

**RESOLUTION NO. 2024-8-2**

**RESOLUTION OF THE BOARD OF DIRECTORS OF THE INLAND EMPIRE UTILITIES AGENCY\*, SAN BERNARDINO COUNTY, CALIFORNIA, APPROVING THE AMENDMENT OF THE AGENCY'S SALARY SCHEDULE/MATRIX**

**WHEREAS**, the Agency has compensation changes for the Supervisors' Unit employees as a result of an agreed upon base salary increase, and


**WHEREAS**, the Agency now desires to update the salary and classification information to comply with the California Code of Regulations (CCR) §570.5, and

**NOW, THEREFORE**, the Board of Directors of the Inland Empire Utilities Agency\* does hereby RESOLVE, DETERMINE AND ORDER as follows:


SECTION 1: The Agency's salary schedule/matrix is hereby adopted and set forth in Exhibit "1" this resolution.

SECTION 2: The salary information contained in Exhibit "1" shall be effective as of July 1, 2024.

**ADOPTED** the 7<sup>th</sup> day of August 2024.

  
\_\_\_\_\_  
Marco Tule  
President of the Inland Empire  
Utilities Agency\* and of the  
Board of Directors thereof

ATTEST:

  
\_\_\_\_\_  
Steven J. Elie  
Secretary/Treasurer of the Inland Empire  
Utilities Agency\* and of the  
Board of Directors thereof

\*A Municipal Water District

STATE OF CALIFORNIA )  
COUNTY OF ) SS  
SAN BERNARDINO )


I, Steven J. Elie, Secretary/Treasurer of the Inland Empire Utilities Agency\*, DO  
HEREBY CERTIFY that the foregoing Resolution being No. 2024-8-2, was adopted at a Board  
Meeting on August 7, 2024, of said Agency by the following vote:

AYES: Camacho, Elie, Hall, Tule

NOES: None

ABSTAIN: None

ABSENT: Hofer

  
\_\_\_\_\_  
Steven J. Elie  
Secretary/Treasurer of the Inland Empire  
Utilities Agency\* and of the  
Board of Directors thereof

(SEAL)

\*A Municipal Water District

Inland Empire Utilities Agency

EXHIBIT 1

Salary Matrix

Effective July 1, 2024

Adopted August 7, 2024

Classification Title	Salary Range	Unit	FLSA	Step	Hourly	Biweekly	Monthly	Annually
Accountant I	175	UN	Exempt	1	\$39.5496	\$3,163.97	\$6,855.27	\$82,263
				2	\$40.5380	\$3,243.04	\$7,026.59	\$84,319
				3	\$41.5510	\$3,324.08	\$7,202.18	\$86,426
				4	\$42.5909	\$3,407.28	\$7,382.44	\$88,589
				5	\$43.6553	\$3,492.43	\$7,566.94	\$90,803
				6	\$44.7467	\$3,579.74	\$7,756.11	\$93,073
				7	\$45.8650	\$3,669.20	\$7,949.94	\$95,399
				8	\$47.0121	\$3,760.97	\$8,148.77	\$97,785
				9	\$48.1875	\$3,855.00	\$8,352.50	\$100,230
Accountant II	177	PR	Exempt	1	\$40.3726	\$3,229.81	\$6,997.93	\$83,975
				2	\$41.3832	\$3,310.66	\$7,173.10	\$86,077
				3	\$42.4169	\$3,393.36	\$7,352.28	\$88,227
				4	\$43.4775	\$3,478.20	\$7,536.10	\$90,433
				5	\$44.5645	\$3,565.16	\$7,724.52	\$92,694
				6	\$45.6784	\$3,654.28	\$7,917.61	\$95,011
				7	\$46.8202	\$3,745.62	\$8,115.51	\$97,386
				8	\$47.9909	\$3,839.28	\$8,318.44	\$99,821
				9	\$49.1909	\$3,935.28	\$8,526.44	\$102,317
Accounting Supervisor	185	SU	Exempt	1	\$64.4159	\$5,153.28	\$11,165.44	\$133,985
				2	\$66.0265	\$5,282.12	\$11,444.60	\$137,335
				3	\$67.6775	\$5,414.20	\$11,730.77	\$140,769
				4	\$69.3688	\$5,549.51	\$12,023.94	\$144,287
				5	\$71.1034	\$5,688.28	\$12,324.61	\$147,895
				6	\$72.8813	\$5,830.51	\$12,632.78	\$151,593
				7	\$74.7025	\$5,976.20	\$12,948.44	\$155,381
				8	\$76.5707	\$6,125.66	\$13,272.27	\$159,267
				9	\$78.4847	\$6,278.78	\$13,604.03	\$163,248
Accounting Technician I	170	GU	Non-exempt	1	\$28.6967	\$2,295.74	\$4,974.11	\$59,689
				2	\$29.4145	\$2,353.16	\$5,098.52	\$61,182
				3	\$30.1500	\$2,412.00	\$5,226.00	\$62,712
				4	\$30.9034	\$2,472.28	\$5,356.61	\$64,279
				5	\$31.6765	\$2,534.12	\$5,490.60	\$65,887
				6	\$32.4678	\$2,597.43	\$5,627.77	\$67,533
				7	\$33.2799	\$2,662.40	\$5,768.54	\$69,222
				8	\$34.1116	\$2,728.93	\$5,912.69	\$70,952
				9	\$34.9645	\$2,797.16	\$6,060.52	\$72,726
Accounting Technician II	173	GU	Non-exempt	1	\$33.2198	\$2,657.59	\$5,758.12	\$69,097
				2	\$34.0500	\$2,724.00	\$5,902.00	\$70,824
				3	\$34.9020	\$2,792.16	\$6,049.68	\$72,596
				4	\$35.7741	\$2,861.93	\$6,200.85	\$74,410
				5	\$36.6678	\$2,933.43	\$6,355.77	\$76,269
				6	\$37.5851	\$3,006.81	\$6,514.76	\$78,177
				7	\$38.5241	\$3,081.93	\$6,677.52	\$80,130
				8	\$39.4880	\$3,159.04	\$6,844.59	\$82,135
				9	\$40.4755	\$3,238.04	\$7,015.76	\$84,189
Administrative Assistant I	171	GU	Non-exempt	1	\$30.1318	\$2,410.55	\$5,222.86	\$62,674

Inland Empire Utilities Agency

EXHIBIT 1

Salary Matrix

Effective July 1, 2024

Adopted August 7, 2024

Classification Title	Salary Range	Unit	FLSA	Step	Hourly	Biweekly	Monthly	Annually
Administrative Assistant I	171	GU	Non-exempt	2	\$30.8851	\$2,470.81	\$5,353.43	\$64,241
				3	\$31.6568	\$2,532.55	\$5,487.20	\$65,846
				4	\$32.4481	\$2,595.85	\$5,624.35	\$67,492
				5	\$33.2601	\$2,660.81	\$5,765.09	\$69,181
				6	\$34.0914	\$2,727.32	\$5,909.20	\$70,910
				7	\$34.9438	\$2,795.51	\$6,056.94	\$72,683
				8	\$35.8169	\$2,865.36	\$6,208.28	\$74,499
				9	\$36.7130	\$2,937.04	\$6,363.59	\$76,363
				Administrative Assistant I (confidential)	171	UN	Non-exempt	1
2	\$33.3563	\$2,668.51	\$5,781.78					\$69,381
3	\$34.1895	\$2,735.16	\$5,926.18					\$71,114
4	\$35.0443	\$2,803.55	\$6,074.36					\$72,892
5	\$35.9212	\$2,873.70	\$6,226.35					\$74,716
6	\$36.8188	\$2,945.51	\$6,381.94					\$76,583
7	\$37.7395	\$3,019.16	\$6,541.52					\$78,498
8	\$38.6823	\$3,094.59	\$6,704.95					\$80,459
9	\$39.6505	\$3,172.04	\$6,872.76					\$82,473
Administrative Assistant II	174	PR	Non-exempt	1	\$34.8779	\$2,790.24	\$6,045.52	\$72,546
				2	\$35.7500	\$2,860.00	\$6,196.67	\$74,360
				3	\$36.6438	\$2,931.51	\$6,351.61	\$76,219
				4	\$37.5601	\$3,004.81	\$6,510.43	\$78,125
				5	\$38.4991	\$3,079.93	\$6,673.19	\$80,078
				6	\$39.4616	\$3,156.93	\$6,840.02	\$82,080
				7	\$40.4481	\$3,235.85	\$7,011.01	\$84,132
				8	\$41.4592	\$3,316.74	\$7,186.27	\$86,235
				9	\$42.4957	\$3,399.66	\$7,365.93	\$88,391
Administrative Assistant II (confidential)	174	UN	Non-exempt	1	\$37.6683	\$3,013.47	\$6,529.19	\$78,350
				2	\$38.6101	\$3,088.81	\$6,692.43	\$80,309
				3	\$39.5755	\$3,166.04	\$6,859.76	\$82,317
				4	\$40.5650	\$3,245.20	\$7,031.27	\$84,375
				5	\$41.5794	\$3,326.36	\$7,207.12	\$86,485
				6	\$42.6188	\$3,409.51	\$7,387.28	\$88,647
				7	\$43.6842	\$3,494.74	\$7,571.94	\$90,863
				8	\$44.7760	\$3,582.08	\$7,761.18	\$93,134
				9	\$45.8957	\$3,671.66	\$7,955.27	\$95,463
Advanced Water Treatment Program Manager	190	UN	Exempt	1	\$82.2087	\$6,576.70	\$14,249.52	\$170,994
				2	\$84.2640	\$6,741.12	\$14,605.76	\$175,269
				3	\$86.3698	\$6,909.59	\$14,970.78	\$179,649
				4	\$88.5299	\$7,082.40	\$15,345.20	\$184,142
				5	\$90.7428	\$7,259.43	\$15,728.77	\$188,745
				6	\$93.0111	\$7,440.89	\$16,121.93	\$193,463
				7	\$95.3361	\$7,626.89	\$16,524.93	\$198,299
				8	\$97.7193	\$7,817.55	\$16,938.03	\$203,256
				9	\$100.1630	\$8,013.04	\$17,361.59	\$208,339
Assistant Engineer	179	UN	Exempt	1	\$48.0722	\$3,845.78	\$8,332.53	\$99,990
				2	\$49.2746	\$3,941.97	\$8,540.94	\$102,491

Inland Empire Utilities Agency

EXHIBIT 1

Salary Matrix

Effective July 1, 2024

Adopted August 7, 2024

Classification Title	Salary Range	Unit	FLSA	Step	Hourly	Biweekly	Monthly	Annually				
Assistant Engineer	179	UN	Exempt	3	\$50.5063	\$4,040.51	\$8,754.44	\$105,053				
				4	\$51.7688	\$4,141.51	\$8,973.28	\$107,679				
				5	\$53.0625	\$4,245.00	\$9,197.50	\$110,370				
				6	\$54.3890	\$4,351.12	\$9,427.43	\$113,129				
				7	\$55.7496	\$4,459.97	\$9,663.27	\$115,959				
				8	\$57.1433	\$4,571.47	\$9,904.86	\$118,858				
				9	\$58.5712	\$4,685.70	\$10,152.35	\$121,828				
				Assistant General Manager	197	EX	Exempt	1	\$115.6760	\$9,254.08	\$20,050.51	\$240,606
								2	\$118.5688	\$9,485.51	\$20,551.94	\$246,623
3	\$121.5323	\$9,722.59	\$21,065.62					\$252,787				
4	\$124.5712	\$9,965.70	\$21,592.35					\$259,108				
5	\$127.6847	\$10,214.78	\$22,132.03					\$265,584				
6	\$130.8775	\$10,470.20	\$22,685.44					\$272,225				
7	\$134.1491	\$10,731.93	\$23,252.52					\$279,030				
8	\$137.5029	\$11,000.24	\$23,833.86					\$286,006				
9	\$140.9409	\$11,275.28	\$24,429.78					\$293,157				
Associate Engineer	182	PR	Exempt	1	\$51.5246	\$4,121.97	\$8,930.94	\$107,171				
				2	\$52.8121	\$4,224.97	\$9,154.11	\$109,849				
				3	\$54.1327	\$4,330.62	\$9,383.01	\$112,596				
				4	\$55.4856	\$4,438.85	\$9,617.51	\$115,410				
				5	\$56.8731	\$4,549.85	\$9,858.01	\$118,296				
				6	\$58.2943	\$4,663.55	\$10,104.36	\$121,252				
				7	\$59.7520	\$4,780.16	\$10,357.02	\$124,284				
				8	\$61.2462	\$4,899.70	\$10,616.02	\$127,392				
				9	\$62.7770	\$5,022.16	\$10,881.35	\$130,576				
Biologist	181	LB	Exempt	1	\$49.0707	\$3,925.66	\$8,505.60	\$102,067				
				2	\$50.2976	\$4,023.81	\$8,718.26	\$104,619				
				3	\$51.5549	\$4,124.40	\$8,936.20	\$107,234				
				4	\$52.8438	\$4,227.51	\$9,159.61	\$109,915				
				5	\$54.1640	\$4,333.12	\$9,388.43	\$112,661				
				6	\$55.5188	\$4,441.51	\$9,623.28	\$115,479				
				7	\$56.9068	\$4,552.55	\$9,863.86	\$118,366				
				8	\$58.3289	\$4,666.32	\$10,110.36	\$121,324				
				9	\$59.7880	\$4,783.04	\$10,363.26	\$124,359				
Board Services Officer	186	UN	Exempt	1	\$67.6390	\$5,411.12	\$11,724.10	\$140,689				
				2	\$69.3299	\$5,546.40	\$12,017.20	\$144,206				
				3	\$71.0630	\$5,685.04	\$12,317.59	\$147,811				
				4	\$72.8395	\$5,827.16	\$12,625.52	\$151,506				
				5	\$74.6611	\$5,972.89	\$12,941.27	\$155,295				
				6	\$76.5270	\$6,122.16	\$13,264.68	\$159,176				
				7	\$78.4404	\$6,275.24	\$13,596.36	\$163,156				
				8	\$80.4015	\$6,432.12	\$13,936.26	\$167,235				
				9	\$82.4111	\$6,592.89	\$14,284.60	\$171,415				
Budget Officer	186	UN	Exempt	1	\$67.6390	\$5,411.12	\$11,724.10	\$140,689				
				2	\$69.3299	\$5,546.40	\$12,017.20	\$144,206				
				3	\$71.0630	\$5,685.04	\$12,317.59	\$147,811				

Inland Empire Utilities Agency

EXHIBIT 1

Salary Matrix

Effective July 1, 2024

Adopted August 7, 2024

Classification Title	Salary Range	Unit	FLSA	Step	Hourly	Biweekly	Monthly	Annually				
Budget Officer	186	UN	Exempt	4	\$72.8395	\$5,827.16	\$12,625.52	\$151,506				
				5	\$74.6611	\$5,972.89	\$12,941.27	\$155,295				
				6	\$76.5270	\$6,122.16	\$13,264.68	\$159,176				
				7	\$78.4404	\$6,275.24	\$13,596.36	\$163,156				
				8	\$80.4015	\$6,432.12	\$13,936.26	\$167,235				
				9	\$82.4111	\$6,592.89	\$14,284.60	\$171,415				
				Business Systems Analyst I	179	PR	Exempt	1	\$44.5111	\$3,560.89	\$7,715.27	\$92,583
								2	\$45.6246	\$3,649.97	\$7,908.27	\$94,899
								3	\$46.7650	\$3,741.20	\$8,105.94	\$97,271
4	\$47.9337	\$3,834.70	\$8,308.52					\$99,702				
5	\$49.1318	\$3,930.55	\$8,516.20					\$102,194				
6	\$50.3601	\$4,028.81	\$8,729.09					\$104,749				
7	\$51.6198	\$4,129.59	\$8,947.45					\$107,369				
8	\$52.9101	\$4,232.81	\$9,171.09					\$110,053				
9	\$54.2323	\$4,338.59	\$9,400.28					\$112,803				
Business Systems Analyst II	181	PR	Exempt	1	\$49.0707	\$3,925.66	\$8,505.60	\$102,067				
				2	\$50.2976	\$4,023.81	\$8,718.26	\$104,619				
				3	\$51.5549	\$4,124.40	\$8,936.20	\$107,234				
				4	\$52.8438	\$4,227.51	\$9,159.61	\$109,915				
				5	\$54.1640	\$4,333.12	\$9,388.43	\$112,661				
				6	\$55.5188	\$4,441.51	\$9,623.28	\$115,479				
				7	\$56.9068	\$4,552.55	\$9,863.86	\$118,366				
				8	\$58.3289	\$4,666.32	\$10,110.36	\$121,324				
				9	\$59.7880	\$4,783.04	\$10,363.26	\$124,359				
Business Systems Supervisor	185	SU	Exempt	1	\$64.4159	\$5,153.28	\$11,165.44	\$133,985				
				2	\$66.0265	\$5,282.12	\$11,444.60	\$137,335				
				3	\$67.6775	\$5,414.20	\$11,730.77	\$140,769				
				4	\$69.3688	\$5,549.51	\$12,023.94	\$144,287				
				5	\$71.1034	\$5,688.28	\$12,324.61	\$147,895				
				6	\$72.8813	\$5,830.51	\$12,632.78	\$151,593				
				7	\$74.7025	\$5,976.20	\$12,948.44	\$155,381				
				8	\$76.5707	\$6,125.66	\$13,272.27	\$159,267				
				9	\$78.4847	\$6,278.78	\$13,604.03	\$163,248				
CAD Designer	178	UN	Non-exempt	1	\$45.7818	\$3,662.55	\$7,935.53	\$95,226				
				2	\$46.9265	\$3,754.12	\$8,133.93	\$97,607				
				3	\$48.0996	\$3,847.97	\$8,337.27	\$100,047				
				4	\$49.3010	\$3,944.08	\$8,545.51	\$102,546				
				5	\$50.5342	\$4,042.74	\$8,759.27	\$105,111				
				6	\$51.7972	\$4,143.78	\$8,978.19	\$107,738				
				7	\$53.0928	\$4,247.43	\$9,202.77	\$110,433				
				8	\$54.4198	\$4,353.59	\$9,432.78	\$113,193				
				9	\$55.7799	\$4,462.40	\$9,668.54	\$116,022				
Chemist	181	LB	Exempt	1	\$49.0707	\$3,925.66	\$8,505.60	\$102,067				
				2	\$50.2976	\$4,023.81	\$8,718.26	\$104,619				
				3	\$51.5549	\$4,124.40	\$8,936.20	\$107,234				
				4	\$52.8438	\$4,227.51	\$9,159.61	\$109,915				

Inland Empire Utilities Agency

EXHIBIT 1

Salary Matrix

Effective July 1, 2024

Adopted August 7, 2024

Classification Title	Salary Range	Unit	FLSA	Step	Hourly	Biweekly	Monthly	Annually
Chemist	181	LB	Exempt	5	\$54.1640	\$4,333.12	\$9,388.43	\$112,661
				6	\$55.5188	\$4,441.51	\$9,623.28	\$115,479
				7	\$56.9068	\$4,552.55	\$9,863.86	\$118,366
				8	\$58.3289	\$4,666.32	\$10,110.36	\$121,324
				9	\$59.7880	\$4,783.04	\$10,363.26	\$124,359
Chino Basin Program Manager	188	UN	Exempt	1	\$74.5664	\$5,965.32	\$12,924.86	\$155,098
				2	\$76.4318	\$6,114.55	\$13,248.20	\$158,978
				3	\$78.3424	\$6,267.40	\$13,579.37	\$162,952
				4	\$80.3005	\$6,424.04	\$13,918.76	\$167,025
				5	\$82.3082	\$6,584.66	\$14,266.77	\$171,201
				6	\$84.3654	\$6,749.24	\$14,623.36	\$175,480
				7	\$86.4750	\$6,918.00	\$14,989.00	\$179,868
				8	\$88.6371	\$7,090.97	\$15,363.77	\$184,365
				9	\$90.8525	\$7,268.20	\$15,747.77	\$188,973
Collection System Operator I	171	GU	Non-exempt	1	\$30.1318	\$2,410.55	\$5,222.86	\$62,674
				2	\$30.8851	\$2,470.81	\$5,353.43	\$64,241
				3	\$31.6568	\$2,532.55	\$5,487.20	\$65,846
				4	\$32.4481	\$2,595.85	\$5,624.35	\$67,492
				5	\$33.2601	\$2,660.81	\$5,765.09	\$69,181
				6	\$34.0914	\$2,727.32	\$5,909.20	\$70,910
				7	\$34.9438	\$2,795.51	\$6,056.94	\$72,683
				8	\$35.8169	\$2,865.36	\$6,208.28	\$74,499
				9	\$36.7130	\$2,937.04	\$6,363.59	\$76,363
Collection System Operator II	175	GU	Non-exempt	1	\$36.6198	\$2,929.59	\$6,347.45	\$76,169
				2	\$37.5351	\$3,002.81	\$6,506.09	\$78,073
				3	\$38.4731	\$3,077.85	\$6,668.68	\$80,024
				4	\$39.4356	\$3,154.85	\$6,835.51	\$82,026
				5	\$40.4212	\$3,233.70	\$7,006.35	\$84,076
				6	\$41.4318	\$3,314.55	\$7,181.53	\$86,178
				7	\$42.4674	\$3,397.40	\$7,361.04	\$88,332
				8	\$43.5294	\$3,482.36	\$7,545.12	\$90,541
				9	\$44.6178	\$3,569.43	\$7,733.77	\$92,805
Collection System Operator III	177	GU	Non-exempt	1	\$40.3726	\$3,229.81	\$6,997.93	\$83,975
				2	\$41.3832	\$3,310.66	\$7,173.10	\$86,077
				3	\$42.4169	\$3,393.36	\$7,352.28	\$88,227
				4	\$43.4775	\$3,478.20	\$7,536.10	\$90,433
				5	\$44.5645	\$3,565.16	\$7,724.52	\$92,694
				6	\$45.6784	\$3,654.28	\$7,917.61	\$95,011
				7	\$46.8202	\$3,745.62	\$8,115.51	\$97,386
				8	\$47.9909	\$3,839.28	\$8,318.44	\$99,821
				9	\$49.1909	\$3,935.28	\$8,526.44	\$102,317
Collection System Supervisor	185	SU	Non-exempt	1	\$64.4159	\$5,153.28	\$11,165.44	\$133,985
				2	\$66.0265	\$5,282.12	\$11,444.60	\$137,335
				3	\$67.6775	\$5,414.20	\$11,730.77	\$140,769
				4	\$69.3688	\$5,549.51	\$12,023.94	\$144,287
				5	\$71.1034	\$5,688.28	\$12,324.61	\$147,895

Inland Empire Utilities Agency

EXHIBIT 1

Salary Matrix

Effective July 1, 2024

Adopted August 7, 2024

Classification Title	Salary Range	Unit	FLSA	Step	Hourly	Biweekly	Monthly	Annually
Collection System Supervisor	185	SU	Non-exempt	6	\$72.8813	\$5,830.51	\$12,632.78	\$151,593
				7	\$74.7025	\$5,976.20	\$12,948.44	\$155,381
				8	\$76.5707	\$6,125.66	\$13,272.27	\$159,267
				9	\$78.4847	\$6,278.78	\$13,604.03	\$163,248
Communications Officer	186	UN	Exempt	1	\$67.6390	\$5,411.12	\$11,724.10	\$140,689
				2	\$69.3299	\$5,546.40	\$12,017.20	\$144,206
				3	\$71.0630	\$5,685.04	\$12,317.59	\$147,811
				4	\$72.8395	\$5,827.16	\$12,625.52	\$151,506
				5	\$74.6611	\$5,972.89	\$12,941.27	\$155,295
				6	\$76.5270	\$6,122.16	\$13,264.68	\$159,176
				7	\$78.4404	\$6,275.24	\$13,596.36	\$163,156
				8	\$80.4015	\$6,432.12	\$13,936.26	\$167,235
				9	\$82.4111	\$6,592.89	\$14,284.60	\$171,415
Communications Officer (Y-Rated; Hired Before 1/23/2022)	206	UN	Exempt	1	\$85.2866	\$6,822.93	\$14,783.02	\$177,396
Compost Facility Supervisor	185	SU	Exempt	1	\$64.4159	\$5,153.28	\$11,165.44	\$133,985
				2	\$66.0265	\$5,282.12	\$11,444.60	\$137,335
				3	\$67.6775	\$5,414.20	\$11,730.77	\$140,769
				4	\$69.3688	\$5,549.51	\$12,023.94	\$144,287
				5	\$71.1034	\$5,688.28	\$12,324.61	\$147,895
				6	\$72.8813	\$5,830.51	\$12,632.78	\$151,593
				7	\$74.7025	\$5,976.20	\$12,948.44	\$155,381
				8	\$76.5707	\$6,125.66	\$13,272.27	\$159,267
				9	\$78.4847	\$6,278.78	\$13,604.03	\$163,248
Compost Operator	174	GU	Non-exempt	1	\$34.8779	\$2,790.24	\$6,045.52	\$72,546
				2	\$35.7500	\$2,860.00	\$6,196.67	\$74,360
				3	\$36.6438	\$2,931.51	\$6,351.61	\$76,219
				4	\$37.5601	\$3,004.81	\$6,510.43	\$78,125
				5	\$38.4991	\$3,079.93	\$6,673.19	\$80,078
				6	\$39.4616	\$3,156.93	\$6,840.02	\$82,080
				7	\$40.4481	\$3,235.85	\$7,011.01	\$84,132
				8	\$41.4592	\$3,316.74	\$7,186.27	\$86,235
				9	\$42.4957	\$3,399.66	\$7,365.93	\$88,391
Compost Sales Representative	181	PR	Exempt	1	\$49.0707	\$3,925.66	\$8,505.60	\$102,067
				2	\$50.2976	\$4,023.81	\$8,718.26	\$104,619
				3	\$51.5549	\$4,124.40	\$8,936.20	\$107,234
				4	\$52.8438	\$4,227.51	\$9,159.61	\$109,915
				5	\$54.1640	\$4,333.12	\$9,388.43	\$112,661
				6	\$55.5188	\$4,441.51	\$9,623.28	\$115,479
				7	\$56.9068	\$4,552.55	\$9,863.86	\$118,366
				8	\$58.3289	\$4,666.32	\$10,110.36	\$121,324
				9	\$59.7880	\$4,783.04	\$10,363.26	\$124,359
Compost Worker	170	GU	Non-exempt	1	\$28.6967	\$2,295.74	\$4,974.11	\$59,689
				2	\$29.4145	\$2,353.16	\$5,098.52	\$61,182
				3	\$30.1500	\$2,412.00	\$5,226.00	\$62,712



**Inland Empire Utilities Agency**

**EXHIBIT 1**

**Salary Matrix**

**Effective July 1, 2024**

**Adopted August 7, 2024**

<b>Classification Title</b>	<b>Salary Range</b>	<b>Unit</b>	<b>FLSA</b>	<b>Step</b>	<b>Hourly</b>	<b>Biweekly</b>	<b>Monthly</b>	<b>Annually</b>
Compost Worker	170	GU	Non-exempt	4	\$30.9034	\$2,472.28	\$5,356.61	\$64,279
				5	\$31.6765	\$2,534.12	\$5,490.60	\$65,887
				6	\$32.4678	\$2,597.43	\$5,627.77	\$67,533
				7	\$33.2799	\$2,662.40	\$5,768.54	\$69,222
				8	\$34.1116	\$2,728.93	\$5,912.69	\$70,952
				9	\$34.9645	\$2,797.16	\$6,060.52	\$72,726
Construction Project Inspector	180	UN	Non-exempt	1	\$50.4750	\$4,038.00	\$8,749.00	\$104,988
				2	\$51.7375	\$4,139.00	\$8,967.84	\$107,614
				3	\$53.0308	\$4,242.47	\$9,192.02	\$110,304
				4	\$54.3568	\$4,348.55	\$9,421.86	\$113,062
				5	\$55.7154	\$4,457.24	\$9,657.36	\$115,888
				6	\$57.1082	\$4,568.66	\$9,898.77	\$118,785
				7	\$58.5356	\$4,682.85	\$10,146.18	\$121,754
				8	\$59.9991	\$4,799.93	\$10,399.85	\$124,798
				9	\$61.4991	\$4,919.93	\$10,659.85	\$127,918
Contracts Administrator I	177	PR	Exempt	1	\$40.3726	\$3,229.81	\$6,997.93	\$83,975
				2	\$41.3832	\$3,310.66	\$7,173.10	\$86,077
				3	\$42.4169	\$3,393.36	\$7,352.28	\$88,227
				4	\$43.4775	\$3,478.20	\$7,536.10	\$90,433
				5	\$44.5645	\$3,565.16	\$7,724.52	\$92,694
				6	\$45.6784	\$3,654.28	\$7,917.61	\$95,011
				7	\$46.8202	\$3,745.62	\$8,115.51	\$97,386
				8	\$47.9909	\$3,839.28	\$8,318.44	\$99,821
				9	\$49.1909	\$3,935.28	\$8,526.44	\$102,317
Contracts Administrator II	180	PR	Exempt	1	\$46.7361	\$3,738.89	\$8,100.93	\$97,211
				2	\$47.9049	\$3,832.40	\$8,303.54	\$99,642
				3	\$49.1025	\$3,928.20	\$8,511.10	\$102,133
				4	\$50.3303	\$4,026.43	\$8,723.94	\$104,687
				5	\$51.5880	\$4,127.04	\$8,941.92	\$107,303
				6	\$52.8779	\$4,230.24	\$9,165.52	\$109,986
				7	\$54.1996	\$4,335.97	\$9,394.61	\$112,735
				8	\$55.5544	\$4,444.36	\$9,629.45	\$115,553
				9	\$56.9433	\$4,555.47	\$9,870.19	\$118,442
Contracts and Procurement Supervisor	185	SU	Exempt	1	\$64.4159	\$5,153.28	\$11,165.44	\$133,985
				2	\$66.0265	\$5,282.12	\$11,444.60	\$137,335
				3	\$67.6775	\$5,414.20	\$11,730.77	\$140,769
				4	\$69.3688	\$5,549.51	\$12,023.94	\$144,287
				5	\$71.1034	\$5,688.28	\$12,324.61	\$147,895
				6	\$72.8813	\$5,830.51	\$12,632.78	\$151,593
				7	\$74.7025	\$5,976.20	\$12,948.44	\$155,381
				8	\$76.5707	\$6,125.66	\$13,272.27	\$159,267
				9	\$78.4847	\$6,278.78	\$13,604.03	\$163,248
Control Systems Analyst I	180	GU	Non-exempt	1	\$46.7361	\$3,738.89	\$8,100.93	\$97,211
				2	\$47.9049	\$3,832.40	\$8,303.54	\$99,642
				3	\$49.1025	\$3,928.20	\$8,511.10	\$102,133
				4	\$50.3303	\$4,026.43	\$8,723.94	\$104,687

Inland Empire Utilities Agency

EXHIBIT 1

Salary Matrix

Effective July 1, 2024

Adopted August 7, 2024

Classification Title	Salary Range	Unit	FLSA	Step	Hourly	Biweekly	Monthly	Annually
Control Systems Analyst I	180	GU	Non-exempt	5	\$51.5880	\$4,127.04	\$8,941.92	\$107,303
				6	\$52.8779	\$4,230.24	\$9,165.52	\$109,986
				7	\$54.1996	\$4,335.97	\$9,394.61	\$112,735
				8	\$55.5544	\$4,444.36	\$9,629.45	\$115,553
				9	\$56.9433	\$4,555.47	\$9,870.19	\$118,442
Control Systems Analyst II	182	GU	Non-exempt	1	\$51.5246	\$4,121.97	\$8,930.94	\$107,171
				2	\$52.8121	\$4,224.97	\$9,154.11	\$109,849
				3	\$54.1327	\$4,330.62	\$9,383.01	\$112,596
				4	\$55.4856	\$4,438.85	\$9,617.51	\$115,410
				5	\$56.8731	\$4,549.85	\$9,858.01	\$118,296
				6	\$58.2943	\$4,663.55	\$10,104.36	\$121,252
				7	\$59.7520	\$4,780.16	\$10,357.02	\$124,284
				8	\$61.2462	\$4,899.70	\$10,616.02	\$127,392
				9	\$62.7770	\$5,022.16	\$10,881.35	\$130,576
Controller	190	UN	Exempt	1	\$82.2087	\$6,576.70	\$14,249.52	\$170,994
				2	\$84.2640	\$6,741.12	\$14,605.76	\$175,269
				3	\$86.3698	\$6,909.59	\$14,970.78	\$179,649
				4	\$88.5299	\$7,082.40	\$15,345.20	\$184,142
				5	\$90.7428	\$7,259.43	\$15,728.77	\$188,745
				6	\$93.0111	\$7,440.89	\$16,121.93	\$193,463
				7	\$95.3361	\$7,626.89	\$16,524.93	\$198,299
				8	\$97.7193	\$7,817.55	\$16,938.03	\$203,256
				9	\$100.1630	\$8,013.04	\$17,361.59	\$208,339
Deputy General Manager	199	EX	Exempt	1	\$130.5717	\$10,445.74	\$22,632.44	\$271,589
				2	\$133.8356	\$10,706.85	\$23,198.18	\$278,378
				3	\$137.1827	\$10,974.62	\$23,778.35	\$285,340
				4	\$140.6111	\$11,248.89	\$24,372.60	\$292,471
				5	\$144.1270	\$11,530.16	\$24,982.02	\$299,784
				6	\$147.7299	\$11,818.40	\$25,606.54	\$307,278
				7	\$151.4236	\$12,113.89	\$26,246.77	\$314,961
				8	\$155.2087	\$12,416.70	\$26,902.85	\$322,834
				9	\$159.0890	\$12,727.12	\$27,575.43	\$330,905
Deputy Manager of Maintenance	188	UN	Exempt	1	\$74.5664	\$5,965.32	\$12,924.86	\$155,098
				2	\$76.4318	\$6,114.55	\$13,248.20	\$158,978
				3	\$78.3424	\$6,267.40	\$13,579.37	\$162,952
				4	\$80.3005	\$6,424.04	\$13,918.76	\$167,025
				5	\$82.3082	\$6,584.66	\$14,266.77	\$171,201
				6	\$84.3654	\$6,749.24	\$14,623.36	\$175,480
				7	\$86.4750	\$6,918.00	\$14,989.00	\$179,868
				8	\$88.6371	\$7,090.97	\$15,363.77	\$184,365
				9	\$90.8525	\$7,268.20	\$15,747.77	\$188,973
Deputy Manager of Operations	188	UN	Exempt	1	\$74.5664	\$5,965.32	\$12,924.86	\$155,098
				2	\$76.4318	\$6,114.55	\$13,248.20	\$158,978
				3	\$78.3424	\$6,267.40	\$13,579.37	\$162,952
				4	\$80.3005	\$6,424.04	\$13,918.76	\$167,025
				5	\$82.3082	\$6,584.66	\$14,266.77	\$171,201

Inland Empire Utilities Agency

EXHIBIT 1

Salary Matrix

Effective July 1, 2024

Adopted August 7, 2024

Classification Title	Salary Range	Unit	FLSA	Step	Hourly	Biweekly	Monthly	Annually
Deputy Manager of Operations	188	UN	Exempt	6	\$84.3654	\$6,749.24	\$14,623.36	\$175,480
				7	\$86.4750	\$6,918.00	\$14,989.00	\$179,868
				8	\$88.6371	\$7,090.97	\$15,363.77	\$184,365
				9	\$90.8525	\$7,268.20	\$15,747.77	\$188,973
Deputy Manager of Water System Programs	188	UN	Exempt	1	\$74.5664	\$5,965.32	\$12,924.86	\$155,098
				2	\$76.4318	\$6,114.55	\$13,248.20	\$158,978
				3	\$78.3424	\$6,267.40	\$13,579.37	\$162,952
				4	\$80.3005	\$6,424.04	\$13,918.76	\$167,025
				5	\$82.3082	\$6,584.66	\$14,266.77	\$171,201
				6	\$84.3654	\$6,749.24	\$14,623.36	\$175,480
				7	\$86.4750	\$6,918.00	\$14,989.00	\$179,868
				8	\$88.6371	\$7,090.97	\$15,363.77	\$184,365
				9	\$90.8525	\$7,268.20	\$15,747.77	\$188,973
Director of Board and Administrative Services	193	UN	Exempt	1	\$95.1664	\$7,613.32	\$16,495.53	\$197,946
				2	\$97.5457	\$7,803.66	\$16,907.93	\$202,895
				3	\$99.9842	\$7,998.74	\$17,330.61	\$207,967
				4	\$102.4842	\$8,198.74	\$17,763.94	\$213,167
				5	\$105.0462	\$8,403.70	\$18,208.02	\$218,496
				6	\$107.6722	\$8,613.78	\$18,663.19	\$223,958
				7	\$110.3640	\$8,829.12	\$19,129.76	\$229,557
				8	\$113.1231	\$9,049.85	\$19,608.01	\$235,296
				9	\$115.9515	\$9,276.12	\$20,098.26	\$241,179
Director of Engineering	195	UN	Exempt	1	\$104.9246	\$8,393.97	\$18,186.94	\$218,243
				2	\$107.5481	\$8,603.85	\$18,641.68	\$223,700
				3	\$110.2366	\$8,818.93	\$19,107.69	\$229,292
				4	\$112.9928	\$9,039.43	\$19,585.44	\$235,025
				5	\$115.8169	\$9,265.36	\$20,074.95	\$240,899
				6	\$118.7130	\$9,497.04	\$20,576.92	\$246,923
				7	\$121.6799	\$9,734.40	\$21,091.20	\$253,094
				8	\$124.7226	\$9,977.81	\$21,618.59	\$259,423
				9	\$127.8404	\$10,227.24	\$22,159.02	\$265,908
Director of External and Government Affairs	193	UN	Exempt	1	\$95.1664	\$7,613.32	\$16,495.53	\$197,946
				2	\$97.5457	\$7,803.66	\$16,907.93	\$202,895
				3	\$99.9842	\$7,998.74	\$17,330.61	\$207,967
				4	\$102.4842	\$8,198.74	\$17,763.94	\$213,167
				5	\$105.0462	\$8,403.70	\$18,208.02	\$218,496
				6	\$107.6722	\$8,613.78	\$18,663.19	\$223,958
				7	\$110.3640	\$8,829.12	\$19,129.76	\$229,557
				8	\$113.1231	\$9,049.85	\$19,608.01	\$235,296
				9	\$115.9515	\$9,276.12	\$20,098.26	\$241,179
Director of Finance	195	UN	Exempt	1	\$104.9246	\$8,393.97	\$18,186.94	\$218,243
				2	\$107.5481	\$8,603.85	\$18,641.68	\$223,700
				3	\$110.2366	\$8,818.93	\$19,107.69	\$229,292
				4	\$112.9928	\$9,039.43	\$19,585.44	\$235,025
				5	\$115.8169	\$9,265.36	\$20,074.95	\$240,899
				6	\$118.7130	\$9,497.04	\$20,576.92	\$246,923

Inland Empire Utilities Agency

EXHIBIT 1

Salary Matrix

Effective July 1, 2024

Adopted August 7, 2024

Classification Title	Salary Range	Unit	FLSA	Step	Hourly	Biweekly	Monthly	Annually
Director of Finance	195	UN	Exempt	7	\$121.6799	\$9,734.40	\$21,091.20	\$253,094
				8	\$124.7226	\$9,977.81	\$21,618.59	\$259,423
				9	\$127.8404	\$10,227.24	\$22,159.02	\$265,908
Director of Human Resources	194	UN	Exempt	1	\$99.9284	\$7,994.28	\$17,320.94	\$207,851
				2	\$102.4260	\$8,194.08	\$17,753.84	\$213,046
				3	\$104.9871	\$8,398.97	\$18,197.77	\$218,373
				4	\$107.6106	\$8,608.85	\$18,652.51	\$223,830
				5	\$110.3020	\$8,824.16	\$19,119.02	\$229,428
				6	\$113.0587	\$9,044.70	\$19,596.85	\$235,162
				7	\$115.8856	\$9,270.85	\$20,086.85	\$241,042
				8	\$118.7827	\$9,502.62	\$20,589.01	\$247,068
				9	\$121.7520	\$9,740.16	\$21,103.68	\$253,244
Director of Information Technology	194	UN	Exempt	1	\$99.9284	\$7,994.28	\$17,320.94	\$207,851
				2	\$102.4260	\$8,194.08	\$17,753.84	\$213,046
				3	\$104.9871	\$8,398.97	\$18,197.77	\$218,373
				4	\$107.6106	\$8,608.85	\$18,652.51	\$223,830
				5	\$110.3020	\$8,824.16	\$19,119.02	\$229,428
				6	\$113.0587	\$9,044.70	\$19,596.85	\$235,162
				7	\$115.8856	\$9,270.85	\$20,086.85	\$241,042
				8	\$118.7827	\$9,502.62	\$20,589.01	\$247,068
				9	\$121.7520	\$9,740.16	\$21,103.68	\$253,244
Director of Operations and Maintenance	195	UN	Exempt	1	\$104.9246	\$8,393.97	\$18,186.94	\$218,243
				2	\$107.5481	\$8,603.85	\$18,641.68	\$223,700
				3	\$110.2366	\$8,818.93	\$19,107.69	\$229,292
				4	\$112.9928	\$9,039.43	\$19,585.44	\$235,025
				5	\$115.8169	\$9,265.36	\$20,074.95	\$240,899
				6	\$118.7130	\$9,497.04	\$20,576.92	\$246,923
				7	\$121.6799	\$9,734.40	\$21,091.20	\$253,094
				8	\$124.7226	\$9,977.81	\$21,618.59	\$259,423
				9	\$127.8404	\$10,227.24	\$22,159.02	\$265,908
Director of Planning and Resources	195	UN	Exempt	1	\$104.9246	\$8,393.97	\$18,186.94	\$218,243
				2	\$107.5481	\$8,603.85	\$18,641.68	\$223,700
				3	\$110.2366	\$8,818.93	\$19,107.69	\$229,292
				4	\$112.9928	\$9,039.43	\$19,585.44	\$235,025
				5	\$115.8169	\$9,265.36	\$20,074.95	\$240,899
				6	\$118.7130	\$9,497.04	\$20,576.92	\$246,923
				7	\$121.6799	\$9,734.40	\$21,091.20	\$253,094
				8	\$124.7226	\$9,977.81	\$21,618.59	\$259,423
				9	\$127.8404	\$10,227.24	\$22,159.02	\$265,908
Electrical & Instrumentation Technician I	176	GU	Non-exempt	1	\$38.4496	\$3,075.97	\$6,664.61	\$79,975
				2	\$39.4111	\$3,152.89	\$6,831.27	\$81,975
				3	\$40.3957	\$3,231.66	\$7,001.93	\$84,023
				4	\$41.4063	\$3,312.51	\$7,177.11	\$86,125
				5	\$42.4414	\$3,395.32	\$7,356.53	\$88,278
				6	\$43.5025	\$3,480.20	\$7,540.44	\$90,485
				7	\$44.5900	\$3,567.20	\$7,728.94	\$92,747

Inland Empire Utilities Agency

EXHIBIT 1

Salary Matrix

Effective July 1, 2024

Adopted August 7, 2024

Classification Title	Salary Range	Unit	FLSA	Step	Hourly	Biweekly	Monthly	Annually
Electrical & Instrumentation Technician I	176	GU	Non-exempt	8	\$45.7044	\$3,656.36	\$7,922.12	\$95,065
				9	\$46.8476	\$3,747.81	\$8,120.26	\$97,443
Electrical & Instrumentation Technician II	179	GU	Non-exempt	1	\$44.5111	\$3,560.89	\$7,715.27	\$92,583
				2	\$45.6246	\$3,649.97	\$7,908.27	\$94,899
				3	\$46.7650	\$3,741.20	\$8,105.94	\$97,271
				4	\$47.9337	\$3,834.70	\$8,308.52	\$99,702
				5	\$49.1318	\$3,930.55	\$8,516.20	\$102,194
				6	\$50.3601	\$4,028.81	\$8,729.09	\$104,749
				7	\$51.6198	\$4,129.59	\$8,947.45	\$107,369
				8	\$52.9101	\$4,232.81	\$9,171.09	\$110,053
				9	\$54.2323	\$4,338.59	\$9,400.28	\$112,803
Electrical & Instrumentation Technician III	181	GU	Non-exempt	1	\$49.0707	\$3,925.66	\$8,505.60	\$102,067
				2	\$50.2976	\$4,023.81	\$8,718.26	\$104,619
				3	\$51.5549	\$4,124.40	\$8,936.20	\$107,234
				4	\$52.8438	\$4,227.51	\$9,159.61	\$109,915
				5	\$54.1640	\$4,333.12	\$9,388.43	\$112,661
				6	\$55.5188	\$4,441.51	\$9,623.28	\$115,479
				7	\$56.9068	\$4,552.55	\$9,863.86	\$118,366
				8	\$58.3289	\$4,666.32	\$10,110.36	\$121,324
				9	\$59.7880	\$4,783.04	\$10,363.26	\$124,359
Electrical & Instrumentation Technician IV	182	GU	Non-exempt	1	\$51.5246	\$4,121.97	\$8,930.94	\$107,171
				2	\$52.8121	\$4,224.97	\$9,154.11	\$109,849
				3	\$54.1327	\$4,330.62	\$9,383.01	\$112,596
				4	\$55.4856	\$4,438.85	\$9,617.51	\$115,410
				5	\$56.8731	\$4,549.85	\$9,858.01	\$118,296
				6	\$58.2943	\$4,663.55	\$10,104.36	\$121,252
				7	\$59.7520	\$4,780.16	\$10,357.02	\$124,284
				8	\$61.2462	\$4,899.70	\$10,616.02	\$127,392
				9	\$62.7770	\$5,022.16	\$10,881.35	\$130,576
Employee and Labor Relations Advocate	187	UN	Exempt	1	\$71.0193	\$5,681.55	\$12,310.03	\$147,720
				2	\$72.7943	\$5,823.55	\$12,617.70	\$151,412
				3	\$74.6145	\$5,969.16	\$12,933.18	\$155,198
				4	\$76.4799	\$6,118.40	\$13,256.54	\$159,078
				5	\$78.3909	\$6,271.28	\$13,587.78	\$163,053
				6	\$80.3510	\$6,428.08	\$13,927.51	\$167,130
				7	\$82.3597	\$6,588.78	\$14,275.69	\$171,308
				8	\$84.4188	\$6,753.51	\$14,632.61	\$175,591
				9	\$86.5294	\$6,922.36	\$14,998.45	\$179,981
Engineering Services Analyst	182	PR	Exempt	1	\$51.5246	\$4,121.97	\$8,930.94	\$107,171
				2	\$52.8121	\$4,224.97	\$9,154.11	\$109,849
				3	\$54.1327	\$4,330.62	\$9,383.01	\$112,596
				4	\$55.4856	\$4,438.85	\$9,617.51	\$115,410
				5	\$56.8731	\$4,549.85	\$9,858.01	\$118,296
				6	\$58.2943	\$4,663.55	\$10,104.36	\$121,252
				7	\$59.7520	\$4,780.16	\$10,357.02	\$124,284
				8	\$61.2462	\$4,899.70	\$10,616.02	\$127,392

Inland Empire Utilities Agency

EXHIBIT 1

Salary Matrix

Effective July 1, 2024

Adopted August 7, 2024

Classification Title	Salary Range	Unit	FLSA	Step	Hourly	Biweekly	Monthly	Annually
Engineering Services Analyst	182	PR	Exempt	9	\$62.7770	\$5,022.16	\$10,881.35	\$130,576
Engineering Services Specialist	179	UN	Exempt	1	\$48.0722	\$3,845.78	\$8,332.53	\$99,990
				2	\$49.2746	\$3,941.97	\$8,540.94	\$102,491
				3	\$50.5063	\$4,040.51	\$8,754.44	\$105,053
				4	\$51.7688	\$4,141.51	\$8,973.28	\$107,679
				5	\$53.0625	\$4,245.00	\$9,197.50	\$110,370
				6	\$54.3890	\$4,351.12	\$9,427.43	\$113,129
				7	\$55.7496	\$4,459.97	\$9,663.27	\$115,959
				8	\$57.1433	\$4,571.47	\$9,904.86	\$118,858
				9	\$58.5712	\$4,685.70	\$10,152.35	\$121,828
Engineering Services Supervisor	185	SU	Exempt	1	\$64.4159	\$5,153.28	\$11,165.44	\$133,985
				2	\$66.0265	\$5,282.12	\$11,444.60	\$137,335
				3	\$67.6775	\$5,414.20	\$11,730.77	\$140,769
				4	\$69.3688	\$5,549.51	\$12,023.94	\$144,287
				5	\$71.1034	\$5,688.28	\$12,324.61	\$147,895
				6	\$72.8813	\$5,830.51	\$12,632.78	\$151,593
				7	\$74.7025	\$5,976.20	\$12,948.44	\$155,381
				8	\$76.5707	\$6,125.66	\$13,272.27	\$159,267
				9	\$78.4847	\$6,278.78	\$13,604.03	\$163,248
Engineering Technician	175	GU	Non-exempt	1	\$36.6198	\$2,929.59	\$6,347.45	\$76,169
				2	\$37.5351	\$3,002.81	\$6,506.09	\$78,073
				3	\$38.4731	\$3,077.85	\$6,668.68	\$80,024
				4	\$39.4356	\$3,154.85	\$6,835.51	\$82,026
				5	\$40.4212	\$3,233.70	\$7,006.35	\$84,076
				6	\$41.4318	\$3,314.55	\$7,181.53	\$86,178
				7	\$42.4674	\$3,397.40	\$7,361.04	\$88,332
				8	\$43.5294	\$3,482.36	\$7,545.12	\$90,541
				9	\$44.6178	\$3,569.43	\$7,733.77	\$92,805
Environmental Resources Planner I	179	PR	Exempt	1	\$44.5111	\$3,560.89	\$7,715.27	\$92,583
				2	\$45.6246	\$3,649.97	\$7,908.27	\$94,899
				3	\$46.7650	\$3,741.20	\$8,105.94	\$97,271
				4	\$47.9337	\$3,834.70	\$8,308.52	\$99,702
				5	\$49.1318	\$3,930.55	\$8,516.20	\$102,194
				6	\$50.3601	\$4,028.81	\$8,729.09	\$104,749
				7	\$51.6198	\$4,129.59	\$8,947.45	\$107,369
				8	\$52.9101	\$4,232.81	\$9,171.09	\$110,053
				9	\$54.2323	\$4,338.59	\$9,400.28	\$112,803
Environmental Resources Planner II	182	PR	Exempt	1	\$51.5246	\$4,121.97	\$8,930.94	\$107,171
				2	\$52.8121	\$4,224.97	\$9,154.11	\$109,849
				3	\$54.1327	\$4,330.62	\$9,383.01	\$112,596
				4	\$55.4856	\$4,438.85	\$9,617.51	\$115,410
				5	\$56.8731	\$4,549.85	\$9,858.01	\$118,296
				6	\$58.2943	\$4,663.55	\$10,104.36	\$121,252
				7	\$59.7520	\$4,780.16	\$10,357.02	\$124,284
				8	\$61.2462	\$4,899.70	\$10,616.02	\$127,392
				9	\$62.7770	\$5,022.16	\$10,881.35	\$130,576

Inland Empire Utilities Agency

EXHIBIT 1

Salary Matrix

Effective July 1, 2024

Adopted August 7, 2024

Classification Title	Salary Range	Unit	FLSA	Step	Hourly	Biweekly	Monthly	Annually
Executive Assistant	178	UN	Exempt	1	\$45.7818	\$3,662.55	\$7,935.53	\$95,226
				2	\$46.9265	\$3,754.12	\$8,133.93	\$97,607
				3	\$48.0996	\$3,847.97	\$8,337.27	\$100,047
				4	\$49.3010	\$3,944.08	\$8,545.51	\$102,546
				5	\$50.5342	\$4,042.74	\$8,759.27	\$105,111
				6	\$51.7972	\$4,143.78	\$8,978.19	\$107,738
				7	\$53.0928	\$4,247.43	\$9,202.77	\$110,433
				8	\$54.4198	\$4,353.59	\$9,432.78	\$113,193
				9	\$55.7799	\$4,462.40	\$9,668.54	\$116,022
External Affairs Specialist I	175	UN	Exempt	1	\$39.5496	\$3,163.97	\$6,855.27	\$82,263
				2	\$40.5380	\$3,243.04	\$7,026.59	\$84,319
				3	\$41.5510	\$3,324.08	\$7,202.18	\$86,426
				4	\$42.5909	\$3,407.28	\$7,382.44	\$88,589
				5	\$43.6553	\$3,492.43	\$7,566.94	\$90,803
				6	\$44.7467	\$3,579.74	\$7,756.11	\$93,073
				7	\$45.8650	\$3,669.20	\$7,949.94	\$95,399
				8	\$47.0121	\$3,760.97	\$8,148.77	\$97,785
				9	\$48.1875	\$3,855.00	\$8,352.50	\$100,230
External Affairs Specialist II	178	UN	Exempt	1	\$45.7818	\$3,662.55	\$7,935.53	\$95,226
				2	\$46.9265	\$3,754.12	\$8,133.93	\$97,607
				3	\$48.0996	\$3,847.97	\$8,337.27	\$100,047
				4	\$49.3010	\$3,944.08	\$8,545.51	\$102,546
				5	\$50.5342	\$4,042.74	\$8,759.27	\$105,111
				6	\$51.7972	\$4,143.78	\$8,978.19	\$107,738
				7	\$53.0928	\$4,247.43	\$9,202.77	\$110,433
				8	\$54.4198	\$4,353.59	\$9,432.78	\$113,193
				9	\$55.7799	\$4,462.40	\$9,668.54	\$116,022
Facilities Program Coordinator	181	PR	Exempt	1	\$49.0707	\$3,925.66	\$8,505.60	\$102,067
				2	\$50.2976	\$4,023.81	\$8,718.26	\$104,619
				3	\$51.5549	\$4,124.40	\$8,936.20	\$107,234
				4	\$52.8438	\$4,227.51	\$9,159.61	\$109,915
				5	\$54.1640	\$4,333.12	\$9,388.43	\$112,661
				6	\$55.5188	\$4,441.51	\$9,623.28	\$115,479
				7	\$56.9068	\$4,552.55	\$9,863.86	\$118,366
				8	\$58.3289	\$4,666.32	\$10,110.36	\$121,324
				9	\$59.7880	\$4,783.04	\$10,363.26	\$124,359
Facilities Program Supervisor	185	SU	Exempt	1	\$64.4159	\$5,153.28	\$11,165.44	\$133,985
				2	\$66.0265	\$5,282.12	\$11,444.60	\$137,335
				3	\$67.6775	\$5,414.20	\$11,730.77	\$140,769
				4	\$69.3688	\$5,549.51	\$12,023.94	\$144,287
				5	\$71.1034	\$5,688.28	\$12,324.61	\$147,895
				6	\$72.8813	\$5,830.51	\$12,632.78	\$151,593
				7	\$74.7025	\$5,976.20	\$12,948.44	\$155,381
				8	\$76.5707	\$6,125.66	\$13,272.27	\$159,267
				9	\$78.4847	\$6,278.78	\$13,604.03	\$163,248

Inland Empire Utilities Agency

EXHIBIT 1

Salary Matrix

Effective July 1, 2024

Adopted August 7, 2024

Classification Title	Salary Range	Unit	FLSA	Step	Hourly	Biweekly	Monthly	Annually
Facilities Specialist	177	PR	Exempt	1	\$40.3726	\$3,229.81	\$6,997.93	\$83,975
				2	\$41.3832	\$3,310.66	\$7,173.10	\$86,077
				3	\$42.4169	\$3,393.36	\$7,352.28	\$88,227
				4	\$43.4775	\$3,478.20	\$7,536.10	\$90,433
				5	\$44.5645	\$3,565.16	\$7,724.52	\$92,694
				6	\$45.6784	\$3,654.28	\$7,917.61	\$95,011
				7	\$46.8202	\$3,745.62	\$8,115.51	\$97,386
				8	\$47.9909	\$3,839.28	\$8,318.44	\$99,821
				9	\$49.1909	\$3,935.28	\$8,526.44	\$102,317
Facilities Specialist - Landscape	177	UN	Exempt	1	\$43.6025	\$3,488.20	\$7,557.77	\$90,693
				2	\$44.6943	\$3,575.55	\$7,747.03	\$92,964
				3	\$45.8106	\$3,664.85	\$7,940.51	\$95,286
				4	\$46.9558	\$3,756.47	\$8,139.02	\$97,668
				5	\$48.1299	\$3,850.40	\$8,342.54	\$100,110
				6	\$49.3327	\$3,946.62	\$8,551.01	\$102,612
				7	\$50.5659	\$4,045.28	\$8,764.78	\$105,177
				8	\$51.8303	\$4,146.43	\$8,983.94	\$107,807
				9	\$53.1265	\$4,250.12	\$9,208.60	\$110,503
Facilities Technician I	172	GU	Non-exempt	1	\$31.6390	\$2,531.12	\$5,484.10	\$65,809
				2	\$32.4303	\$2,594.43	\$5,621.27	\$67,455
				3	\$33.2414	\$2,659.32	\$5,761.86	\$69,142
				4	\$34.0726	\$2,725.81	\$5,905.93	\$70,871
				5	\$34.9241	\$2,793.93	\$6,053.52	\$72,642
				6	\$35.7972	\$2,863.78	\$6,204.86	\$74,458
				7	\$36.6919	\$2,935.36	\$6,359.95	\$76,319
				8	\$37.6097	\$3,008.78	\$6,519.03	\$78,228
				9	\$38.5496	\$3,083.97	\$6,681.94	\$80,183
Facilities Technician II	174	GU	Non-exempt	1	\$34.8779	\$2,790.24	\$6,045.52	\$72,546
				2	\$35.7500	\$2,860.00	\$6,196.67	\$74,360
				3	\$36.6438	\$2,931.51	\$6,351.61	\$76,219
				4	\$37.5601	\$3,004.81	\$6,510.43	\$78,125
				5	\$38.4991	\$3,079.93	\$6,673.19	\$80,078
				6	\$39.4616	\$3,156.93	\$6,840.02	\$82,080
				7	\$40.4481	\$3,235.85	\$7,011.01	\$84,132
				8	\$41.4592	\$3,316.74	\$7,186.27	\$86,235
				9	\$42.4957	\$3,399.66	\$7,365.93	\$88,391
Facilities Technician III	177	GU	Non-exempt	1	\$40.3726	\$3,229.81	\$6,997.93	\$83,975
				2	\$41.3832	\$3,310.66	\$7,173.10	\$86,077
				3	\$42.4169	\$3,393.36	\$7,352.28	\$88,227
				4	\$43.4775	\$3,478.20	\$7,536.10	\$90,433
				5	\$44.5645	\$3,565.16	\$7,724.52	\$92,694
				6	\$45.6784	\$3,654.28	\$7,917.61	\$95,011
				7	\$46.8202	\$3,745.62	\$8,115.51	\$97,386
				8	\$47.9909	\$3,839.28	\$8,318.44	\$99,821
				9	\$49.1909	\$3,935.28	\$8,526.44	\$102,317
Financial Analyst I	179	PR	Exempt	1	\$44.5111	\$3,560.89	\$7,715.27	\$92,583



Inland Empire Utilities Agency

EXHIBIT 1

Salary Matrix

Effective July 1, 2024

Adopted August 7, 2024

Classification Title	Salary Range	Unit	FLSA	Step	Hourly	Biweekly	Monthly	Annually
Financial Analyst I	179	PR	Exempt	2	\$45.6246	\$3,649.97	\$7,908.27	\$94,899
				3	\$46.7650	\$3,741.20	\$8,105.94	\$97,271
				4	\$47.9337	\$3,834.70	\$8,308.52	\$99,702
				5	\$49.1318	\$3,930.55	\$8,516.20	\$102,194
				6	\$50.3601	\$4,028.81	\$8,729.09	\$104,749
				7	\$51.6198	\$4,129.59	\$8,947.45	\$107,369
				8	\$52.9101	\$4,232.81	\$9,171.09	\$110,053
				9	\$54.2323	\$4,338.59	\$9,400.28	\$112,803
				Financial Analyst II	181	PR	Exempt	1
2	\$50.2976	\$4,023.81	\$8,718.26					\$104,619
3	\$51.5549	\$4,124.40	\$8,936.20					\$107,234
4	\$52.8438	\$4,227.51	\$9,159.61					\$109,915
5	\$54.1640	\$4,333.12	\$9,388.43					\$112,661
6	\$55.5188	\$4,441.51	\$9,623.28					\$115,479
7	\$56.9068	\$4,552.55	\$9,863.86					\$118,366
8	\$58.3289	\$4,666.32	\$10,110.36					\$121,324
9	\$59.7880	\$4,783.04	\$10,363.26					\$124,359
General Counsel	200	EX	Exempt	1	\$140.3635	\$11,229.08	\$24,329.68	\$291,956
				2	\$143.8731	\$11,509.85	\$24,938.01	\$299,256
				3	\$147.4698	\$11,797.59	\$25,561.45	\$306,737
				4	\$151.1568	\$12,092.55	\$26,200.53	\$314,406
				5	\$154.9351	\$12,394.81	\$26,855.43	\$322,265
				6	\$158.8082	\$12,704.66	\$27,526.77	\$330,321
				7	\$162.7784	\$13,022.28	\$28,214.94	\$338,579
				8	\$166.8481	\$13,347.85	\$28,920.35	\$347,044
				9	\$171.0188	\$13,681.51	\$29,643.28	\$355,719
General Manager	205	EX	Exempt	1	\$181.8347	\$14,546.78	\$31,518.03	\$378,216
GIS Specialist	178	UN	Exempt	1	\$45.7818	\$3,662.55	\$7,935.53	\$95,226
				2	\$46.9265	\$3,754.12	\$8,133.93	\$97,607
				3	\$48.0996	\$3,847.97	\$8,337.27	\$100,047
				4	\$49.3010	\$3,944.08	\$8,545.51	\$102,546
				5	\$50.5342	\$4,042.74	\$8,759.27	\$105,111
				6	\$51.7972	\$4,143.78	\$8,978.19	\$107,738
				7	\$53.0928	\$4,247.43	\$9,202.77	\$110,433
				8	\$54.4198	\$4,353.59	\$9,432.78	\$113,193
				9	\$55.7799	\$4,462.40	\$9,668.54	\$116,022
Government Affairs Analyst I	181	UN	Exempt	1	\$52.9967	\$4,239.74	\$9,186.11	\$110,233
				2	\$54.3217	\$4,345.74	\$9,415.77	\$112,989
				3	\$55.6794	\$4,454.36	\$9,651.12	\$115,813
				4	\$57.0717	\$4,565.74	\$9,892.44	\$118,709
				5	\$58.4972	\$4,679.78	\$10,139.53	\$121,674
				6	\$59.9606	\$4,796.85	\$10,393.18	\$124,718
				7	\$61.4597	\$4,916.78	\$10,653.03	\$127,836
				8	\$62.9952	\$5,039.62	\$10,919.18	\$131,030
				9	\$64.5712	\$5,165.70	\$11,192.35	\$134,308

Inland Empire Utilities Agency

EXHIBIT 1

Salary Matrix

Effective July 1, 2024

Adopted August 7, 2024

Classification Title	Salary Range	Unit	FLSA	Step	Hourly	Biweekly	Monthly	Annually
Government Affairs Analyst II	183	UN	Exempt	1	\$58.4313	\$4,674.51	\$10,128.11	\$121,537
				2	\$59.8914	\$4,791.32	\$10,381.20	\$124,574
				3	\$61.3890	\$4,911.12	\$10,640.76	\$127,689
				4	\$62.9236	\$5,033.89	\$10,906.77	\$130,881
				5	\$64.4972	\$5,159.78	\$11,179.53	\$134,154
				6	\$66.1092	\$5,288.74	\$11,458.94	\$137,507
				7	\$67.7621	\$5,420.97	\$11,745.44	\$140,945
				8	\$69.4563	\$5,556.51	\$12,039.11	\$144,469
				9	\$71.1924	\$5,695.40	\$12,340.04	\$148,080
Grants Analyst I	176	PR	Exempt	1	\$38.4496	\$3,075.97	\$6,664.61	\$79,975
				2	\$39.4111	\$3,152.89	\$6,831.27	\$81,975
				3	\$40.3957	\$3,231.66	\$7,001.93	\$84,023
				4	\$41.4063	\$3,312.51	\$7,177.11	\$86,125
				5	\$42.4414	\$3,395.32	\$7,356.53	\$88,278
				6	\$43.5025	\$3,480.20	\$7,540.44	\$90,485
				7	\$44.5900	\$3,567.20	\$7,728.94	\$92,747
				8	\$45.7044	\$3,656.36	\$7,922.12	\$95,065
				9	\$46.8476	\$3,747.81	\$8,120.26	\$97,443
Grants Analyst II	179	PR	Exempt	1	\$44.5111	\$3,560.89	\$7,715.27	\$92,583
				2	\$45.6246	\$3,649.97	\$7,908.27	\$94,899
				3	\$46.7650	\$3,741.20	\$8,105.94	\$97,271
				4	\$47.9337	\$3,834.70	\$8,308.52	\$99,702
				5	\$49.1318	\$3,930.55	\$8,516.20	\$102,194
				6	\$50.3601	\$4,028.81	\$8,729.09	\$104,749
				7	\$51.6198	\$4,129.59	\$8,947.45	\$107,369
				8	\$52.9101	\$4,232.81	\$9,171.09	\$110,053
				9	\$54.2323	\$4,338.59	\$9,400.28	\$112,803
Grants and Government Affairs Officer	186	UN	Exempt	1	\$67.6390	\$5,411.12	\$11,724.10	\$140,689
				2	\$69.3299	\$5,546.40	\$12,017.20	\$144,206
				3	\$71.0630	\$5,685.04	\$12,317.59	\$147,811
				4	\$72.8395	\$5,827.16	\$12,625.52	\$151,506
				5	\$74.6611	\$5,972.89	\$12,941.27	\$155,295
				6	\$76.5270	\$6,122.16	\$13,264.68	\$159,176
				7	\$78.4404	\$6,275.24	\$13,596.36	\$163,156
				8	\$80.4015	\$6,432.12	\$13,936.26	\$167,235
				9	\$82.4111	\$6,592.89	\$14,284.60	\$171,415
Groundwater Recharge Supervisor	187	SU	Exempt	1	\$71.0193	\$5,681.55	\$12,310.03	\$147,720
				2	\$72.7943	\$5,823.55	\$12,617.70	\$151,412
				3	\$74.6145	\$5,969.16	\$12,933.18	\$155,198
				4	\$76.4799	\$6,118.40	\$13,256.54	\$159,078
				5	\$78.3909	\$6,271.28	\$13,587.78	\$163,053
				6	\$80.3510	\$6,428.08	\$13,927.51	\$167,130
				7	\$82.3597	\$6,588.78	\$14,275.69	\$171,308
				8	\$84.4188	\$6,753.51	\$14,632.61	\$175,591
				9	\$86.5294	\$6,922.36	\$14,998.45	\$179,981
Human Resources Analyst	181	UN	Exempt	1	\$52.9967	\$4,239.74	\$9,186.11	\$110,233

Inland Empire Utilities Agency

EXHIBIT 1

Salary Matrix

Effective July 1, 2024

Adopted August 7, 2024

Classification Title	Salary Range	Unit	FLSA	Step	Hourly	Biweekly	Monthly	Annually
Human Resources Analyst	181	UN	Exempt	2	\$54.3217	\$4,345.74	\$9,415.77	\$112,989
				3	\$55.6794	\$4,454.36	\$9,651.12	\$115,813
				4	\$57.0717	\$4,565.74	\$9,892.44	\$118,709
				5	\$58.4972	\$4,679.78	\$10,139.53	\$121,674
				6	\$59.9606	\$4,796.85	\$10,393.18	\$124,718
				7	\$61.4597	\$4,916.78	\$10,653.03	\$127,836
				8	\$62.9952	\$5,039.62	\$10,919.18	\$131,030
				9	\$64.5712	\$5,165.70	\$11,192.35	\$134,308
				Human Resources Officer	186	UN	Exempt	1
2	\$69.3299	\$5,546.40	\$12,017.20					\$144,206
3	\$71.0630	\$5,685.04	\$12,317.59					\$147,811
4	\$72.8395	\$5,827.16	\$12,625.52					\$151,506
5	\$74.6611	\$5,972.89	\$12,941.27					\$155,295
6	\$76.5270	\$6,122.16	\$13,264.68					\$159,176
7	\$78.4404	\$6,275.24	\$13,596.36					\$163,156
8	\$80.4015	\$6,432.12	\$13,936.26					\$167,235
9	\$82.4111	\$6,592.89	\$14,284.60					\$171,415
Human Resources Specialist	177	UN	Exempt	1	\$43.6025	\$3,488.20	\$7,557.77	\$90,693
				2	\$44.6943	\$3,575.55	\$7,747.03	\$92,964
				3	\$45.8106	\$3,664.85	\$7,940.51	\$95,286
				4	\$46.9558	\$3,756.47	\$8,139.02	\$97,668
				5	\$48.1299	\$3,850.40	\$8,342.54	\$100,110
				6	\$49.3327	\$3,946.62	\$8,551.01	\$102,612
				7	\$50.5659	\$4,045.28	\$8,764.78	\$105,177
				8	\$51.8303	\$4,146.43	\$8,983.94	\$107,807
				9	\$53.1265	\$4,250.12	\$9,208.60	\$110,503
HVAC Technician	177	GU	Non-exempt	1	\$40.3726	\$3,229.81	\$6,997.93	\$83,975
				2	\$41.3832	\$3,310.66	\$7,173.10	\$86,077
				3	\$42.4169	\$3,393.36	\$7,352.28	\$88,227
				4	\$43.4775	\$3,478.20	\$7,536.10	\$90,433
				5	\$44.5645	\$3,565.16	\$7,724.52	\$92,694
				6	\$45.6784	\$3,654.28	\$7,917.61	\$95,011
				7	\$46.8202	\$3,745.62	\$8,115.51	\$97,386
				8	\$47.9909	\$3,839.28	\$8,318.44	\$99,821
				9	\$49.1909	\$3,935.28	\$8,526.44	\$102,317
Hydrogeologist	183	UN	Exempt	1	\$58.4313	\$4,674.51	\$10,128.11	\$121,537
				2	\$59.8914	\$4,791.32	\$10,381.20	\$124,574
				3	\$61.3890	\$4,911.12	\$10,640.76	\$127,689
				4	\$62.9236	\$5,033.89	\$10,906.77	\$130,881
				5	\$64.4972	\$5,159.78	\$11,179.53	\$134,154
				6	\$66.1092	\$5,288.74	\$11,458.94	\$137,507
				7	\$67.7621	\$5,420.97	\$11,745.44	\$140,945
				8	\$69.4563	\$5,556.51	\$12,039.11	\$144,469
				9	\$71.1924	\$5,695.40	\$12,340.04	\$148,080
Industrial Engine Technician I	177	GU	Non-exempt	1	\$40.3726	\$3,229.81	\$6,997.93	\$83,975
				2	\$41.3832	\$3,310.66	\$7,173.10	\$86,077

**Inland Empire Utilities Agency**

**EXHIBIT 1**

**Salary Matrix**

**Effective July 1, 2024**

**Adopted August 7, 2024**

<b>Classification Title</b>	<b>Salary Range</b>	<b>Unit</b>	<b>FLSA</b>	<b>Step</b>	<b>Hourly</b>	<b>Biweekly</b>	<b>Monthly</b>	<b>Annually</b>
Industrial Engine Technician I	177	GU	Non-exempt	3	\$42.4169	\$3,393.36	\$7,352.28	\$88,227
				4	\$43.4775	\$3,478.20	\$7,536.10	\$90,433
				5	\$44.5645	\$3,565.16	\$7,724.52	\$92,694
				6	\$45.6784	\$3,654.28	\$7,917.61	\$95,011
				7	\$46.8202	\$3,745.62	\$8,115.51	\$97,386
				8	\$47.9909	\$3,839.28	\$8,318.44	\$99,821
				9	\$49.1909	\$3,935.28	\$8,526.44	\$102,317
Industrial Engine Technician II	181	GU	Non-exempt	1	\$49.0707	\$3,925.66	\$8,505.60	\$102,067
				2	\$50.2976	\$4,023.81	\$8,718.26	\$104,619
				3	\$51.5549	\$4,124.40	\$8,936.20	\$107,234
				4	\$52.8438	\$4,227.51	\$9,159.61	\$109,915
				5	\$54.1640	\$4,333.12	\$9,388.43	\$112,661
				6	\$55.5188	\$4,441.51	\$9,623.28	\$115,479
				7	\$56.9068	\$4,552.55	\$9,863.86	\$118,366
				8	\$58.3289	\$4,666.32	\$10,110.36	\$121,324
				9	\$59.7880	\$4,783.04	\$10,363.26	\$124,359
Information Security Officer	186	UN	Exempt	1	\$67.6390	\$5,411.12	\$11,724.10	\$140,689
				2	\$69.3299	\$5,546.40	\$12,017.20	\$144,206
				3	\$71.0630	\$5,685.04	\$12,317.59	\$147,811
				4	\$72.8395	\$5,827.16	\$12,625.52	\$151,506
				5	\$74.6611	\$5,972.89	\$12,941.27	\$155,295
				6	\$76.5270	\$6,122.16	\$13,264.68	\$159,176
				7	\$78.4404	\$6,275.24	\$13,596.36	\$163,156
				8	\$80.4015	\$6,432.12	\$13,936.26	\$167,235
				9	\$82.4111	\$6,592.89	\$14,284.60	\$171,415
Information Systems Analyst I	179	PR	Exempt	1	\$44.5111	\$3,560.89	\$7,715.27	\$92,583
				2	\$45.6246	\$3,649.97	\$7,908.27	\$94,899
				3	\$46.7650	\$3,741.20	\$8,105.94	\$97,271
				4	\$47.9337	\$3,834.70	\$8,308.52	\$99,702
				5	\$49.1318	\$3,930.55	\$8,516.20	\$102,194
				6	\$50.3601	\$4,028.81	\$8,729.09	\$104,749
				7	\$51.6198	\$4,129.59	\$8,947.45	\$107,369
				8	\$52.9101	\$4,232.81	\$9,171.09	\$110,053
				9	\$54.2323	\$4,338.59	\$9,400.28	\$112,803
Information Systems Analyst II	181	PR	Exempt	1	\$49.0707	\$3,925.66	\$8,505.60	\$102,067
				2	\$50.2976	\$4,023.81	\$8,718.26	\$104,619
				3	\$51.5549	\$4,124.40	\$8,936.20	\$107,234
				4	\$52.8438	\$4,227.51	\$9,159.61	\$109,915
				5	\$54.1640	\$4,333.12	\$9,388.43	\$112,661
				6	\$55.5188	\$4,441.51	\$9,623.28	\$115,479
				7	\$56.9068	\$4,552.55	\$9,863.86	\$118,366
				8	\$58.3289	\$4,666.32	\$10,110.36	\$121,324
				9	\$59.7880	\$4,783.04	\$10,363.26	\$124,359
Information Technology Officer	186	UN	Exempt	1	\$67.6390	\$5,411.12	\$11,724.10	\$140,689
				2	\$69.3299	\$5,546.40	\$12,017.20	\$144,206
				3	\$71.0630	\$5,685.04	\$12,317.59	\$147,811

Inland Empire Utilities Agency

EXHIBIT 1

Salary Matrix

Effective July 1, 2024

Adopted August 7, 2024

Classification Title	Salary Range	Unit	FLSA	Step	Hourly	Biweekly	Monthly	Annually
Information Technology Officer	186	UN	Exempt	4	\$72.8395	\$5,827.16	\$12,625.52	\$151,506
				5	\$74.6611	\$5,972.89	\$12,941.27	\$155,295
				6	\$76.5270	\$6,122.16	\$13,264.68	\$159,176
				7	\$78.4404	\$6,275.24	\$13,596.36	\$163,156
				8	\$80.4015	\$6,432.12	\$13,936.26	\$167,235
				9	\$82.4111	\$6,592.89	\$14,284.60	\$171,415
Intern	001	OTR	Non-exempt	1	\$21.0000			
Internal Auditor	179	PR	Exempt	1	\$44.5111	\$3,560.89	\$7,715.27	\$92,583
				2	\$45.6246	\$3,649.97	\$7,908.27	\$94,899
				3	\$46.7650	\$3,741.20	\$8,105.94	\$97,271
				4	\$47.9337	\$3,834.70	\$8,308.52	\$99,702
				5	\$49.1318	\$3,930.55	\$8,516.20	\$102,194
				6	\$50.3601	\$4,028.81	\$8,729.09	\$104,749
				7	\$51.6198	\$4,129.59	\$8,947.45	\$107,369
				8	\$52.9101	\$4,232.81	\$9,171.09	\$110,053
				9	\$54.2323	\$4,338.59	\$9,400.28	\$112,803
Inventory Resources Coordinator	181	PR	Exempt	1	\$49.0707	\$3,925.66	\$8,505.60	\$102,067
				2	\$50.2976	\$4,023.81	\$8,718.26	\$104,619
				3	\$51.5549	\$4,124.40	\$8,936.20	\$107,234
				4	\$52.8438	\$4,227.51	\$9,159.61	\$109,915
				5	\$54.1640	\$4,333.12	\$9,388.43	\$112,661
				6	\$55.5188	\$4,441.51	\$9,623.28	\$115,479
				7	\$56.9068	\$4,552.55	\$9,863.86	\$118,366
				8	\$58.3289	\$4,666.32	\$10,110.36	\$121,324
				9	\$59.7880	\$4,783.04	\$10,363.26	\$124,359
Laboratory Assistant	172	LB	Non-exempt	1	\$31.6390	\$2,531.12	\$5,484.10	\$65,809
				2	\$32.4303	\$2,594.43	\$5,621.27	\$67,455
				3	\$33.2414	\$2,659.32	\$5,761.86	\$69,142
				4	\$34.0726	\$2,725.81	\$5,905.93	\$70,871
				5	\$34.9241	\$2,793.93	\$6,053.52	\$72,642
				6	\$35.7972	\$2,863.78	\$6,204.86	\$74,458
				7	\$36.6919	\$2,935.36	\$6,359.95	\$76,319
				8	\$37.6097	\$3,008.78	\$6,519.03	\$78,228
				9	\$38.5496	\$3,083.97	\$6,681.94	\$80,183
Laboratory Quality Officer	187	UN	Exempt	1	\$71.0193	\$5,681.55	\$12,310.03	\$147,720
				2	\$72.7943	\$5,823.55	\$12,617.70	\$151,412
				3	\$74.6145	\$5,969.16	\$12,933.18	\$155,198
				4	\$76.4799	\$6,118.40	\$13,256.54	\$159,078
				5	\$78.3909	\$6,271.28	\$13,587.78	\$163,053
				6	\$80.3510	\$6,428.08	\$13,927.51	\$167,130
				7	\$82.3597	\$6,588.78	\$14,275.69	\$171,308
				8	\$84.4188	\$6,753.51	\$14,632.61	\$175,591
				9	\$86.5294	\$6,922.36	\$14,998.45	\$179,981
Laboratory Scientist I	177	LB	Non-exempt	1	\$40.3726	\$3,229.81	\$6,997.93	\$83,975
				2	\$41.3832	\$3,310.66	\$7,173.10	\$86,077

Inland Empire Utilities Agency

EXHIBIT 1

Salary Matrix

Effective July 1, 2024

Adopted August 7, 2024

Classification Title	Salary Range	Unit	FLSA	Step	Hourly	Biweekly	Monthly	Annually
Laboratory Scientist I	177	LB	Non-exempt	3	\$42.4169	\$3,393.36	\$7,352.28	\$88,227
				4	\$43.4775	\$3,478.20	\$7,536.10	\$90,433
				5	\$44.5645	\$3,565.16	\$7,724.52	\$92,694
				6	\$45.6784	\$3,654.28	\$7,917.61	\$95,011
				7	\$46.8202	\$3,745.62	\$8,115.51	\$97,386
				8	\$47.9909	\$3,839.28	\$8,318.44	\$99,821
				9	\$49.1909	\$3,935.28	\$8,526.44	\$102,317
Laboratory Scientist II	179	LB	Non-exempt	1	\$44.5111	\$3,560.89	\$7,715.27	\$92,583
				2	\$45.6246	\$3,649.97	\$7,908.27	\$94,899
				3	\$46.7650	\$3,741.20	\$8,105.94	\$97,271
				4	\$47.9337	\$3,834.70	\$8,308.52	\$99,702
				5	\$49.1318	\$3,930.55	\$8,516.20	\$102,194
				6	\$50.3601	\$4,028.81	\$8,729.09	\$104,749
				7	\$51.6198	\$4,129.59	\$8,947.45	\$107,369
				8	\$52.9101	\$4,232.81	\$9,171.09	\$110,053
				9	\$54.2323	\$4,338.59	\$9,400.28	\$112,803
Laboratory Supervisor	185	SU	Exempt	1	\$64.4159	\$5,153.28	\$11,165.44	\$133,985
				2	\$66.0265	\$5,282.12	\$11,444.60	\$137,335
				3	\$67.6775	\$5,414.20	\$11,730.77	\$140,769
				4	\$69.3688	\$5,549.51	\$12,023.94	\$144,287
				5	\$71.1034	\$5,688.28	\$12,324.61	\$147,895
				6	\$72.8813	\$5,830.51	\$12,632.78	\$151,593
				7	\$74.7025	\$5,976.20	\$12,948.44	\$155,381
				8	\$76.5707	\$6,125.66	\$13,272.27	\$159,267
				9	\$78.4847	\$6,278.78	\$13,604.03	\$163,248
Maintenance Planner/Scheduler	182	GU	Non-exempt	1	\$51.5246	\$4,121.97	\$8,930.94	\$107,171
				2	\$52.8121	\$4,224.97	\$9,154.11	\$109,849
				3	\$54.1327	\$4,330.62	\$9,383.01	\$112,596
				4	\$55.4856	\$4,438.85	\$9,617.51	\$115,410
				5	\$56.8731	\$4,549.85	\$9,858.01	\$118,296
				6	\$58.2943	\$4,663.55	\$10,104.36	\$121,252
				7	\$59.7520	\$4,780.16	\$10,357.02	\$124,284
				8	\$61.2462	\$4,899.70	\$10,616.02	\$127,392
				9	\$62.7770	\$5,022.16	\$10,881.35	\$130,576
Maintenance Supervisor	185	SU	Exempt	1	\$64.4159	\$5,153.28	\$11,165.44	\$133,985
				2	\$66.0265	\$5,282.12	\$11,444.60	\$137,335
				3	\$67.6775	\$5,414.20	\$11,730.77	\$140,769
				4	\$69.3688	\$5,549.51	\$12,023.94	\$144,287
				5	\$71.1034	\$5,688.28	\$12,324.61	\$147,895
				6	\$72.8813	\$5,830.51	\$12,632.78	\$151,593
				7	\$74.7025	\$5,976.20	\$12,948.44	\$155,381
				8	\$76.5707	\$6,125.66	\$13,272.27	\$159,267
				9	\$78.4847	\$6,278.78	\$13,604.03	\$163,248
Manager of Administrative Services	190	UN	Exempt	1	\$82.2087	\$6,576.70	\$14,249.52	\$170,994
				2	\$84.2640	\$6,741.12	\$14,605.76	\$175,269
				3	\$86.3698	\$6,909.59	\$14,970.78	\$179,649

Inland Empire Utilities Agency

EXHIBIT 1

Salary Matrix

Effective July 1, 2024

Adopted August 7, 2024

Classification Title	Salary Range	Unit	FLSA	Step	Hourly	Biweekly	Monthly	Annually
Manager of Administrative Services	190	UN	Exempt	4	\$88.5299	\$7,082.40	\$15,345.20	\$184,142
				5	\$90.7428	\$7,259.43	\$15,728.77	\$188,745
				6	\$93.0111	\$7,440.89	\$16,121.93	\$193,463
				7	\$95.3361	\$7,626.89	\$16,524.93	\$198,299
				8	\$97.7193	\$7,817.55	\$16,938.03	\$203,256
				9	\$100.1630	\$8,013.04	\$17,361.59	\$208,339
Manager of Asset Management	190	UN	Exempt	1	\$82.2087	\$6,576.70	\$14,249.52	\$170,994
				2	\$84.2640	\$6,741.12	\$14,605.76	\$175,269
				3	\$86.3698	\$6,909.59	\$14,970.78	\$179,649
				4	\$88.5299	\$7,082.40	\$15,345.20	\$184,142
				5	\$90.7428	\$7,259.43	\$15,728.77	\$188,745
				6	\$93.0111	\$7,440.89	\$16,121.93	\$193,463
				7	\$95.3361	\$7,626.89	\$16,524.93	\$198,299
				8	\$97.7193	\$7,817.55	\$16,938.03	\$203,256
				9	\$100.1630	\$8,013.04	\$17,361.59	\$208,339
Manager of Compliance and Sustainability	190	UN	Exempt	1	\$82.2087	\$6,576.70	\$14,249.52	\$170,994
				2	\$84.2640	\$6,741.12	\$14,605.76	\$175,269
				3	\$86.3698	\$6,909.59	\$14,970.78	\$179,649
				4	\$88.5299	\$7,082.40	\$15,345.20	\$184,142
				5	\$90.7428	\$7,259.43	\$15,728.77	\$188,745
				6	\$93.0111	\$7,440.89	\$16,121.93	\$193,463
				7	\$95.3361	\$7,626.89	\$16,524.93	\$198,299
				8	\$97.7193	\$7,817.55	\$16,938.03	\$203,256
				9	\$100.1630	\$8,013.04	\$17,361.59	\$208,339
Manager of Contracts and Procurement	190	UN	Exempt	1	\$82.2087	\$6,576.70	\$14,249.52	\$170,994
				2	\$84.2640	\$6,741.12	\$14,605.76	\$175,269
				3	\$86.3698	\$6,909.59	\$14,970.78	\$179,649
				4	\$88.5299	\$7,082.40	\$15,345.20	\$184,142
				5	\$90.7428	\$7,259.43	\$15,728.77	\$188,745
				6	\$93.0111	\$7,440.89	\$16,121.93	\$193,463
				7	\$95.3361	\$7,626.89	\$16,524.93	\$198,299
				8	\$97.7193	\$7,817.55	\$16,938.03	\$203,256
				9	\$100.1630	\$8,013.04	\$17,361.59	\$208,339
Manager of Engineering	192	UN	Exempt	1	\$90.6361	\$7,250.89	\$15,710.27	\$188,523
				2	\$92.9020	\$7,432.16	\$16,103.02	\$193,236
				3	\$95.2241	\$7,617.93	\$16,505.52	\$198,066
				4	\$97.6049	\$7,808.40	\$16,918.20	\$203,018
				5	\$100.0448	\$8,003.59	\$17,341.12	\$208,093
				6	\$102.5462	\$8,203.70	\$17,774.69	\$213,296
				7	\$105.1097	\$8,408.78	\$18,219.03	\$218,628
				8	\$107.7375	\$8,619.00	\$18,674.50	\$224,094
				9	\$110.4308	\$8,834.47	\$19,141.36	\$229,696
Manager of Environmental Services	190	UN	Exempt	1	\$82.2087	\$6,576.70	\$14,249.52	\$170,994
				2	\$84.2640	\$6,741.12	\$14,605.76	\$175,269
				3	\$86.3698	\$6,909.59	\$14,970.78	\$179,649
				4	\$88.5299	\$7,082.40	\$15,345.20	\$184,142

Inland Empire Utilities Agency

EXHIBIT 1

Salary Matrix

Effective July 1, 2024

Adopted August 7, 2024

Classification Title	Salary Range	Unit	FLSA	Step	Hourly	Biweekly	Monthly	Annually
Manager of Environmental Services	190	UN	Exempt	5	\$90.7428	\$7,259.43	\$15,728.77	\$188,745
				6	\$93.0111	\$7,440.89	\$16,121.93	\$193,463
				7	\$95.3361	\$7,626.89	\$16,524.93	\$198,299
				8	\$97.7193	\$7,817.55	\$16,938.03	\$203,256
				9	\$100.1630	\$8,013.04	\$17,361.59	\$208,339
Manager of Facilities and Water System Programs	190	UN	Exempt	1	\$82.2087	\$6,576.70	\$14,249.52	\$170,994
				2	\$84.2640	\$6,741.12	\$14,605.76	\$175,269
				3	\$86.3698	\$6,909.59	\$14,970.78	\$179,649
				4	\$88.5299	\$7,082.40	\$15,345.20	\$184,142
				5	\$90.7428	\$7,259.43	\$15,728.77	\$188,745
				6	\$93.0111	\$7,440.89	\$16,121.93	\$193,463
				7	\$95.3361	\$7,626.89	\$16,524.93	\$198,299
				8	\$97.7193	\$7,817.55	\$16,938.03	\$203,256
				9	\$100.1630	\$8,013.04	\$17,361.59	\$208,339
Manager of Human Resources	190	UN	Exempt	1	\$82.2087	\$6,576.70	\$14,249.52	\$170,994
				2	\$84.2640	\$6,741.12	\$14,605.76	\$175,269
				3	\$86.3698	\$6,909.59	\$14,970.78	\$179,649
				4	\$88.5299	\$7,082.40	\$15,345.20	\$184,142
				5	\$90.7428	\$7,259.43	\$15,728.77	\$188,745
				6	\$93.0111	\$7,440.89	\$16,121.93	\$193,463
				7	\$95.3361	\$7,626.89	\$16,524.93	\$198,299
				8	\$97.7193	\$7,817.55	\$16,938.03	\$203,256
				9	\$100.1630	\$8,013.04	\$17,361.59	\$208,339
Manager of Information Technology	190	UN	Exempt	1	\$82.2087	\$6,576.70	\$14,249.52	\$170,994
				2	\$84.2640	\$6,741.12	\$14,605.76	\$175,269
				3	\$86.3698	\$6,909.59	\$14,970.78	\$179,649
				4	\$88.5299	\$7,082.40	\$15,345.20	\$184,142
				5	\$90.7428	\$7,259.43	\$15,728.77	\$188,745
				6	\$93.0111	\$7,440.89	\$16,121.93	\$193,463
				7	\$95.3361	\$7,626.89	\$16,524.93	\$198,299
				8	\$97.7193	\$7,817.55	\$16,938.03	\$203,256
				9	\$100.1630	\$8,013.04	\$17,361.59	\$208,339
Manager of Internal Audit	190	UN	Exempt	1	\$82.2087	\$6,576.70	\$14,249.52	\$170,994
				2	\$84.2640	\$6,741.12	\$14,605.76	\$175,269
				3	\$86.3698	\$6,909.59	\$14,970.78	\$179,649
				4	\$88.5299	\$7,082.40	\$15,345.20	\$184,142
				5	\$90.7428	\$7,259.43	\$15,728.77	\$188,745
				6	\$93.0111	\$7,440.89	\$16,121.93	\$193,463
				7	\$95.3361	\$7,626.89	\$16,524.93	\$198,299
				8	\$97.7193	\$7,817.55	\$16,938.03	\$203,256
				9	\$100.1630	\$8,013.04	\$17,361.59	\$208,339
Manager of Laboratories	190	UN	Exempt	1	\$82.2087	\$6,576.70	\$14,249.52	\$170,994
				2	\$84.2640	\$6,741.12	\$14,605.76	\$175,269
				3	\$86.3698	\$6,909.59	\$14,970.78	\$179,649
				4	\$88.5299	\$7,082.40	\$15,345.20	\$184,142



Inland Empire Utilities Agency

EXHIBIT 1

Salary Matrix

Effective July 1, 2024

Adopted August 7, 2024

Classification Title	Salary Range	Unit	FLSA	Step	Hourly	Biweekly	Monthly	Annually
Manager of Laboratories	190	UN	Exempt	5	\$90.7428	\$7,259.43	\$15,728.77	\$188,745
				6	\$93.0111	\$7,440.89	\$16,121.93	\$193,463
				7	\$95.3361	\$7,626.89	\$16,524.93	\$198,299
				8	\$97.7193	\$7,817.55	\$16,938.03	\$203,256
				9	\$100.1630	\$8,013.04	\$17,361.59	\$208,339
Manager of Maintenance	192	UN	Exempt	1	\$90.6361	\$7,250.89	\$15,710.27	\$188,523
				2	\$92.9020	\$7,432.16	\$16,103.02	\$193,236
				3	\$95.2241	\$7,617.93	\$16,505.52	\$198,066
				4	\$97.6049	\$7,808.40	\$16,918.20	\$203,018
				5	\$100.0448	\$8,003.59	\$17,341.12	\$208,093
				6	\$102.5462	\$8,203.70	\$17,774.69	\$213,296
				7	\$105.1097	\$8,408.78	\$18,219.03	\$218,628
				8	\$107.7375	\$8,619.00	\$18,674.50	\$224,094
				9	\$110.4308	\$8,834.47	\$19,141.36	\$229,696
Manager of Operations	192	UN	Exempt	1	\$90.6361	\$7,250.89	\$15,710.27	\$188,523
				2	\$92.9020	\$7,432.16	\$16,103.02	\$193,236
				3	\$95.2241	\$7,617.93	\$16,505.52	\$198,066
				4	\$97.6049	\$7,808.40	\$16,918.20	\$203,018
				5	\$100.0448	\$8,003.59	\$17,341.12	\$208,093
				6	\$102.5462	\$8,203.70	\$17,774.69	\$213,296
				7	\$105.1097	\$8,408.78	\$18,219.03	\$218,628
				8	\$107.7375	\$8,619.00	\$18,674.50	\$224,094
				9	\$110.4308	\$8,834.47	\$19,141.36	\$229,696
Manager of Regional Composting Authority	192	UN	Exempt	1	\$90.6361	\$7,250.89	\$15,710.27	\$188,523
				2	\$92.9020	\$7,432.16	\$16,103.02	\$193,236
				3	\$95.2241	\$7,617.93	\$16,505.52	\$198,066
				4	\$97.6049	\$7,808.40	\$16,918.20	\$203,018
				5	\$100.0448	\$8,003.59	\$17,341.12	\$208,093
				6	\$102.5462	\$8,203.70	\$17,774.69	\$213,296
				7	\$105.1097	\$8,408.78	\$18,219.03	\$218,628
				8	\$107.7375	\$8,619.00	\$18,674.50	\$224,094
				9	\$110.4308	\$8,834.47	\$19,141.36	\$229,696
Manager of Water Resources	190	UN	Exempt	1	\$82.2087	\$6,576.70	\$14,249.52	\$170,994
				2	\$84.2640	\$6,741.12	\$14,605.76	\$175,269
				3	\$86.3698	\$6,909.59	\$14,970.78	\$179,649
				4	\$88.5299	\$7,082.40	\$15,345.20	\$184,142
				5	\$90.7428	\$7,259.43	\$15,728.77	\$188,745
				6	\$93.0111	\$7,440.89	\$16,121.93	\$193,463
				7	\$95.3361	\$7,626.89	\$16,524.93	\$198,299
				8	\$97.7193	\$7,817.55	\$16,938.03	\$203,256
				9	\$100.1630	\$8,013.04	\$17,361.59	\$208,339
Materials Specialist	182	PR	Exempt	1	\$51.5246	\$4,121.97	\$8,930.94	\$107,171
				2	\$52.8121	\$4,224.97	\$9,154.11	\$109,849
				3	\$54.1327	\$4,330.62	\$9,383.01	\$112,596
				4	\$55.4856	\$4,438.85	\$9,617.51	\$115,410
				5	\$56.8731	\$4,549.85	\$9,858.01	\$118,296

Inland Empire Utilities Agency

EXHIBIT 1

Salary Matrix

Effective July 1, 2024

Adopted August 7, 2024

Classification Title	Salary Range	Unit	FLSA	Step	Hourly	Biweekly	Monthly	Annually
Materials Specialist	182	PR	Exempt	6	\$58.2943	\$4,663.55	\$10,104.36	\$121,252
				7	\$59.7520	\$4,780.16	\$10,357.02	\$124,284
				8	\$61.2462	\$4,899.70	\$10,616.02	\$127,392
				9	\$62.7770	\$5,022.16	\$10,881.35	\$130,576
Mechanic I	172	GU	Non-exempt	1	\$31.6390	\$2,531.12	\$5,484.10	\$65,809
				2	\$32.4303	\$2,594.43	\$5,621.27	\$67,455
				3	\$33.2414	\$2,659.32	\$5,761.86	\$69,142
				4	\$34.0726	\$2,725.81	\$5,905.93	\$70,871
				5	\$34.9241	\$2,793.93	\$6,053.52	\$72,642
				6	\$35.7972	\$2,863.78	\$6,204.86	\$74,458
				7	\$36.6919	\$2,935.36	\$6,359.95	\$76,319
				8	\$37.6097	\$3,008.78	\$6,519.03	\$78,228
				9	\$38.5496	\$3,083.97	\$6,681.94	\$80,183
Mechanic II	176	GU	Non-exempt	1	\$38.4496	\$3,075.97	\$6,664.61	\$79,975
				2	\$39.4111	\$3,152.89	\$6,831.27	\$81,975
				3	\$40.3957	\$3,231.66	\$7,001.93	\$84,023
				4	\$41.4063	\$3,312.51	\$7,177.11	\$86,125
				5	\$42.4414	\$3,395.32	\$7,356.53	\$88,278
				6	\$43.5025	\$3,480.20	\$7,540.44	\$90,485
				7	\$44.5900	\$3,567.20	\$7,728.94	\$92,747
				8	\$45.7044	\$3,656.36	\$7,922.12	\$95,065
				9	\$46.8476	\$3,747.81	\$8,120.26	\$97,443
Mechanic III	179	GU	Non-exempt	1	\$44.5111	\$3,560.89	\$7,715.27	\$92,583
				2	\$45.6246	\$3,649.97	\$7,908.27	\$94,899
				3	\$46.7650	\$3,741.20	\$8,105.94	\$97,271
				4	\$47.9337	\$3,834.70	\$8,308.52	\$99,702
				5	\$49.1318	\$3,930.55	\$8,516.20	\$102,194
				6	\$50.3601	\$4,028.81	\$8,729.09	\$104,749
				7	\$51.6198	\$4,129.59	\$8,947.45	\$107,369
				8	\$52.9101	\$4,232.81	\$9,171.09	\$110,053
				9	\$54.2323	\$4,338.59	\$9,400.28	\$112,803
Mechanic IV	181	GU	Non-exempt	1	\$49.0707	\$3,925.66	\$8,505.60	\$102,067
				2	\$50.2976	\$4,023.81	\$8,718.26	\$104,619
				3	\$51.5549	\$4,124.40	\$8,936.20	\$107,234
				4	\$52.8438	\$4,227.51	\$9,159.61	\$109,915
				5	\$54.1640	\$4,333.12	\$9,388.43	\$112,661
				6	\$55.5188	\$4,441.51	\$9,623.28	\$115,479
				7	\$56.9068	\$4,552.55	\$9,863.86	\$118,366
				8	\$58.3289	\$4,666.32	\$10,110.36	\$121,324
				9	\$59.7880	\$4,783.04	\$10,363.26	\$124,359
Network Administrator	183	PR	Exempt	1	\$54.1029	\$4,328.24	\$9,377.86	\$112,534
				2	\$55.4549	\$4,436.40	\$9,612.20	\$115,346
				3	\$56.8414	\$4,547.32	\$9,852.53	\$118,230
				4	\$58.2625	\$4,661.00	\$10,098.84	\$121,186
				5	\$59.7193	\$4,777.55	\$10,351.36	\$124,216
				6	\$61.2121	\$4,896.97	\$10,610.11	\$127,321

Inland Empire Utilities Agency

EXHIBIT 1

Salary Matrix

Effective July 1, 2024

Adopted August 7, 2024

Classification Title	Salary Range	Unit	FLSA	Step	Hourly	Biweekly	Monthly	Annually
Network Administrator	183	PR	Exempt	7	\$62.7424	\$5,019.40	\$10,875.37	\$130,504
				8	\$64.3111	\$5,144.89	\$11,147.27	\$133,767
				9	\$65.9188	\$5,273.51	\$11,425.94	\$137,111
Office Assistant	166	GU	Non-exempt	1	\$23.6125	\$1,889.00	\$4,092.84	\$49,114
				2	\$24.2034	\$1,936.28	\$4,195.28	\$50,343
				3	\$24.8082	\$1,984.66	\$4,300.10	\$51,601
				4	\$25.4284	\$2,034.28	\$4,407.61	\$52,891
				5	\$26.0635	\$2,085.08	\$4,517.68	\$54,212
				6	\$26.7159	\$2,137.28	\$4,630.78	\$55,569
				7	\$27.3832	\$2,190.66	\$4,746.43	\$56,957
				8	\$28.0678	\$2,245.43	\$4,865.10	\$58,381
				9	\$28.7693	\$2,301.55	\$4,986.70	\$59,840
Office Assistant (confidential)	166	UN	Non-exempt	1	\$25.5020	\$2,040.16	\$4,420.35	\$53,044
				2	\$26.1400	\$2,091.20	\$4,530.94	\$54,371
				3	\$26.7933	\$2,143.47	\$4,644.19	\$55,730
				4	\$27.4630	\$2,197.04	\$4,760.26	\$57,123
				5	\$28.1486	\$2,251.89	\$4,879.10	\$58,549
				6	\$28.8534	\$2,308.28	\$5,001.28	\$60,015
				7	\$29.5741	\$2,365.93	\$5,126.19	\$61,514
				8	\$30.3135	\$2,425.08	\$5,254.34	\$63,052
				9	\$31.0712	\$2,485.70	\$5,385.69	\$64,628
Operations and Maintenance Training Officer	186	UN	Exempt	1	\$67.6390	\$5,411.12	\$11,724.10	\$140,689
				2	\$69.3299	\$5,546.40	\$12,017.20	\$144,206
				3	\$71.0630	\$5,685.04	\$12,317.59	\$147,811
				4	\$72.8395	\$5,827.16	\$12,625.52	\$151,506
				5	\$74.6611	\$5,972.89	\$12,941.27	\$155,295
				6	\$76.5270	\$6,122.16	\$13,264.68	\$159,176
				7	\$78.4404	\$6,275.24	\$13,596.36	\$163,156
				8	\$80.4015	\$6,432.12	\$13,936.26	\$167,235
				9	\$82.4111	\$6,592.89	\$14,284.60	\$171,415
Operations Specialist	179	UN	Exempt	1	\$48.0722	\$3,845.78	\$8,332.53	\$99,990
				2	\$49.2746	\$3,941.97	\$8,540.94	\$102,491
				3	\$50.5063	\$4,040.51	\$8,754.44	\$105,053
				4	\$51.7688	\$4,141.51	\$8,973.28	\$107,679
				5	\$53.0625	\$4,245.00	\$9,197.50	\$110,370
				6	\$54.3890	\$4,351.12	\$9,427.43	\$113,129
				7	\$55.7496	\$4,459.97	\$9,663.27	\$115,959
				8	\$57.1433	\$4,571.47	\$9,904.86	\$118,858
				9	\$58.5712	\$4,685.70	\$10,152.35	\$121,828
Operations Supervisor	185	SU	Non-exempt	1	\$64.4159	\$5,153.28	\$11,165.44	\$133,985
				2	\$66.0265	\$5,282.12	\$11,444.60	\$137,335
				3	\$67.6775	\$5,414.20	\$11,730.77	\$140,769
				4	\$69.3688	\$5,549.51	\$12,023.94	\$144,287
				5	\$71.1034	\$5,688.28	\$12,324.61	\$147,895
				6	\$72.8813	\$5,830.51	\$12,632.78	\$151,593
				7	\$74.7025	\$5,976.20	\$12,948.44	\$155,381

**Inland Empire Utilities Agency**

**EXHIBIT 1**

**Salary Matrix**

**Effective July 1, 2024**

**Adopted August 7, 2024**

<b>Classification Title</b>	<b>Salary Range</b>	<b>Unit</b>	<b>FLSA</b>	<b>Step</b>	<b>Hourly</b>	<b>Biweekly</b>	<b>Monthly</b>	<b>Annually</b>
Operations Supervisor	185	SU	Non-exempt	8	\$76.5707	\$6,125.66	\$13,272.27	\$159,267
				9	\$78.4847	\$6,278.78	\$13,604.03	\$163,248
Pretreatment & Source Control Inspector I	174	GU	Non-exempt	1	\$34.8779	\$2,790.24	\$6,045.52	\$72,546
				2	\$35.7500	\$2,860.00	\$6,196.67	\$74,360
				3	\$36.6438	\$2,931.51	\$6,351.61	\$76,219
				4	\$37.5601	\$3,004.81	\$6,510.43	\$78,125
				5	\$38.4991	\$3,079.93	\$6,673.19	\$80,078
				6	\$39.4616	\$3,156.93	\$6,840.02	\$82,080
				7	\$40.4481	\$3,235.85	\$7,011.01	\$84,132
				8	\$41.4592	\$3,316.74	\$7,186.27	\$86,235
				9	\$42.4957	\$3,399.66	\$7,365.93	\$88,391
Pretreatment & Source Control Inspector II	177	GU	Non-exempt	1	\$40.3726	\$3,229.81	\$6,997.93	\$83,975
				2	\$41.3832	\$3,310.66	\$7,173.10	\$86,077
				3	\$42.4169	\$3,393.36	\$7,352.28	\$88,227
				4	\$43.4775	\$3,478.20	\$7,536.10	\$90,433
				5	\$44.5645	\$3,565.16	\$7,724.52	\$92,694
				6	\$45.6784	\$3,654.28	\$7,917.61	\$95,011
				7	\$46.8202	\$3,745.62	\$8,115.51	\$97,386
				8	\$47.9909	\$3,839.28	\$8,318.44	\$99,821
				9	\$49.1909	\$3,935.28	\$8,526.44	\$102,317
Pretreatment and Source Control Supervisor	185	SU	Exempt	1	\$64.4159	\$5,153.28	\$11,165.44	\$133,985
				2	\$66.0265	\$5,282.12	\$11,444.60	\$137,335
				3	\$67.6775	\$5,414.20	\$11,730.77	\$140,769
				4	\$69.3688	\$5,549.51	\$12,023.94	\$144,287
				5	\$71.1034	\$5,688.28	\$12,324.61	\$147,895
				6	\$72.8813	\$5,830.51	\$12,632.78	\$151,593
				7	\$74.7025	\$5,976.20	\$12,948.44	\$155,381
				8	\$76.5707	\$6,125.66	\$13,272.27	\$159,267
				9	\$78.4847	\$6,278.78	\$13,604.03	\$163,248
Principal Accountant	186	UN	Exempt	1	\$67.6390	\$5,411.12	\$11,724.10	\$140,689
				2	\$69.3299	\$5,546.40	\$12,017.20	\$144,206
				3	\$71.0630	\$5,685.04	\$12,317.59	\$147,811
				4	\$72.8395	\$5,827.16	\$12,625.52	\$151,506
				5	\$74.6611	\$5,972.89	\$12,941.27	\$155,295
				6	\$76.5270	\$6,122.16	\$13,264.68	\$159,176
				7	\$78.4404	\$6,275.24	\$13,596.36	\$163,156
				8	\$80.4015	\$6,432.12	\$13,936.26	\$167,235
				9	\$82.4111	\$6,592.89	\$14,284.60	\$171,415
Principal Control Systems Administrator	187	UN	Exempt	1	\$71.0193	\$5,681.55	\$12,310.03	\$147,720
				2	\$72.7943	\$5,823.55	\$12,617.70	\$151,412
				3	\$74.6145	\$5,969.16	\$12,933.18	\$155,198
				4	\$76.4799	\$6,118.40	\$13,256.54	\$159,078
				5	\$78.3909	\$6,271.28	\$13,587.78	\$163,053
				6	\$80.3510	\$6,428.08	\$13,927.51	\$167,130
				7	\$82.3597	\$6,588.78	\$14,275.69	\$171,308
				8	\$84.4188	\$6,753.51	\$14,632.61	\$175,591

Inland Empire Utilities Agency

EXHIBIT 1

Salary Matrix

Effective July 1, 2024

Adopted August 7, 2024

Classification Title	Salary Range	Unit	FLSA	Step	Hourly	Biweekly	Monthly	Annually
Principal Control Systems Administrator	187	UN	Exempt	9	\$86.5294	\$6,922.36	\$14,998.45	\$179,981
Principal Engineer	188	UN	Exempt	1	\$74.5664	\$5,965.32	\$12,924.86	\$155,098
				2	\$76.4318	\$6,114.55	\$13,248.20	\$158,978
				3	\$78.3424	\$6,267.40	\$13,579.37	\$162,952
				4	\$80.3005	\$6,424.04	\$13,918.76	\$167,025
				5	\$82.3082	\$6,584.66	\$14,266.77	\$171,201
				6	\$84.3654	\$6,749.24	\$14,623.36	\$175,480
				7	\$86.4750	\$6,918.00	\$14,989.00	\$179,868
				8	\$88.6371	\$7,090.97	\$15,363.77	\$184,365
				9	\$90.8525	\$7,268.20	\$15,747.77	\$188,973
Principal Network Engineer	186	UN	Exempt	1	\$67.6390	\$5,411.12	\$11,724.10	\$140,689
				2	\$69.3299	\$5,546.40	\$12,017.20	\$144,206
				3	\$71.0630	\$5,685.04	\$12,317.59	\$147,811
				4	\$72.8395	\$5,827.16	\$12,625.52	\$151,506
				5	\$74.6611	\$5,972.89	\$12,941.27	\$155,295
				6	\$76.5270	\$6,122.16	\$13,264.68	\$159,176
				7	\$78.4404	\$6,275.24	\$13,596.36	\$163,156
				8	\$80.4015	\$6,432.12	\$13,936.26	\$167,235
				9	\$82.4111	\$6,592.89	\$14,284.60	\$171,415
Principal Resources Specialist	187	UN	Exempt	1	\$71.0193	\$5,681.55	\$12,310.03	\$147,720
				2	\$72.7943	\$5,823.55	\$12,617.70	\$151,412
				3	\$74.6145	\$5,969.16	\$12,933.18	\$155,198
				4	\$76.4799	\$6,118.40	\$13,256.54	\$159,078
				5	\$78.3909	\$6,271.28	\$13,587.78	\$163,053
				6	\$80.3510	\$6,428.08	\$13,927.51	\$167,130
				7	\$82.3597	\$6,588.78	\$14,275.69	\$171,308
				8	\$84.4188	\$6,753.51	\$14,632.61	\$175,591
				9	\$86.5294	\$6,922.36	\$14,998.45	\$179,981
Process Automation & Controls Supervisor	185	SU	Exempt	1	\$64.4159	\$5,153.28	\$11,165.44	\$133,985
				2	\$66.0265	\$5,282.12	\$11,444.60	\$137,335
				3	\$67.6775	\$5,414.20	\$11,730.77	\$140,769
				4	\$69.3688	\$5,549.51	\$12,023.94	\$144,287
				5	\$71.1034	\$5,688.28	\$12,324.61	\$147,895
				6	\$72.8813	\$5,830.51	\$12,632.78	\$151,593
				7	\$74.7025	\$5,976.20	\$12,948.44	\$155,381
				8	\$76.5707	\$6,125.66	\$13,272.27	\$159,267
				9	\$78.4847	\$6,278.78	\$13,604.03	\$163,248
Procurement Specialist I	174	PR	Non-exempt	1	\$34.8779	\$2,790.24	\$6,045.52	\$72,546
				2	\$35.7500	\$2,860.00	\$6,196.67	\$74,360
				3	\$36.6438	\$2,931.51	\$6,351.61	\$76,219
				4	\$37.5601	\$3,004.81	\$6,510.43	\$78,125
				5	\$38.4991	\$3,079.93	\$6,673.19	\$80,078
				6	\$39.4616	\$3,156.93	\$6,840.02	\$82,080
				7	\$40.4481	\$3,235.85	\$7,011.01	\$84,132
				8	\$41.4592	\$3,316.74	\$7,186.27	\$86,235
				9	\$42.4957	\$3,399.66	\$7,365.93	\$88,391

Inland Empire Utilities Agency

EXHIBIT 1

Salary Matrix

Effective July 1, 2024

Adopted August 7, 2024

Classification Title	Salary Range	Unit	FLSA	Step	Hourly	Biweekly	Monthly	Annually
Procurement Specialist II	175	PR	Non-exempt	1	\$36.6198	\$2,929.59	\$6,347.45	\$76,169
				2	\$37.5351	\$3,002.81	\$6,506.09	\$78,073
				3	\$38.4731	\$3,077.85	\$6,668.68	\$80,024
				4	\$39.4356	\$3,154.85	\$6,835.51	\$82,026
				5	\$40.4212	\$3,233.70	\$7,006.35	\$84,076
				6	\$41.4318	\$3,314.55	\$7,181.53	\$86,178
				7	\$42.4674	\$3,397.40	\$7,361.04	\$88,332
				8	\$43.5294	\$3,482.36	\$7,545.12	\$90,541
				9	\$44.6178	\$3,569.43	\$7,733.77	\$92,805
Project Manager I	184	PR	Exempt	1	\$56.8058	\$4,544.47	\$9,846.36	\$118,156
				2	\$58.2260	\$4,658.08	\$10,092.51	\$121,110
				3	\$59.6818	\$4,774.55	\$10,344.86	\$124,138
				4	\$61.1741	\$4,893.93	\$10,603.52	\$127,242
				5	\$62.7034	\$5,016.28	\$10,868.61	\$130,423
				6	\$64.2707	\$5,141.66	\$11,140.27	\$133,683
				7	\$65.8770	\$5,270.16	\$11,418.68	\$137,024
				8	\$67.5236	\$5,401.89	\$11,704.10	\$140,449
				9	\$69.2125	\$5,537.00	\$11,996.84	\$143,962
Project Manager II	185	PR	Exempt	1	\$59.6443	\$4,771.55	\$10,338.36	\$124,060
				2	\$61.1356	\$4,890.85	\$10,596.85	\$127,162
				3	\$62.6640	\$5,013.12	\$10,861.76	\$130,341
				4	\$64.2303	\$5,138.43	\$11,133.27	\$133,599
				5	\$65.8361	\$5,266.89	\$11,411.60	\$136,939
				6	\$67.4823	\$5,398.59	\$11,696.95	\$140,363
				7	\$69.1688	\$5,533.51	\$11,989.28	\$143,871
				8	\$70.8986	\$5,671.89	\$12,289.10	\$147,469
				9	\$72.6707	\$5,813.66	\$12,596.27	\$151,155
Records Management Supervisor	185	SU	Exempt	1	\$64.4159	\$5,153.28	\$11,165.44	\$133,985
				2	\$66.0265	\$5,282.12	\$11,444.60	\$137,335
				3	\$67.6775	\$5,414.20	\$11,730.77	\$140,769
				4	\$69.3688	\$5,549.51	\$12,023.94	\$144,287
				5	\$71.1034	\$5,688.28	\$12,324.61	\$147,895
				6	\$72.8813	\$5,830.51	\$12,632.78	\$151,593
				7	\$74.7025	\$5,976.20	\$12,948.44	\$155,381
				8	\$76.5707	\$6,125.66	\$13,272.27	\$159,267
				9	\$78.4847	\$6,278.78	\$13,604.03	\$163,248
Records Specialist	173	GU	Non-exempt	1	\$33.2198	\$2,657.59	\$5,758.12	\$69,097
				2	\$34.0500	\$2,724.00	\$5,902.00	\$70,824
				3	\$34.9020	\$2,792.16	\$6,049.68	\$72,596
				4	\$35.7741	\$2,861.93	\$6,200.85	\$74,410
				5	\$36.6678	\$2,933.43	\$6,355.77	\$76,269
				6	\$37.5851	\$3,006.81	\$6,514.76	\$78,177
				7	\$38.5241	\$3,081.93	\$6,677.52	\$80,130
				8	\$39.4880	\$3,159.04	\$6,844.59	\$82,135
				9	\$40.4755	\$3,238.04	\$7,015.76	\$84,189

Inland Empire Utilities Agency

EXHIBIT 1

Salary Matrix

Effective July 1, 2024

Adopted August 7, 2024

Classification Title	Salary Range	Unit	FLSA	Step	Hourly	Biweekly	Monthly	Annually
Recycled Water Distribution Operator	179	OP	Non-exempt	1	\$48.0722	\$3,845.78	\$8,332.53	\$99,990
				2	\$49.2746	\$3,941.97	\$8,540.94	\$102,491
				3	\$50.5063	\$4,040.51	\$8,754.44	\$105,053
				4	\$51.7688	\$4,141.51	\$8,973.28	\$107,679
				5	\$53.0625	\$4,245.00	\$9,197.50	\$110,370
				6	\$54.3890	\$4,351.12	\$9,427.43	\$113,129
				7	\$55.7496	\$4,459.97	\$9,663.27	\$115,959
				8	\$57.1433	\$4,571.47	\$9,904.86	\$118,858
				9	\$58.5712	\$4,685.70	\$10,152.35	\$121,828
Risk Specialist	174	PR	Non-exempt	1	\$34.8779	\$2,790.24	\$6,045.52	\$72,546
				2	\$35.7500	\$2,860.00	\$6,196.67	\$74,360
				3	\$36.6438	\$2,931.51	\$6,351.61	\$76,219
				4	\$37.5601	\$3,004.81	\$6,510.43	\$78,125
				5	\$38.4991	\$3,079.93	\$6,673.19	\$80,078
				6	\$39.4616	\$3,156.93	\$6,840.02	\$82,080
				7	\$40.4481	\$3,235.85	\$7,011.01	\$84,132
				8	\$41.4592	\$3,316.74	\$7,186.27	\$86,235
				9	\$42.4957	\$3,399.66	\$7,365.93	\$88,391
RW/Groundwater Recharge Maintenance Technician	176	GU	Non-exempt	1	\$38.4496	\$3,075.97	\$6,664.61	\$79,975
				2	\$39.4111	\$3,152.89	\$6,831.27	\$81,975
				3	\$40.3957	\$3,231.66	\$7,001.93	\$84,023
				4	\$41.4063	\$3,312.51	\$7,177.11	\$86,125
				5	\$42.4414	\$3,395.32	\$7,356.53	\$88,278
				6	\$43.5025	\$3,480.20	\$7,540.44	\$90,485
				7	\$44.5900	\$3,567.20	\$7,728.94	\$92,747
				8	\$45.7044	\$3,656.36	\$7,922.12	\$95,065
				9	\$46.8476	\$3,747.81	\$8,120.26	\$97,443
RW/Groundwater Recharge Operations & Maintenance Specialist	179	UN	Exempt	1	\$48.0722	\$3,845.78	\$8,332.53	\$99,990
				2	\$49.2746	\$3,941.97	\$8,540.94	\$102,491
				3	\$50.5063	\$4,040.51	\$8,754.44	\$105,053
				4	\$51.7688	\$4,141.51	\$8,973.28	\$107,679
				5	\$53.0625	\$4,245.00	\$9,197.50	\$110,370
				6	\$54.3890	\$4,351.12	\$9,427.43	\$113,129
				7	\$55.7496	\$4,459.97	\$9,663.27	\$115,959
				8	\$57.1433	\$4,571.47	\$9,904.86	\$118,858
				9	\$58.5712	\$4,685.70	\$10,152.35	\$121,828
Safety Analyst	178	PR	Exempt	1	\$42.3904	\$3,391.24	\$7,347.69	\$88,172
				2	\$43.4500	\$3,476.00	\$7,531.34	\$90,376
				3	\$44.5366	\$3,562.93	\$7,719.69	\$92,636
				4	\$45.6491	\$3,651.93	\$7,912.52	\$94,950
				5	\$46.7909	\$3,743.28	\$8,110.44	\$97,325
				6	\$47.9601	\$3,836.81	\$8,313.09	\$99,757
				7	\$49.1597	\$3,932.78	\$8,521.03	\$102,252
				8	\$50.3885	\$4,031.08	\$8,734.01	\$104,808
				9	\$51.6476	\$4,131.81	\$8,952.26	\$107,427

Inland Empire Utilities Agency

EXHIBIT 1

Salary Matrix

Effective July 1, 2024

Adopted August 7, 2024

Classification Title	Salary Range	Unit	FLSA	Step	Hourly	Biweekly	Monthly	Annually
Safety Officer	186	UN	Exempt	1	\$67.6390	\$5,411.12	\$11,724.10	\$140,689
				2	\$69.3299	\$5,546.40	\$12,017.20	\$144,206
				3	\$71.0630	\$5,685.04	\$12,317.59	\$147,811
				4	\$72.8395	\$5,827.16	\$12,625.52	\$151,506
				5	\$74.6611	\$5,972.89	\$12,941.27	\$155,295
				6	\$76.5270	\$6,122.16	\$13,264.68	\$159,176
				7	\$78.4404	\$6,275.24	\$13,596.36	\$163,156
				8	\$80.4015	\$6,432.12	\$13,936.26	\$167,235
				9	\$82.4111	\$6,592.89	\$14,284.60	\$171,415
Senior Accountant	181	PR	Exempt	1	\$49.0707	\$3,925.66	\$8,505.60	\$102,067
				2	\$50.2976	\$4,023.81	\$8,718.26	\$104,619
				3	\$51.5549	\$4,124.40	\$8,936.20	\$107,234
				4	\$52.8438	\$4,227.51	\$9,159.61	\$109,915
				5	\$54.1640	\$4,333.12	\$9,388.43	\$112,661
				6	\$55.5188	\$4,441.51	\$9,623.28	\$115,479
				7	\$56.9068	\$4,552.55	\$9,863.86	\$118,366
				8	\$58.3289	\$4,666.32	\$10,110.36	\$121,324
				9	\$59.7880	\$4,783.04	\$10,363.26	\$124,359
Senior Associate Engineer	184	PR	Exempt	1	\$56.8058	\$4,544.47	\$9,846.36	\$118,156
				2	\$58.2260	\$4,658.08	\$10,092.51	\$121,110
				3	\$59.6818	\$4,774.55	\$10,344.86	\$124,138
				4	\$61.1741	\$4,893.93	\$10,603.52	\$127,242
				5	\$62.7034	\$5,016.28	\$10,868.61	\$130,423
				6	\$64.2707	\$5,141.66	\$11,140.27	\$133,683
				7	\$65.8770	\$5,270.16	\$11,418.68	\$137,024
				8	\$67.5236	\$5,401.89	\$11,704.10	\$140,449
				9	\$69.2125	\$5,537.00	\$11,996.84	\$143,962
Senior Associate Engineer - PE	185	UN	Exempt	1	\$64.4159	\$5,153.28	\$11,165.44	\$133,985
				2	\$66.0265	\$5,282.12	\$11,444.60	\$137,335
				3	\$67.6775	\$5,414.20	\$11,730.77	\$140,769
				4	\$69.3688	\$5,549.51	\$12,023.94	\$144,287
				5	\$71.1034	\$5,688.28	\$12,324.61	\$147,895
				6	\$72.8813	\$5,830.51	\$12,632.78	\$151,593
				7	\$74.7025	\$5,976.20	\$12,948.44	\$155,381
				8	\$76.5707	\$6,125.66	\$13,272.27	\$159,267
				9	\$78.4847	\$6,278.78	\$13,604.03	\$163,248
Senior Compost Operations and Maintenance Technician	181	GU	Non-exempt	1	\$49.0707	\$3,925.66	\$8,505.60	\$102,067
				2	\$50.2976	\$4,023.81	\$8,718.26	\$104,619
				3	\$51.5549	\$4,124.40	\$8,936.20	\$107,234
				4	\$52.8438	\$4,227.51	\$9,159.61	\$109,915
				5	\$54.1640	\$4,333.12	\$9,388.43	\$112,661
				6	\$55.5188	\$4,441.51	\$9,623.28	\$115,479
				7	\$56.9068	\$4,552.55	\$9,863.86	\$118,366
				8	\$58.3289	\$4,666.32	\$10,110.36	\$121,324
				9	\$59.7880	\$4,783.04	\$10,363.26	\$124,359



Inland Empire Utilities Agency

EXHIBIT 1

Salary Matrix

Effective July 1, 2024

Adopted August 7, 2024

Classification Title	Salary Range	Unit	FLSA	Step	Hourly	Biweekly	Monthly	Annually
Senior Construction Project Inspector	182	UN	Exempt	1	\$55.6467	\$4,451.74	\$9,645.44	\$115,745
				2	\$57.0371	\$4,562.97	\$9,886.44	\$118,637
				3	\$58.4635	\$4,677.08	\$10,133.68	\$121,604
				4	\$59.9246	\$4,793.97	\$10,386.94	\$124,643
				5	\$61.4231	\$4,913.85	\$10,646.68	\$127,760
				6	\$62.9582	\$5,036.66	\$10,912.77	\$130,953
				7	\$64.5323	\$5,162.59	\$11,185.62	\$134,227
				8	\$66.1462	\$5,291.70	\$11,465.35	\$137,584
				9	\$67.7996	\$5,423.97	\$11,751.94	\$141,023
Senior Engineer	187	PR	Exempt	1	\$65.7582	\$5,260.66	\$11,398.10	\$136,777
				2	\$67.4020	\$5,392.16	\$11,683.02	\$140,196
				3	\$69.0871	\$5,526.97	\$11,975.11	\$143,701
				4	\$70.8145	\$5,665.16	\$12,274.52	\$147,294
				5	\$72.5842	\$5,806.74	\$12,581.27	\$150,975
				6	\$74.3991	\$5,951.93	\$12,895.85	\$154,750
				7	\$76.2587	\$6,100.70	\$13,218.19	\$158,618
				8	\$78.1654	\$6,253.24	\$13,548.69	\$162,584
				9	\$80.1198	\$6,409.59	\$13,887.45	\$166,649
Senior Environmental Resources Planner	184	UN	Exempt	1	\$61.3505	\$4,908.04	\$10,634.09	\$127,609
				2	\$62.8842	\$5,030.74	\$10,899.94	\$130,799
				3	\$64.4568	\$5,156.55	\$11,172.53	\$134,070
				4	\$66.0683	\$5,285.47	\$11,451.86	\$137,422
				5	\$67.7198	\$5,417.59	\$11,738.12	\$140,857
				6	\$69.4125	\$5,553.00	\$12,031.50	\$144,378
				7	\$71.1472	\$5,691.78	\$12,332.19	\$147,986
				8	\$72.9255	\$5,834.04	\$12,640.42	\$151,685
				9	\$74.7496	\$5,979.97	\$12,956.61	\$155,479
Senior External Affairs Specialist	181	UN	Exempt	1	\$52.9967	\$4,239.74	\$9,186.11	\$110,233
				2	\$54.3217	\$4,345.74	\$9,415.77	\$112,989
				3	\$55.6794	\$4,454.36	\$9,651.12	\$115,813
				4	\$57.0717	\$4,565.74	\$9,892.44	\$118,709
				5	\$58.4972	\$4,679.78	\$10,139.53	\$121,674
				6	\$59.9606	\$4,796.85	\$10,393.18	\$124,718
				7	\$61.4597	\$4,916.78	\$10,653.03	\$127,836
				8	\$62.9952	\$5,039.62	\$10,919.18	\$131,030
				9	\$64.5712	\$5,165.70	\$11,192.35	\$134,308
Senior Facilities Technician	180	GU	Non-exempt	1	\$46.7361	\$3,738.89	\$8,100.93	\$97,211
				2	\$47.9049	\$3,832.40	\$8,303.54	\$99,642
				3	\$49.1025	\$3,928.20	\$8,511.10	\$102,133
				4	\$50.3303	\$4,026.43	\$8,723.94	\$104,687
				5	\$51.5880	\$4,127.04	\$8,941.92	\$107,303
				6	\$52.8779	\$4,230.24	\$9,165.52	\$109,986
				7	\$54.1996	\$4,335.97	\$9,394.61	\$112,735
				8	\$55.5544	\$4,444.36	\$9,629.45	\$115,553
				9	\$56.9433	\$4,555.47	\$9,870.19	\$118,442

Inland Empire Utilities Agency

EXHIBIT 1

Salary Matrix

Effective July 1, 2024

Adopted August 7, 2024

Classification Title	Salary Range	Unit	FLSA	Step	Hourly	Biweekly	Monthly	Annually
Senior Financial Analyst	183	PR	Exempt	1	\$54.1029	\$4,328.24	\$9,377.86	\$112,534
				2	\$55.4549	\$4,436.40	\$9,612.20	\$115,346
				3	\$56.8414	\$4,547.32	\$9,852.53	\$118,230
				4	\$58.2625	\$4,661.00	\$10,098.84	\$121,186
				5	\$59.7193	\$4,777.55	\$10,351.36	\$124,216
				6	\$61.2121	\$4,896.97	\$10,610.11	\$127,321
				7	\$62.7424	\$5,019.40	\$10,875.37	\$130,504
				8	\$64.3111	\$5,144.89	\$11,147.27	\$133,767
				9	\$65.9188	\$5,273.51	\$11,425.94	\$137,111
Senior Grants Analyst	182	PR	Exempt	1	\$51.5246	\$4,121.97	\$8,930.94	\$107,171
				2	\$52.8121	\$4,224.97	\$9,154.11	\$109,849
				3	\$54.1327	\$4,330.62	\$9,383.01	\$112,596
				4	\$55.4856	\$4,438.85	\$9,617.51	\$115,410
				5	\$56.8731	\$4,549.85	\$9,858.01	\$118,296
				6	\$58.2943	\$4,663.55	\$10,104.36	\$121,252
				7	\$59.7520	\$4,780.16	\$10,357.02	\$124,284
				8	\$61.2462	\$4,899.70	\$10,616.02	\$127,392
				9	\$62.7770	\$5,022.16	\$10,881.35	\$130,576
Senior Hydrogeologist	185	UN	Exempt	1	\$64.4159	\$5,153.28	\$11,165.44	\$133,985
				2	\$66.0265	\$5,282.12	\$11,444.60	\$137,335
				3	\$67.6775	\$5,414.20	\$11,730.77	\$140,769
				4	\$69.3688	\$5,549.51	\$12,023.94	\$144,287
				5	\$71.1034	\$5,688.28	\$12,324.61	\$147,895
				6	\$72.8813	\$5,830.51	\$12,632.78	\$151,593
				7	\$74.7025	\$5,976.20	\$12,948.44	\$155,381
				8	\$76.5707	\$6,125.66	\$13,272.27	\$159,267
				9	\$78.4847	\$6,278.78	\$13,604.03	\$163,248
Senior Information Systems Analyst	182	PR	Exempt	1	\$51.5246	\$4,121.97	\$8,930.94	\$107,171
				2	\$52.8121	\$4,224.97	\$9,154.11	\$109,849
				3	\$54.1327	\$4,330.62	\$9,383.01	\$112,596
				4	\$55.4856	\$4,438.85	\$9,617.51	\$115,410
				5	\$56.8731	\$4,549.85	\$9,858.01	\$118,296
				6	\$58.2943	\$4,663.55	\$10,104.36	\$121,252
				7	\$59.7520	\$4,780.16	\$10,357.02	\$124,284
				8	\$61.2462	\$4,899.70	\$10,616.02	\$127,392
				9	\$62.7770	\$5,022.16	\$10,881.35	\$130,576
Senior Internal Auditor	182	PR	Exempt	1	\$51.5246	\$4,121.97	\$8,930.94	\$107,171
				2	\$52.8121	\$4,224.97	\$9,154.11	\$109,849
				3	\$54.1327	\$4,330.62	\$9,383.01	\$112,596
				4	\$55.4856	\$4,438.85	\$9,617.51	\$115,410
				5	\$56.8731	\$4,549.85	\$9,858.01	\$118,296
				6	\$58.2943	\$4,663.55	\$10,104.36	\$121,252
				7	\$59.7520	\$4,780.16	\$10,357.02	\$124,284
				8	\$61.2462	\$4,899.70	\$10,616.02	\$127,392
				9	\$62.7770	\$5,022.16	\$10,881.35	\$130,576
Senior Inventory Analyst	182	PR	Exempt	1	\$51.5246	\$4,121.97	\$8,930.94	\$107,171

Inland Empire Utilities Agency

EXHIBIT 1

Salary Matrix

Effective July 1, 2024

Adopted August 7, 2024

Classification Title	Salary Range	Unit	FLSA	Step	Hourly	Biweekly	Monthly	Annually
Senior Inventory Analyst	182	PR	Exempt	2	\$52.8121	\$4,224.97	\$9,154.11	\$109,849
				3	\$54.1327	\$4,330.62	\$9,383.01	\$112,596
				4	\$55.4856	\$4,438.85	\$9,617.51	\$115,410
				5	\$56.8731	\$4,549.85	\$9,858.01	\$118,296
				6	\$58.2943	\$4,663.55	\$10,104.36	\$121,252
				7	\$59.7520	\$4,780.16	\$10,357.02	\$124,284
				8	\$61.2462	\$4,899.70	\$10,616.02	\$127,392
				9	\$62.7770	\$5,022.16	\$10,881.35	\$130,576
				Senior Management Analyst	182	PR	Exempt	1
2	\$52.8121	\$4,224.97	\$9,154.11					\$109,849
3	\$54.1327	\$4,330.62	\$9,383.01					\$112,596
4	\$55.4856	\$4,438.85	\$9,617.51					\$115,410
5	\$56.8731	\$4,549.85	\$9,858.01					\$118,296
6	\$58.2943	\$4,663.55	\$10,104.36					\$121,252
7	\$59.7520	\$4,780.16	\$10,357.02					\$124,284
8	\$61.2462	\$4,899.70	\$10,616.02					\$127,392
9	\$62.7770	\$5,022.16	\$10,881.35					\$130,576
Senior Operations Specialist	184	UN	Exempt	1	\$61.3505	\$4,908.04	\$10,634.09	\$127,609
				2	\$62.8842	\$5,030.74	\$10,899.94	\$130,799
				3	\$64.4568	\$5,156.55	\$11,172.53	\$134,070
				4	\$66.0683	\$5,285.47	\$11,451.86	\$137,422
				5	\$67.7198	\$5,417.59	\$11,738.12	\$140,857
				6	\$69.4125	\$5,553.00	\$12,031.50	\$144,378
				7	\$71.1472	\$5,691.78	\$12,332.19	\$147,986
				8	\$72.9255	\$5,834.04	\$12,640.42	\$151,685
				9	\$74.7496	\$5,979.97	\$12,956.61	\$155,479
Senior Policy Advisor	188	UN	Exempt	1	\$74.5664	\$5,965.32	\$12,924.86	\$155,098
				2	\$76.4318	\$6,114.55	\$13,248.20	\$158,978
				3	\$78.3424	\$6,267.40	\$13,579.37	\$162,952
				4	\$80.3005	\$6,424.04	\$13,918.76	\$167,025
				5	\$82.3082	\$6,584.66	\$14,266.77	\$171,201
				6	\$84.3654	\$6,749.24	\$14,623.36	\$175,480
				7	\$86.4750	\$6,918.00	\$14,989.00	\$179,868
				8	\$88.6371	\$7,090.97	\$15,363.77	\$184,365
				9	\$90.8525	\$7,268.20	\$15,747.77	\$188,973
Senior Pretreatment & Source Control Inspector	180	GU	Non-exempt	1	\$46.7361	\$3,738.89	\$8,100.93	\$97,211
				2	\$47.9049	\$3,832.40	\$8,303.54	\$99,642
				3	\$49.1025	\$3,928.20	\$8,511.10	\$102,133
				4	\$50.3303	\$4,026.43	\$8,723.94	\$104,687
				5	\$51.5880	\$4,127.04	\$8,941.92	\$107,303
				6	\$52.8779	\$4,230.24	\$9,165.52	\$109,986
				7	\$54.1996	\$4,335.97	\$9,394.61	\$112,735
				8	\$55.5544	\$4,444.36	\$9,629.45	\$115,553
				9	\$56.9433	\$4,555.47	\$9,870.19	\$118,442
Senior Project Manager	187	PR	Exempt	1	\$65.7582	\$5,260.66	\$11,398.10	\$136,777

Inland Empire Utilities Agency

EXHIBIT 1

Salary Matrix

Effective July 1, 2024

Adopted August 7, 2024

Classification Title	Salary Range	Unit	FLSA	Step	Hourly	Biweekly	Monthly	Annually
Senior Project Manager	187	PR	Exempt	2	\$67.4020	\$5,392.16	\$11,683.02	\$140,196
				3	\$69.0871	\$5,526.97	\$11,975.11	\$143,701
				4	\$70.8145	\$5,665.16	\$12,274.52	\$147,294
				5	\$72.5842	\$5,806.74	\$12,581.27	\$150,975
				6	\$74.3991	\$5,951.93	\$12,895.85	\$154,750
				7	\$76.2587	\$6,100.70	\$13,218.19	\$158,618
				8	\$78.1654	\$6,253.24	\$13,548.69	\$162,584
				9	\$80.1198	\$6,409.59	\$13,887.45	\$166,649
				Senior Wastewater Treatment Plant Operator	181	OP	Non-exempt	1
2	\$54.3217	\$4,345.74	\$9,415.77					\$112,989
3	\$55.6794	\$4,454.36	\$9,651.12					\$115,813
4	\$57.0717	\$4,565.74	\$9,892.44					\$118,709
5	\$58.4972	\$4,679.78	\$10,139.53					\$121,674
6	\$59.9606	\$4,796.85	\$10,393.18					\$124,718
7	\$61.4597	\$4,916.78	\$10,653.03					\$127,836
8	\$62.9952	\$5,039.62	\$10,919.18					\$131,030
9	\$64.5712	\$5,165.70	\$11,192.35					\$134,308
Senior Water Plant Operator	181	OP	Non-exempt	1	\$52.9967	\$4,239.74	\$9,186.11	\$110,233
				2	\$54.3217	\$4,345.74	\$9,415.77	\$112,989
				3	\$55.6794	\$4,454.36	\$9,651.12	\$115,813
				4	\$57.0717	\$4,565.74	\$9,892.44	\$118,709
				5	\$58.4972	\$4,679.78	\$10,139.53	\$121,674
				6	\$59.9606	\$4,796.85	\$10,393.18	\$124,718
				7	\$61.4597	\$4,916.78	\$10,653.03	\$127,836
				8	\$62.9952	\$5,039.62	\$10,919.18	\$131,030
				9	\$64.5712	\$5,165.70	\$11,192.35	\$134,308
Senior Water Resources Analyst	184	PR	Exempt	1	\$56.8058	\$4,544.47	\$9,846.36	\$118,156
				2	\$58.2260	\$4,658.08	\$10,092.51	\$121,110
				3	\$59.6818	\$4,774.55	\$10,344.86	\$124,138
				4	\$61.1741	\$4,893.93	\$10,603.52	\$127,242
				5	\$62.7034	\$5,016.28	\$10,868.61	\$130,423
				6	\$64.2707	\$5,141.66	\$11,140.27	\$133,683
				7	\$65.8770	\$5,270.16	\$11,418.68	\$137,024
				8	\$67.5236	\$5,401.89	\$11,704.10	\$140,449
				9	\$69.2125	\$5,537.00	\$11,996.84	\$143,962
Source Control/Environmental Resources Supervisor	187	SU	Exempt	1	\$71.0193	\$5,681.55	\$12,310.03	\$147,720
				2	\$72.7943	\$5,823.55	\$12,617.70	\$151,412
				3	\$74.6145	\$5,969.16	\$12,933.18	\$155,198
				4	\$76.4799	\$6,118.40	\$13,256.54	\$159,078
				5	\$78.3909	\$6,271.28	\$13,587.78	\$163,053
				6	\$80.3510	\$6,428.08	\$13,927.51	\$167,130
				7	\$82.3597	\$6,588.78	\$14,275.69	\$171,308
				8	\$84.4188	\$6,753.51	\$14,632.61	\$175,591
				9	\$86.5294	\$6,922.36	\$14,998.45	\$179,981

Inland Empire Utilities Agency

EXHIBIT 1

Salary Matrix

Effective July 1, 2024

Adopted August 7, 2024

Classification Title	Salary Range	Unit	FLSA	Step	Hourly	Biweekly	Monthly	Annually
Supervisor - Environmental Compliance & Energy	188	SU	Exempt	1	\$74.5664	\$5,965.32	\$12,924.86	\$155,098
				2	\$76.4318	\$6,114.55	\$13,248.20	\$158,978
				3	\$78.3424	\$6,267.40	\$13,579.37	\$162,952
				4	\$80.3005	\$6,424.04	\$13,918.76	\$167,025
				5	\$82.3082	\$6,584.66	\$14,266.77	\$171,201
				6	\$84.3654	\$6,749.24	\$14,623.36	\$175,480
				7	\$86.4750	\$6,918.00	\$14,989.00	\$179,868
				8	\$88.6371	\$7,090.97	\$15,363.77	\$184,365
				9	\$90.8525	\$7,268.20	\$15,747.77	\$188,973
Systems Administrator	181	PR	Exempt	1	\$49.0707	\$3,925.66	\$8,505.60	\$102,067
				2	\$50.2976	\$4,023.81	\$8,718.26	\$104,619
				3	\$51.5549	\$4,124.40	\$8,936.20	\$107,234
				4	\$52.8438	\$4,227.51	\$9,159.61	\$109,915
				5	\$54.1640	\$4,333.12	\$9,388.43	\$112,661
				6	\$55.5188	\$4,441.51	\$9,623.28	\$115,479
				7	\$56.9068	\$4,552.55	\$9,863.86	\$118,366
				8	\$58.3289	\$4,666.32	\$10,110.36	\$121,324
				9	\$59.7880	\$4,783.04	\$10,363.26	\$124,359
Technology Specialist I	178	GU	Non-exempt	1	\$42.3904	\$3,391.24	\$7,347.69	\$88,172
				2	\$43.4500	\$3,476.00	\$7,531.34	\$90,376
				3	\$44.5366	\$3,562.93	\$7,719.69	\$92,636
				4	\$45.6491	\$3,651.93	\$7,912.52	\$94,950
				5	\$46.7909	\$3,743.28	\$8,110.44	\$97,325
				6	\$47.9601	\$3,836.81	\$8,313.09	\$99,757
				7	\$49.1597	\$3,932.78	\$8,521.03	\$102,252
				8	\$50.3885	\$4,031.08	\$8,734.01	\$104,808
				9	\$51.6476	\$4,131.81	\$8,952.26	\$107,427
Technology Specialist II	180	GU	Non-exempt	1	\$46.7361	\$3,738.89	\$8,100.93	\$97,211
				2	\$47.9049	\$3,832.40	\$8,303.54	\$99,642
				3	\$49.1025	\$3,928.20	\$8,511.10	\$102,133
				4	\$50.3303	\$4,026.43	\$8,723.94	\$104,687
				5	\$51.5880	\$4,127.04	\$8,941.92	\$107,303
				6	\$52.8779	\$4,230.24	\$9,165.52	\$109,986
				7	\$54.1996	\$4,335.97	\$9,394.61	\$112,735
				8	\$55.5544	\$4,444.36	\$9,629.45	\$115,553
				9	\$56.9433	\$4,555.47	\$9,870.19	\$118,442
Technology Specialist III	182	GU	Non-exempt	1	\$51.5246	\$4,121.97	\$8,930.94	\$107,171
				2	\$52.8121	\$4,224.97	\$9,154.11	\$109,849
				3	\$54.1327	\$4,330.62	\$9,383.01	\$112,596
				4	\$55.4856	\$4,438.85	\$9,617.51	\$115,410
				5	\$56.8731	\$4,549.85	\$9,858.01	\$118,296
				6	\$58.2943	\$4,663.55	\$10,104.36	\$121,252
				7	\$59.7520	\$4,780.16	\$10,357.02	\$124,284
				8	\$61.2462	\$4,899.70	\$10,616.02	\$127,392
				9	\$62.7770	\$5,022.16	\$10,881.35	\$130,576

Inland Empire Utilities Agency

EXHIBIT 1

Salary Matrix

Effective July 1, 2024

Adopted August 7, 2024

Classification Title	Salary Range	Unit	FLSA	Step	Hourly	Biweekly	Monthly	Annually
Treasurer	192	UN	Exempt	1	\$90.6361	\$7,250.89	\$15,710.27	\$188,523
				2	\$92.9020	\$7,432.16	\$16,103.02	\$193,236
				3	\$95.2241	\$7,617.93	\$16,505.52	\$198,066
				4	\$97.6049	\$7,808.40	\$16,918.20	\$203,018
				5	\$100.0448	\$8,003.59	\$17,341.12	\$208,093
				6	\$102.5462	\$8,203.70	\$17,774.69	\$213,296
				7	\$105.1097	\$8,408.78	\$18,219.03	\$218,628
				8	\$107.7375	\$8,619.00	\$18,674.50	\$224,094
				9	\$110.4308	\$8,834.47	\$19,141.36	\$229,696
Warehouse Supervisor	185	SU	Exempt	1	\$64.4159	\$5,153.28	\$11,165.44	\$133,985
				2	\$66.0265	\$5,282.12	\$11,444.60	\$137,335
				3	\$67.6775	\$5,414.20	\$11,730.77	\$140,769
				4	\$69.3688	\$5,549.51	\$12,023.94	\$144,287
				5	\$71.1034	\$5,688.28	\$12,324.61	\$147,895
				6	\$72.8813	\$5,830.51	\$12,632.78	\$151,593
				7	\$74.7025	\$5,976.20	\$12,948.44	\$155,381
				8	\$76.5707	\$6,125.66	\$13,272.27	\$159,267
				9	\$78.4847	\$6,278.78	\$13,604.03	\$163,248
Warehouse Technician I	167	GU	Non-exempt	1	\$24.7933	\$1,983.47	\$4,297.52	\$51,570
				2	\$25.4125	\$2,033.00	\$4,404.84	\$52,858
				3	\$26.0486	\$2,083.89	\$4,515.10	\$54,181
				4	\$26.6991	\$2,135.93	\$4,627.85	\$55,534
				5	\$27.3664	\$2,189.32	\$4,743.53	\$56,922
				6	\$28.0505	\$2,244.04	\$4,862.09	\$58,345
				7	\$28.7520	\$2,300.16	\$4,983.68	\$59,804
				8	\$29.4707	\$2,357.66	\$5,108.27	\$61,299
				9	\$30.2068	\$2,416.55	\$5,235.86	\$62,830
Warehouse Technician II	171	GU	Non-exempt	1	\$30.1318	\$2,410.55	\$5,222.86	\$62,674
				2	\$30.8851	\$2,470.81	\$5,353.43	\$64,241
				3	\$31.6568	\$2,532.55	\$5,487.20	\$65,846
				4	\$32.4481	\$2,595.85	\$5,624.35	\$67,492
				5	\$33.2601	\$2,660.81	\$5,765.09	\$69,181
				6	\$34.0914	\$2,727.32	\$5,909.20	\$70,910
				7	\$34.9438	\$2,795.51	\$6,056.94	\$72,683
				8	\$35.8169	\$2,865.36	\$6,208.28	\$74,499
				9	\$36.7130	\$2,937.04	\$6,363.59	\$76,363
Warehouse Technician III	175	GU	Non-exempt	1	\$36.6198	\$2,929.59	\$6,347.45	\$76,169
				2	\$37.5351	\$3,002.81	\$6,506.09	\$78,073
				3	\$38.4731	\$3,077.85	\$6,668.68	\$80,024
				4	\$39.4356	\$3,154.85	\$6,835.51	\$82,026
				5	\$40.4212	\$3,233.70	\$7,006.35	\$84,076
				6	\$41.4318	\$3,314.55	\$7,181.53	\$86,178
				7	\$42.4674	\$3,397.40	\$7,361.04	\$88,332
				8	\$43.5294	\$3,482.36	\$7,545.12	\$90,541
				9	\$44.6178	\$3,569.43	\$7,733.77	\$92,805
Wastewater Treatment Plant Operator I	174	OP	Non-exempt	1	\$37.6683	\$3,013.47	\$6,529.19	\$78,350

Inland Empire Utilities Agency

EXHIBIT 1

Salary Matrix

Effective July 1, 2024

Adopted August 7, 2024

Classification Title	Salary Range	Unit	FLSA	Step	Hourly	Biweekly	Monthly	Annually
Wastewater Treatment Plant Operator I	174	OP	Non-exempt	2	\$38.6101	\$3,088.81	\$6,692.43	\$80,309
				3	\$39.5755	\$3,166.04	\$6,859.76	\$82,317
				4	\$40.5650	\$3,245.20	\$7,031.27	\$84,375
				5	\$41.5794	\$3,326.36	\$7,207.12	\$86,485
				6	\$42.6188	\$3,409.51	\$7,387.28	\$88,647
				7	\$43.6842	\$3,494.74	\$7,571.94	\$90,863
				8	\$44.7760	\$3,582.08	\$7,761.18	\$93,134
				9	\$45.8957	\$3,671.66	\$7,955.27	\$95,463
				Wastewater Treatment Plant Operator II	176	OP	Non-exempt	1
2	\$42.5640	\$3,405.12	\$7,377.76					\$88,533
3	\$43.6275	\$3,490.20	\$7,562.10					\$90,745
4	\$44.7188	\$3,577.51	\$7,751.28					\$93,015
5	\$45.8371	\$3,666.97	\$7,945.11					\$95,341
6	\$46.9827	\$3,758.62	\$8,143.68					\$97,724
7	\$48.1573	\$3,852.59	\$8,347.28					\$100,167
8	\$49.3611	\$3,948.89	\$8,555.93					\$102,671
9	\$50.5957	\$4,047.66	\$8,769.93					\$105,239
Wastewater Treatment Plant Operator III	178	OP	Non-exempt	1	\$45.7818	\$3,662.55	\$7,935.53	\$95,226
				2	\$46.9265	\$3,754.12	\$8,133.93	\$97,607
				3	\$48.0996	\$3,847.97	\$8,337.27	\$100,047
				4	\$49.3010	\$3,944.08	\$8,545.51	\$102,546
				5	\$50.5342	\$4,042.74	\$8,759.27	\$105,111
				6	\$51.7972	\$4,143.78	\$8,978.19	\$107,738
				7	\$53.0928	\$4,247.43	\$9,202.77	\$110,433
				8	\$54.4198	\$4,353.59	\$9,432.78	\$113,193
				9	\$55.7799	\$4,462.40	\$9,668.54	\$116,022
Wastewater Treatment Plant Operator IV, V	180	OP	Non-exempt	1	\$50.4750	\$4,038.00	\$8,749.00	\$104,988
				2	\$51.7375	\$4,139.00	\$8,967.84	\$107,614
				3	\$53.0308	\$4,242.47	\$9,192.02	\$110,304
				4	\$54.3568	\$4,348.55	\$9,421.86	\$113,062
				5	\$55.7154	\$4,457.24	\$9,657.36	\$115,888
				6	\$57.1082	\$4,568.66	\$9,898.77	\$118,785
				7	\$58.5356	\$4,682.85	\$10,146.18	\$121,754
				8	\$59.9991	\$4,799.93	\$10,399.85	\$124,798
				9	\$61.4991	\$4,919.93	\$10,659.85	\$127,918
Wastewater Treatment Plant Operator-in-Training	171	OP	Non-exempt	1	\$32.5424	\$2,603.40	\$5,640.70	\$67,688
				2	\$33.3563	\$2,668.51	\$5,781.78	\$69,381
				3	\$34.1895	\$2,735.16	\$5,926.18	\$71,114
				4	\$35.0443	\$2,803.55	\$6,074.36	\$72,892
				5	\$35.9212	\$2,873.70	\$6,226.35	\$74,716
				6	\$36.8188	\$2,945.51	\$6,381.94	\$76,583
				7	\$37.7395	\$3,019.16	\$6,541.52	\$78,498
				8	\$38.6823	\$3,094.59	\$6,704.95	\$80,459
				9	\$39.6505	\$3,172.04	\$6,872.76	\$82,473
Water Plant Operator I	174	OP	Non-exempt	1	\$37.6683	\$3,013.47	\$6,529.19	\$78,350

Inland Empire Utilities Agency

EXHIBIT 1

Salary Matrix

Effective July 1, 2024

Adopted August 7, 2024

Classification Title	Salary Range	Unit	FLSA	Step	Hourly	Biweekly	Monthly	Annually
Water Plant Operator I	174	OP	Non-exempt	2	\$38.6101	\$3,088.81	\$6,692.43	\$80,309
				3	\$39.5755	\$3,166.04	\$6,859.76	\$82,317
				4	\$40.5650	\$3,245.20	\$7,031.27	\$84,375
				5	\$41.5794	\$3,326.36	\$7,207.12	\$86,485
				6	\$42.6188	\$3,409.51	\$7,387.28	\$88,647
				7	\$43.6842	\$3,494.74	\$7,571.94	\$90,863
				8	\$44.7760	\$3,582.08	\$7,761.18	\$93,134
				9	\$45.8957	\$3,671.66	\$7,955.27	\$95,463
				Water Plant Operator II	176	OP	Non-exempt	1
2	\$42.5640	\$3,405.12	\$7,377.76					\$88,533
3	\$43.6275	\$3,490.20	\$7,562.10					\$90,745
4	\$44.7188	\$3,577.51	\$7,751.28					\$93,015
5	\$45.8371	\$3,666.97	\$7,945.11					\$95,341
6	\$46.9827	\$3,758.62	\$8,143.68					\$97,724
7	\$48.1573	\$3,852.59	\$8,347.28					\$100,167
8	\$49.3611	\$3,948.89	\$8,555.93					\$102,671
9	\$50.5957	\$4,047.66	\$8,769.93					\$105,239
Water Plant Operator III	178	OP	Non-exempt	1	\$45.7818	\$3,662.55	\$7,935.53	\$95,226
				2	\$46.9265	\$3,754.12	\$8,133.93	\$97,607
				3	\$48.0996	\$3,847.97	\$8,337.27	\$100,047
				4	\$49.3010	\$3,944.08	\$8,545.51	\$102,546
				5	\$50.5342	\$4,042.74	\$8,759.27	\$105,111
				6	\$51.7972	\$4,143.78	\$8,978.19	\$107,738
				7	\$53.0928	\$4,247.43	\$9,202.77	\$110,433
				8	\$54.4198	\$4,353.59	\$9,432.78	\$113,193
				9	\$55.7799	\$4,462.40	\$9,668.54	\$116,022
Water Plant Operator IV, V	180	OP	Non-exempt	1	\$50.4750	\$4,038.00	\$8,749.00	\$104,988
				2	\$51.7375	\$4,139.00	\$8,967.84	\$107,614
				3	\$53.0308	\$4,242.47	\$9,192.02	\$110,304
				4	\$54.3568	\$4,348.55	\$9,421.86	\$113,062
				5	\$55.7154	\$4,457.24	\$9,657.36	\$115,888
				6	\$57.1082	\$4,568.66	\$9,898.77	\$118,785
				7	\$58.5356	\$4,682.85	\$10,146.18	\$121,754
				8	\$59.9991	\$4,799.93	\$10,399.85	\$124,798
				9	\$61.4991	\$4,919.93	\$10,659.85	\$127,918
Z-Not in Use	165	(blank)	(blank)	1	\$22.4900	\$1,799.20	\$3,898.27	\$46,779
				2	\$23.0520	\$1,844.16	\$3,995.68	\$47,948
				3	\$23.6284	\$1,890.28	\$4,095.61	\$49,147
				4	\$24.2193	\$1,937.55	\$4,198.03	\$50,376
				5	\$24.8246	\$1,985.97	\$4,302.94	\$51,635
				6	\$25.4448	\$2,035.59	\$4,410.45	\$52,925
				7	\$26.0818	\$2,086.55	\$4,520.86	\$54,250
				8	\$26.7332	\$2,138.66	\$4,633.77	\$55,605
				9	\$27.4020	\$2,192.16	\$4,749.68	\$56,996
	168	(blank)	(blank)	1	\$26.0303	\$2,082.43	\$4,511.94	\$54,143
				2	\$26.6813	\$2,134.51	\$4,624.78	\$55,497



Inland Empire Utilities Agency

EXHIBIT 1

Salary Matrix

Effective July 1, 2024

Adopted August 7, 2024

Classification Title	Salary Range	Unit	FLSA	Step	Hourly	Biweekly	Monthly	Annually				
Z-Not in Use	168	(blank)	(blank)	3	\$27.3476	\$2,187.81	\$4,740.26	\$56,883				
				4	\$28.0313	\$2,242.51	\$4,858.78	\$58,305				
				5	\$28.7318	\$2,298.55	\$4,980.20	\$59,762				
				6	\$29.4510	\$2,356.08	\$5,104.84	\$61,258				
				7	\$30.1866	\$2,414.93	\$5,232.35	\$62,788				
				8	\$30.9414	\$2,475.32	\$5,363.20	\$64,358				
				9	\$31.7154	\$2,537.24	\$5,497.36	\$65,968				
					169	(blank)	(blank)	1	\$27.3299	\$2,186.40	\$4,737.20	\$56,846
								2	\$28.0130	\$2,241.04	\$4,855.59	\$58,267
3	\$28.7130	\$2,297.04	\$4,976.92					\$59,723				
4	\$29.4318	\$2,354.55	\$5,101.53					\$61,218				
5	\$30.1669	\$2,413.36	\$5,228.95					\$62,747				
6	\$30.9212	\$2,473.70	\$5,359.69					\$64,316				
7	\$31.6943	\$2,535.55	\$5,493.70					\$65,924				
8	\$32.4866	\$2,598.93	\$5,631.02					\$67,572				
9	\$33.2986	\$2,663.89	\$5,771.77					\$69,261				
	189	(blank)	(blank)	1	\$72.4948	\$5,799.59	\$12,565.78	\$150,789				
				2	\$74.3077	\$5,944.62	\$12,880.01	\$154,560				
				3	\$76.1654	\$6,093.24	\$13,202.02	\$158,424				
				4	\$78.0698	\$6,245.59	\$13,532.12	\$162,385				
				5	\$80.0207	\$6,401.66	\$13,870.27	\$166,443				
				6	\$82.0217	\$6,561.74	\$14,217.11	\$170,605				
				7	\$84.0717	\$6,725.74	\$14,572.44	\$174,869				
				8	\$86.1736	\$6,893.89	\$14,936.77	\$179,241				
				9	\$88.3284	\$7,066.28	\$15,310.28	\$183,723				
	191	(blank)	(blank)	1	\$79.9241	\$6,393.93	\$13,853.52	\$166,242				
				2	\$81.9226	\$6,553.81	\$14,199.93	\$170,399				
				3	\$83.9707	\$6,717.66	\$14,554.93	\$174,659				
				4	\$86.0693	\$6,885.55	\$14,918.70	\$179,024				
				5	\$88.2207	\$7,057.66	\$15,291.60	\$183,499				
				6	\$90.4265	\$7,234.12	\$15,673.93	\$188,087				
				7	\$92.6871	\$7,414.97	\$16,065.77	\$192,789				
				8	\$95.0044	\$7,600.36	\$16,467.45	\$197,609				
				9	\$97.3794	\$7,790.36	\$16,879.12	\$202,549				
	196	(blank)	(blank)	1	\$102.0077	\$8,160.62	\$17,681.35	\$212,176				
				2	\$104.5577	\$8,364.62	\$18,123.35	\$217,480				
				3	\$107.1717	\$8,573.74	\$18,576.44	\$222,917				
				4	\$109.8515	\$8,788.12	\$19,040.93	\$228,491				
				5	\$112.5972	\$9,007.78	\$19,516.86	\$234,202				
				6	\$115.4121	\$9,232.97	\$20,004.77	\$240,057				
				7	\$118.2981	\$9,463.85	\$20,505.01	\$246,060				
				8	\$121.2549	\$9,700.40	\$21,017.54	\$252,210				
				9	\$124.2866	\$9,942.93	\$21,543.02	\$258,516				
	198	(blank)	(blank)	1	\$112.4625	\$8,997.00	\$19,493.50	\$233,922				
				2	\$115.2741	\$9,221.93	\$19,980.85	\$239,770				
				3	\$118.1558	\$9,452.47	\$20,480.36	\$245,764				

Inland Empire Utilities Agency

Salary Matrix

Effective July 1, 2024

Adopted August 7, 2024

**Classification Title**

Z-Not in Use

<b>Salary Range</b>	<b>Unit</b>	<b>FLSA</b>	<b>Step</b>	<b>Hourly</b>	<b>Biweekly</b>	<b>Monthly</b>	<b>Annually</b>
198	(blank)	(blank)	4	\$121.1097	\$9,688.78	\$20,992.36	\$251,908
			5	\$124.1371	\$9,930.97	\$21,517.11	\$258,205
			6	\$127.2400	\$10,179.20	\$22,054.94	\$264,659
			7	\$130.4222	\$10,433.78	\$22,606.53	\$271,278
			8	\$133.6818	\$10,694.55	\$23,171.53	\$278,058
			9	\$137.0241	\$10,961.93	\$23,750.85	\$285,010