

# IEUA's Ten-Year Capital Improvement Plan

# 2025



*Inland Empire Utilities Agency*  
A MUNICIPAL WATER DISTRICT

**Contents**

**ABBREVIATIONS..... 2**

**SECTION 1: BACKGROUND..... 3**

**Inland Empire Utilities Agency Overview ..... 3**

**Formation & Purpose ..... 4**

**Agency Vision ..... 4**

**Mission Statement ..... 4**

**Agency Values ..... 5**

**Governance ..... 5**

**Sewage Collection Agencies ..... 6**

**Member Agencies..... 7**

**SECTION 2: TEN-YEAR CAPITAL IMPROVEMENT PLAN INTRODUCTION ..... 8**

**Ten-Year Capital Improvement Plan Purpose..... 8**

**Definition of a Capital Project ..... 8**

**SECTION 3: PROGRAM FUNDS..... 9**

**Program Fund Summary ..... 9**

**Administrative Services (GG) Fund ..... 9**

**Non-Reclaimable Wastewater (NC) Fund..... 10**

**Regional Wastewater Capital Improvement (RC) Fund..... 11**

**Regional Wastewater Operation and Maintenance (RO) Fund ..... 11**

**Recharge Water Fund (RW) Fund ..... 12**

**Recycled Water (WC) Fund..... 13**

**Water Resources (WW) Fund ..... 14**

**SECTION 4: TEN YEAR CAPITAL IMPROVEMENT PROJECT LIST ..... 15**

**Ten Year Capital Improvement Project List Summary..... 15**

**APPENDIX A: Ten-Year Capital Improvement Project List..... 16**

**APPENDIX B: Grant Dependent Capital Projects..... 17**

**APPENDIX C: Ten-Year Operations & Maintenance Project List..... 18**

**APPENDIX D: Ten-Year Sewer Capital Forecast ..... 19**

## **ABBREVIATIONS**

**AF: Acre Feet**

**CVWD: Cucamonga Valley Water District**

**EWL: Etiwanda Wastewater Line**

**FWC: Fontana Water Company**

**FY: Fiscal Year**

**GG Fund: Administrative Services Fund**

**IEUA: Inland Empire Utilities Agency**

**IEBL: Inland Empire Brine Line**

**MVWD: Monte Vista Water District**

**MWD: Metropolitan Water District of Southern California**

**NC Fund: Non-Reclaimable Wastewater Fund**

**NRWS: Non-Reclaimable Wastewater System**

**O&M: Operation and Maintenance**

**RC Fund: Regional Wastewater Capital Improvement Fund**

**RO Fund: Regional Wastewater Operations and Maintenance Improvement Fund**

**RRWDS: Regional Recycled Water Distribution System**

**RW Fund: Groundwater Recharge Fund**

**TYCIP: Ten-Year Capital Improvement Plan**

**TYSCF: Ten-Year Sewer Capital Forecast**

**Regional Contract: Chino Basin Regional Sewage Service Contract**

**RP: Regional Water Recycling Plant**

**WC Fund: Recycled Water Fund**

**WW Fund: Water Administration Fund**



## **SECTION 1: BACKGROUND**

### **Inland Empire Utilities Agency Overview**

The Inland Empire Utilities Agency (IEUA/Agency) is a regional wastewater treatment Agency and wholesale distributor of imported water to approximately 935,000 people throughout western San Bernardino County. Under the leadership of a directly elected five-member Board of Directors, the Agency is committed to supporting the needs of its service area and safeguarding public health through significant investments in a diverse water supply portfolio, reliable municipal/industrial wastewater collection and treatment services, and other related utility services in a regionally planned and cost-effective manner.

As a member agency of the Metropolitan Water District of Southern California (Metropolitan), IEUA provides supplemental water supplies, primarily via the State Water Project (SWP) to the cities of Chino, Chino Hills, Fontana via Fontana Water Company and portions of West Valley Water District, Montclair via Monte Vista Water District, Ontario, Rancho Cucamonga via Cucamonga Valley Water District, and Upland (including San Antonio Water Company). IEUA also replenishes local groundwater supplies with captured rainwater and recycled water produced by IEUA that is later extracted by local water agencies for use as a drinking water supply.

Water recycling is a critical component of the water resources management strategy for IEUA and the Chino Basin. The Agency is responsible for treating 50 million gallons per day of wastewater, on average, received from seven sewage collection agencies including the cities of Chino, Chino Hills, Fontana, Montclair, Ontario, and Upland, and the Cucamonga Valley Water District. This water is treated to Title 22 regulations set forth by the State Division of Drinking Water and distributed to its retailers for agriculture, municipal irrigation, industrial uses, and groundwater replenishment.

IEUA currently operates five regional wastewater treatment plants: RP-1 (Ontario), RP-2 – Solids (Chino), RP-4 (Rancho Cucamonga), Carbon Canyon Water Recycling Facility (Chino), and RP-5 (Chino).

In conjunction with these facilities, IEUA also maintains and operates:

- The Chino Desalter I (located in Chino) on behalf of the Chino Basin Desalter Authority, which uses reverse osmosis technology to remove salt and nitrates from groundwater pumped from 14 wells throughout the Chino Basin. It produces 10.9 mgd of high-quality drinking water, serving the water needs of approximately 35,000 people.
- The Inland Empire Regional Composting Facility (located in Rancho Cucamonga) on behalf of the Inland Empire Regional Composting Authority, which uses biosolids



from the wastewater treatment process to produce over 230,000 cubic yards of high-quality compost each year for local landscaping and horticultural use, marketed under the name SoilPro.

- 46 groundwater recharge basins across 19 recharge sites designed to hold stormwater run-off, imported water, and IEUA recycled water to replenish alluvial aquifers and groundwater supply. Through partnership with the Chino Basin Water Conservation District and the San Bernardino Flood Control District, IEUA's groundwater recharge framework enhances the current reliability of local supplies for a rapidly growing population and is an integral part of the Agency's local water supply planning efforts.

The Agency also prioritizes initiatives that enhance and preserve the quality of life throughout the region, which include investments in local water resources, conservation programs, and renewable energy sources. IEUA advocates for environmental stewardship and offers several free educational resources and outreach programs to inform students and the community on ecological preservation, water awareness, and sustainability.

### **Formation & Purpose**

IEUA was originally formed as the Chino Basin Municipal Water District on June 6, 1950, as a municipal corporation with the mission to supply supplemental imported water purchased from the Metropolitan Water District of Southern California (MWD) to municipalities in the Chino Basin. Since then, IEUA has expanded its mission from a supplemental water supplier to include regional wastewater treatment with both domestic and industrial disposal systems along with energy production facilities. In addition, IEUA has become a major provider of recycled water, a supplier of biosolids/compost materials, and continues its leading role in water quality management and environmental protection in the Inland Empire.

### **Agency Vision**

To become a world class leader in water management and environmental stewardship, including water quality, water-use efficiency, recycled water, and renewable energy, in order to enhance and preserve the quality of life throughout the region.

### **Mission Statement**

Inland Empire Utilities Agency is committed to meeting the needs of the region by providing essential services in a regionally planned and cost-effective manner while safeguarding public health, promoting economic development, and protecting the environment. Key areas of service:

- Securing and supplying imported water;

- Collecting and treating wastewater;
- Producing high-quality renewable products such as recycled water, compost, and energy; and
- Promoting sustainable use of groundwater and development of local water supplies.

## **Agency Values**

Leading the way. Planning for the future. Protecting the resources of the communities we serve. The Inland Empire Utilities Agency is committed to:

- Applying ethical, fiscally responsible, transparent and environmentally sustainable principles to all aspects of business and organizational conduct;
- Working with integrity as one team, while celebrating the region's diversity; and
- Staying in the forefront of the industry through education, innovation, efficiency, and creativity.

## **Governance**

IEUA is a special district governed by five publicly elected Board of Directors. Each director is assigned to one of the five divisions which generally serve the following regions: Division 1- Upland/Montclair; Division 2- Ontario; Division 3- Chino/Chino Hills; Division 4- Fontana; and Division 5- Rancho Cucamonga. Monthly meetings are also held with the Regional Technical and Policy Committees comprised of representatives from each of IEUA's Regional Sewer Service Contracting Agencies. These Committees discuss and provide recommendations on various technical and policy issues affecting IEUA.

## Sewage Collection Agencies

As a regional wastewater treatment Agency, IEUA provides sewage utility services to seven sewage collection-agencies under the Chino Basin Regional Sewage Service Contract (Regional Contract) or Ordinance No. 114: the cities of Chino, Chino Hills, Fontana, Montclair, Ontario, and Upland along with Cucamonga Valley Water District. Figure 1 depicts boundaries within IEUA’s service area.

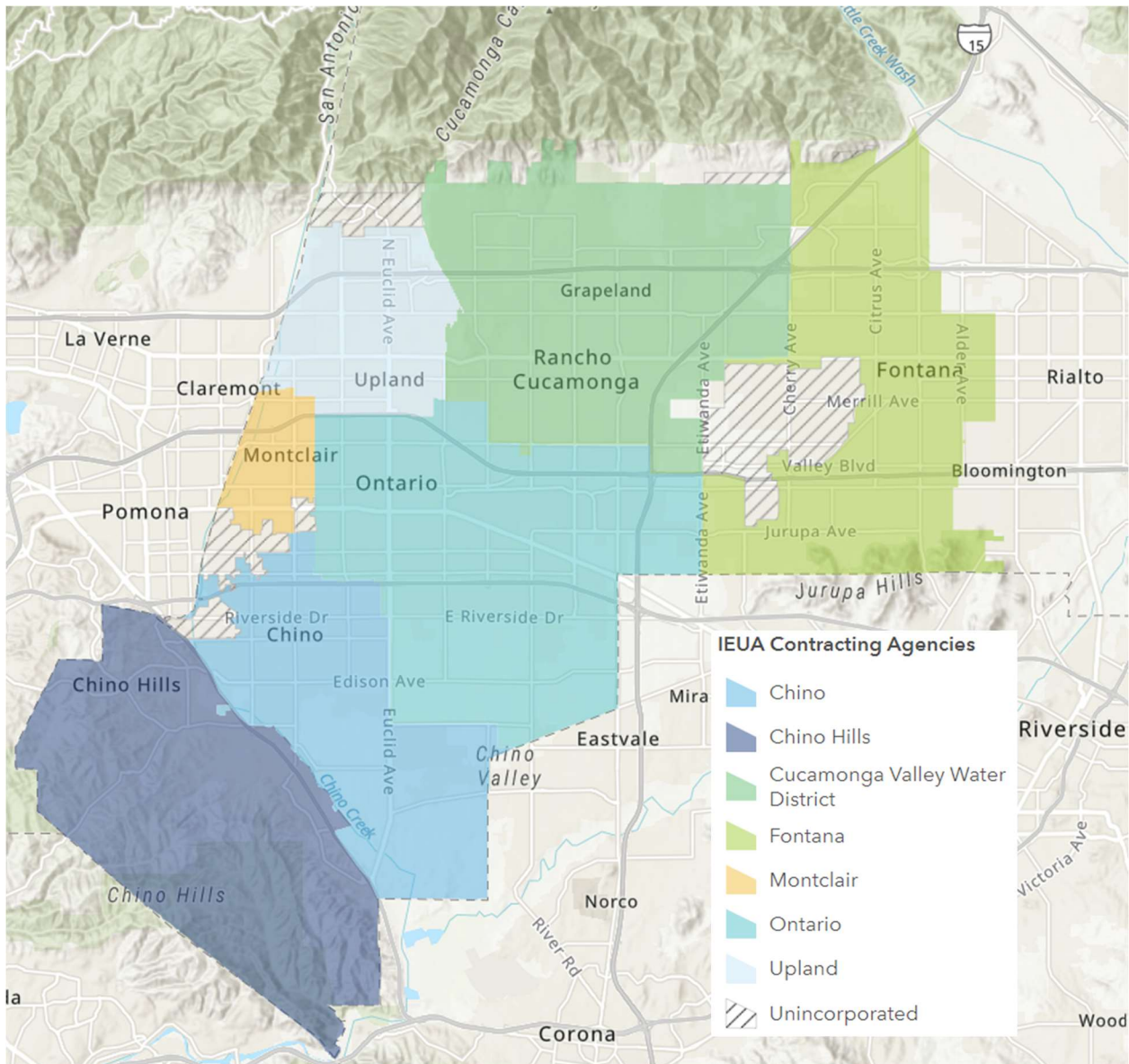


Figure 1 - IEUA Sewage Collection Agencies



### Member Agencies

As a member of MWD and the regions wholesale imported water provided, IEUA serves seven retail water agencies: the cities of Chino, Chino Hills, Ontario, Upland, Cucamonga Valley Water District (CVWD) in the City of Rancho Cucamonga, Fontana Water Company (FWC) in the city of Fontana, and the Monte Vista Water District (MVWD). Figure 2 depicts boundaries within IEUA’s service area.

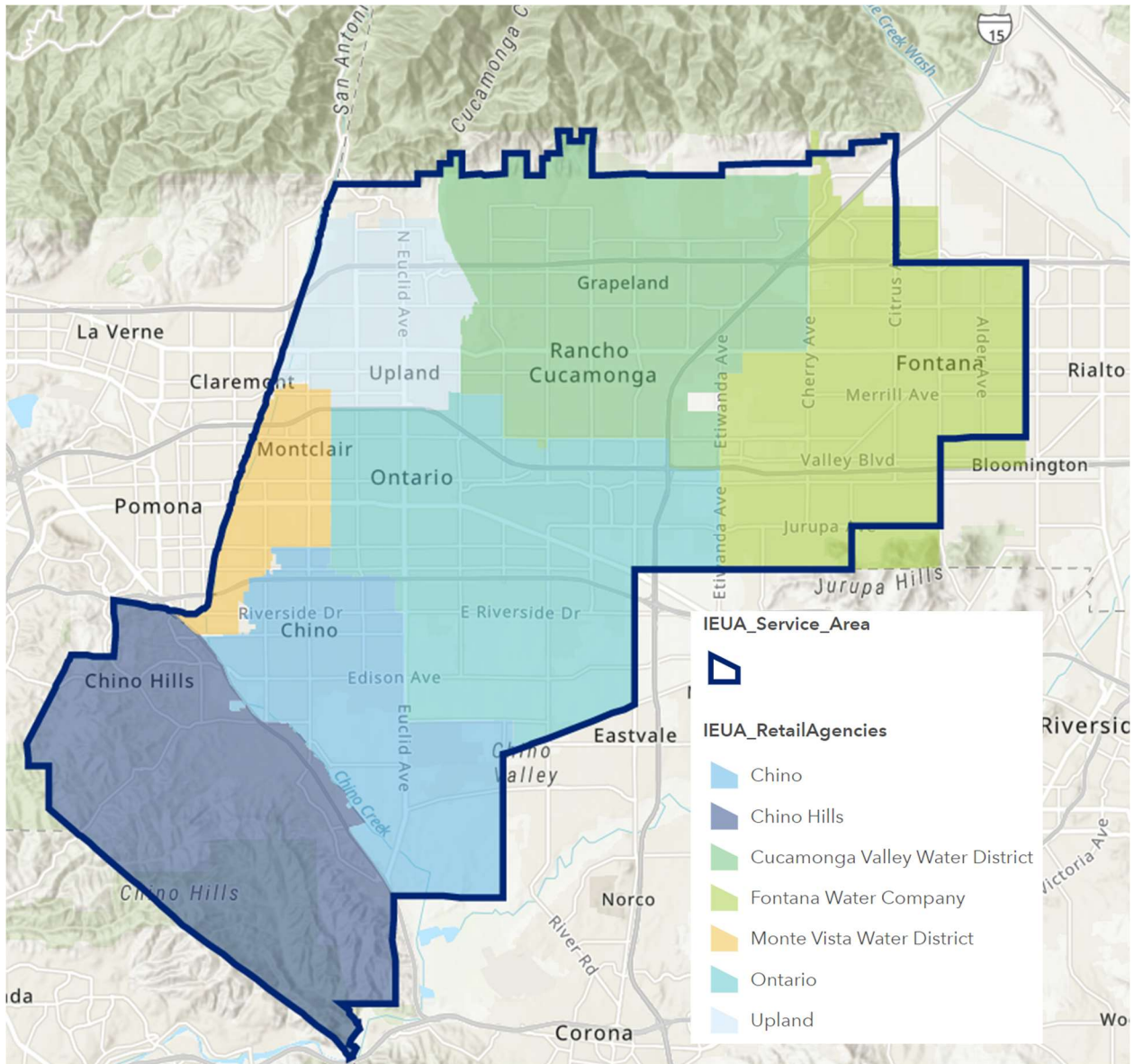


Figure 2 – IEUA Member Agencies

## **SECTION 2: TEN-YEAR CAPITAL IMPROVEMENT PLAN INTRODUCTION**

---

### **Ten-Year Capital Improvement Plan Purpose**

The Ten-Year Capital Improvement Plan (TYCIP) is a report that outlines IEUA's capital priorities through a list of ongoing and future projects and proposes a schedule for the implementation of projects agencywide based on necessity. In contrast, the Ten-Year Sewer Capital Forecast (TYSCF), published by IEUA and attached to this report as Appendix D, solely identifies wastewater capital projects as required in the Regional Sewage Service Contract and Ordinance No. 114. While wastewater capital projects are found on both the TYSCF and TYCIP, the TYCIP includes capital projects beyond those required for the wastewater system. The timing of projects on the TYCIP may be further refined through the Capital Budget process, based on the availability of financial resources.

The IEUA Board of Directors adopts and publishes the TYCIP to provide transparency into the ongoing and future projects the Agency requires over the next ten years. Projects identified in the TYCIP are necessary for IEUA to ensure reliability and safety, while meeting all regulatory requirements. Some of the factors that may lead to the need for a capital project are the acquisition, construction, improvement, and expansion of the Regional Sewerage System. This TYCIP identifies capital projects for the Fiscal Year (FY) 2024/2025 through FY 2033/2034 timeframe.

### **Definition of a Capital Project**

The TYCIP is composed of a list of capital projects, which are projects that involve the purchase, improvement, or construction of major fixed assets, such as the expansion of treatment plants, the construction of pipeline and pump stations, and the replacement of equipment. Capital projects do not include funds spent on standard operation and maintenance (O&M). However, O&M projects are listed as an appendix to this TYCIP, see Appendix C.

## SECTION 3: PROGRAM FUNDS

### Program Fund Summary

Projects listed on the TYCIP are categorized by fund. Over the next ten years, IEUA is planning approximately \$1,616,746,157 in capital improvement projects, of which 56% is expected to be in the Regional Wastewater Capital Improvement fund. Agency-wide, capital project expenses in the first year of the TYCIP are estimated to be approximately \$161,682,841. Table 1 below outlines the timing of the projected capital spending by fund.

<b>Fund</b>	<b>Year One FY 2024/25</b>	<b>Year Two FY 2025/26</b>	<b>Years 3-10 FY 2026/34</b>	<b>Ten Year Total FY 2025-2034</b>
Administrative Services (GG)	\$10.9	\$9.1	\$31.6	\$51.6
Non-Reclaimable Wastewater (NC)	\$2.9	\$18.5	\$21.3	\$42.7
Regional Wastewater Capital Improvement (RC)	\$99.6	\$120	\$683.3	\$902.9
Regional Wastewater Operations & Maintenance (RO)	\$29.8	\$34.8	\$61.4	\$126.0
Recharge Water (RW)	\$3.6	\$4.4	\$5.7	\$13.7
Recycled Water (WC)	\$8.9	\$20.6	\$444.3	\$473.8
Water Resources (WW)	\$6.0	\$0.0	\$0.0	\$6.0
<b>TOTAL</b>	<b>\$161.7</b>	<b>\$207.4</b>	<b>\$1,247.6</b>	<b>\$1,616.7</b>

*\*Numbers are based on the TYCIP Project List (Appendix A). All values rounded.*

### Administrative Services (GG) Fund

The GG Fund serves as IEUA's general fund and capital expenses include Agency supplies such as computers, printers, copiers, pooled vehicles, and other purchases. Major Projects include Enterprise Resource Planning (ERP) implementation, Wide Area Microwave Radio Updates, and Operational Technology Infrastructure Asset Replacement. Total Major Project proposed spending over the ten-year window is \$18,157,500 ; total ten-year proposed spending in GG Fund is \$51,634,926.



## Non-Reclaimable Wastewater (NC) Fund

Projects funded through the NC Fund are associated with IEUA’s Non-Reclaimable Wastewater System (NRWS), which is a collections system physically separated from the Agency’s wastewater sewage system. The NRWS includes pipelines and pump stations that serve to export high-salinity industrial wastewater generated in IEUA’s service area for treatment and eventual discharge to the Pacific Ocean. The wastewater discharged to the NRWS is primarily comprised of industrial and groundwater treatment brine. The NRWS is operated by IEUA and is comprised of three independent collections systems, the North non-reclaimable wastewater system, the Etiwanda Wastewater Line (EWL), and the Inland Empire Brine Line (IEBL) also known as the South NRWS. Figure 3 is a map that outlines the NRWS system.

Capital projects in the NC Fund may include the acquisition, construction, expansion, or replacement of NRWS sewer lines, interceptors, and supporting facilities. Major projects include Philadelphia Lift Station Force Main Improvements, Philadelphia Lift Station Pump Improvements, and NRW Collection System Pipe Rehabilitation. Total Major Project proposed spending over the ten-year window \$35,000,000; total ten-year proposed spending in the NC Fund is \$42,739,000.

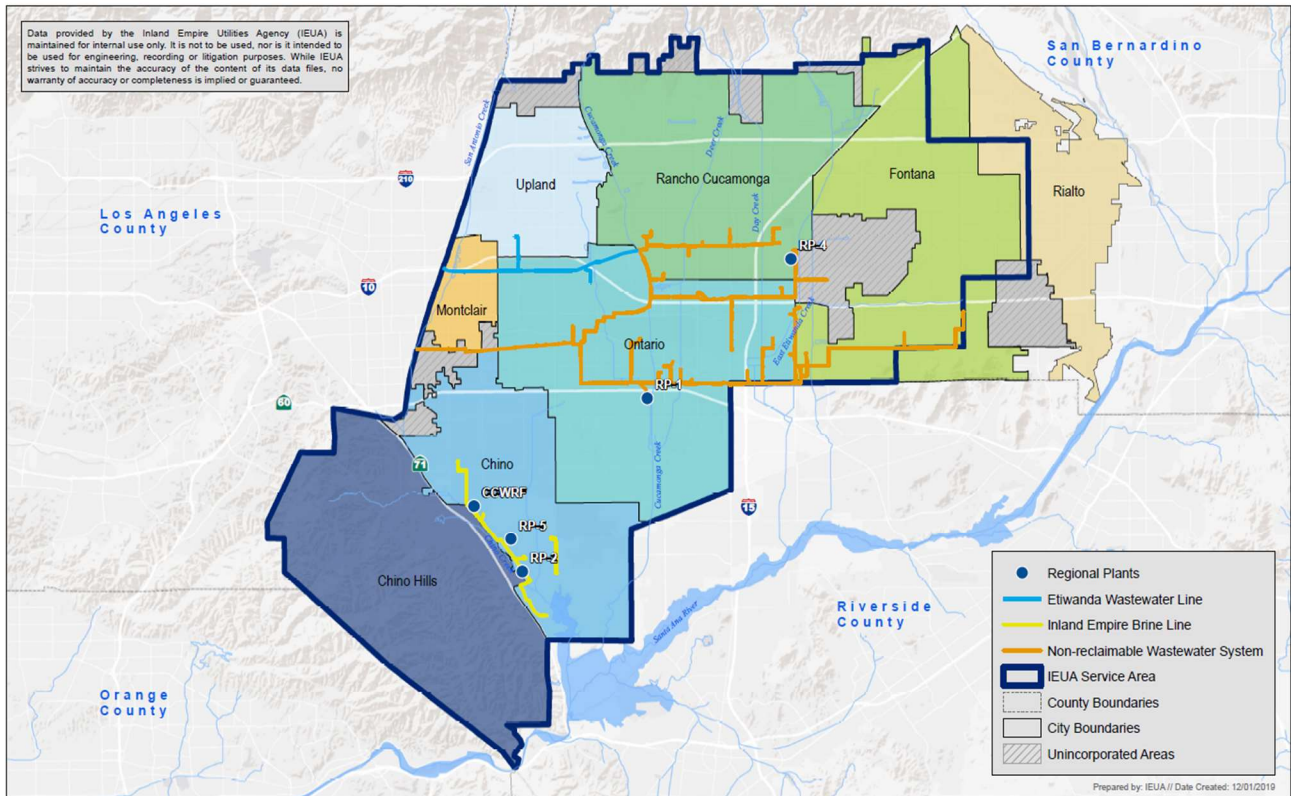


Figure 3 – IEUA Non-Reclaimable Wastewater System

## Regional Wastewater Capital Improvement (RC) Fund

In accordance with the Regional Contract, the Regional Wastewater Program is split into two funds: Regional Wastewater Capital Improvement (RC) and Regional Wastewater Operation and Maintenance (RO). Figure 4 below outlines the regional wastewater system. The RC Fund covers capital project costs associated with IEUA's regional wastewater system. Expenses charged to the RC Fund include capital projects that are required to meet regional growth in the forms of flow, loading, capacity, or other factors. Major projects include Regional Water Recycling Plant No.1 (RP-1) Solids Treatment Expansion, RP-1 Liquid Treatment Capacity Recovery, RP-1 Thickening Building & Acid Phase Digesters, RP-5 Expansion to 30 MGD, and RP-5 Biosolids Facility. Total Major Project proposed spending over the ten-year window is projected to be \$388,249,000; total ten-year proposed spending in the RC Fund is \$902,902,957. A detailed review of RC fund projects over the next ten-years can be found in IEUA's TYSCF, which is attached to this report as Appendix D.

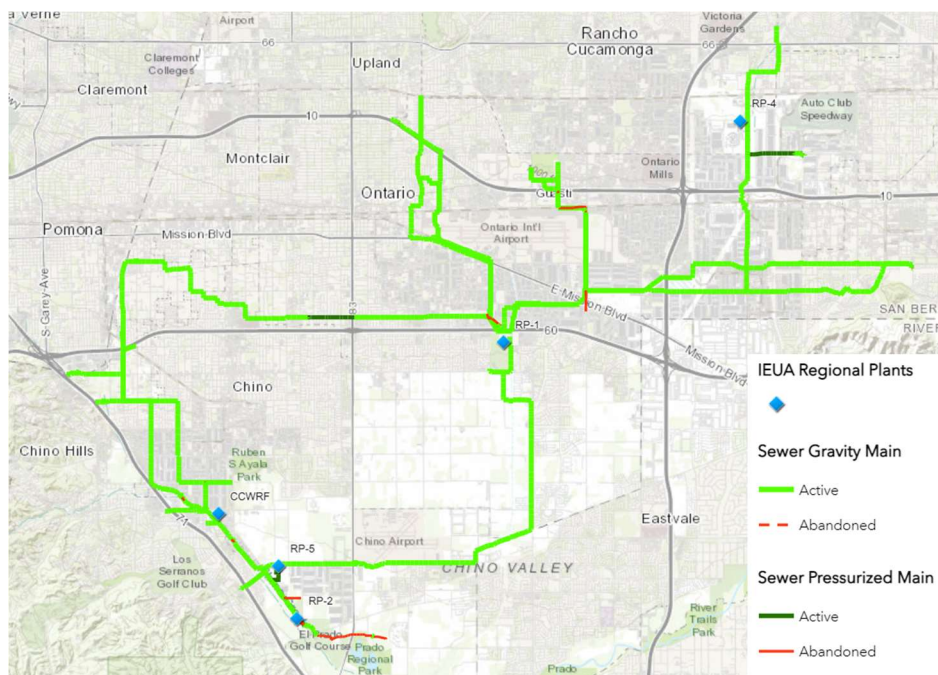


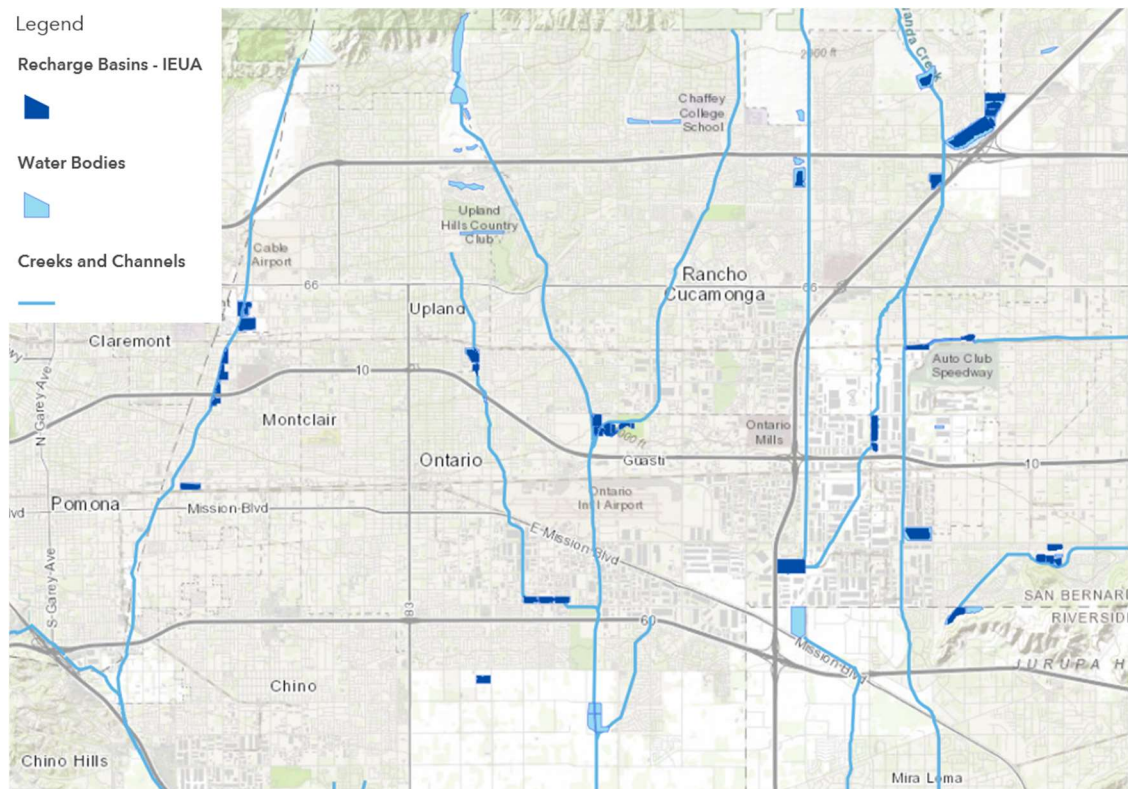
Figure 4 – IEUA Regional Wastewater System

## Regional Wastewater Operation and Maintenance (RO) Fund

The RO Fund covers the capital component of the operation and maintenance costs associated with IEUA's regional wastewater system that include the cost to rehabilitate fixed assets. Major projects include SCADA Enterprise System, RP-1 Secondary System Rehabilitation and RP-4 Process Improvements Phase II. Total Major Project proposed spending over the ten-year window is projected to be \$33,095,000; total ten-year proposed capital spending in the RO Fund is \$126,008,641.

## Recharge Water Fund (RW) Fund

In conjunction with Chino Basin Water Master, Chino Basin Water Conservation District, and San Bernardino County Flood Control District, IEUA implements and operates the Recycled Water Groundwater Recharge Program to replenish and maintain the Chino Groundwater Basin. Infrastructure associated with the RW Fund includes a network of pipelines that directs captured stormwater, recycled water, and imported water to recharge sites. The groundwater recharge projects are a means to diversify the water supply for the region and maximize the beneficial reuse of recycled water and the yield of the Chino Basin. Recycled water recharge is a key component of the region's water supply portfolio. The more recycled water that is recharged into the Chino Groundwater Basin, the more resilient the region becomes. Figure 5 is a map of the groundwater recharge basins. Major projects include the completion of Recharge Master Plan Update projects and safety work for basin gate actuator access. Total Major Project proposed spending over the ten-year window is \$6,632,266; total ten-year proposed spending in the RW Fund is \$13,689,633.



**Figure 5 – Chino Basin Groundwater Recharge Locations**



## Recycled Water (WC) Fund

IEUA and its member agencies have invested in the construction of a Regional Recycled Water Distribution System (RRWDS). The RRWDS consists of a network of pipelines, storage tanks, and pump stations that serve customers. IEUA’s water recycling facilities maintain compliance with water recycling criteria set forth in Title 22 of the California Code of Regulations. The use of recycled water provides a high-quality alternative water source for the region that can be used directly by customers or recharged into the groundwater to improve regional resiliency. Figure 6 is a map of the RRWDS infrastructure.

Capital projects in the WC fund are associated with the expansion and improvement of the RRWDS infrastructure. Major projects include Chino Basin Program Injection Facilities, Recycled Water Interconnection to the City of Rialto, Recycled Water Connection to the Jurupa Community Service District, Advanced Purified Water Conveyance, and Development & Early Design – Compliance for Recycled Water Facilities. Total Major Project proposed spending over the ten-year window is projected to be \$420,000,000; total ten-year proposed spending in the WC Fund is \$473,810,900.

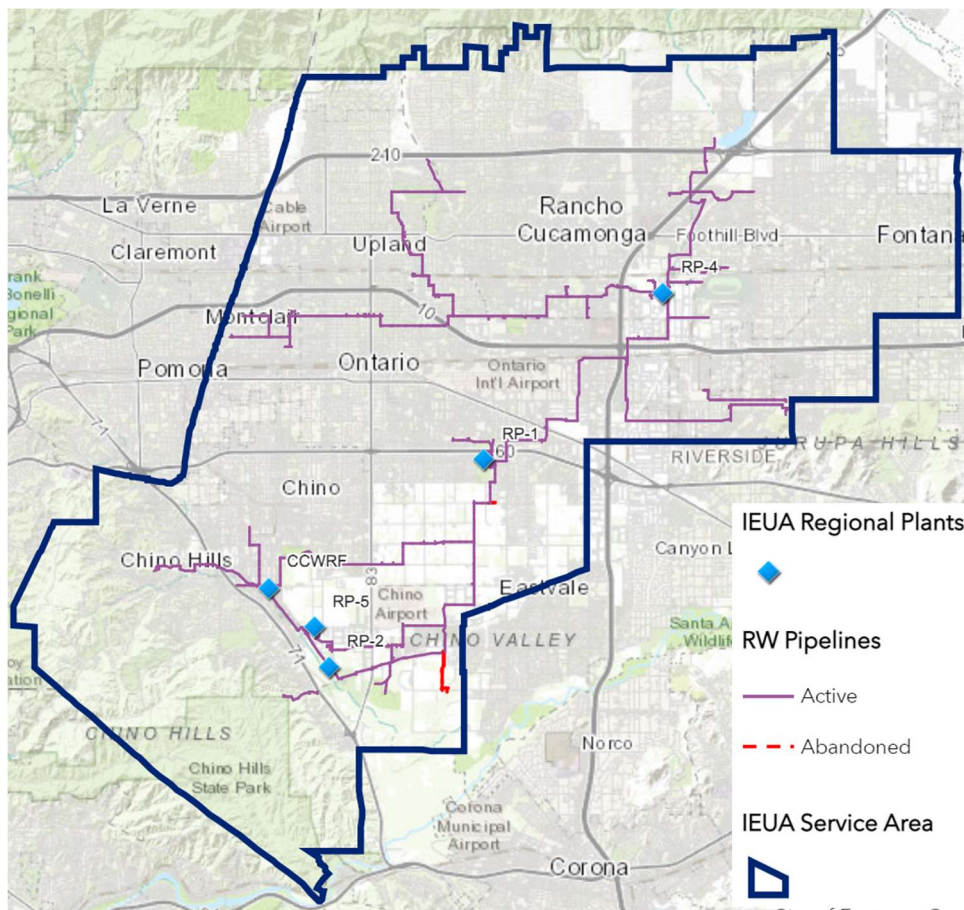


Figure 6 – Regional Recycled Water Distribution System

## **Water Resources (WW) Fund**

Projects in the WW Fund are associated with the management and distribution of imported water supplies, development and implementation of regional water use efficiency initiatives, water resources planning efforts, and support for regional water supply programs including recycled water, groundwater recharge, and stormwater management. Most projects in the WW fund are O&M by nature, which can be found listed in Appendix C. The only capital project included in the TYCIP is associated with the Chino Basin Program evaluation. Total proposed spending over the ten-year window is \$5,960,100.

## SECTION 4: TEN YEAR CAPITAL IMPROVEMENT PROJECT LIST

### Ten Year Capital Improvement Project List Summary

The TYCIP contains capital projects which were identified by IEUA staff and include expansion projects to provide additional treatment capacity to meet future growth. Drivers used to determine the timeframe and necessity of projects include regulatory and permitting requirements, wastewater flow projections, asset age, performance, efficiency, and grant or funding availability. Over the next ten years IEUA is planning \$1,616.7 million in capital improvement projects. This is a 16.6% increase from the FY 2023/24 TYCIP total of \$1,386.58 million. The change in spending can be partially attributed towards the inclusion of the construction activities in the latter portion of the TYCIP of an advanced water purification facility, the expansion of the recycled water program via injection wells and new interconnections, and the construction completion of the RP-5 Expansion to 30 MGD and RP-5 Biosolids Facility. Table 2 below provides a by fund comparison between the FY 2023/24 proposed spending from the adopted FY 2023/24 – FY 2032/33 TYCIP and the FY 2024/25 proposed spending from the proposed FY 2024/25 – FY2033/34 TYCIP. The list will be updated regularly as facility needs are reprioritized.

<b>Fund</b>	<b>FY 2023/24 (\$ in Millions)</b>	<b>FY 2024/25 (\$ in Millions)</b>
Administrative Services Fund (GG)	\$4.2	\$10.8
Non-Reclaimable Wastewater Fund (NC)	\$5.2	\$2.9
Regional Capital Improvement Fund (RC)	\$112.4	\$99.6
Regional Operations and Maintenance (RO)	\$33.6	\$29.8
Groundwater Recharge Fund (RW)	\$2.1	\$3.6
Recycled Water Fund (WC)	\$15.6	\$8.9
Water Resources Fund (WW)	\$3.5	\$6.0
<b>TOTAL</b>	<b>\$ 176.6</b>	<b>\$161.6</b>

*\*FY 2023/24 capital spending is from IEUA's adopted budget. FY 2024/25 capital spending is based on the projected TYCIP Project List (Appendix A). All dollars have been rounded.*



## **APPENDIX A: Ten-Year Capital Improvement Project List**

---

Project Number	Project Name	FY 24/25	FY 25/26	FY 26/27	FY 27/28	FY 28/29	FY 29/30	FY 30/31	FY 31/32	FY 32/33	FY 33/34	Total TYCIP FY 2025-2034	Total Project Budget
<b>GG - Administrative Services Fund</b>													
EN21020	Oracle P6 Migration and Web Hosting Serv	\$ 400,000	\$ 102,656									\$ 502,656	\$ 545,500
EN22010	GG Asset Managment Project						\$ 1,000,000	\$ 1,000,000	\$ 1,000,000	\$ 1,000,000	\$ 1,000,000	\$ 5,000,000	\$ 8,050,000
EN23003	Central Plant Cooling Tower Replacement	\$ 1,555,000	\$ 800,000									\$ 2,355,000	\$ 3,000,000
EN23034	Agencywide EV Charging Stations	\$ 828,000										\$ 828,000	\$ 1,100,000
EN23102	RP-1 New Parking Lot		\$ 500,000	\$ 600,000								\$ 1,100,000	\$ 1,248,465
EN24034	Agency Wide Roofing Phase IV at CCWRF		\$ 200,000	\$ 900,000								\$ 1,100,000	\$ 1,300,000
EN25057	CIPO Enhancements FY 24/25	\$ 285,000	\$ 285,000	\$ 285,000	\$ 285,000	\$ 285,000	\$ 285,000	\$ 285,000	\$ 285,000	\$ 285,000	\$ 285,000	\$ 2,850,000	\$ 2,850,000
EN25058	HQ Electric Chargers	\$ 250,000										\$ 250,000	\$ 250,000
EN25059	Security Upgrades	\$ 600,000	\$ 600,000	\$ 600,000	\$ 600,000	\$ 600,000						\$ 3,000,000	\$ 3,000,000
EN26032	HQ Electric Cart Canopy Project		\$ 100,000	\$ 150,000								\$ 250,000	\$ 250,000
FM21005	Structural Agency Wide Roofing Phase II		\$ 250,000	\$ 1,050,000	\$ 250,000	\$ 1,021,000	\$ -	\$ -	\$ -	\$ -	\$ -	\$ 2,571,000	\$ 6,416,308
FM24010	Agency Wide Office Furniture Replacements	\$ 60,000	\$ 60,000	\$ 60,000	\$ 60,000	\$ 60,000	\$ 60,000	\$ 60,000	\$ 60,000	\$ 60,000	\$ 60,000	\$ 600,000	\$ 660,000
FM25005	Agency Wide Vehicle Replacement	\$ 300,000	\$ 160,000	\$ 170,000	\$ 170,000	\$ 180,000	\$ 190,000	\$ 190,000	\$ 190,000	\$ 190,000	\$ 190,000	\$ 1,930,000	\$ 2,500,000
FM25006	Agency Wide HVAC Equipment Replacements	\$ 250,000	\$ 250,000	\$ 250,000	\$ 250,000	\$ 250,000	\$ 250,000	\$ 250,000	\$ 250,000	\$ 250,000	\$ 250,000	\$ 2,500,000	\$ 1,930,000
FM25007	Electric Vehicle Purchase	\$ 150,000	\$ 150,000	\$ 200,000	\$ 200,000	\$ 200,000	\$ 200,000	\$ 250,000	\$ 250,000	\$ 300,000	\$ 250,000	\$ 2,200,000	\$ 2,200,000
FM25008	HQ Workspace Improvements	\$ 2,700,000										\$ 2,700,000	\$ 2,700,000
IS24003	ERP Replacement Phase 1	\$ 1,000,000	\$ 550,000	\$ -	\$ -	\$ -	\$ -	\$ -	\$ -	\$ -	\$ -	\$ 1,550,000	\$ 1,550,000
IS25004	ERP Implementation	\$ 1,000,000	\$ 4,000,000	\$ 5,000,000								\$ 10,000,000	\$ 10,000,000
IS25005	Audio/Video Replacement for Conference Rooms	\$ 150,000										\$ 150,000	\$ 150,000
IS25006	Board Room Upgrades	\$ 250,000										\$ 250,000	\$ 250,000
IS25007	Operational Technology Infrastructure Asset Replacement	\$ 250,000	\$ 262,500	\$ 275,000	\$ 315,000	\$ 340,000	\$ 370,000	\$ 400,000	\$ 430,000	\$ 460,000	\$ 475,000	\$ 3,577,500	\$ 3,578,000
IS25008	Operational Technology Infrastructure New Assets	\$ 100,000	\$ 105,000	\$ 110,000	\$ 130,000	\$ 140,000	\$ 150,000	\$ 160,000	\$ 170,000	\$ 185,000	\$ 195,000	\$ 1,445,000	\$ 1,445,000
IS25009	Wide Area Microwave Radio Replacement	\$ 550,000	\$ 590,000	\$ 640,000	\$ 400,000	\$ 400,000	\$ 400,000	\$ 400,000	\$ 400,000	\$ 400,000	\$ 400,000	\$ 4,580,000	\$ 4,580,000
LB21001	LCMSMS for PFAS and CEC Testing	\$ 72,885	\$ 72,885									\$ 145,770	\$ 600,000
LB23001	Oil and Grease Extractor 2	\$ 100,000	\$ 100,000									\$ 200,000	\$ 400,000
<b>Total</b>		<b>\$ 10,850,885</b>	<b>\$ 9,138,041</b>	<b>\$ 10,290,000</b>	<b>\$ 2,660,000</b>	<b>\$ 3,476,000</b>	<b>\$ 2,955,000</b>	<b>\$ 2,995,000</b>	<b>\$ 3,035,000</b>	<b>\$ 3,130,000</b>	<b>\$ 3,105,000</b>	<b>\$ 51,634,926</b>	<b>\$ 60,553,273</b>
<b>NC - Non-Reclaimable Wastewater Fund</b>													
EN20064	NSNT Sewer Siphon Replacement	\$ 300,000	\$ 500,000									\$ 800,000	\$ 4,572,126
EN22007	NRW Asset Managment Projects						\$ 600,000	\$ 600,000	\$ 600,000	\$ 600,000	\$ 699,000	\$ 3,099,000	\$ 4,700,000
EN22020	Philadelphia Lift Station Pump Upgrades	\$ 500,000	\$ 3,000,000	\$ 2,500,000								\$ 6,000,000	\$ 6,762,142
EN23002	Philadelphia Lift Station Force Main Imp	\$ 750,000	\$ 13,300,000	\$ 6,950,000								\$ 21,000,000	\$ 23,109,407
EN25024	New Non-Reclaimable Waste Project PDR's FY 24/25	\$ 50,000	\$ 50,000	\$ 50,000	\$ 50,000	\$ 50,000	\$ 50,000	\$ 50,000	\$ 50,000	\$ 50,000	\$ 50,000	\$ 500,000	\$ 500,000
EN25026	Non-Reclaimable Waste Manhole FY 24/25	\$ 180,000	\$ 180,000	\$ 180,000	\$ 180,000	\$ 180,000	\$ 180,000	\$ 180,000	\$ 180,000	\$ 180,000	\$ 180,000	\$ 1,800,000	\$ 1,800,000
EN25027	4th Street / North System North Trunk Pipe Repair (BSS)	\$ 130,000	\$ 240,000									\$ 370,000	\$ 370,000
EN25066	Non-Reclaimable Waste Collection System Pipe Rehabilitation	\$ 1,000,000	\$ 1,000,000	\$ -	\$ -	\$ 1,000,000	\$ 1,000,000	\$ 1,000,000	\$ 1,000,000	\$ 1,000,000	\$ 1,000,000	\$ 8,000,000	\$ 8,000,000
EN26002	Vineyard Pipe Repair		\$ 230,000	\$ 430,000								\$ 660,000	\$ 660,000
EN28003	Brine System Siphon Barrel Gate Improvement				\$ 180,000	\$ 330,000						\$ 510,000	\$ 510,000
<b>Total</b>		<b>\$ 2,910,000</b>	<b>\$ 18,500,000</b>	<b>\$ 10,110,000</b>	<b>\$ 410,000</b>	<b>\$ 1,560,000</b>	<b>\$ 1,830,000</b>	<b>\$ 1,830,000</b>	<b>\$ 1,830,000</b>	<b>\$ 1,830,000</b>	<b>\$ 1,929,000</b>	<b>\$ 42,739,000</b>	<b>\$ 50,983,675</b>
<b>RC - Regional Wastewater Capital Improvement Fund</b>													
EN11039	RP-1 Disinfection Pump Improvements	\$ 455,000										\$ 455,000	\$ 12,997,043
EN17006	CCWRF Asset Management and Improvements	\$ 10,000,000	\$ 6,875,000									\$ 16,875,000	\$ 31,750,000
EN18006	RP-1 Flare Improvements	\$ 289,000										\$ 289,000	\$ 9,650,000
EN19001	RP-5 Expansion to 30 mgd	\$ 28,000,000	\$ 7,000,000	\$ 10,000,000								\$ 45,000,000	\$ 245,030,000
EN19006	RP-5 Biosolids Facility	\$ 17,000,000	\$ 2,000,000	\$ 2,000,000								\$ 21,000,000	\$ 218,623,667
EN19025	Regional Force Main Improvements	\$ 500,000										\$ 500,000	\$ 5,727,327
EN21045	Montclair Force Main Improvements	\$ 4,903,000	\$ 4,800,000									\$ 9,703,000	\$ 10,801,406
EN22006	RC Asset Managment						\$ -	\$ -	\$ -	\$ 8,000,000	\$ 8,000,000	\$ 16,000,000	\$ 66,900,000
EN22022	RP-1 Air Compressor Upgrades	\$ 1,500,000	\$ 2,700,000									\$ 4,200,000	\$ 6,927,944
EN22039	RP-4 SCADA Performance Improvement	\$ 300,000	\$ 350,000	\$ 270,000								\$ 920,000	\$ 1,012,000
EN22044	RP-1 Thickening Building & Acid Phase Di	\$ 20,000,000	\$ 65,000,000	\$ 55,000,000	\$ 5,500,000							\$ 145,500,000	\$ 160,565,672
EN23025	Agency Power Monitoring		\$ 499,457									\$ 499,457	\$ 530,000
EN24001	RP-1 Liquid Treatment Capacity Recovery					\$ 3,000,000	\$ 12,000,000	\$ 15,000,000	\$ 15,000,000	\$ 35,000,000	\$ 50,000,000	\$ 130,000,000	\$ 182,050,000
EN24002	RP-1 Solids Treatment Expansion	\$ 500,000	\$ 4,000,000	\$ 4,000,000	\$ 10,000,000	\$ 20,000,000	\$ 8,249,000	\$ -				\$ 46,749,000	\$ 48,050,000
EN24022	IEUA SCADA Master Plan	\$ 750,000										\$ 750,000	\$ 750,000
EN24027	Fall Protection and Prevention Solutions at specified wastewater locations	\$ 996,000	\$ 2,000,000	\$ 2,000,000	\$ 2,000,000	\$ 500,000						\$ 7,496,000	\$ 9,600,000
EN24028	RP-1 Utility Water Piping Asset Management Phase I		\$ 120,000	\$ 1,500,000	\$ 700,000							\$ 2,320,000	\$ 2,500,000
EN24030	Headquarter B additional Office Space	\$ 90,000										\$ 90,000	\$ 300,000
EN24031	RP-4 Manhole Surcharge Remediation	\$ 600,000										\$ 600,000	\$ 800,000
EN24052	Sewer Improvements at Union Pacific Crossings	\$ 3,885,000	\$ 15,000									\$ 3,900,000	\$ 3,978,562
EN25025	REEP Return to Service Capital	\$ 2,800,000	\$ 4,300,000	\$ 500,000								\$ 7,600,000	\$ 7,600,000
EN25041	Collection System Upgrades FY 24/25	\$ 500,000	\$ 500,000	\$ 500,000	\$ 500,000	\$ 500,000	\$ 500,000	\$ 500,000	\$ 500,000	\$ 500,000	\$ 500,000	\$ 5,000,000	\$ 5,000,000
EN25042	Regional Capital PDR FY 24/25	\$ 300,000	\$ 300,000	\$ 300,000	\$ 300,000	\$ 300,000	\$ 300,000	\$ 300,000	\$ 300,000	\$ 300,000	\$ 300,000	\$ 3,000,000	\$ 3,000,000
EN25064	Agency Wide Remote Vibration Project	\$ 200,000	\$ 150,000	\$ 150,000								\$ 500,000	\$ 500,000
EN25067	Caltrans IEUA Collections Sewer I-10 Relocation	\$ 75,000	\$ 130,000	\$ 1,580,000	\$ 200,000							\$ 1,985,000	\$ 1,985,000

Project Number	Project Name	FY 24/25	FY 25/26	FY 26/27	FY 27/28	FY 28/29	FY 29/30	FY 30/31	FY 31/32	FY 32/33	FY 33/34	Total TYCIP FY 2025-2034	Total Project Budget
EN25069	CCWRF Process Improvements Phase II	\$ 200,000	\$ 325,000	\$ 400,000	\$ 1,500,000	\$ 5,750,000	\$ 3,250,000					\$ 11,425,000	\$ 11,425,000
EN25070	Development and Early Design - Compliance for Wastewater Facilities	\$ 4,500,000	\$ 13,700,000	\$ 12,000,000	\$ 15,000,000	\$ -	\$ -	\$ -	\$ -	\$ -		\$ 45,200,000	\$ 45,200,000
EN25071	San Bernardino Lift Station Containment	\$ 150,000	\$ 250,000									\$ 400,000	\$ 400,000
EN26003	Regional System Siphon Barrel Gate Improvements		\$ 325,000	\$ 610,000								\$ 935,000	\$ 935,000
EN26008	RP-1 Centrate Line Struvite Prevention		\$ 250,000	\$ 500,000								\$ 750,000	\$ 750,000
EN26010	RP-4 Process Improvements Phase III		\$ 500,000	\$ 2,000,000	\$ 7,500,000	\$ 1,500,000						\$ 11,500,000	\$ 11,500,000
EN26012	RP-5 Emergency Overflow Pond Lining	\$ -	\$ 1,000,000	\$ -								\$ 1,000,000	\$ 1,000,000
EN26013	RP-5 Low Pressure DG holder	\$ -	\$ 1,000,000	\$ -								\$ 1,000,000	\$ 1,000,000
EN26014	CCWRF Secondary Clarifier Weir Covers		\$ 1,050,000									\$ 1,050,000	\$ 1,050,000
EN27006	Chino Interceptor Diversion Pipe Repair			\$ 500,000	\$ 2,100,000	\$ 500,000						\$ 3,100,000	\$ 3,100,000
EN27007	Montclair Diversion Structure Enhancements			\$ 250,000	\$ 250,000							\$ 500,000	\$ 500,000
EN28002	RP-1 Centrate Treatment				\$ 1,600,000	\$ 3,300,000	\$ 3,300,000					\$ 8,200,000	\$ 8,200,000
EN28005	Cucamonga Interceptor Pipe Repair				\$ 400,000	\$ 750,000						\$ 1,150,000	\$ 1,150,000
EN28006	RP-2 Decommissioning	\$ -	\$ -	\$ -	\$ 500,000	\$ 1,000,000	\$ 1,500,000	\$ 1,500,000	\$ 4,500,000	\$ 8,000,000	\$ 8,000,000	\$ 25,000,000	\$ 25,000,000
EN28007	Advanced Water Purification Facility				\$ 12,000,000	\$ 20,000,000	\$ 63,000,000	\$ 65,000,000	\$ 63,000,000			\$ 223,000,000	\$ 223,000,000
EN28008	RP-5 O&M Building				\$ 3,000,000	\$ 20,000,000	\$ 20,000,000	\$ 5,000,000				\$ 48,000,000	\$ 48,000,000
EN29008	RP-1 Equalization Basin #1 Access Ramp					\$ 35,000	\$ 106,500	\$ 300,000				\$ 441,500	\$ 441,500
EN29009	RP-1 Operations and Maintenance Building Rehabilitation/Modernization					\$ 50,000	\$ 450,000	\$ 1,000,000	\$ 8,000,000	\$ 7,000,000		\$ 16,500,000	\$ 16,500,000
EN30025	RP-1 Dump Station						\$ 750,000	\$ 1,100,000				\$ 1,850,000	\$ 1,850,000
EN31001	Freeway Trunk Pipe Repair							\$ 1,000,000	\$ 4,000,000	\$ 4,000,000	\$ 4,000,000	\$ 13,000,000	\$ 13,000,000
EN31002	Riverside Drive Trunk Pipe Repair							\$ 1,000,000	\$ 1,850,000	\$ 1,400,000		\$ 4,250,000	\$ 4,250,000
FM25012	New Guard Shack at RP-1	\$ 200,000										\$ 200,000	\$ 200,000
FM25014	RP-4 Scissor Lift	\$ 70,000										\$ 70,000	\$ 70,000
IS22006	SCADA Network Infrastructure Replacement	\$ 300,000	\$ 300,000	\$ 300,000	\$ 300,000	\$ 300,000	\$ 300,000	\$ 300,000	\$ 300,000	\$ 300,000	\$ 300,000	\$ 3,000,000	\$ 4,300,000
IS25010	Operation Technology Infrastructure for New Assets	\$ 105,000	\$ 105,000	\$ 105,000	\$ 105,000	\$ 105,000	\$ 105,000	\$ 105,000	\$ 105,000	\$ 105,000	\$ 105,000	\$ 1,050,000	\$ 1,050,000
IS25011	SCADA Infrastructure Asset Replacement	\$ 450,000	\$ 450,000	\$ 450,000	\$ 450,000	\$ 450,000	\$ 450,000	\$ 450,000	\$ 450,000	\$ 450,000	\$ 450,000	\$ 4,500,000	\$ 4,500,000
PL17002	HQ Solar Photovoltaic Power Plants Ph. 2			\$ 300,000	\$ 1,100,000							\$ 1,400,000	\$ 1,400,000
PL19001	Purchase Existing Solar Installation			\$ 3,500,000								\$ 3,500,000	\$ 7,500,000
<b>Total</b>		<b>\$ 99,618,000</b>	<b>\$ 119,994,457</b>	<b>\$ 98,715,000</b>	<b>\$ 65,005,000</b>	<b>\$ 78,040,000</b>	<b>\$ 114,260,500</b>	<b>\$ 92,555,000</b>	<b>\$ 98,005,000</b>	<b>\$ 65,055,000</b>	<b>\$ 71,655,000</b>	<b>\$ 902,902,957</b>	<b>\$ 1,473,900,120</b>
<b>RO - Regional Wastewater Operations and Maintenance Fund</b>													
AM23001	Old VFD Replacement (Wastewater)	\$ 1,100,000										\$ 1,100,000	\$ 4,800,000
EN13016	SCADA Enterprise System	\$ 6,295,000	\$ 6,000,000									\$ 12,295,000	\$ 38,000,000
EN17042	Digester 6 and 7 Roof Repairs	\$ 2,200,000										\$ 2,200,000	\$ 12,450,161
EN18025	RP-1 Secondary System Rehabilitation	\$ 500,000	\$ 2,000,000	\$ 7,000,000	\$ 2,000,000							\$ 11,500,000	\$ 11,500,000
EN19009	RP-1 Energy Recovery	\$ 1,000,000	\$ 500,000									\$ 1,500,000	\$ 4,325,000
EN20044	RP-1 Plant 3 Primary Cover Replacement		\$ 400,000									\$ 400,000	\$ 600,000
EN20045	RP-1 TP-1 Level Sensor Replacement		\$ 500,000									\$ 500,000	\$ 543,521
EN20051	RP-1 MCB and Old Lab Building Rehab	\$ 1,404,000	\$ 860,000									\$ 2,264,000	\$ 2,750,058
EN20057	RP-4 Process Improvements Phase II	\$ 2,200,000	\$ 4,300,000	\$ 2,800,000								\$ 9,300,000	\$ 10,321,000
EN21053	RP-1 Old Effluent Structure Rehabilitation	\$ 450,000	\$ 1,450,000									\$ 1,900,000	\$ 2,600,000
EN21056	RP-1 Evaporative Cooling for Aeration BI	\$ 1,311,000										\$ 1,311,000	\$ 1,871,732
EN22027	RP-1 Repurpose Lab	\$ 1,500,000	\$ 754,000									\$ 2,254,000	\$ 2,661,081
EN22031	RP-1 Intermediate Pump Station Electrica	\$ 500,000	\$ 3,000,000	\$ 3,000,000								\$ 6,500,000	\$ 9,237,147
EN23000	RP1 Device Net Replacement	\$ 1,000,000	\$ 1,000,000									\$ 2,000,000	\$ 4,246,416
EN23004	CCWRF Aeration Basins 1-6 Drain Valves	\$ 766,000	\$ 250,000	\$ 600,000	\$ 185,000							\$ 1,801,000	\$ 2,059,000
EN23024	RP-1 TP-1 Stormwater Drainage Upgrades	\$ 57,000	\$ 300,000	\$ 904,500	\$ 6,416							\$ 1,267,916	\$ 1,394,353
EN23035	CCWRF RAS Header Replacement	\$ 250,000										\$ 250,000	\$ 628,307
EN23036	San Bernardino Ave LS Reliability Improv	\$ 500,000	\$ 2,300,000									\$ 2,800,000	\$ 3,259,752
EN23038	CWRF HVAC System Upgrade	\$ 250,000										\$ 250,000	\$ 416,428
EN23074	CCWRF Influent Box Rehab at the Primary	\$ 480,000										\$ 480,000	\$ 910,000
EN23111	RP1 Headworks Bar Screen System Improvem	\$ 900,000										\$ 900,000	\$ 3,905,000
EN23114	RP1 Instrumentation and Control Enhancem		\$ 200,000	\$ 1,000,000								\$ 1,200,000	\$ 1,369,876
EN24020	RP-1 Dewatering Centrate Pumps	\$ 1,550,000										\$ 1,550,000	\$ 2,894,353
EN24023	RP3 Regional Sewer Diversion Structure Rehab	\$ 635,000										\$ 635,000	\$ 800,000
EN24029	RP-1 Tertiary Asset Manager Phase I		\$ 500,000	\$ 2,500,000	\$ 989,000							\$ 3,989,000	\$ 4,000,000
EN24032	RP-1 Primary Clarifier #1 and #10 Rehabilitation	\$ 1,210,000	\$ 1,000,000									\$ 2,210,000	\$ 2,700,000
EN24033	Annular Seals			\$ 1,000,000								\$ 1,000,000	\$ 1,380,000
EN24059	Chino Hills Trunk-014 Sewer Siphon CIPP Repair	\$ 1,000,000	\$ 150,000	\$ -	\$ -	\$ -	\$ -	\$ -	\$ -	\$ -	\$ -	\$ 1,150,000	\$ 1,297,518
EN25002	SSI Aeration Disk Replacement		\$ 100,000	\$ 550,000	\$ 200,000	\$ 1,200,000		\$ 250,000	\$ 1,200,000		\$ -	\$ 3,500,000	\$ 3,500,000
EN25006	CCWRF Primary Clarifier Coating	\$ 140,000	\$ 1,260,000									\$ 1,400,000	\$ 1,400,000
EN25010	RSS - Collection System Pipe Rehabilitation and Lining	\$ -				\$ 1,000,000	\$ 1,000,000	\$ 1,000,000	\$ 1,000,000	\$ 1,000,000	\$ 1,000,000	\$ 6,000,000	\$ 6,000,000
EN25020	RP-1 Digester Cleaning Lagoon (DCL) Lini								\$ 100,000	\$ 600,000		\$ 700,000	\$ 700,000
EN25044	Asset Management Software	\$ 200,000	\$ 500,000	\$ 50,000								\$ 750,000	\$ 750,000
EN25045	CCWRF Electrical Improvements	\$ 500,000	\$ 750,000	\$ 2,725,000	\$ 2,725,000							\$ 6,700,000	\$ 6,700,000
EN25046	Regional Operation Project PDR's FY 24/25	\$ 200,000	\$ 200,000	\$ 200,000	\$ 200,000	\$ 200,000	\$ 200,000	\$ 200,000	\$ 200,000	\$ 200,000	\$ 200,000	\$ 2,000,000	\$ 2,000,000

Project Number	Project Name	FY 24/25	FY 25/26	FY 26/27	FY 27/28	FY 28/29	FY 29/30	FY 30/31	FY 31/32	FY 32/33	FY 33/34	Total TYCIP FY 2025-2034	Total Project Budget
EN26004	Agency Wide VFD Upgrades (Wastewater) FY25/26	\$ -	\$ 960,000	\$ 960,000	\$ 960,000	\$ 960,000	\$ 960,000	\$ 960,000	\$ 960,000	\$ 960,000	\$ 960,000	\$ 8,640,000	\$ 8,640,000
EN26005	RP-1 Plant Air Expansion Tank Replacement		\$ 250,000									\$ 250,000	\$ 250,000
EN29003	Replace Aeration Basin Influent / RAS, Step feed Gates		\$ 3,800,000									\$ 3,800,000	\$ 4,100,000
EN29006	RP-1 Dewatering Silos Levelers Relocation					\$ 500,000	\$ 1,400,000					\$ 1,900,000	\$ 1,900,000
EN30002	CCWRF Outfall Discharge Structure and Culvert Rehab		\$ 520,000									\$ 520,000	\$ 700,000
EN30003	Regional Operation Asset Management						\$ 1,000,000	\$ 1,000,000	\$ 1,000,000	\$ 1,000,000	\$ 1,000,000	\$ 5,000,000	\$ 5,000,000
EP24001	Agency Wide Major Facilities O&M Repair/Replacement	\$ 1,000,000	\$ 1,000,000	\$ 1,000,000	\$ 1,000,000	\$ 1,000,000	\$ 1,000,000	\$ 1,000,000	\$ 1,000,000	\$ 1,000,000	\$ 1,000,000	\$ 9,000,000	\$ 9,908,000
IS20007	Control System Ent Historian Enhancement	\$ 741,725	\$ -	\$ -	\$ -	\$ -	\$ -	\$ -	\$ -	\$ -	\$ -	\$ 741,725	\$ 1,000,000
IS28001	Operational AI and Machine Learning		\$ -	\$ -	\$ -	\$ 300,000	\$ 300,000					\$ 600,000	\$ 600,000
<b>Total</b>		<b>\$ 29,839,725</b>	<b>\$ 34,804,000</b>	<b>\$ 24,289,500</b>	<b>\$ 8,265,416</b>	<b>\$ 5,160,000</b>	<b>\$ 5,860,000</b>	<b>\$ 4,410,000</b>	<b>\$ 5,460,000</b>	<b>\$ 4,760,000</b>	<b>\$ 3,160,000</b>	<b>\$ 126,008,641</b>	<b>\$ 186,068,703</b>
<b>RW - Groundwater Recharge Fund</b>													
EN22008	GWR Asset Management Project						\$ 1,000,000	\$ 1,000,000	\$ 1,000,000	\$ 700,000	\$ 1,000,000	\$ 4,700,000	\$ 4,718,896
EN22049	GWR-RW OIT Upgrades		\$ 50,000	\$ 50,000								\$ 100,000	\$ 150,000
EN22050	GWR Basin PLC Upgrades		\$ 500,000	\$ 500,000								\$ 1,000,000	\$ 1,000,000
EN23113	RW/GWR Safety Work Improvements For Basi	\$ 742,865	\$ 15,000									\$ 757,865	\$ 1,020,000
IS22005	RW / GWR SCADA Infrastructure Replacemen	\$ 40,000	\$ 43,200	\$ 46,656	\$ 50,388	\$ 54,420	\$ 58,773	\$ 63,475	\$ 68,553	\$ 74,037		\$ 499,502	\$ 600,000
RW15003	Recharge Master Plan Update	\$ 2,832,266	\$ 3,800,000	\$ -								\$ 6,632,266	\$ 31,536,000
<b>Total</b>		<b>\$ 3,615,131</b>	<b>\$ 4,408,200</b>	<b>\$ 596,656</b>	<b>\$ 50,388</b>	<b>\$ 54,420</b>	<b>\$ 1,058,773</b>	<b>\$ 1,063,475</b>	<b>\$ 1,068,553</b>	<b>\$ 774,037</b>	<b>\$ 1,000,000</b>	<b>\$ 13,689,633</b>	<b>\$ 39,024,896</b>
<b>WC - Recycled Water Fund</b>													
AM23002	Old VFD Replacement (Recycled Water)	\$ 660,000										\$ 660,000	\$ 4,800,000
EN15002	1158 Reservoir Site Cleanup	\$ 500,000										\$ 500,000	\$ 1,215,000
EN16065	RW Connections to JCSD	\$ -	\$ -	\$ -	\$ 3,000,000	\$ 6,000,000	\$ 6,000,000	\$ 6,000,000	\$ -			\$ 21,000,000	\$ 42,980,905
EN21041	RP-4 Chlorine Contact Basin Cover Repair	\$ 100,000	\$ 4,008,900									\$ 4,108,900	\$ 5,543,778
EN22009	WC Asset Managment Project						\$ -	\$ -	\$ -	\$ 9,000,000	\$ 9,000,000	\$ 18,000,000	\$ 54,100,000
EN23037	Etiwanda Interceptor Grade Break RW Rel	\$ -	\$ 500,000	\$ -	\$ -							\$ 500,000	\$ 4,300,000
EN23067	Hickory Basin Replacement Monitoring Wei	\$ 1,176,000										\$ 1,176,000	\$ 1,853,100
EN23119	RW SCADA Migration	\$ 800,000	\$ 2,510,000	\$ 990,000								\$ 4,300,000	\$ 4,815,240
EN23121	1299 Reservoir Paint/Coating Repairs and	\$ 19,500										\$ 19,500	\$ 2,000,000
EN23123	RP-4 Outfall Valve Replacement and Blow	\$ 1,780,000										\$ 1,780,000	\$ 3,387,886
EN23124	1630 East Pump Station VFD Installation	\$ 75,000										\$ 75,000	\$ 750,000
EN24005	1630 West Reservoir Paint/Coating Repair				\$ 50,000	\$ 1,500,000						\$ 1,550,000	\$ 1,550,000
EN24006	930 Reservoir Paint/Coating Repairs and				\$ 50,000				\$ 2,000,000			\$ 2,050,000	\$ 2,050,000
EN24007	1299 RW PS Rehab	\$ 600,000	\$ 2,000,000	\$ 5,000,000								\$ 7,600,000	\$ 8,800,000
EN24008	930 RW Pipeline Blow Off Upgrade		\$ 150,000	\$ 800,000	\$ 347,000							\$ 1,297,000	\$ 1,300,000
EN24055	RP3 Diversion Structure Height Extension	\$ 28,500										\$ 28,500	\$ 75,000
EN25003	Install 2 RW Isolation Valves at Edison Avenue Pipeline	\$ 50,000	\$ 350,000	\$ -	\$ -							\$ 400,000	\$ 400,000
EN25022	Development and Early Design - Compliance for Recycled Water Facilities	\$ 3,000,000	\$ 10,000,000	\$ 10,000,000	\$ -	\$ -	\$ -	\$ -	\$ -	\$ -		\$ 23,000,000	\$ 23,000,000
EN25023	New Recycled Water Project PDR's FY 24/25	\$ 100,000	\$ 100,000	\$ 100,000	\$ 100,000	\$ 100,000	\$ 100,000	\$ 100,000	\$ 100,000	\$ 100,000	\$ 100,000	\$ 1,000,000	\$ 1,000,000
EN26001	Agency Wide VFD Upgrades (Recycled Water) FY25/26	\$ -	\$ 960,000	\$ 960,000	\$ 960,000	\$ 960,000	\$ 960,000	\$ 960,000	\$ 960,000	\$ 960,000	\$ 960,000	\$ 8,640,000	\$ 8,640,000
EN28004	Advanced Purified Water Conveyance	\$ -	\$ -	\$ -	\$ 500,000	\$ 3,500,000	\$ 20,000,000	\$ 30,000,000	\$ 19,000,000	\$ -		\$ 73,000,000	\$ 73,000,000
IS26001	Recycled Water SCADA Infrastructure Replacement		\$ 42,000	\$ 42,000	\$ 42,000							\$ 126,000	\$ 126,000
WR23001	Injection Facilities	\$ -	\$ -	\$ -	\$ 25,000,000	\$ 38,000,000	\$ 50,000,000	\$ 35,000,000	\$ 30,000,000	\$ -		\$ 178,000,000	\$ 188,000,000
WR23002	RW Interconnection to the City of Rialto	\$ -	\$ -	\$ -	\$ 24,000,000	\$ 20,000,000	\$ 30,000,000	\$ 25,000,000	\$ 26,000,000			\$ 125,000,000	\$ 125,692,000
<b>Total</b>		<b>\$ 8,889,000</b>	<b>\$ 20,620,900</b>	<b>\$ 17,892,000</b>	<b>\$ 54,049,000</b>	<b>\$ 70,060,000</b>	<b>\$ 107,060,000</b>	<b>\$ 97,060,000</b>	<b>\$ 78,060,000</b>	<b>\$ 10,060,000</b>	<b>\$ 10,060,000</b>	<b>\$ 473,810,900</b>	<b>\$ 559,378,909</b>
<b>WW - Water Resources</b>													
PL19005	Chino Basin Program	\$ 5,960,100						\$ -	\$ -	\$ -	\$ -	\$ 5,960,100	\$ 23,919,000
<b>Total</b>		<b>\$ 5,960,100</b>	<b>\$ -</b>	<b>\$ -</b>	<b>\$ -</b>	<b>\$ -</b>	<b>\$ -</b>	<b>\$ -</b>	<b>\$ -</b>	<b>\$ -</b>	<b>\$ -</b>	<b>\$ 5,960,100</b>	<b>\$ 23,919,000</b>



## **APPENDIX B: Grant Dependent Capital Projects**

---

Project Number	Project Name	FY 24/25	FY 25/26	FY 26/27	FY 27/28	FY 28/29	FY 29/30	FY 30/31	FY 31/32	FY 32/33	FY 33/34	Total TYCIP FY 2025-2034
<b>WW - Water Resources</b>												
WR24001	CBP Extraction Facilities	\$ 3,000,000	\$ 5,000,000	\$ 15,000,000	\$ 40,000,000	\$ 75,000,000	\$ 75,000,000	\$ 57,000,000				\$ 270,000,000
WR26001	CBP RW Interconnection to MWD - Rialto Pipeline				\$ 600,000	\$ 2,400,000	\$ 5,000,000	\$ 5,000,000				\$ 13,000,000
<b>Total</b>		<b>\$ 3,000,000</b>	<b>\$ 5,000,000</b>	<b>\$ 15,000,000</b>	<b>\$ 40,600,000</b>	<b>\$ 77,400,000</b>	<b>\$ 80,000,000</b>	<b>\$ 62,000,000</b>	<b>\$ -</b>	<b>\$ -</b>	<b>\$ -</b>	<b>\$ 283,000,000</b>

*\*Grant-dependent projects are not included in the TYCIP totals as required agreements & funding have not been finalized to ensure project continuation.*

## **APPENDIX C: Ten-Year Operations & Maintenance Project List**

---

Project Number	Project Name	FY 24/25	FY 25/26	FY 26/27	FY 27/28	FY 28/29	FY 29/30	FY 30/31	FY 31/32	FY 32/33	FY 33/34	Total TYCIP FY 2025-2034	Total Project Budget
<b>GG - Administrative Services Fund</b>													
AM24001	IEUA Asset Management Plan - Provide Consulting	\$ 200,000										\$ 200,000	\$ 290,000
EN24056	PLA Informational Consulting Services	\$ 75,000	\$ 125,000	\$ -	\$ -	\$ -	\$ -	\$ -	\$ -	\$ -	\$ -	\$ 200,000	\$ 75,000
EN25060	Headquarters Roof Reconfiguration	\$ 400,000										\$ 400,000	\$ 400,000
EN25061	HQ Interior Rehabilitation	\$ 300,000										\$ 300,000	\$ 300,000
EN25062	Magnolia Channel Restoration	\$ 100,000	\$ 100,000	\$ 100,000	\$ 100,000	\$ 100,000	\$ 100,000	\$ 100,000	\$ 100,000	\$ 100,000	\$ 100,000	\$ 1,000,000	\$ 100,000
EN26007	IEUA Asset Management Plan Updates		\$ 200,000	\$ 200,000	\$ 200,000	\$ 200,000	\$ 200,000	\$ 200,000	\$ 200,000	\$ 200,000	\$ 200,000	\$ 1,800,000	\$ -
FM25009	Access Gate Controls	\$ 250,000										\$ 250,000	\$ 250,000
FM25010	RP-1 Office Furniture	\$ 250,000										\$ 250,000	\$ 250,000
FM25013	Agency Wide Appliance Replacement	\$ 20,000	\$ 20,000	\$ 20,000	\$ 20,000	\$ 20,000	\$ 20,000	\$ 20,000	\$ 20,000	\$ 20,000	\$ 20,000	\$ 200,000	\$ 20,000
<b>Total</b>		<b>\$ 1,595,000</b>	<b>\$ 445,000</b>	<b>\$ 320,000</b>	<b>\$ 320,000</b>	<b>\$ 320,000</b>	<b>\$ 320,000</b>	<b>\$ 320,000</b>	<b>\$ 320,000</b>	<b>\$ 320,000</b>	<b>\$ 320,000</b>	<b>\$ 4,600,000</b>	<b>\$ 1,685,000</b>
<b>NC - Non-Reclaimable Wastewater Fund</b>													
EN25016	NRWS Emergency O&M Projects FY 24/25	\$ 50,000										\$ 50,000	\$ 150,000
EN25035	Non-Reclaimable Waste Condition Assessments	\$ 50,000	\$ 50,000	\$ 50,000	\$ 50,000	\$ 50,000	\$ 50,000	\$ 50,000	\$ 50,000	\$ 50,000	\$ 50,000	\$ 500,000	\$ 50,000
EN25036	Non-Reclaimable Waste Connections	\$ 130,000	\$ 130,000	\$ 130,000	\$ 130,000	\$ 130,000	\$ 130,000	\$ 130,000	\$ 130,000	\$ 130,000	\$ 130,000	\$ 1,300,000	\$ 130,000
EN25037	Non-Reclaimable Waste Modeling	\$ 53,000										\$ 53,000	\$ 53,000
EN25038	Non-Reclaimable Waste On Call Small Projects FY 24/25	\$ 50,000	\$ 50,000	\$ 50,000	\$ 50,000	\$ 50,000	\$ 50,000	\$ 50,000	\$ 50,000	\$ 50,000	\$ 50,000	\$ 500,000	\$ 50,000
EN26015	EWL Abandonment Project		\$ 500,000	\$ 1,500,000	\$ 500,000							\$ 2,500,000	\$ -
EN26016	NRWS Emergency O&M Projects FY 25/26	\$ -	\$ 50,000	\$ 50,000	\$ 50,000	\$ 50,000	\$ 50,000	\$ 50,000	\$ 50,000	\$ 50,000	\$ 50,000	\$ 450,000	\$ -
PL21002	NRWS Rate Study	\$ 50,000										\$ 50,000	\$ 416,000
<b>Total</b>		<b>\$ 383,000</b>	<b>\$ 780,000</b>	<b>\$ 1,780,000</b>	<b>\$ 780,000</b>	<b>\$ 280,000</b>	<b>\$ 280,000</b>	<b>\$ 280,000</b>	<b>\$ 280,000</b>	<b>\$ 280,000</b>	<b>\$ 280,000</b>	<b>\$ 5,403,000</b>	<b>\$ 849,000</b>
<b>RC - Regional Wastewater Capital Improvement Fund</b>													
EN17006.99	CCWRF Asset Management and Improvements	\$ 30,000	\$ 30,000									\$ 60,000	\$ 30,000
EN19001.98	RP-5 Expansion to 30 mgd	\$ 60,000	\$ 60,000	\$ 60,000								\$ 180,000	\$ 60,000
EN19006.98	RP-5 Biosolids Facility	\$ 60,000	\$ 60,000	\$ 60,000								\$ 180,000	\$ 60,000
EN22044.99	RP-1 Thickening Building & Acid Phase Digester	\$ 30,000	\$ 30,000	\$ 30,000	\$ 30,000							\$ 120,000	\$ 30,000
EN25047	Regional Capital Connections	\$ 160,000	\$ 160,000	\$ 160,000	\$ 160,000	\$ 160,000	\$ 160,000	\$ 160,000	\$ 160,000	\$ 160,000	\$ 160,000	\$ 1,600,000	\$ 160,000
<b>Total</b>		<b>\$ 340,000</b>	<b>\$ 340,000</b>	<b>\$ 310,000</b>	<b>\$ 190,000</b>	<b>\$ 160,000</b>	<b>\$ 160,000</b>	<b>\$ 160,000</b>	<b>\$ 160,000</b>	<b>\$ 160,000</b>	<b>\$ 160,000</b>	<b>\$ 2,140,000</b>	<b>\$ 340,000</b>
<b>RO - Regional Wastewater Operations and Maintenance Fund</b>													
AM24010	Agency Wide O&M Manual Update	\$ 1,000,000	\$ 1,000,000	\$ 1,000,000								\$ 3,000,000	\$ 2,100,000
EN16021	TCE Plume Cleanup	\$ 514,000										\$ 514,000	\$ 31,639,618
EN22024	Asset Management Cleaning Services		\$ 500,000	\$ 2,000,000	\$ 1,000,000	\$ 2,000,000	\$ 3,000,000	\$ 1,000,000	\$ 3,000,000	\$ 3,000,000	\$ 2,992,500	\$ 18,492,500	\$ 7,500
EN23021	Agency Wide Infiltration and Inflow Study	\$ 200,000	\$ 200,000	\$ 150,000								\$ 550,000	\$ 250,000
EN23066	Preserve Lift Station Improvements	\$ 717,000										\$ 717,000	\$ 1,050,000
EN24024	CCWRF Filter Effluent Structure/Piping(Renamed the project to "CCWRF Subsidence Monitoring")					\$ 50,000	\$ 300,000	\$ 350,000				\$ 700,000	\$ 70
EN25005	MLR Pump Station Condition Assessment and Repair	\$ 100,000	\$ 130,000									\$ 230,000	\$ 100,000
EN25007	CCWRF Primary Dewatering Wetwell Inlet Valves	\$ 30,000	\$ 230,000									\$ 260,000	\$ 30,000
EN25008	PE/RAS/MLR Concrete Structure Condition Assessment and Repair	\$ 100,000	\$ 290,000									\$ 390,000	\$ 100,000
EN25009	CCWRF Primary Scum Wetwell Inlet Valves	\$ 100,000	\$ 145,000									\$ 245,000	\$ 100,000
EN25019	RO Emergency O&M Projects FY 24/25	\$ 300,000										\$ 300,000	\$ 500,000
EN25048	Agency Wide Asset Hierarchy and Criticality Assessment	\$ 350,000	\$ 350,000									\$ 700,000	\$ 350,000
EN25049	Condition Assessment Planning Development and Documentation	\$ 200,000	\$ 200,000	\$ 200,000	\$ 200,000	\$ 200,000	\$ 200,000	\$ 200,000	\$ 200,000	\$ 200,000	\$ 200,000	\$ 2,000,000	\$ 200,000
EN25050	Maintenance and Reliability Consulting Services	\$ 300,000	\$ 300,000	\$ 250,000	\$ 250,000	\$ 250,000	\$ 250,000	\$ 250,000	\$ 250,000	\$ 250,000	\$ 250,000	\$ 2,600,000	\$ 300,000
EN25051	Regional Operation Condition Assessments	\$ 150,000	\$ 150,000	\$ 150,000	\$ 150,000	\$ 150,000	\$ 150,000	\$ 150,000	\$ 150,000	\$ 150,000	\$ 150,000	\$ 1,500,000	\$ 150,000
EN25052	Regional Operation Safety On-Call O&M Projects FY 24/25	\$ 250,000	\$ 250,000	\$ 250,000	\$ 250,000	\$ 250,000	\$ 250,000	\$ 250,000	\$ 250,000	\$ 250,000	\$ 250,000	\$ 2,500,000	\$ 250,000
EN25053	Regional Operation Small On-Call O&M Projects FY 24/25	\$ 500,000	\$ 500,000	\$ 500,000	\$ 500,000	\$ 500,000	\$ 500,000	\$ 500,000	\$ 500,000	\$ 500,000	\$ 500,000	\$ 5,000,000	\$ 500,000
EN25054	Regional Operation Technical Support Projects	\$ 250,000	\$ 250,000	\$ 250,000	\$ 250,000	\$ 250,000	\$ 250,000	\$ 250,000	\$ 250,000	\$ 250,000	\$ 250,000	\$ 2,500,000	\$ 250,000
EN25055	Regional Sewer Hydraulic Modeling FY 24/25	\$ 80,000	\$ 40,000	\$ 40,000	\$ 40,000	\$ 40,000	\$ 40,000	\$ 40,000	\$ 40,000	\$ 40,000	\$ 40,000	\$ 440,000	\$ 80,000
EN25056	RP-1 Admin Building Entrways	\$ 150,000										\$ 150,000	\$ 150,000
EN25063	Agency Wide Air Relief Valves	\$ 300,000										\$ 300,000	\$ 300,000
EN25065	Caltrans IEUA Collections Pad Construction	\$ 140,000										\$ 140,000	\$ 140,000
EN25068	CCWRF Fire Hydrant Valves	\$ 150,000	\$ 250,000									\$ 400,000	\$ 400,000
EN26006	RP-1 Plant Air Expansion Tank Rehabilitation		\$ 100,000	\$ 400,000								\$ 500,000	\$ -
EN26009	RP-1 Grit Classifiers Replacement		\$ 250,000	\$ 250,000								\$ 500,000	\$ -
EN26019	RO Emergency O&M Projects FY 25/26		\$ 300,000									\$ 300,000	\$ 200,000
EN27019	Regional Operation Emergency O&M Projects FY 26/27	\$ -	\$ -	\$ 300,000	\$ 300,000	\$ 300,000	\$ 300,000	\$ 300,000	\$ 300,000	\$ 300,000	\$ 300,000	\$ 2,400,000	\$ -
EN30001	CCWRF Filter Inlet and Bypass Gates		\$ 950,000									\$ 950,000	\$ 200,000
FM25002	Agency Wide Painting Services for Bldgs.	\$ 100,000	\$ 100,000	\$ 100,000	\$ 100,000	\$ 100,000	\$ 100,000	\$ 100,000	\$ 100,000	\$ 100,000	\$ 100,000	\$ 1,000,000	\$ 100,000
FM25003	Agency Wide Communal Shower Rehabilitation	\$ 150,000	\$ 350,000									\$ 500,000	\$ 150,000
FM25004	Agency Wide Facilities Rehab & Repairs	\$ 60,000	\$ 60,000	\$ 60,000	\$ 62,000	\$ 64,000	\$ 66,000	\$ 70,000	\$ 70,000	\$ 70,000	\$ 70,000	\$ 652,000	\$ 60,000
FM25011	Recurring Regional Sewer Manhole Procurement	\$ 100,000	\$ 100,000	\$ 100,000	\$ 100,000	\$ 100,000	\$ 100,000	\$ 100,000	\$ 100,000	\$ 100,000	\$ 100,000	\$ 1,000,000	\$ 100,000
QA25001	Arc Flash Labeling (Wastewater)	\$ 100,000	\$ 100,000									\$ 200,000	\$ 100,000
PA21002	Agency Wide Coatings	\$ 388,810	\$ 445,975	\$ 353,354	\$ 260,955							\$ 1,449,094	\$ 1,139,716
PA22003	Agency Wide Paving		\$ 400,000	\$ 400,000	\$ 400,000	\$ 400,000	\$ 400,000	\$ 400,000	\$ 400,000	\$ 400,000	\$ 185,000	\$ 3,385,000	\$ 350,000
PL21001	Flow & Loading Supplemental Study	\$ 100,000										\$ 100,000	\$ 600,000
PL23004	Wastewater Flow and Loading Study	\$ 114,000										\$ 114,000	\$ 714,000
PL24001	Chino Creek Surface Water Monitoring Program	\$ 60,000	\$ 60,000	\$ 113,000								\$ 233,000	\$ 150,000
PL24002	PFAS Investigation TPB Increase	\$ 180,000	\$ 50,000									\$ 230,000	\$ 430,000



Project Number	Project Name	FY 24/25	FY 25/26	FY 26/27	FY 27/28	FY 28/29	FY 29/30	FY 30/31	FY 31/32	FY 32/33	FY 33/34	Total TYCIP FY 2025-2034	Total Project Budget
PL24003	Data Warehouse	\$ 500,000										\$ 500,000	\$ 500,000
PL25006	Regional Operation Planning Documents	\$ 250,000	\$ 250,000	\$ 250,000	\$ 250,000	\$ 250,000	\$ 250,000	\$ 250,000	\$ 250,000	\$ 250,000	\$ 250,000	\$ 2,500,000	\$ 250,000
PL25008	Water Quality Compliance Strategy	\$ 210,000										\$ 210,000	\$ 210,000
<b>Total</b>		<b>\$ 8,193,810</b>	<b>\$ 8,300,975</b>	<b>\$ 7,116,354</b>	<b>\$ 4,112,955</b>	<b>\$ 4,904,000</b>	<b>\$ 6,156,000</b>	<b>\$ 4,210,000</b>	<b>\$ 5,860,000</b>	<b>\$ 5,860,000</b>	<b>\$ 5,637,500</b>	<b>\$ 60,351,594</b>	<b>\$ 44,200,904</b>
<b>RW - Groundwater Recharge Fund</b>													
EN25039	Ground Water Recharge Condition Assessments	\$ 50,000	\$ 50,000	\$ 50,000	\$ 50,000	\$ 50,000	\$ 50,000	\$ 50,000	\$ 50,000	\$ 50,000	\$ 50,000	\$ 500,000	\$ 50,000
EN25040	MWD Grant - Pilot Testing of PFAS Contamination Remediation from Wells	\$ 600,000										\$ 600,000	\$ 600,000
<b>Total</b>		<b>\$ 650,000</b>	<b>\$ 50,000</b>	<b>\$ 50,000</b>	<b>\$ 50,000</b>	<b>\$ 50,000</b>	<b>\$ 50,000</b>	<b>\$ 50,000</b>	<b>\$ 50,000</b>	<b>\$ 50,000</b>	<b>\$ 50,000</b>	<b>\$ 1,100,000</b>	<b>\$ 650,000</b>
<b>WC - Recycled Water Fund</b>													
EN18021	Prado Basin AMP Annual Monitoring	\$ 115,000	\$ 117,500	\$ 120,000	\$ 122,500	\$ 125,000	\$ 127,500	\$ 13,857				\$ 741,357	\$ 680,414
EN20031	Recycled Water Program Strategy 2025	\$ 800,000		\$ -	\$ -	\$ -	\$ -	\$ -	\$ -	\$ -	\$ -	\$ 800,000	\$ 800,000
EN22028	Philly RW Gravity Line Abandonment	\$ 250,000										\$ 250,000	\$ 500,000
EN24054	Recycled Water Distribution Evaluation	\$ 100,000		\$ -	\$ -	\$ -	\$ -	\$ -	\$ -	\$ -	\$ -	\$ 100,000	\$ 250,000
EN25017	WC Emergency O&M Projects FY 24/25	\$ 150,000										\$ 150,000	\$ 250,000
EN25028	Recycled Water Condition Assessments	\$ 100,000	\$ 100,000	\$ 100,000	\$ 100,000	\$ 100,000	\$ 100,000	\$ 100,000	\$ 100,000	\$ 100,000	\$ 100,000	\$ 1,000,000	\$ 100,000
EN25029	Recycled Water Connections	\$ 200,000	\$ 200,000	\$ 200,000	\$ 200,000	\$ 200,000	\$ 200,000	\$ 200,000	\$ 200,000	\$ 200,000	\$ 200,000	\$ 2,000,000	\$ 200,000
EN25032	Recycled Water Hydraulic Modeling FY 24/25	\$ 40,000	\$ 40,000	\$ 40,000	\$ 40,000	\$ 40,000	\$ 40,000	\$ 40,000	\$ 40,000	\$ 40,000	\$ 40,000	\$ 400,000	\$ 40,000
EN25033	Recycled Water O&M Projects FY 24/25	\$ 250,000	\$ 250,000	\$ 250,000	\$ 250,000	\$ 250,000	\$ 250,000	\$ 250,000	\$ 250,000	\$ 250,000	\$ 250,000	\$ 2,500,000	\$ 250,000
EN25034	Recycled Water Planning Documents	\$ 250,000	\$ 250,000	\$ 250,000	\$ 250,000	\$ 250,000	\$ 250,000	\$ 250,000	\$ 250,000	\$ 250,000	\$ 250,000	\$ 2,500,000	\$ 250,000
EN26017	WC Emergency O&M Projects FY 25/26		\$ 150,000									\$ 150,000	\$ 100,000
EN27003	Recycled Water Emergency O&M Projects	\$ -	\$ -	\$ 150,000	\$ 150,000	\$ 150,000	\$ 150,000	\$ 150,000	\$ 150,000	\$ 150,000	\$ 150,000	\$ 1,200,000	\$ -
PL18002	Basin Plan Amendment	\$ 100,000	\$ 30,000									\$ 130,000	\$ 731,000
WR16001	Water Softener Removal Rebate Program	\$ 75,000	\$ 75,000	\$ 75,000	\$ 50,000	\$ 25,000	\$ 25,000	\$ 25,000	\$ 25,000			\$ 375,000	\$ 450,000
WR20029	Upper SAR HCP & Int Model-Recy Wtr Benef	\$ 30,000	\$ 30,000	\$ 30,000								\$ 90,000	\$ 292,000
WR21029	Implement. of Upper SAR HCP - Recy Water	\$ 250,000	\$ 250,000	\$ 250,000	\$ 250,000	\$ 250,000	\$ 250,000	\$ 250,000	\$ 250,000			\$ 2,000,000	\$ 250,000
<b>Total</b>		<b>\$ 2,710,000</b>	<b>\$ 1,492,500</b>	<b>\$ 1,465,000</b>	<b>\$ 1,412,500</b>	<b>\$ 1,390,000</b>	<b>\$ 1,392,500</b>	<b>\$ 1,278,857</b>	<b>\$ 1,265,000</b>	<b>\$ 990,000</b>	<b>\$ 990,000</b>	<b>\$ 14,386,357</b>	<b>\$ 5,143,414</b>
<b>WW - Water Resources</b>													
PL18001	Calif. Data Collab. WUE Data Analytics	\$ 10,000	\$ 10,000	\$ 12,500								\$ 32,500	\$ 57,500
PL23012	Reg Imported Supply Reliability Analysis	\$ 250,000	\$ 250,000	\$ -								\$ 500,000	\$ 750,000
WR20028	Upper SAR HCP & Int. Model-Water Benefits	\$ 30,000	\$ 30,000	\$ 30,000								\$ 90,000	\$ 292,000
WR21028	Implement. of Upper SAR HCP - Wtr Benefi	\$ 250,000	\$ 250,000	\$ 250,000	\$ 250,000	\$ 250,000	\$ 250,000	\$ 250,000	\$ 250,000			\$ 2,000,000	\$ 250,000
WR23004	Discover the Environment and Water (DEW)	\$ 200,000	\$ 200,000	\$ 161,425								\$ 561,425	\$ 350,000
WR25001	Water Supply Planning Document	\$ 250,000	\$ 250,000	\$ 250,000	\$ 250,000	\$ 250,000	\$ 250,000	\$ 250,000	\$ 250,000	\$ 250,000	\$ 250,000	\$ 2,500,000	\$ 250,000
WR25027	Urban Water Management Plan 2025	\$ 100,000	\$ 100,000									\$ 200,000	\$ 100,000
WU24005	WUE Residential Device Rebates	\$ 22,365										\$ 22,365	\$ 65,000
WU24006	WUE CII Device Rebates	\$ 19,700										\$ 19,700	\$ 84,000
WU24011	WUE MA Administered Projects	\$ 150,000										\$ 150,000	\$ 357,378
WU24013	WUE CII Turf Replacement	\$ 50,000										\$ 50,000	\$ 197,000
WU24014	WUE Residential Turf Replacement	\$ 50,000										\$ 50,000	\$ 237,000
WU24016	Turnkey Turf Transformation	\$ 2,824,833	\$ 2,824,833	\$ 2,824,833								\$ 8,474,499	\$ 2,824,834
WU25001	WUE General Program Fund	\$ 5,000	\$ 5,000	\$ 5,000	\$ 5,000	\$ 5,000	\$ 5,000	\$ 5,000	\$ 5,000	\$ 5,000	\$ 5,000	\$ 50,000	\$ 5,000
WU25002	CBWCD Leap	\$ 30,000	\$ 30,000	\$ 30,000	\$ 30,000	\$ 30,000	\$ 30,000	\$ 30,000	\$ 30,000	\$ 30,000	\$ 30,000	\$ 300,000	\$ 30,000
WU25003	Landscape Training Classes	\$ 10,000	\$ 10,000	\$ 10,000	\$ 10,000	\$ 10,000	\$ 10,000	\$ 10,000	\$ 10,000	\$ 10,000	\$ 10,000	\$ 100,000	\$ 10,000
WU25004	Large Landscape Retrofit	\$ 160,000	\$ 160,000	\$ 160,000	\$ 160,000	\$ 160,000	\$ 160,000	\$ 160,000	\$ 160,000	\$ 160,000	\$ 160,000	\$ 1,600,000	\$ 160,000
WU25005	Residential Device Rebates	\$ 50,000	\$ 50,000	\$ 50,000	\$ 50,000	\$ 50,000	\$ 50,000	\$ 50,000	\$ 50,000	\$ 50,000	\$ 50,000	\$ 500,000	\$ 50,000
WU25006	CII Device Rebates	\$ 5,000	\$ 5,000	\$ 5,000	\$ 5,000	\$ 5,000	\$ 5,000	\$ 5,000	\$ 5,000	\$ 5,000	\$ 5,000	\$ 50,000	\$ 5,000
WU25007	National Theater For Children	\$ 40,000	\$ 40,000	\$ 40,000	\$ 40,000	\$ 40,000	\$ 40,000	\$ 40,000	\$ 40,000	\$ 40,000	\$ 40,000	\$ 400,000	\$ 40,000
WU25008	Sponsorships and Public Outreach	\$ 30,000	\$ 30,000	\$ 30,000	\$ 30,000	\$ 30,000	\$ 30,000	\$ 30,000	\$ 30,000	\$ 30,000	\$ 30,000	\$ 300,000	\$ 30,000
WU25009	WUE Pilot Program	\$ 40,000	\$ 40,000	\$ 40,000	\$ 40,000	\$ 40,000	\$ 40,000	\$ 40,000	\$ 40,000	\$ 40,000	\$ 40,000	\$ 400,000	\$ 40,000
WU25010	PRV Program	\$ 80,000	\$ 80,000	\$ 80,000	\$ 80,000	\$ 80,000	\$ 80,000	\$ 80,000	\$ 80,000	\$ 80,000	\$ 80,000	\$ 800,000	\$ 80,000
WU25011	MA Administered Projects	\$ 290,000	\$ 290,000	\$ 290,000	\$ 290,000	\$ 290,000	\$ 290,000	\$ 290,000	\$ 290,000	\$ 290,000	\$ 290,000	\$ 2,900,000	\$ 290,000
WU25012	Small Site WBIC Upgrades	\$ 350,000	\$ 350,000	\$ 350,000	\$ 350,000	\$ 350,000	\$ 350,000	\$ 350,000	\$ 350,000	\$ 350,000	\$ 350,000	\$ 3,500,000	\$ 350,000
WU25013	CII Turf Replacement	\$ 5,000	\$ 5,000	\$ 5,000	\$ 5,000	\$ 5,000	\$ 5,000	\$ 5,000	\$ 5,000	\$ 5,000	\$ 5,000	\$ 50,000	\$ 5,000
WU25014	Residential Turf Replacement	\$ 5,000	\$ 5,000	\$ 5,000	\$ 5,000	\$ 5,000	\$ 5,000	\$ 5,000	\$ 5,000	\$ 5,000	\$ 5,000	\$ 50,000	\$ 5,000
WU25015	Landscape Irrigation Tune-ups	\$ 500,000	\$ 500,000	\$ 500,000	\$ 500,000	\$ 500,000	\$ 500,000	\$ 500,000	\$ 500,000	\$ 500,000	\$ 500,000	\$ 5,000,000	\$ 500,000
<b>Total</b>		<b>\$ 5,806,898</b>	<b>\$ 5,514,833</b>	<b>\$ 5,128,758</b>	<b>\$ 2,100,000</b>	<b>\$ 2,100,000</b>	<b>\$ 2,100,000</b>	<b>\$ 2,100,000</b>	<b>\$ 2,100,000</b>	<b>\$ 1,850,000</b>	<b>\$ 1,850,000</b>	<b>\$ 30,650,489</b>	<b>\$ 7,414,712</b>

## **APPENDIX D: Ten-Year Sewer Capital Forecast**

---

Project Number	Project Name	FY 24/25	FY 25/26	FY 26/27	FY 27/28	FY 28/29	FY 29/30	FY 30/31	FY 31/32	FY 32/33	FY 33/34	Total TYCIP FY 2025-2034	Total Project Budget
<b>RC - Regional Wastewater Capital Improvement Fund</b>													
EN11039	RP-1 Disinfection Pump Improvements	\$ 455,000										\$ 455,000	\$ 12,997,043
EN17006	CCWRF Asset Management and Improvements	\$ 10,000,000	\$ 6,875,000									\$ 16,875,000	\$ 31,750,000
EN18006	RP-1 Flare Improvements	\$ 289,000										\$ 289,000	\$ 9,650,000
EN19001	RP-5 Expansion to 30 mgd	\$ 28,000,000	\$ 7,000,000	\$ 10,000,000								\$ 45,000,000	\$ 245,030,000
EN19006	RP-5 Biosolids Facility	\$ 17,000,000	\$ 2,000,000	\$ 2,000,000								\$ 21,000,000	\$ 218,623,667
EN19025	Regional Force Main Improvements	\$ 500,000										\$ 500,000	\$ 5,727,327
EN21045	Montclair Force Main Improvements	\$ 4,903,000	\$ 4,800,000									\$ 9,703,000	\$ 10,801,406
EN22006	RC Asset Management						\$ -	\$ -	\$ -	\$ 8,000,000	\$ 8,000,000	\$ 16,000,000	\$ 66,900,000
EN22022	RP-1 Air Compressor Upgrades	\$ 1,500,000	\$ 2,700,000									\$ 4,200,000	\$ 6,927,944
EN22039	RP-4 SCADA Performance Improvement	\$ 300,000	\$ 350,000	\$ 270,000								\$ 920,000	\$ 1,012,000
EN22044	RP-1 Thickening Building & Acid Phase Di	\$ 20,000,000	\$ 65,000,000	\$ 55,000,000	\$ 5,500,000							\$ 145,500,000	\$ 160,565,672
EN23025	Agency Power Monitoring		\$ 499,457									\$ 499,457	\$ 530,000
EN24001	RP-1 Liquid Treatment Capacity Recovery					\$ 3,000,000	\$ 12,000,000	\$ 15,000,000	\$ 15,000,000	\$ 35,000,000	\$ 50,000,000	\$ 130,000,000	\$ 182,050,000
EN24002	RP-1 Solids Treatment Expansion	\$ 500,000	\$ 4,000,000	\$ 4,000,000	\$ 10,000,000	\$ 20,000,000	\$ 8,249,000					\$ 46,749,000	\$ 48,050,000
EN24022	IEUA SCADA Master Plan	\$ 750,000										\$ 750,000	\$ 750,000
EN24027	Fall Protection and Prevention Solutions at specified wastewater locations	\$ 996,000	\$ 2,000,000	\$ 2,000,000	\$ 2,000,000	\$ 500,000						\$ 7,496,000	\$ 9,600,000
EN24028	RP-1 Utility Water Piping Asset Management Phase I		\$ 120,000	\$ 1,500,000	\$ 700,000							\$ 2,320,000	\$ 2,500,000
EN24030	Headquarter B additional Office Space	\$ 90,000										\$ 90,000	\$ 300,000
EN24031	RP-4 Manhole Surcharge Remediation	\$ 600,000										\$ 600,000	\$ 800,000
EN24052	Sewer Improvements at Union Pacific Crossings	\$ 3,885,000	\$ 15,000									\$ 3,900,000	\$ 3,978,562
EN25025	REEP Return to Service Capital	\$ 2,800,000	\$ 4,300,000	\$ 500,000								\$ 7,600,000	\$ 7,600,000
EN25041	Collection System Upgrades FY 24/25	\$ 500,000	\$ 500,000	\$ 500,000	\$ 500,000	\$ 500,000	\$ 500,000	\$ 500,000	\$ 500,000	\$ 500,000	\$ 500,000	\$ 5,000,000	\$ 5,000,000
EN25042	Regional Capital PDR FY 24/25	\$ 300,000	\$ 300,000	\$ 300,000	\$ 300,000	\$ 300,000	\$ 300,000	\$ 300,000	\$ 300,000	\$ 300,000	\$ 300,000	\$ 3,000,000	\$ 3,000,000
EN25064	Agency Wide Remote Vibration Project	\$ 200,000	\$ 150,000	\$ 150,000								\$ 500,000	\$ 500,000
EN25067	Caltrans IEUA Collections Sewer I-10 Relocation	\$ 75,000	\$ 130,000	\$ 1,580,000	\$ 200,000							\$ 1,985,000	\$ 1,985,000
EN25069	CCWRF Process Improvements Phase II	\$ 200,000	\$ 325,000	\$ 400,000	\$ 1,500,000	\$ 5,750,000	\$ 3,250,000					\$ 11,425,000	\$ 11,425,000
EN25070	Development and Early Design - Compliance for Wastewater Facilities	\$ 4,500,000	\$ 13,700,000	\$ 12,000,000	\$ 15,000,000							\$ 45,200,000	\$ 45,200,000
EN25071	San Bernardino Lift Station Containment	\$ 150,000	\$ 250,000									\$ 400,000	\$ 400,000
EN26003	Regional System Siphon Barrel Gate Improvements		\$ 325,000	\$ 610,000								\$ 935,000	\$ 935,000
EN26008	RP-1 Centrate Line Struvite Prevention		\$ 250,000	\$ 500,000								\$ 750,000	\$ 750,000
EN26010	RP-4 Process Improvements Phase III		\$ 500,000	\$ 2,000,000	\$ 7,500,000	\$ 1,500,000						\$ 11,500,000	\$ 11,500,000
EN26012	RP-5 Emergency Overflow Pond Lining		\$ 1,000,000									\$ 1,000,000	\$ 1,000,000
EN26013	RP-5 Low Pressure DG holder		\$ 1,000,000									\$ 1,000,000	\$ 1,000,000
EN26014	CCWRF Secondary Clarifier Weir Covers		\$ 1,050,000									\$ 1,050,000	\$ 1,050,000
EN27006	Chino Interceptor Diversion Pipe Repair			\$ 500,000	\$ 2,100,000	\$ 500,000						\$ 3,100,000	\$ 3,100,000
EN27007	Montclair Diversion Structure Enhancements			\$ 250,000	\$ 250,000							\$ 500,000	\$ 500,000
EN28002	RP-1 Centrate Treatment			\$ 1,600,000	\$ 3,300,000	\$ 3,300,000						\$ 8,200,000	\$ 8,200,000
EN28005	Cucamonga Interceptor Pipe Repair			\$ 400,000	\$ 750,000							\$ 1,150,000	\$ 1,150,000
EN28006	RP-2 Decommissioning			\$ 500,000	\$ 1,000,000	\$ 1,500,000	\$ 1,500,000	\$ 4,500,000	\$ 8,000,000	\$ 8,000,000		\$ 25,000,000	\$ 25,000,000
EN28007	Advanced Water Purification Facility			\$ 12,000,000	\$ 20,000,000	\$ 63,000,000	\$ 65,000,000	\$ 63,000,000				\$ 223,000,000	\$ 223,000,000
EN28008	RP5 O&M Building			\$ 3,000,000	\$ 20,000,000	\$ 20,000,000	\$ 5,000,000					\$ 48,000,000	\$ 48,000,000
EN29008	RP-1 Equilization Basin #1 Access Ramp				\$ 35,000	\$ 106,500	\$ 300,000					\$ 441,500	\$ 441,500
EN29009	RP-1 Operations and Maintenance Building Rehabilitation/Modernization				\$ 50,000	\$ 450,000	\$ 1,000,000	\$ 8,000,000	\$ 7,000,000			\$ 16,500,000	\$ 16,500,000
EN30025	RP-1 Dump Station					\$ 750,000	\$ 1,100,000					\$ 1,850,000	\$ 1,850,000
EN31001	Freeway Trunk Pipe Repair							\$ 1,000,000	\$ 4,000,000	\$ 4,000,000	\$ 4,000,000	\$ 13,000,000	\$ 13,000,000
EN31002	Riverside Drive Trunk Pipe Repair							\$ 1,000,000	\$ 1,850,000	\$ 1,400,000		\$ 4,250,000	\$ 4,250,000
FM25012	New Guard Shack at RP-1	\$ 200,000										\$ 200,000	\$ 200,000
FM25014	RP-4 Scissor Lift	\$ 70,000										\$ 70,000	\$ 70,000
IS22006	SCADA Network Infrastructure Replacement	\$ 300,000	\$ 300,000	\$ 300,000	\$ 300,000	\$ 300,000	\$ 300,000	\$ 300,000	\$ 300,000	\$ 300,000	\$ 300,000	\$ 3,000,000	\$ 4,300,000
IS25010	Operation Technology Infrastructure for New Assets	\$ 105,000	\$ 105,000	\$ 105,000	\$ 105,000	\$ 105,000	\$ 105,000	\$ 105,000	\$ 105,000	\$ 105,000	\$ 105,000	\$ 1,050,000	\$ 1,050,000
IS25011	SCADA Infrastructure Asset Replacement	\$ 450,000	\$ 450,000	\$ 450,000	\$ 450,000	\$ 450,000	\$ 450,000	\$ 450,000	\$ 450,000	\$ 450,000	\$ 450,000	\$ 4,500,000	\$ 4,500,000
PL17002	HQ Solar Photovoltaic Power Plants Ph. 2			\$ 300,000	\$ 1,100,000							\$ 1,400,000	\$ 1,400,000
PL19001	Purchase Existing Solar Installation			\$ 3,500,000								\$ 3,500,000	\$ 7,500,000
<b>Total</b>		<b>\$ 99,618,000</b>	<b>\$ 119,994,457</b>	<b>\$ 98,715,000</b>	<b>\$ 65,005,000</b>	<b>\$ 78,040,000</b>	<b>\$ 114,260,500</b>	<b>\$ 92,555,000</b>	<b>\$ 98,005,000</b>	<b>\$ 65,055,000</b>	<b>\$ 71,655,000</b>	<b>\$ 902,902,957</b>	<b>\$ 1,473,900,121</b>
<b>RO - Regional Wastewater Operations and Maintenance Fund</b>													
AM23001	Old VFD Replacement (Wastewater)	\$ 1,100,000										\$ 1,100,000	\$ 4,800,000
EN13016	SCADA Enterprise System	\$ 6,295,000	\$ 6,000,000									\$ 12,295,000	\$ 38,000,000
EN17042	Digester 6 and 7 Roof Repairs	\$ 2,200,000										\$ 2,200,000	\$ 12,450,161
EN18025	RP-1 Secondary System Rehabilitation	\$ 500,000	\$ 2,000,000	\$ 7,000,000	\$ 2,000,000							\$ 11,500,000	\$ 11,500,000
EN19009	RP-1 Energy Recovery	\$ 1,000,000	\$ 500,000									\$ 1,500,000	\$ 4,325,000
EN20044	RP-1 Plant 3 Primary Cover Replacement		\$ 400,000									\$ 400,000	\$ 600,000
EN20045	RP-1 TP-1 Level Sensor Replacement		\$ 500,000									\$ 500,000	\$ 543,521
EN20051	RP-1 MCB and Old Lab Building Rehab	\$ 1,404,000	\$ 860,000									\$ 2,264,000	\$ 2,750,058
EN20057	RP-4 Process Improvements Phase II	\$ 2,200,000	\$ 4,300,000	\$ 2,800,000								\$ 9,300,000	\$ 10,321,000
EN21053	RP-1 Old Effluent Structure Rehabilitati	\$ 450,000	\$ 1,450,000									\$ 1,900,000	\$ 2,600,000
EN21056	RP-1 Evaporative Cooling for Aeration Bl	\$ 1,311,000										\$ 1,311,000	\$ 1,871,732
EN22027	RP-1 Repurpose Lab	\$ 1,500,000	\$ 754,000									\$ 2,254,000	\$ 2,661,081
EN22031	RP-1 Intermediate Pump Station Electrica	\$ 500,000	\$ 3,000,000	\$ 3,000,000								\$ 6,500,000	\$ 9,237,147

Project Number	Project Name	FY 24/25	FY 25/26	FY 26/27	FY 27/28	FY 28/29	FY 29/30	FY 30/31	FY 31/32	FY 32/33	FY 33/34	Total TYCIP FY 2025-2034	Total Project Budget
EN23000	RP1 Device Net Replacement	\$ 1,000,000	\$ 1,000,000									\$ 2,000,000	\$ 4,246,416
EN23004	CCWRF Aeration Basins 1-6 Drain Valves	\$ 766,000	\$ 250,000	\$ 600,000	\$ 185,000							\$ 1,801,000	\$ 2,059,000
EN23024	RP-1 TP-1 Stormwater Drainage Upgrades	\$ 57,000	\$ 300,000	\$ 904,500	\$ 6,416							\$ 1,267,916	\$ 1,394,353
EN23035	CCWRF RAS Header Replacement	\$ 250,000										\$ 250,000	\$ 628,307
EN23036	San Bernardino Ave LS Reliability Improv	\$ 500,000	\$ 2,300,000									\$ 2,800,000	\$ 3,259,752
EN23038	CWRF HVAC System Upgrade	\$ 250,000										\$ 250,000	\$ 416,428
EN23074	CCWRF Influent Box Rehab at the Primary	\$ 480,000										\$ 480,000	\$ 910,000
EN23111	RP1 Headworks Bar Screen System Improvem	\$ 900,000										\$ 900,000	\$ 3,905,000
EN23114	RP1 Instrumentation and Control Enhancem		\$ 200,000	\$ 1,000,000								\$ 1,200,000	\$ 1,369,876
EN24020	RP-1 Dewatering Centrate Pumps	\$ 1,550,000										\$ 1,550,000	\$ 2,894,353
EN24023	RP3 Regional Sewer Diversion Structure Rehab	\$ 635,000										\$ 635,000	\$ 800,000
EN24029	RP-1 Tertiary Asset Manager Phase I		\$ 500,000	\$ 2,500,000	\$ 989,000							\$ 3,989,000	\$ 4,000,000
EN24032	RP-1 Primary Clarifier #1 and #10 Rehabilitation	\$ 1,210,000	\$ 1,000,000									\$ 2,210,000	\$ 2,700,000
EN24033	Annular Seals			\$ 1,000,000								\$ 1,000,000	\$ 1,380,000
EN24059	Chino Hills Trunk-014 Sewer Siphon CIPP Repair	\$ 1,000,000	\$ 150,000	\$ -	\$ -	\$ -	\$ -	\$ -	\$ -	\$ -	\$ -	\$ 1,150,000	\$ 1,297,518
EN25002	SSI Aeration Disk Replacement		\$ 100,000	\$ 550,000	\$ 200,000	\$ 1,200,000		\$ 250,000	\$ 1,200,000		\$ -	\$ 3,500,000	\$ 3,500,000
EN25006	CCWRF Primary Clarifier Coating	\$ 140,000	\$ 1,260,000									\$ 1,400,000	\$ 1,400,000
EN25010	RSS - Collection System Pipe Rehabilitation and Lining	\$ -				\$ 1,000,000	\$ 1,000,000	\$ 1,000,000	\$ 1,000,000	\$ 1,000,000	\$ 1,000,000	\$ 6,000,000	\$ 6,000,000
EN25020	RP-1 Digester Cleaning Lagoon (DCL) Lini								\$ 100,000	\$ 600,000		\$ 700,000	\$ 700,000
EN25044	Asset Management Software	\$ 200,000	\$ 500,000	\$ 50,000								\$ 750,000	\$ 750,000
EN25045	CCWRF Electrical Improvements	\$ 500,000	\$ 750,000	\$ 2,725,000	\$ 2,725,000							\$ 6,700,000	\$ 6,700,000
EN25046	Regional Operation Project PDR's FY 24/25	\$ 200,000	\$ 200,000	\$ 200,000	\$ 200,000	\$ 200,000	\$ 200,000	\$ 200,000	\$ 200,000	\$ 200,000	\$ 200,000	\$ 2,000,000	\$ 2,000,000
EN26004	Agency Wide VFD Upgrades (Wastewater) FY25/26	\$ -	\$ 960,000	\$ 960,000	\$ 960,000	\$ 960,000	\$ 960,000	\$ 960,000	\$ 960,000	\$ 960,000	\$ 960,000	\$ 8,640,000	\$ 8,640,000
EN26005	RP-1 Plant Air Expansion Tank Replacement		\$ 250,000									\$ 250,000	\$ 250,000
EN29003	Replace Aeration Basin Influent / RAS, Step feed Gates		\$ 3,800,000									\$ 3,800,000	\$ 4,100,000
EN29006	RP-1 Dewatering Silos Levelers Relocation					\$ 500,000	\$ 1,400,000					\$ 1,900,000	\$ 1,900,000
EN30002	CCWRF Outfall Discharge Structure and Culvert Rehab		\$ 520,000									\$ 520,000	\$ 700,000
EN30003	Regional Operation Asset Management						\$ 1,000,000	\$ 1,000,000	\$ 1,000,000	\$ 1,000,000	\$ 1,000,000	\$ 5,000,000	\$ 5,000,000
EP24001	Agency Wide Major Facilities O&M Repair/Replacement	\$ 1,000,000	\$ 1,000,000	\$ 1,000,000	\$ 1,000,000	\$ 1,000,000	\$ 1,000,000	\$ 1,000,000	\$ 1,000,000	\$ 1,000,000		\$ 9,000,000	\$ 9,908,000
IS20007	Control System Ent Historian Enhancement	\$ 741,725	\$ -	\$ -	\$ -	\$ -	\$ -	\$ -	\$ -	\$ -	\$ -	\$ 741,725	\$ 1,000,000
IS28001	Operational AI and Machine Learning		\$ -	\$ -	\$ -	\$ 300,000	\$ 300,000					\$ 600,000	\$ 600,000
<b>Total</b>		<b>\$ 29,839,725</b>	<b>\$ 34,804,000</b>	<b>\$ 24,289,500</b>	<b>\$ 8,265,416</b>	<b>\$ 5,160,000</b>	<b>\$ 5,860,000</b>	<b>\$ 4,410,000</b>	<b>\$ 5,460,000</b>	<b>\$ 4,760,000</b>	<b>\$ 3,160,000</b>	<b>\$ 126,008,641</b>	<b>\$ 186,068,703</b>