




Annual Water Conservation Programs Report FY 2008-2009




Prepared By:




Inland Empire Utilities Agency's Member Agencies:



City of Chino



City of Chino Hills



Cucamonga Valley Water District



Fontana Water Company




Monte Vista Water Company



City of Ontario



San Antonio Water Company



City of Upland

Table of Contents

Preface i

IEUA Regional Conservation Programs Annual Report FY 2008-2009 ii

Summary by Retail Agency

- City of Chino 1
- City of Chino Hills 2
- City of Ontario 3
- City of Upland 4
- Cucamonga Valley Water District 5
- Fontana Water Company 6
- Monte Vista Water District 7
- San Antonio Water Company 8

Appendix A – IEUA Water Use Summary – Average Daily Demand

Appendix B – Summary of Findings from FY 06-07 Phase II Landscape Audit Program

Appendix C – CBWCD-Phase III Audit Program Performance for FY 07/08 & FY 08/09

Appendix D – Public Outreach and Educational Materials

WATER AGENCY AND PARTNER LIST



Inland Empire Utilities Agency

Sondra Elrod
(909)993-1747



City of Chino
Michelle VanDerLinden
(909) 591-9803



City of Chino Hills
Denise Cattern
(909) 364-2615



City of Ontario
Virginia Lopez
(909) 395-2671



City of Upland
Alison Loukeh
(909) 291-2935



Cucamonga Valley Water District

Kristeen Ramirez
(909) 987-2591



Fontana Water Company
Darlene Phares
(909) 626-448-6183 ext. 322



Monte Vista Water District
Mary Ann Melleby
(909) 267-2165



San Antonio Water Company
Teri Layton
(909) 982-4107



Chino Basin Water District
Eunice Ulloa
(909) 626-2711



Preface
IEUA Regional Conservation Programs
Annual Report
FY 2008-2009

The statewide drought and substantial economic impacts were the most critical issues of the year for water industry professionals and the Legislature. The Governor declared a statewide drought emergency in June and the State suspended all bond funded grant and loan programs in December. Furthermore, the Metropolitan Water District and numerous agencies throughout the State experienced below average water sales and vast declines in revenues resulting from restrictions on imported water supplies attributed to environmental impacts on the Bay-Delta and extended drought conditions.

Many additional challenges evolved out of those budget shortfalls that not only include the suspension of State funding, but include the extensive downsizing and suspension of Metropolitan's regionally administered conservation programs.

In response to these factors, the Agency, in partnership with cities and retail agencies within its service area, and along with Metropolitan, responded aggressively by engaging in immediate actions that would encourage conservation and decrease demand. The public responded and regionally water use dropped by approximately *7,000 acre-feet* over the previous year.

Preserving the local water supplies was crucial to the region's sustainability and the cornerstone in shaping the FY 2008-2009 regional water efficiency strategies. The Agency, its member agencies, and Metropolitan collaborated on many new major initiatives that would transform water resource management and water use efficiency. Many of those measures are as follows:

- ***California Urban Water Conservation Council-Best Management Practices (BMPs)***
Completed in December 2008, Best Management Practices were updated to provide more flexibility for program implementation and multiple options for compliance.
- ***Chino Basin Water Efficient "Model" Landscape Ordinance***
The Chino Basin Landscape Ordinance was developed by the Landscape Alliance and endorsed by the Alliance Advisory Board on February 12, 2009 to provide a region specific model equivalent to the Department of Water Resources State Model Water Efficient Landscape Ordinance (AB 1881) for adoption by cities and retail agencies. Agencies must adopt an ordinance no later than December 21, 2009 to comply with AB 1881.
- ***AB 1420-Water Demand Management Measures: Water Management Grant and Loan Funds***
Effective January 1, 2009, Assembly Bill 1420 makes award of all state water management grants and loans contingent on compliance with the implementation of water demand management measures (DMMs) described in the Urban Water Management Planning (UWMP) Act. DMMs are also known as best management practices (BMPs) as written in the California Urban Water conservation Council's MOU.

- ***IEUA Member Agency Best Management Practices Updates***
 In response to the enactment of AB 1420 (Demand Management Measures) on January 1, 2009, IEUA and several member agencies convened an AB 1420/Best Management Practices (BMPs) compliance ad-hoc committee to begin evaluation of current member agency compliance levels and to develop a short-term interim water use efficiency business plan. All member agencies have worked diligently in updating the most recent reports filed with the California Urban Water Conservation Council and are in the process of completing those updates and being in full compliance by the end of the year.
- ***MWD Water Conservation Ordinance Enforcement Prerequisite***
 On January 13, 2009, MWD authorized ordinance implementation criteria that included agencies adopting and enforcing permanent water conservation measures as a prerequisite to participation in three extraordinary conservation programs and with the objective of achieving immediate and widespread demand reduction by retail water users. IEUA provided support and coordination to ensure that all member agencies reached compliance by the July 2009 deadline.
- ***MWD Integrated Water Resources Plan (IRP)***
 MWD began the planning process of updating the 2004 IRP in December 2008 which included consideration of changed conditions and emerging trends, such as climate change, water use efficiency, recycled water, storm water capture and local supply/demand management. The plan is expected to be completed and adopted by the MWD Board in November 2009. Agency staff participated in numerous technical committee meetings during the planning process.
- ***Metropolitan's Water Supply Allocation Plan***
 On April 14, 2009, MWD activated their Water Supply Allocation Plan regionally. The adopted plan is consistent with the Principles of the Water Surplus and Drought Management Plan (WSDM) and is intended to serve as an equitable approach for allocating supplies and minimizing regional impacts.
- ***IEUA Drought Plan***
 On April 15, 2009 in response to the implementation of MWD's Water Supply Allocation Plan, the IEUA Board activated the Agency's local Drought Allocation Plan. Objectives under the local plan included maintaining water supply reliability, averting or minimizing penalties, continuing operations within the Tier-1 rate category and coordinating public outreach during all stages of the drought.
- ***Evolving Legislation (AB 49-SB 261)***
 Over the last fiscal year several water use efficiency initiatives evolved to address the Governor's call for a 20% reduction in per capita water use by 2020. IEUA worked directly with stakeholders and the legislature to shape framework for proposed water conservation bills. Those bills are as follows:

 - **AB 49 (Feuer/Huffman)** would require DWR to establish the methodology for retail agencies to achieve the 20% reduction;

- **SB 261 (Dutton/Ducheny/Hollingsworth)** currently targets residential sector reduction, and features a regional coordination to achieve the 20% reduction;
- **SB 460 (Wolk)** requires local agencies, both urban and agricultural, to develop a long term plan for achieving 20% reduction by 2020.

Since that time, the legislature developed a plan to overhaul California's water system and included a dramatic boost in conservation known as the "Delta Package". The package included a conservation Bill which combined provisions of AB 49 with SB 261. With the close of the legislative session on September 11, 2009 there was not sufficient time for the special committee to take action or whether there will be a special Fall session.

- ***IEUA Water Use Efficiency Interim Business Plan***

In response to AB 1420, mandatory implementation of Demand Management Measures as listed in the Urban Water Management Planning Act, IEUA and its member agencies developed the Interim Water Use Efficiency Business Plan. The purpose of the Plan is to provide an assessment of all IEUA member agency current compliance levels with AB 1420 and to provide a work plan for the implementation of short-term initiatives that ensure all member agencies obtain eligibility for state grants and loans. The draft plan was completed in August and finalized in September.

- ***IEUA Water Use Efficiency Long-Term Business Plan***

Currently under development, the long-term Business Plan will provide the guidance needed for the development of new cost-effective water use efficiency programs and allow agencies to focus goals on those activities that yield the highest water savings potential provided the limited financial and program resources currently available. This Plan will also be incorporated into the 2010 Urban Water Management Plan, conservation chapter.

FY 2008-2009 was a record-breaking year for direct water savings achieved through regional water conservation programs. The total number of water saving devices such as high efficiency toilets, urinals, clothes washers, weather based irrigation controllers, and synthetic turf totaled 8,985. ***The amount of estimated annual water savings was 963 acre-feet, a 50% increase over the previous year's average of 478.*** This year's activity represents the highest level of recorded water savings since the regional programs began in 2002-2003.

Over **62%** of the growth in conservation can be attributed to the addition of the MWD Public Sector Program which targeted publicly owned facilities such as schools, cities and special districts. This pilot program was completed in June 2009 but is anticipated to achieve savings of **5,702 acre-feet** over the life of the devices.

Conservation rebates are only one element of the comprehensive water savings programs that are promoted and implemented by IEUA and its partnering agencies. IEUA sponsors many educational programs that include the Regional Drought Campaign providing unified messaging and branding for water use efficiency through ad-campaigns, billboards, movie theatres, and special events, the award-winning Garden-In-Every School Program in which seven elementary schools are competitively selected each year to install water-saving demonstration gardens. Other educational programs include the National Theatre for Children (reaching approximately

50 elementary schools and 52,000 students, teachers, and parents annually, with live theatre performances delivering conservation messaging), Water Fair, programs sponsored through the Water Education/Water Awareness Committee and monthly water conservation tips published in local papers.

IEUA also sponsors a series of programs that target landscape water savings. These include the Inland Empire Landscape Alliance, programs that include the installation of demonstration California Friendly® landscapes (Ontario Cares, California Friendly® Landscape Classes for residential and professional customers, and the California Friendly® New Home Builders Programs), workshops for residents to learn how to install and maintain California friendly landscapes®.

These water conservation efforts are working as water use trends indicate that over the last two years, demand has decreased by 22,000 AF despite the continued dry conditions.

Finally, these regional programs and planning support our member agencies compliance with AB 1420, Demand Management measures, and the California Urban Water Conservation Council Memorandum of Understanding (MOU) regarding water conservation Best Management Practices. Since 1991, when IEUA became a signatory to the MOU, the Agency has been committed to promoting and implementing measures and initiatives that save water within its service area.

Sincerely,

INLAND EMPIRE UTILITIES AGENCY



Richard W. Atwater
Chief Executive Officer/
General Manager

Inland Empire Utilities Agency
Annual Conservation Programs Report
Highlights
July 1, 2008 – June 30, 2009

- **Inland Empire Regional Water Use Efficiency Interim Business Plan** In response to AB 1420, mandatory implementation of Demand Management Measures as listed in the Urban Water Management Planning Act, IEUA and its member agencies developed the Interim Water Use Efficiency Business Plan. The purpose of the Plan is to provide an assessment of all IEUA member agency current compliance levels with AB 1420 and to provide a work plan for the implementation of short-term initiatives that ensure all member agencies obtain eligibility for state grants and loans. The draft plan was completed in August and finalized in September.
- **Inland Empire Regional Water Use Efficiency Long-Term Business Plan** Currently under development, the long-term Business Plan will provide the guidance needed for the development of new cost-effective water use efficiency programs and allow agencies to focus goals on those activities that yield the highest water savings potential provided the limited financial and program resources currently available. This Plan will also be incorporated into the 2010 Urban Water Management Plan, conservation chapter.
- **Inland Empire Landscape Alliance** The Inland Empire Landscape Alliance (IELA) Technical Committee developed a regional model “Chino Basin Water Efficient Landscape Ordinance.” The ordinance was endorsed by the IELA Advisory Board on February 12, 2009 and the Technical Committee began the development of support materials in preparation for implementation of the ordinances in January 2010. The Alliance sponsored 20 workshops and educational tours. In addition, the IELA received a grant from the Bureau of Reclamation to create a California Friendly landscape manual which will provide valuable support to regional ordinance implementation.
- **California Friendly Ontario CARES Program** The City of Ontario, in partnership with the Inland Empire Utilities Agency, Metropolitan Water District, and the U.S. Bureau of Reclamation, has implemented a grant funded pilot landscape conservation program that incorporates California Friendly® designs and landscaping into an existing city residential redevelopment program, known as Ontario CARES. With the integration of California Friendly® designs, the landscaping blends native and drought tolerant plants, trees and groundcover into an attractive, low-maintenance, sustainable water-saving yard. A total of twelve landscapes have been completed with five sites completed over the last fiscal year. An additional twelve sites are currently under construction and are scheduled to be completed by December 2009, closing-out the pilot program.
- **Garden in Every School Program** Six elementary schools located in the services areas of Ontario, Chino Hills, Chino, Alta Loma and Etiwanda participated in the FY 08/09 program. All gardens at the schools were completed, except Ana Borba Elementary in Chino due to the closure of the school. Chino Basin Water Conservation District partnered with IEUA to install the gardens and Lewis Group of Companies was recognized as a founding sponsor of the program.

- **National Theatre for Children Program** The National Theatre for Children (NTC) delivers a package of live theatre, student curriculum and teacher guides to 50 elementary schools through the IEUA service area. Over the last year, NTC Children conducted 85 shows reaching 51,285 students and 989 teachers.
- **MWD California Friendly Landscape Classes** In this series of MWD administered courses, residential and professional landscapers are able to learn the latest ways to reduce their water use through attending workshops or taking online courses. The courses cover information on the basics of efficient irrigation systems, the benefits of properly watering and fertilizing landscaping, landscape design techniques and plant identification. There were forty courses scheduled within IEUA's service area with participants attending workshops held by Cucamonga Valley Water District, Monte Vista Water District, the cities of Ontario and Upland, and the Chino Basin Water Conservation District.
- **Phase III Landscape Water Audit Program** Initiated in January 2009, The Chino Basin Water Conservation District is leading a three year Landscape Water Audit Program in partnership with IEUA, the California Department of Water Resources, and the member agencies. During the year, 135 landscape audits were performed on 75 acres and an estimated annual water savings of 771 acre-feet per year if all recommendations are implemented. To date, 162 audits have been performed on 83 acres with an estimated potential water savings of 993 AFY.
- **Water Wise Landscape Rebate (Turf Removal) Program** The Water Wise Landscape Rebate Program concluded on July 31, 2009 with 137 applicants successfully completing their landscape conversions for a total aggregated amount of 174,311 square-feet of turf removed since program inception and a cumulative total of turf removed representing an annual water savings of 24.4 AF.
- **Multi-Family Toilet Direct Installation Program** During FY 2008-2009 the Multi-Family Direct Installation Program completed 1,682 High Efficiency Toilet retrofits with an estimated water savings of 72 acre-feet per year. This program had substantially lower activity due to the State suspension of all bond funded programs. The Agency, as a result, placed this program on hold as of December 31, 2008. This program is tentatively scheduled to re-launch in October 2009.
- **IEUA Water Softener Rebate Program** On September 15, 2008, Inland Empire Utilities Agency (IEUA) launched its Water Softener Removal Rebate Program. This project is the third phase of the Agency's Salinity Reduction Program that is addressing the impacts of automatic water softeners on IEUA's recycled water. The goal of this project is to demonstrate the transferability of a financial incentive "rebate" for the removal of residential self-regenerating water softeners within the service area of the IEUA. Since program inception, seventy-six water softeners have been removed with \$53,440 in incentives paid to program participants. The removal of these devices will save approximately 1.45 acre-feet of water per year in addition to the removal of 17.56 tons of salt.
- **MWD Region-Wide Public Sector Program** The MWD Public Agency Sector Rebate Program officially ended effective July 2009. MWD provided \$15 million for a special program targeting schools, cities and public agencies to fund enhanced incentives on water conserving devices along with water audits and water system retrofits of recycled water. The total funding received by public agencies within the IEUA service area was \$2,612,227. Overall, 906 devices were funded, representing an annual water savings of 575 AF per year, or a savings of 5,702 AF over the lifetime of the devices.

- **MWD So Cal WaterSmart Residential Rebate Program** IEUA's foundational conservation rebate program for water conserving toilets, irrigation nozzles, high-efficiency clothes washers, irrigation controllers, and synthetic turf installation. Approximately 4,490 devices/rebates were issued under these programs during FY 08/09, for a total annual water savings of 166 AF per year and a total lifetime water savings of 2,693 AF.
- **MWD CII Save-A-Buck Program** IEUA's foundational conservation rebate program for commercial, industrial and institutional sectors. 2,168 devices were processed for rebates with an estimated water savings of 137 AF per year and lifetime water savings of 3,242 AF.
- **Regional Water Supply Conservation Outreach Campaign** IEUA continues to work with its conservation partners on the regional conservation message. The outreach slogan is "Saving Water...It's the Right Thing to Do".

Beginning June 12, 2009, IEUA ran MWD's 30 second conservation ad on 71 screens in our local movie theatres. The campaign will continue to run through October 16, 2009, and is expected to reach about 4 million movie goers.

ACWA's SAVE OUR WATER logo was placed on two billboards donated by Lamar Advertising. The two billboard locations are on the 10 freeway in Fontana near the Cherry Street exit and on Foothill Boulevard in Upland. A third billboard was erected at the Big League Ball Field in Chino Hills. An ad with "5 Tips On Ways To Help Conserve Water" appeared monthly in the Inland Valley Daily Bulletin, Champion Newspaper, Fontana Herald News, La Opinion, and Inland Empire Magazine. Eighteen full page conservation messages appeared in the Inland Valley Daily Bulletin.

- **Community Outreach**

IEUA participated in:

- Upland's Family Fun Day
- Chino Basin Water Conservation District's Earth Day Event
- Cucamonga Valley Water District's Water Awareness Day
- City of Chino Hills Day at the LA County Fair
- Day at the Chino Creek Wetlands and Educational Park
- Earth Day at the Chino Creek Wetlands and Educational Park

- **Water Wise Landscape Contest** IEUA participated in Western Municipal Water District's Water-wise Landscape Contest. Out of 99 entries, 33 were from IEUA's service area. Fontana residents, Tim and Laura McPherson, took third place in the contest. Entries were for front yard residential landscapes and were judged on attractive use of water-wise landscaping, irrigation system efficiency, and good maintenance practices.

Participating agencies included: Western Municipal Water District, IEUA, Eastern Municipal Water District, Rancho California Water District, City of Corona, Elsinore Valley Municipal Water District, and City of Riverside Public Utilities.

- **Regional Water and Landscape Fair** The annual water and landscape fair was held on October 25, 2008, at the Chino Basin Water Conservation District. The fair is a community awareness event partnership with our retail water agencies and was created to educate the public on the importance

of saving water. Over 400 people attended the event where money saving devices, tips and rebate information was provided.

- **Inland Green Expo** IEUA participated as a Platinum Sponsor at the Green Expo that was held the first weekend in May at the Ontario Convention Center. The expo promoted green products and technologies. Approximately 2,000 people attended the weekend event.

IEUA Regional Conservation Programs Annual Report Summary Charts

Program	District Devices/ Rebates	Gallons Saved (year)	AF Saved (year)	AF Saved Lifetime	Funding Sources (dollars)				Total	Payback Period (years) ⁽¹⁾
					DWR	IEUA	MWD	Total		
FY 2008-2009										
Residential Rebate Programs										
Ultra Low Flush Toilets (ULFT)	4	49,399	0.15	3.03	0	0	240	240		3.2
High Efficiency Toilets (HET)	2,096	29,026,807	89.08	1,781.60	0	0	345,840	345,840		7.8
High Efficiency Clothes Washers (HECW)	1,191	10,711,244	32.87	493.07	0	0	131,010	131,010		8.0
Rolling Nozzles for Pop-up Spray Heads	958	1,248,661	3.83	19.16	0	0	3,832	3,832		2.0
Weather based Irrigation Controllers (WBIC)	10	1,059,016	3.25	32.50	0	0	800	800		0.5
Water Wise Landscape (Turf Buy Back) (157,837 Sq. Ft.)	117	7,200,388	22.10	220.97	0	206,799	0	206,799		18.8
Synthetic Turf (102,183 Sq. Ft.)	114	4,661,501	14.31	143.06	0	30,655	30,655	61,310		8.6
Subtotal	4,490	53,957,015	166	2,693.39	0	237,454	512,377	749,831		
IEUA Multi-Family Direct Install Prog. (HET)										
IEUA Multi-Family Direct Install Prog. (HET)	1,682	23,293,459	71.49	1,429.70	123,358	59,980	277,530	460,868		12.9
Subtotal	1,682	23,293,459	71	1,429.70	123,357.88	59,980	277,530	460,868.00		
CII Save-A-Buck Rebate Program										
ULFT Flushometer	0	0	0.00	0.00	0	0	0	0		0.0
ULFT Tank	1	12,350	0.04	0.76	0	0	60	60		3.2
High Efficiency Toilets (HET)	1,554	21,520,829	66.05	1,320.90	0	209,790	256,410	466,200		14.2
Waterless Urinals	332	13,273,997	40.74	814.73	0	0	132,800	132,800		6.5
Conductivity Controller	4	839,392	2.576	12.88	0	175	2,500	2,675		2.1
High Efficiency Clothes Washers	19	170,876	0.52	5.24	0	1,900	1,520	3,420		13.1
Water Brooms	5	249,928	0.77	3.84	0	0	750	750		2.0
Weather based Irrigation Controllers (WBIC)	57	6,036,390	18.53	185.25	0	0	38,133	38,133		4.1
Synthetic Turf (1,925 Sq. Ft.)	2	87,817	0.27	2.70	0	578	578	1,155		8.6
Rolling Nozzles for Pop-up Spray Heads	43	56,046	0.17	0.86	0	0	172	172		2.0
Large Rotary Nozzles	120	703,838	2.16	21.60	0	0	1,560	1,560		1.4
Pre-Rinse Spray Head Nozzles	31	1,545,511	4.74	23.72	0	0	1,860	1,860		0.8
Subtotal	2,168	44,496,974	137	2,392.47	0.00	212,443	436,343	648,785.00		
MWD Public Sector Program										
High Efficiency Toilets (HET)	4	55,395	0.17	3.40	0	0	1,285	1,285		15.2
Waterless Urinals	2	81,463	0.25	5.00	0	0	1,071	1,071		8.6
Water Brooms	49	2,449,292	7.52	37.59	0	0	16,706	16,706		4.5
Weather Based Irrigation Controllers (WBIC)	73	14,486,358	44.46	444.57	0	0	121,036	121,036		5.5
Central Computer Irrigation Controllers (CCIC)	515	166,470,759	510.88	5,108.80	0	0	2,103,868	2,103,868		8.3
Synthetic Turf (185,612 Sq. Ft.)	2	4,243,072	25.99	259.86	0	0	139,209	139,209		10.7
Subtotal	645	187,786,338	589	5,859.21	0.00	0.00	2,383,174.94	2,383,174.94		
TOTAL	8,985	309,533,786	963	12,374.77	123,357.88	509,876.52	3,609,424.34	4,242,658.74		

⁽¹⁾ Payback period = Total direct program costs / AF saved/year x MWD Tier II rate/AF

Additional Grant Reimbursements	AF saved/year x MWD Tier II rate/AF	Total	Payback Period (years)
Phase III Landscape Evaluation Program	135	\$54,596.90	0.3
TOTAL (Grant+Main)	9,120	\$177,955	\$4,363,602

IEUA Regional Conservation Programs Annual Report Summary Charts

Program	District Devices/ Rebates	Gallons Saved (Year)	1733.89				Funding Sources (dollars)			Payback Period (years) ⁽¹⁾
			AF Saved (Year)	AF Saved Lifetime	DWR	IEUA	MWD	Total		
FY 2007-2008										
Residential Rebate Programs										
Ultra Low Flush Toilets (ULFT)	110	1,358,473	4.17	83.38	0	0	0	6,600	6,600	3.5
High Efficiency Toilets (HET)	93	1,287,926	3.95	79.05	0	0	0	15,345	15,345	8.5
High Efficiency Clothes Washers (HECW)	1,547	13,912,925	42.70	640.46	0	0	0	170,170	170,170	8.7
Rotating Nozzles for Pop-up Spray Heads	1,193	1,554,961	4.77	23.86	0	0	0	4,772	4,772	2.2
Weather based Irrigation Controllers (WBIC)	25	2,647,539	8.13	81.25	0	0	4,000	2,000	6,000	1.6
Water Wise Landscape (Turf Buy Back) (21,506 Sq. Ft.)	20	981,085	3.01	30.11	0	0	43,012	0	43,012	31.2
Synthetic Turf (61,970 Sq. Ft.)	68	2,827,018	8.68	86.76	0	0	18,591	18,591	37,182	9.4
Subtotal	3,056	24,569,928	75	1,024.86	0	0	65,603	217,478	283,081	
IEUA Multi-Family Direct Install Prog. (HET/ULFT)										
IEUA Multi-Family Direct Install Prog. (HET/ULFT)	4,213	52,029,509	159.67	1,596.73	308,981	308,981	150,236	252,780	711,997	9.7
Subtotal	4,213	52,029,509	160	1,596.73	308,981.42	308,981.42	150,235.58	252,780.00	711,997.00	
CII Save-A-Buck Rebate Program										
ULFT Flushometer	0	0	0.00	0.00	0	0	0	0	0	0.0
ULFT Tank	9	111,148	0.34	6.82	0	0	0	1,215	1,215	7.8
High Efficiency Toilets (HET)	1,916	26,534,047	81.43	1,628.60	0	0	258,660	316,140	574,800	15.4
Waterless Urinals	606	24,229,042	74.36	1,487.12	0	0	0	242,400	242,400	7.1
Conductivity Controller	12	2,518,177	7.728	38.64	0	0	2,100	7,500	9,600	2.7
High Efficiency Clothes Washers	48	431,687	1.32	13.25	0	0	13,920	6,240	20,160	33.2
Water Brooms	1	49,986	0.15	0.77	0	0	0	150	150	2.1
Weather based Irrigation Controllers (WBIC)	6	635,409	1.95	19.50	0	0	0	3,780	3,780	4.2
Synthetic Turf (32,525 Sq. Ft.)	4	1,483,763	4.55	45.54	0	0	9,758	9,758	19,515	9.4
Rotating Nozzles for Pop-up Spray Heads	65	84,721	0.26	1.30	0	0	0	260	260	2.2
Subtotal	2,667	56,077,980	172	3,241.54	0.00	0.00	284,437.50	587,442.50	871,880.00	
MWD Public Sector Program										
High Efficiency Toilets (HET)	0	0	0.00	0.00	0	0	0	0	0	0.0
Waterless Urinals	56	2,238,987	6.87	137.42	0	0	0	68,600	68,600	21.8
Water Brooms	98	4,898,583	15.03	75.17	0	0	0	37,240	37,240	5.4
Weather Based Irrigation Controllers (WBIC)	42	6,377,556	19.57	195.72	0	0	0	42,168	42,168	4.7
Central Computer Irrigation Controllers (CCIC)	36	9,654,313	29.63	296.28	0	0	0	112,464	112,464	8.3
Subtotal	232	23,169,440	71	704.59	0.00	0.00	0.00	260,472.00	260,472.00	
TOTAL	10,168	155,846,856	478	6,567.72	308,981.42	308,981.42	500,276.08	1,318,172.50	2,127,430.00	

⁽¹⁾ Payback period = Total direct program costs / AF saved/year x MWD Tier II rate/AF

IEUA Regional Conservation Programs Annual Report Summary Charts

Program	District Devices/ Rebates	Gallons Saved (year)	AF Saved (year)	AF Saved Lifetime	Funding Sources (dollars)			Total	Payback Period (years) ⁽¹⁾
					DWR	IEUA	MWD		
FY 2006-2007									
Residential Programs									
Ultra Low Flush Toilets (ULFT)	179	2,210,606	6.78	135.68	0	0	10,740	10,740	3.7
High Efficiency Toilets (HET)	14	193,881	0.60	11.90	0	0	2,310	2,310	9.1
High Efficiency Clothes Washers (HECW)	1,456	13,094,518	40.19	602.78	0	0	160,160	160,160	9.3
Rotating Sprinkler Nozzles	158	205,938	0.63	3.16	0	0	632	632	2.3
Weather Based Irrigation Controllers (WBIC) - Rebate	33	3,494,752	10.73	107.25	0	5,280	2,640	7,920	1.7
Weather Based Irrigation Controllers (WBIC) - Distribution	330	34,947,520	107.25	1,072.50	0	0	79,200	79,200	1.7
Subtotal	2,170	54,147,215	166	1,933.28	0	5,280	255,682	260,962	
IEUA Multi-Family Direct Install Prog. (HET/ULFT)									
Multi-Family Toilet Program (HET/ULFT)	10,132	125,127,696	384.00	7,680.06	673,848	327,644	551,280	1,552,772	9.5
Subtotal	10,132	125,127,696	384	7,680.06	673,847.92	327,644.08	551,280.00	1,552,772.00	
CIU Save-A-Buck Rebate Program									
ULFT Flushometer	4	49,399	0.15	3.03	0	60	540	600	9.3
ULFT Tank	379	4,680,556	14.36	287.28	0	5,685	51,165	56,850	9.3
High Efficiency Toilets (HET)	1	13,849	0.04	0.85	0	45	165	210	11.6
Zero Water Urinal	97	3,878,246	11.90	238.04	0	0	38,800	38,800	7.6
Conductivity Controller	4	839,392	2.576	12.88	0	0	2,500	2,500	2.3
High Efficiency Clothes Washers (HECW)	140	1,259,088	3.86	57.96	0	9,800	18,200	28,000	17.0
Water Brooms	1	49,986	0.15	0.77	0	0	150	150	2.3
Weather Based Irrigation Controllers (WBIC)	16	1,694,425	5.20	52.00	0	0	10,080	10,080	4.5
Subtotal	642	12,464,941	38	652.81	0.00	15,590.00	121,600.00	137,190.00	
TOTAL	12,944	191,739,852	588	10,266.14	\$673,848	\$348,514	\$928,562	\$1,950,924	

⁽¹⁾ Payback period = $\frac{\text{Total direct program costs}}{\text{AF saved/year} \times \text{MWD Tier II rate/AF}}$

IEUA Regional Conservation Programs Annual Report Summary Charts

Program	District Devices/ Rebates	Gallons Saved (year)	AF Saved (year)	AF Saved Lifetime	Funding Sources (dollars)			Total	Payback Period (years) ⁽¹⁾
					City	IEUA	MWD		
FY 2005-2006									
Residential Programs									
City Event (ULFT)	1,640	20,253,595	62.16	1,243.12	0	10,660	98,400	109,060	4.1
IEUA Regional Event (ULFT)	0	0	0.00	0.00	0	0	0	0	0.0
IEUA Rebate Program (ULFT)	531	6,557,719	20.12	402.50	0	563	32,580	33,176	3.9
High Efficiency Clothes Washers	1,365	12,276,111	37.67	565.11	0	1,186	140,910	142,191	8.8
Subtotal	3,536	39,087,424	120	2,210.73	0.00	12,409.00	271,890.00	284,427.00	
IEUA Multi-Family Direct Install Prog. (HET/ULFT)									
Multi-Family Program	6,000	74,098,517	227.40	4,548.00	0	495,004	287,160	782,164	8.1
Subtotal	6,000	74,098,517	227	4,548.00	0.00	495,004.00	287,160.00	782,164.00	8.1
CII Save-A-Buck Rebate Program									
ULFT's (Tank)	1,133	13,992,270	42.94	858.81	0	914	67,980	58,036	3.2
Conductivity Controller	0	0	0	0.00	0	0	0	0	0.0
High Efficiency Clothes Washers	83	746,459	2.29	34.36	0	0	20,750	20,750	21.2
Water Brooms	3	149,957	0.46	2.30	0	0	300	300	1.5
Pre-Rinse Spray Nozzles	0	0	0.00	0.00	0	0	0	0	0.0
Weather Based Irrigation Controllers (WBIC)	22	2,329,835	7.15	107.25	0	0	0	0	0.0
Subtotal	1,241	17,218,521	53	1,003	0	914	89,030	79,086	
TOTAL	10,777	130,404,462	400	7761.46	0	\$507,413	\$648,080	\$1,145,677	
FY 2004-2005									
Residential Programs									
City Event (ULFT)	726	8,965,921	27.52	550.31	0	4,719	43,560	48,279	4.1
IEUA Regional Event (ULFT)	796	9,830,403	30.17	603.37	0	8,756	47,760	56,516	4.4
IEUA Rebate Program (ULFT)	643	7,940,891	24.37	487.39	0	643	38,580	39,223	3.8
High Efficiency Clothes Washers	1,888	16,979,705	52.11	781.63	0	1,888	207,680	209,568	9.4
Pool Cover Rebates	58	990,607	3.04	15.20	0	5,035	0	5,035	3.9
Subtotal	4,111	44,707,527	137	2,437.90	0.00	21,041.00	337,580.00	358,621.00	
IEUA Multi-Family Direct Install Prog. (HET/ULFT)									
Multi-Family Program	4,187	51,708,415	158.69	3,173.75	0	439,635	251,220	690,855	10.2
Subtotal	4,187	51,708,415	159	3,173.75	0.00	439,635.00	251,220.00	690,855.00	10.2
CII Save-A-Buck Rebate Program									
ULFT's (Tank)	5	61,749	0.19	3.79	0	0	0	0	0.0
Conductivity Controller	2	419,696	1.288	6.44	0	0	1,000	1,000	1.8
High Efficiency Clothes Washers	26	233,831	0.72	10.76	0	0	6,500	6,500	21.2
Water Brooms	0	0	0.00	0.00	0	0	0	0	0.0
Pre-Rinse Spray Nozzles	1	49,855	0.15	0.77	0	0	50	50	0.8
X-Ray Film Processor (MWD CII)	6	6,256,339	19.20	96.00	0	0	12,000	12,000	1.5
Subtotal	40	7,021,470	22	118	0	0	19,550	19,550	
TOTAL	8,338	103,437,412	317	5729.41	0	\$460,676	\$608,350	\$1,069,026	

⁽¹⁾ Payback period = $\frac{\text{Total direct program costs}}{\text{AF saved/year} \times \text{MWD Tier II rate/AF}}$

IEUA Regional Conservation Programs Annual Report Summary Charts

Program	District Devices/ Rebates	Gallons Saved (year)	AF Saved (year)	AF Saved Lifetime	Funding Sources (dollars)				Payback Period (years) ⁽¹⁾
					DWR	IEUA	MWD	Total	
FY 2003-2004									
Residential Programs									
City Event (ULFT)	1377	17,005,610	52.19	1,043.77	0	2,734	81,940	84,674	3.8
IEUA Regional Event (ULFT)	1613	19,920,151	61.13	1,222.65	0	17,743	96,780	114,523	4.4
IEUA Rebate Program (ULFT)	1446	17,857,743	54.80	1,096.07	0	1,446	86,760	88,206	3.8
High Efficiency Clothes Washers	1776	15,972,434	49.02	735.26	0	1,823	200,530	202,353	9.7
Pool Cover Rebates	231	6,412,748	19.68	98.40	0	12,243	0	12,243	1.5
Subtotal	6,443	77,168,686	237	4,196.15	0.00	35,989.00	466,010.00	501,999.00	
IEUA Multi-Family Direct Install Prog. (HET/ULFT)									
Multi-Family Program	2,101	25,946,831	79.63	1,592.56	0	71,434	126,060	197,494	5.8
Subtotal	2,101	25,946,831	80	1,592.56	0	71,434	126,060	197,494	
CII Save-A-Buck Rebate Program									
High Efficiency Clothes Washers	111	998,277	3.06	61.27	0	0	27,750	27,750	0.0
Water Brooms (Rebates)	210	10,496,964	32.21	161.07	0	20,100	21,000	41,100	3.0
Water Brooms (Distribution)	113	5,648,366	17.33	86.67	0	10,600	11,300	21,900	3.0
Pre-Rinse Spray Nozzles	0	0	0.00	0.00	0	0	0	0	0.0
Subtotal	434	17,143,608	53	309	0	30,700	60,050	90,750	
TOTAL	8,978	120,259,124	369	6097.72	0	\$138,123	\$652,120	\$790,243	

FY 2002-2003									
Residential Programs									
City Event (ULFT)	1692	20,895,782	64.13	1,282.54	0	3,540	106,200	109,740	4.0
IEUA Regional Event (ULFT)	1052	12,991,940	39.87	797.42	0	11,286	61,560	72,846	4.3
IEUA Rebate Program (ULFT)	198	2,445,251	7.50	150.08	0	198	11,880	12,078	3.8
High Efficiency Clothes Washers	1395	12,545,915	38.50	577.53	0	1,476	162,360	163,836	10.0
Pool Cover Rebates	235	9,984,075	30.64	153.20	0	12,455	0	12,455	1.0
Subtotal	4,572	58,862,963	181	2,960.77	0.00	28,955.00	342,000.00	370,955.00	
IEUA Multi-Family Direct Install Prog. (HET/ULFT)									
Multi-Family Program	891	11,003,630	33.77	675.38	0	33,728	59,520	93,248	6.5
Subtotal	891	11,003,630	34	675.38	0	33,728	59,520	93,248	
CII Save-A-Buck Rebate Program									
High Efficiency Clothes Washers	148	1,331,036	4.08	61.27	0	0	37,000	37,000	21.2
Water Brooms	62	3,099,104	9.51	47.55	0	6,600	6,600	13,200	3.3
Pre-Rinse Spray Nozzles	462	23,033,104	70.69	353.43	0	0	23,100	23,100	0.8
X-Ray Film Processor (MWD CII)	13	13,555,402	41.60	208.00	0	0	26,000	26,000	1.5
Restaurant Table Tent Program	N/A	N/A	N/A	N/A	N/A	N/A	N/A	N/A	N/A
Subtotal	685	41,018,645	126	670.26	0.00	6,600.00	92,700.00	99,300.00	
TOTAL	6,148	110,885,238	340	4,306	\$0	\$69,283	\$494,220	\$563,503	

⁽¹⁾ Payback period = $\frac{\text{Total direct program costs}}{\text{AF saved/year} \times \text{MWD Tier II rate/AF}}$

CBWCD-Phase III Landscape Audit Program Performance

FY 07/08

Member Agency	Total CII Sites Audited	Total Irrigated Acreage Audited	Total Potential Water Savings (AF/YR)
City of Chino	5	7.43	4.41
MVWD	13	20.60	120.08
City of Ontario	1	0.07	1.00
City of Upland	5	8.15	70.94
CVWD	0	0.00	0.00
FWC	0	0.00	0.00
City of Chino Hills	0	0.00	0.00
SAWC	0	0.00	0.00
TOTAL	24	36.25	196.43

FY 08/09

Member Agency	Total CII Sites Audited	Total Irrigated Acreage Audited	Total Potential Water Savings (AF/YR)
City of Chino	46	75.14	281.41
MVWD	28	40.03	113.86
City of Ontario	17	64.53	71.93
City of Upland	16	25.38	133.63
CVWD	20	25.94	104.53
FWC	2	0.97	8.40
City of Chino Hills	6	57.21	68.51
SAWC	0	0.00	0.00
TOTAL	135	289.20	782.27

Summary of Water Education/Community Outreach Program Results
2002-2009

Program	# Schools	# Students	# Teachers	Funding
FY 08-09				
National Theatre for Children	50	24,087	939	\$ 46,400.00
Garden In Every School	6	3,426	158	\$ 27,000.00
FY 07-08				
National Theatre for Children	43	23,363	752	\$ 44,161.00
Garden In Every School	6	2,070	112	\$ 53,970.00
FY 06-07				
National Theatre for Children	44	20,798	688	\$ 37,928.00
Garden In Every School	7	1,781	42	\$ 82,625.00
FY 05-06				
National Theatre for Children	50	23,357	1,016	\$ 93,428.00
IEUA PDA Classes	0	0	0	\$ -
Garden In Every School	6	1,960	46	
FY 04-05				
National Theatre for Children	48	20,861	906	\$ 83,444.00
IEUA PDA Classes	0	0	0	\$ -
Garden In Every School	7	1,690	34	
FY 03-04				
Think Magic! It's Earth	18	7,929	349	\$ 31,716.00
IEUA PDA Classes	0	0	0	\$ -
FY 02-03				
Think Magic! It's Earth	17	8,359	374	\$ 33,436.00
IEUA PDA Classes	0	0	0	\$ -
TOTALS:	302	139,681	5,416	\$ 534,108.00

Garden In Every School Program Participants
2008-2009

Schools & City
FY 08-09 Anna Borba Fundamental Elementary (Chino) Glenmeade Elementary (Chino Hills) Grapeland Elementary (Etiwanda) Jasper Elementary (Alta Loma) Perdew Elementary (Etiwanda) The Ontario Center School (Ontario)
FY 07-08 EJ Marshall Elementary (Chino) Chaparral Elementary (Chino Hills) Our Lady of Lourdes (Montclair) Peppertree Elementary (Upland) Los Amigos Elementary (Rancho Cucamonga) Oak Park Elementary (Fontana)
FY 06-07 El Rancho Elementary (Chino) Litel Elementary (Chino Hills) Liberty Elementary (Ontario) Buena Vista Arts Integrated Elementary (Montclair) Sycamore Elementary (Upland) Victoria Groves Elementary (Rancho Cucamonga) Poplar Elementary (Fontana)
FY 05-06 Newman Elementary (Chino) Hidden Trails Elementary (Chino Hills) Ranch View Elementary (Ontario) Foothill Knolls Elementary (Upland) Coyote Canyon Elementary (Rancho Cucamonga) North Tamarind Elementary (Fontana)
FY 04-05 Rhodes Elementary (Chino) Butterfield Ranch Elementary (Chino Hills) Euclid Elementary (Ontario) Lehigh Elementary (Montclair) Magnolia Elementary (Upland) Alta Loma Elementary (Rancho Cucamonga) Grant Elementary (Fontana)

CITY OF CHINO
Conservation Programs Annual Report
FY 2008/2009



City of Chino
IEUA Regional Conservation Programs Annual Report

Program	District Devices/ Rebates				Gallons Saved (year)	AF Saved (year)	AF Saved Lifetime	Funding Sources (dollars)				Total	Payback Period (years) ⁽¹⁾
								DWR	IEUA	MWD			
FY 2008-2009													
Residential Rebate Programs													
Ultra Low Flush Toilets (ULFT)	0		0	0.00		0.00		0	0	0	0	0	0.0
High Efficiency Toilets (HET)	87		2,465,063	7.57		151.30		0	0	29,370	29,370	0	7.8
High Efficiency Clothes Washers (HECW)	40		782,433	2.40		36.02		0	0	9,570	9,570	0	8.0
Rotating Nozzles for Pop-up Spray Heads	1		52,136	0.16		0.80		0	0	160	160	0	2.0
Weather based Irrigation Controllers (WBIC)	4		105,902	0.33		3.25		0	0	80	80	0	0.5
Water Wise Landscape (Turf Buy Back) (5,966 Sq. Ft.)	8		272,164	0.84		8.35		0	7,300	0	7,300	0	17.5
Synthetic Turf (6,233 Sq. Ft.)	318		284,344	0.87		8.73		0	1,870	1,870	3,740	0	8.6
Subtotal			3,962,042	12		208.45		0	9,170	41,050	50,220		
IEUA Multi-Family Direct Install Prog. (HET)													
IEUA Multi-Family Direct Install Prog. (HET)	235		3,254,437	9.99		199.75		17,235	8,380	38,775	64,390		12.9
Subtotal			3,254,437	10		199.75		17,234.90	8,380	38,775	64,390.00		
City Save-A-Buck Rebate Program													
ULFT Flushometer	0		0	0.00		0.00		0	0	0	0	0	0.0
ULFT Tank	0		0	0.00		0.00		0	0	0	0	0	0.0
High Efficiency Toilets (HET)	26		360,065	1.11		22.10		0	3,510	4,290	7,800	0	14.2
Waterless Urinals	29		1,159,476	3.56		71.17		0	0	11,600	11,600	0	6.5
Conductivity Controller	0		0	0		0.00		0	0	0	0	0	0.0
High Efficiency Clothes Washers	3		26,980	0.08		0.83		0	300	240	540	0	13.1
Water Brooms	0		0	0.00		0.00		0	0	0	0	0	0.0
Weather based Irrigation Controllers (WBIC)	8		847,213	2.60		26.00		0	0	5,352	5,352	0	4.1
Synthetic Turf (Sq. Ft.)	0		0	0.00		0.00		0	0	0	0	0	0.0
Rotating Nozzles for Pop-up Spray Heads	0		0	0.00		0.00		0	0	0	0	0	0.0
Large Rotary Nozzles	0		0	0.00		0.00		0	0	0	0	0	0.0
Pre-Rinse Nozzles	15		747,828	2.30		11.48		0	0	900	900	0	0.8
Subtotal			3,141,562	10		131.57		0.00	3,810	22,382	26,192.00		
MWD Public Sector Program													
High Efficiency Toilets (HET)	0		0	0.00		0.00		0	0	0	0	0	0.0
Waterless Urinals	0		0	0.00		0.00		0	0	0	0	0	0.0
Water Brooms	0		0	0.00		0.00		0	0	0	0	0	0.0
Weather Based Irrigation Controllers (WBIC)	44		14,222,744	43.65		436.48		0	0	212,530	212,530	0	9.8
Central Computer Irrigation Controllers (CCIC)	1		1,018,539	3.13		31.26		0	0	16,745	16,745	0	10.7
Synthetic Turf (22,327 Sq. Ft.)	45		15,241,283	47		467.74		0.00	0.00	229,275.37	229,275.37	0	0.0
Subtotal			25,599,324	79		1,007.50		17,234.90	21,360.00	331,482.27	370,077.17		
TOTAL	679		25,599,324	79		1,007.50		17,234.90	21,360.00	331,482.27	370,077.17		0.0

⁽¹⁾ Payback period = $\frac{\text{Total direct program costs}}{\text{AF saved/year} \times \text{MWD Tier II rate/AF}}$

City of Chino

IEUA Regional Conservation Programs Annual Report

Program	District Devices/ Rebates	Gallons Saved (year)	AF Saved (year)	AF Saved Lifetime	Funding Sources (dollars)				Total	Payback Period (years) ⁽¹⁾
					DWR	IEUA	MWD			
FY 2007-2008										
Residential Rebate Programs										
Ultra Low Flush Toilets (ULFT)	6	74,099	0.23	4.55	0	0	360	360	3.7	
High Efficiency Toilets (HET)	0	0	0.00	0.00	0	0	0	0	0.0	
High Efficiency Clothes Washers (HECW)	170	1,528,893	4.69	70.38	0	0	18,700	18,700	9.3	
Rotating Nozzles for Pop-up Spray Heads	22	28,675	0.09	0.44	0	0	88	88	2.3	
Weather based Irrigation Controllers (WBIC)	0	0	0.00	0.00	0	0	0	0	0.0	
Water Wise Landscape (Turf Buy Back) (Sq. Ft.)	0	0	0.00	0.00	0	0	0	0	0.0	
Synthetic Turf (2,215 Sq. Ft.)	3	101,046	0.31	3.10	0	0	665	665	10.0	
Subtotal	201	1,732,713	5	78.47	0	0	19,813	20,477		
IEUA Multi-Family Direct Install Prog. (HET/ULFT)										
IEUA Multi-Family Direct Install Prog. (HET/ULFT)	28	345,793	1.06	21.22	2,054	998	1,680	4,732	10.4	
Subtotal	28	345,793	1	21.22	2,053.52	998.48	1,680.00	4,732.00		
CII Save-A-Buck Rebate Program										
ULFT Flushometer	0	0	0.00	0.00	0	0	0	0	0.0	
ULFT Tank	0	0	0.00	0.00	0	0	0	0	0.0	
High Efficiency Toilets (HET)	158	2,188,089	6.72	134.30	0	21,330	26,070	47,400	16.5	
Waterless Urinals	90	3,598,373	11.04	220.86	0	0	36,000	36,000	7.6	
Conductivity Controller	0	0	0	0.00	0	0	0	0	0.0	
High Efficiency Clothes Washers	0	0	0.00	0.00	0	0	0	0	0.0	
Water Brooms	0	0	0.00	0.00	0	0	0	0	0.0	
Weather based Irrigation Controllers (WBIC)	0	0	0.00	0.00	0	0	0	0	0.0	
Synthetic Turf (30,400 Sq. Ft.)	2	1,386,822	4.26	42.56	0	9,120	9,120	18,240	10.0	
Rotating Nozzles for Pop-up Spray Heads	0	0	0.00	0.00	0	0	0	0	0.0	
Subtotal	250	7,173,284	22	397.72	0.00	30,450.00	71,190.00	101,640.00	34.2	
MWD Public Sector Program										
High Efficiency Toilets (HET)	0	0	0.00	0.00	0	0	0	0	0.0	
Waterless Urinals	51	2,039,078	6.26	125.15	0	0	62,475	62,475	23.4	
Water Brooms	42	2,099,393	6.44	32.21	0	0	15,960	15,960	5.8	
Weather Based Irrigation Controllers (WBIC)	0	0	0.00	0.00	0	0	0	0	0.0	
Central Computer Irrigation Controllers (CCIC)	0	0	0.00	0.00	0	0	0	0	0.0	
Subtotal	93	4,138,471	13	157.37	0.00	0.00	78,435.00	78,435.00	29.2	
TOTAL	572	13,390,260	41	654.78	2,053.52	32,112.98	171,117.50	205,284.00	63.4	

⁽¹⁾ Payback period = $\frac{\text{Total direct program costs}}{\text{AF saved/year} \times \text{MWD Tier II rate/AF}}$

City of Chino
IEUA Regional Conservation Programs Annual Report

Program	District Devices/ Rebates	Gallons Saved (year)	Funding Sources (dollars)					Payback Period (years) ⁽¹⁾	
			AF Saved (year)	AF Saved Lifetime	City	IEUA	MWD		Total
FY 2006-2007									
Residential Rebate Programs									
Ultra Low Flush Toilets (ULFT)	11	124,377	0.38	7.63	0	0	660	660	4.0
High Efficiency Toilets (HET)	0	0	0.00	0.00	0	0	0	0	0.0
High Efficiency Clothes Washers (HECW)	146	4,024,781	12.35	185.27	0	0	16,060	16,060	3.0
Rotating Sprinkler Nozzles	0	0	0.00	0.00	0	0	0	0	0.0
Weather Based Irrigation Controllers (WBIC) - Rebate	2	423,606	1.30	13.00	0	320	160	480	0.9
Weather Based Irrigation Controllers (WBIC) - Distribution	28	5,930,488	18.20	182.00	0	0	6,720	6,720	0.9
Subtotal	187	10,503,253	32.23	387.91	0	320	23,600	23,920	
IEUA Multi-Family Direct Install Prog. (HET/ULFT)									
Multi-Family Toilet Program (HET/ULFT)	944	10,673,836	32.76	655.14	69,233	33,663	56,640	159,536	11.4
Subtotal	944	10,673,836	32.76	655.14	69,233	33,663	56,640	159,536	
GII Save-A-Buck Rebate Program									
ULFT Flushometer	0	0	0.00	0	0	0	0	0	0.0
ULFT Tank	0	0	0.00	0.00	0	0	0	0	0.0
High Efficiency Toilets (HET)	0	0	0.00	0.00	0	0	0	0	0.0
Zero Water Urinal	1	39,917	0.12	2.45	0	0	400	400	7.6
Conductivity Controller	1	209,848	0.64	3.22	0	0	625	625	2.3
High Efficiency Clothes Washers (HECW)	24	661,608	2.0304	30.46	0	1,680	3,120	4,800	5.5
Water Brooms	0	0	0.00	0.00	0	0	0	0	0.0
Weather Based Irrigation Controllers (WBIC)	2	423,606	1.30	13.00	0	0	1,260	1,260	2.3
Subtotal	28	12,008,815	36.85	704.26	69,233	35,343	62,045	166,621	17.7
TOTAL	1,159	33,185,904	102	1,747.31	138,465.92	69,326.08	142,285.00	350,077.00	

Total direct program costs
 AF saved/year x MWD Tier II rate/AF

(1) Payback period =

City of Chino

IEUA Regional Conservation Programs Annual Report

Program	Funding Sources (dollars)						Payback Period (years) ⁽¹⁾	
	District Devices/ Rebates	Gallons Saved (year)	AF Saved (year)	AF Saved Lifetime	City	IEUA		MWD
FY 2005-2006								
Residential Programs								
City Event (ULFT)	0	0	0.00	0.00	0	0	0	0
IEUA Regional Event (ULFT)	33	373,132	1.15	22.90	0	33	1,980	2,013
IEUA Rebate Program (ULFT)	128	1,151,166	3.53	52.99	0	128	14,080	14,208
High Efficiency Clothes Washers	161	1,524,298	4.68	75.89	0	161	16,060	16,221
Subtotal								
IEUA Multi-Family Direct Install Prog. (HET/ULFT)	145	1,639,519	5.03	100.83	0	15,225	8,700	23,925
Multi-Family Program	145	1,639,519	5.03	100.83	0	15,225	8,700	23,925
Subtotal								
Cil Save-A-Buck Rebate Program								
ULFT's (Tank)	0	0	0.00	0	0	0	0	0
Conductivity Controller	0	0	0.00	0.00	0	0	0	0
High Efficiency Clothes Washers	0	0	0	0.00	0	0	0	0
Water Brooms	0	0	0.00	0.00	0	0	0	0
Pre-Rinse Spray Nozzles	0	0	0.00	0.00	0	0	0	0
Weather Based Irrigation Controllers (WBIC)	0	0	0.00	0.00	0	0	0	0
Subtotal								
TOTAL	306	3,163,818	10	177	0	15,386	24,760	40,146
FY 2004-2005								
Residential Programs								
City Event (ULFT)	236	2,668,459	8.19	163.78	0	1,534	14,160	15,694
IEUA Regional Event (ULFT)	2	22,614	0.07	1.39	0	22	120	142
IEUA Rebate Program (ULFT)	44	497,509	1.53	30.54	0	44	2,640	2,684
High Efficiency Clothes Washers	195	1,753,730	5.38	80.73	0	195	21,450	21,645
Pool Cover Rebates	6	102,492	0.31	1.57	0	1,219	0	1,219
Subtotal	483	5,044,804	15	278.01	0.00	3,014.00	38,370.00	41,384.00
IEUA Multi-Family Direct Install Prog. (HET/ULFT)	8	90,456	0.28	5.55	0	840	480	1,320
Multi-Family Program	8	90,456	0	5.55	0.00	840.00	480.00	1,320.00
Subtotal								
Cil Save-A-Buck Rebate Program								
ULFT (Tank)	0	0	0.00	0.00	0	0	0	0
Conductivity Controller	0	0	0	0.00	0	0	0	0
High Efficiency Clothes Washers	18	161,883	0.50	7.45	0	0	4,500	4,500
Water Brooms	0	0	0.00	0.00	0	0	0	0
Pre-Rinse Spray Nozzles	0	0	0.00	0.00	0	0	0	0
X-Ray Film Processor (MWD Cil)	0	0	0.00	0.00	0	0	0	0
Subtotal	18	161,883	0	7	0	0	4,500	4,500
TOTAL	509	5,297,143	16	291.01	0	\$3,854	\$43,350	\$47,204

⁽¹⁾ Payback period = Total direct program costs / AF saved/year x MWD Tier II rate/AF

City of Chino
IEUA Regional Conservation Programs Annual Report

Program	District Devices/ Rebates	Gallons Saved (year)	AF Saved (year)	AF Saved Lifetime	Funding Sources (dollars)			Total	Payback Period (years) ⁽¹⁾
					City	IEUA	MWD		
FY 2003-2004									
Residential Programs									
City Event (ULFT)	287	3,245,118	9.96	199.18	0	574	17,220	17,794	4.7
IEUA Regional Event (ULFT)	2	22,614	0.07	1.39	0	22	120	142	3.4
IEUA Rebate Program (ULFT)	130	1,469,914	4.51	90.22	0	130	7,800	7,930	4.6
High Efficiency Clothes Washers	130	1,169,153	3.59	53.82	0	130	14,300	14,430	5.7
Pool Cover Rebates	23	802,854	2.46	12.30	0	1,219	0	1,219	2.4
Subtotal	572	6,709,653	21	356.91	0.00	2,075.00	39,440.00	41,515.00	
IEUA Multi-Family Direct Install Prog. (HET/ULFT)									
Multi-Family Program	106	1,198,545	3.68	73.56	0	3,604	6,360	9,964	4.2
Subtotal	106	1,198,545	4	73.56	0	3,604	6,360	9,964	
CII Save-A-Buck Rebate Program									
High Efficiency Clothes Washers	18	161,883	0.50	7.45	0	0	4,500	4,500	5.1
Water Brooms (Rebate)	2	99,971	0.31	1.53	0	0	200	200	1.6
Water Brooms (Distribution)	24	1,199,653	3.68	18.41	0	2,400	2,400	4,800	3.1
Pre-Rinse Spray Nozzles	0	0	0.00	0.00	0	0	0	0	0.0
Subtotal	44	1,461,507	4	27	0	2,400	7,100	9,500	
TOTAL	722	9,369,705	29	457.86	0	\$8,079	\$52,900	\$60,979	

FY 2002-2003									
Residential Programs									
City Event (ULFT)	370	4,183,601	12.84	256.78	0	740	22,200	22,940	4.7
IEUA Regional Event (ULFT)	33	373,132	1.15	22.90	0	363	1,980	2,343	5.6
IEUA Rebate Program (ULFT)	14	158,298	0.49	9.72	0	14	840	854	5.1
High Efficiency Clothes Washers	127	1,142,173	3.51	52.58	0	127	13,970	14,097	5.8
Pool Cover Rebates	25	1,246,986	3.83	19.15	0	1,325	0	1,325	2.4
Subtotal	569	7,104,190	22	361.13	0.00	2,569.00	38,990.00	41,559.00	
IEUA Multi-Family Direct Install Prog. (HET/ULFT)									
Multi-Family Program	158	1,786,511	5.48	109.65	0	5,372	9,480	14,852	4.2
Subtotal	158	1,786,511	5	109.65	0	5,372	9,480	14,852	
CII Save-A-Buck Rebate Program									
High Efficiency Clothes Washers	42	377,726	1.16	17.39	0	0	10,500	10,500	5.0
Water Brooms	9	449,870	1.38	6.90	0	900	900	1,800	3.1
Pre-Rinse Spray Nozzles	65	84,721	0.26	1.30	0	0	3,250	3,250	0.6
X-Ray Film Processor (MWD CII)	4	4,170,893	12.80	64.00	0	0	8,000	8,000	1.5
Restaurant Table Tent Program	N/A	N/A	N/A	N/A	N/A	N/A	N/A	N/A	N/A
Subtotal	120	5,083,210	16	89.59	0.00	900.00	22,650.00	23,550.00	
TOTAL	847	13,973,911	43	560	\$0	\$8,841	\$71,120	\$79,961	

⁽¹⁾ Payback period = $\frac{\text{Total direct program costs}}{\text{AF saved/year} \times \text{MWD Tier II rate/AF}}$

Summary of Findings from CBWCD-Phase III Landscape Audit Program

FY 07/08

SUB-AGENCY	CUSTOMER	SITE	ADDRESS	CITY	Average Irrigation Uniformity	Irrigated Acreage	Estimated Water Applied in CCF/HCF	Estimated Water Needs (Annually CCF/HCF)	Potential Savings AF/YR	Recommendations	
City of Chino	Valley Christian Church	Valley Christian Church	12410 Norton Ave	Chino	27%	5.07	11508	11268	0.51	Standardize all stations to one sprinkler type. Install Weather Based System. Participate in all nozzle upgrade programs. Fix any broken lines or heads. Improve DU	
City of Chino	Yorba Court/Owen Court Associates, Inc.	Yorba Court/Owen Court Associates, Inc.	13106 Yorba Ave	Chino	42%	0.41	132	923	0.91	Standardize all stations to one sprinkler type. Install Weather Based System. Participate in all nozzle upgrade programs. Fix any broken lines or heads. Improve DU	
City of Chino	Chino Venture	Chino Venture	14728 Ramona Ave	Chino	45%	0.56	1415	1247	0.38	Standardize all stations to one sprinkler type. Install Weather Based System. Participate in all nozzle upgrade programs. Fix any broken lines or heads. Improve DU	
City of Chino	Teo Albers	Teo Albers	6241 Joaquin St	Chino	32%	0.52	2238	1172	2.45	Standardize all stations to one sprinkler type. Install Weather Based System. Participate in all nozzle upgrade programs. Fix any broken lines or heads. Improve DU	
City of Chino	Beckman Coullier Inc.	Beckman Coullier Inc.	15989 Cypress Ave	Chino	75%	0.87	2017	1946	0.16	Standardize all stations to one sprinkler type. Install Weather Based System. Participate in all nozzle upgrade programs. Fix any broken lines or heads. Improve DU	
TOTAL						7.43					4.41

FY 08/09

SUB-AGENCY	CUSTOMER	SITE	ADDRESS	CITY	Average Irrigation Uniformity	Irrigated Acreage	Estimated Water Applied in CCF/HCF	Estimated Water Needs (Annually CCF/HCF)	Potential Savings AF/YR	Recommendations
City of Chino	Amberwood Apartments	Amberwood Apartments	12957 Ramona Ave	Chino	60%	2.18	14,506	4,848	22.0	Standardize all stations to one sprinkler type. Install Weather Based System. Participate in all nozzle upgrade programs. Fix any broken lines or heads. Improve DU
City of Chino	Calvary Chapel of Chino Hills	Calvary Chapel of Chino Hills	4201 Eucalyptus Ave	Chino	76%	1.73	6,521	4,002	5.8	Standardize all stations to one sprinkler type. Install Weather Based System. Participate in all nozzle upgrade programs. Fix any broken lines or heads. Improve DU
City of Chino	Chino Pacific Warehouse	Chino Pacific Warehouse	5120 Schaefer Ave	Chino	57%	1.66	1,640	1,722	0.0	Improve DU. Install Weather Based System. Fix broken lines. Standardize all station to one type of sprinkler
City of Chino	Chino Valley YMCA	Chino Valley YMCA	5665 Edison Ave.	Chino	60%	0.92	2,187	2,041	0.3	Standardize all stations to one sprinkler type. Install Weather Based System. Participate in all nozzle upgrade programs. Fix any broken lines or heads. Improve DU
City of Chino	Envision Plastics	Envision Plastics	14312 Central Ave	Chino	55%	0.3	1,485	657	1.9	Improve DU. Install Weather Based System. Fix broken lines. Standardize all station to one type of sprinkler

Summary of Findings from CBWCD-Phase III Landscape Audit Program

City of Chino	Genstar Technologies	Genstar Technologies	4525 Edison Ave.	Chino	43%	0.47	1,527	1,045	1.1	Improve DU. Install Weather Based System. Fix broken lines. Standardize all station to one type of sprinkler
City of Chino	Inland Hills Church	Inland Hills Church	14670 Ramona Ave	Chino	63%	5.89	22,552	13,041	21.9	Standardize all stations to one sprinkler type. Install Weather Based System. Participate in all nozzle upgrade programs, fix any broken lines or heads. Improve DU
City of Chino	La Cuesta HOA	La Cuesta HOA	5640 Riverside Dr	Chino	60%	0.63	1,206	1,395	0.0	Improve DU. Install Weather Based System. Fix broken lines. Standardize all station to one type of sprinkler
City of Chino	Prime Development	Prime Development	4110 Edison Ave.	Chino	72%	0.37	1,086	503	1.3	Standardize all stations to one sprinkler type. Install Weather Based System. Participate in all nozzle upgrade programs, fix any broken lines or heads. Improve DU
City of Chino	Ramona Chino Property LLC Sieroty Co. Inc	Ramona Chino Property LLC Sieroty Co. Inc	13775-95 Ramona Ave	Chino	57%	0.43	1,822	965	2.0	Improve DU. Install Weather Based System. Fix broken lines. Standardize all station to one type of sprinkler
City of Chino	Ramona Village Assoc.	Ramona Village Assoc.	4488 Teresita Ct	Chino	53%	1.78	6,756	3,945	6.5	Standardize all stations to one sprinkler type. Install Weather Based System. Participate in all nozzle upgrade programs, fix any broken lines or heads. Improve DU
City of Chino	Royal Palm Ranch	Royal Palm Ranch	4793 Riverside Dr	Chino	46%	2.3	8,918	5,097	8.8	Improve DU. Install Weather Based System. Fix broken lines. Standardize all station to one type of sprinkler
City of Chino	Sieroty Co. Inc	Sieroty Co. Inc	4575 Schaefer	Chino	50%	0.16	641	369	0.6	Improve DU. Install Weather Based System. Fix broken lines. Standardize all station to one type of sprinkler
City of Chino	Sieroty Co. Inc	Sieroty Co. Inc	4525 Schaefer	Chino	44%	0.38	1,021	849	0.4	Standardize all stations to one sprinkler type. Install Weather Based System. Participate in all nozzle upgrade programs, fix any broken lines or heads. Improve DU
City of Chino	Sieroty Co. Inc	Sieroty Co. Inc	14225 Telephone Ave	Chino	53%	0.32	1,344	453	2.0	Improve DU. Install Weather Based System. Fix broken lines. Standardize all station to one type of sprinkler
City of Chino	United Electric Supply Company	United Electric Supply Company	15487 Dupont Ave	Chino	50%	0.25	1,815	559	2.9	Standardize all stations to one sprinkler type. Install Weather Based System. Participate in all nozzle upgrade programs, fix any broken lines or heads. Improve DU
City of Chino	Versa Technology Inc.	Versa Technology Inc.	4711 Chino Ave	Chino	68%	1.54	3,403	3,420	0.0	Standardize all stations to one sprinkler type. Install Weather Based System. Participate in all nozzle upgrade programs, fix any broken lines or heads. Improve DU
City of Chino	Almac Felt Co	Almac Felt Co	13825 Benson Ave	Chino	58%	0.19	628	279	0.8	Improve DU. Install Weather Based System. Fix broken lines. Standardize all station to one type of sprinkler
City of Chino	American Custom Golf Cars Inc	American Custom Golf Cars Inc	15710 El Prado Rd	Chino	No Test	0.22	1,527	320	2.7	Improve DU. Install Weather Based System. Fix broken lines. Standardize all station to one type of sprinkler

Summary of Findings from CBWCD-Phase III Landscape Audit Program

City of Chino	Callagua	Callagua	15148 Sierra Bonita Ln	Chino	No Test	0.05	219	73	0.33	Standardize all stations to one sprinkler type. Install Weather Based System. Participate in all nozzle upgrade programs, fix any broken lines or heads. Improve DU
City of Chino	Crystal Lane Community Association	Crystal Lane Community Association	Euclid Ave, Joy St, Fern Ave, Margaret Ave	Chino	76%	4.6	16,302	6,557	22.4	Improve DU. Install Weather Based System. Fix broken lines. Standardize all station to one type of sprinkler
City of Chino	Free Free USA Inc	Free Free USA Inc	13660 Redwood Ct	Chino	60%	0.09	356	132	0.5	Standardize all stations to one sprinkler type. Install Weather Based System. Participate in all nozzle upgrade programs, fix any broken lines or heads. Improve DU
City of Chino	Imaginary Fiberglass	Imaginary Fiberglass	15740 El Prado Rd	Chino	70%	0.23	233	325	0.0	Improve DU. Install Weather Based System. Fix broken lines. Standardize all station to one type of sprinkler
City of Chino	International House of Pancakes	International House of Pancakes	12565 Central Ave	Chino	40%	0.1	609	160	1	Standardize all stations to one sprinkler type. Install Weather Based System. Participate in all nozzle upgrade programs, fix any broken lines or heads. Improve DU
City of Chino	Park East II	Park East II	Schaefer Ave / Roswell	Chino	57%	2.8	3,964	4,056	0	Improve DU. Install Weather Based System. Fix broken lines. Standardize all station to one type of sprinkler
City of Chino	Seasons Senior Villas	Seasons Senior Villas	13160 Sixth St	Chino	63%	0.29	1,617	422	2.7	Improve DU. Install Weather Based System. Fix broken lines. Standardize all station to one type of sprinkler
City of Chino	Shaefer Roswell HOA	Shaefer Roswell HOA	Esperanza/East End Ave	Chino	61%	1.82	5,928	2,566	7.7	Standardize all stations to one sprinkler type. Install Weather Based System. Participate in all nozzle upgrade programs, fix any broken lines or heads. Improve DU
City of Chino	The Gardens	The Gardens	11918 Central Ave	Chino	42%	0.36	1,509	516	2.46	Improve DU. Install Weather Based System. Fix broken lines. Standardize all station to one type of sprinkler
City of Chino	Park Townhomes	Park Townhomes	12400 N Park	Chino	47%	1.8	6,140	2,555	8.2	Standardize all stations to one sprinkler type. Install Weather Based System. Participate in all nozzle upgrade programs, fix any broken lines or heads. Improve DU
City of Chino	Chino Womens Prison	Chino Womens Prison	16756 Chino Corona Rd	Corona	46%	23	71,667	39,221	90.00	Improve DU. Install Weather Based System. Fix broken lines. Standardize all station to one type of sprinkler
City of Chino	Cypress Creek HOA	Cypress Creek HOA	Rosjrose S/V Zinnea	Chino	68%	1.56	5,836	2,194	6.40	Improve DU. Install Weather Based System. Fix broken lines. Standardize all station to one type of sprinkler
City of Chino	First United Reformed Church	First United Reformed Church	6159 Riverside Dr	Chino	55%	1.05	4,117	1,484	6.00	Standardize all stations to one sprinkler type. Install Weather Based System. Participate in all nozzle upgrade programs, fix any broken lines or heads. Improve DU
City of Chino	Foresoms, LLC	Foresome, LLC	11760-11800 Central Ave	Chino	59%	0.45	1,873	640	2.80	Improve DU. Install Weather Based System. Fix broken lines. Standardize all station to one type of sprinkler

Summary of Findings from CBWCD-Phase III Landscape Audit Program

City of Chino	Franklin Webster Square Asn.	Franklin Webster Square Asn.	12635 Franklin Ct	Chino	51%	0.53	2,723	745	4.50	Standardize all stations to one sprinkler type. Install Weather Based System. Participate in all nozzle upgrade programs, fix any broken lines or heads. Improve DU
City of Chino	JG Construction	JG Construction	15632 El Prado Rd	Chino	59%	0.2	1,194	284	2.10	Improve DU. Install Weather Based System. Fix broken lines. Standardize all station to one type of sprinkler
City of Chino	Kumar Industries	Kumar Industries	4775 Chino Ave	Chino	66%	0.28	1,558	388	2.70	Standardize all stations to one sprinkler type. Install Weather Based System. Participate in all nozzle upgrade programs, fix any broken lines or heads. Improve DU
City of Chino	Linda Howe	Linda Howe	4187 Bernardo Ct	Chino	50%	0.18	239	278	0.00	Improve DU. Install Weather Based System. Fix broken lines. Standardize all station to one type of sprinkler
City of Chino	Parkside Village	Parkside Village	Cardiff Ave	Chino	60%	0.95	2,940	1,337	3.70	Improve DU. Install Weather Based System. Fix broken lines. Standardize all station to one type of sprinkler
City of Chino	Best Western Pine Wood	Best Western Pine Wood	12018 Central Ave	Chino	58%	0.48	1,423	689	1.68	Improve DU. Install Weather Based System. Fix broken lines. Standardize all station to one type of sprinkler
City of Chino	PMN, LLC	PMN, LLC	13405 Yorba Ave	Chino	54%	0.37	2,702	1,903	1.80	Standardize all stations to one sprinkler type. Install Weather Based System. Participate in all nozzle upgrade programs, fix any broken lines or heads. Improve DU
City of Chino	Adobe Springs	Adobe Springs	Utah St	Chino	55%	1.88	4,159	2,367	4.12	Improve DU. Install Weather Based System. Fix broken lines. Standardize all station to one type of sprinkler
City of Chino	Childrens World #129	Childrens World #129	Riverside Dr	Chino	48%	0.30	2,314	427	4.34	Standardize all stations to one sprinkler type. Install Weather Based System. Participate in all nozzle upgrade programs, fix any broken lines or heads. Improve DU
City of Chino	Hampshire Village	Hampshire Village	Medford Ct	Chino	43%	1.06	5,852	1,488	10.03	Improve DU. Install Weather Based System. Fix broken lines. Standardize all station to one type of sprinkler
City of Chino	Park East III	Park East III	Chino Ave/Lilac	Chino	50%	7.07	14,769	9,953	11.06	Standardize all stations to one sprinkler type. Install Weather Based System. Participate in all nozzle upgrade programs, fix any broken lines or heads. Improve DU
City of Chino	Saddlewood HOA	Saddlewood HOA	Saddlewood Lane	Chino	60%	1.72	2,982	2,423	1.28	Improve DU. Install Weather Based System. Fix broken lines. Standardize all station to one type of sprinkler
City of Chino	Sieroty Co. Inc-Chino Bertolini	Sieroty Co. Inc-Chino Bertolini	Norton Ave	Chino	31%	0.20	493	227	0.61	Improve DU. Install Weather Based System. Fix broken lines. Standardize all station to one type of sprinkler

TOTAL


75.14

281.41

Table 1
City of Chino
Water Education/Community Outreach Program Results
2002-2009 Period

Program	# of Schools	# of Students	# of Teachers	Funding
FY 2002-03				
Think Earth! It's Magic	1	264	12	\$ 1,056.00
IEUA PDA Classes	N/A	N/A	N/A	
TOTAL	1	264	12	\$ 1,056.00
FY 2003-04				
Think Earth! It's Magic	4	1,804	77	\$ 7,216.00
IEUA PDA Classes	N/A	N/A	N/A	
TOTAL	4	1,804	77	\$ 7,216.00
FY 2004-05				
National Theater for Children	N/A	N/A	N/A	
IEUA PDA Classes	N/A	N/A	N/A	
Garden In Every School	1	386	14	
TOTAL	1	386	14	
FY 2005-06				
National Theater for Children	N/A	N/A	N/A	
IEUA PDA Classes	N/A	N/A	N/A	
Garden In Every School	1	380	13	
TOTAL	1	380	13	
FY 2006-07				
National Theater for Children	N/A	N/A	N/A	
IEUA PDA Classes	N/A	N/A	N/A	
Garden In Every School	1	250	8	
TOTAL	1	250	8	
FY 2007-08				
National Theater for Children	N/A	N/A	N/A	
Garden In Every School	1	45	3	\$ 7,776.00
TOTAL	1	45	3	\$ 7,776.00
FY 2008-09				
National Theater for Children	N/A	N/A	N/A	
Garden In Every School	1	615	30	\$ 4,500.00
TOTAL	1	615	30	\$ 4,500.00
2002-2009 Totals	10	3,744	157	\$ 20,548.00

CITY OF CHINO HILLS
Conservation Programs Annual Report
FY 2008/2009



City of Chino Hills
IEUA Regional Conservation Programs Annual Report

Program	District Devices/ Rebates	Gallons Saved (year)	AF Saved (year)	AF Saved Lifetime	Funding Sources (dollars)				Total	Payback Period (years) ⁽¹⁾
					DWR	IEUA	MWD			
FY 2008-2009										
Residential Rebate Programs										
Ultra Low Flush Toilets (ULFT)	0	0	0.00	0.00	0	0	0	0	0	0.0
High Efficiency Toilets (HET)	70	969,407	2.98	59.50	0	0	11,550	11,550	0	7.8
High Efficiency Clothes Washers (HECW)	207	1,861,652	5.71	85.70	0	0	22,770	22,770	0	8.0
Rotating Nozzles for Pop-up Spray Heads	36	46,923	0.14	0.72	0	0	144	144	0	2.0
Weather based Irrigation Controllers (WBIC)	1	105,902	0.33	3.25	0	0	80	80	0	0.5
Water Wise Landscape (Turf Buy Back) (16,789 Sq. Ft.)	16	765,900	2.35	23.50	0	25,484	0	25,484	0	21.7
Synthetic Turf (28,243 Sq. Ft.)	23	1,288,421	3.95	39.54	0	8,473	8,473	16,946	0	8.6
Subtotal	353	5,038,204	15	212.21	0	33,957	43,017	76,974		
IEUA Multi-Family Direct Install Prog. (HET)										
IEUA Multi-Family Direct Install Prog. (HET)	0	0	0.00	0.00	0	0	0	0	0	0.0
Subtotal	0	0	0	0.00	0.00	0	0	0.00		
City Save-A-Buck Rebate Program										
ULFT Flushometer	0	0	0.00	0.00	0	0	0	0	0	0.0
ULFT Tank	0	0	0.00	0.00	0	0	0	0	0	0.0
High Efficiency Toilets (HET)	387	5,359,434	16.45	328.95	0	52,245	63,855	116,100	0	14.2
Waterless Urinals	0	0	0.00	0.00	0	0	0	0	0	0.0
Conductivity Controller	0	0	0	0.00	0	0	0	0	0	0.0
High Efficiency Clothes Washers	5	44,967	0.14	1.38	0	500	400	900	0	13.1
Water Brooms	0	0	0.00	0.00	0	0	0	0	0	0.0
Weather based Irrigation Controllers (WBIC)	0	0	0.00	0.00	0	0	0	0	0	0.0
Synthetic Turf (Sq. Ft.)	0	0	0.00	0.00	0	0	0	0	0	0.0
Rotating Nozzles for Pop-up Spray Heads	0	0	0.00	0.00	0	0	0	0	0	0.0
Large Rotary Nozzles	0	0	0.00	0.00	0	0	0	0	0	0.0
Pre-Rinse Nozzles	10	498,552	1.53	7.65	0	0	600	600	0	0.8
Subtotal	402	5,902,954	18	337.98	0.00	52,745	64,855	117,600.00		28.0
MWD Public Sector Program										
High Efficiency Toilets (HET)	0	0	0.00	0.00	0	0	0	0	0	0.0
Waterless Urinals	0	0	0.00	0.00	0	0	0	0	0	0.0
Water Brooms	0	0	0.00	0.00	0	0	0	0	0	0.0
Weather Based Irrigation Controllers (WBIC)	0	0	0.00	0.00	0	0	0	0	0	0.0
Central Computer Irrigation Controllers (CCIC)	347	112,165,735	344.22	3,442.24	0	0	1,411,069	1,411,069	0	8.2
Synthetic Turf (Sq. Ft.)	0	0	0.00	0.00	0	0	0	0	0	0.0
Subtotal	347	112,165,735	344	3,442.24	0.00	0.00	1,411,068.56	1,411,068.56		28.0
TOTAL	1,102	123,106,892	378	3,992.43	0.00	86,701.90	1,518,940.46	1,605,642.36		28.0

⁽¹⁾ Payback period = $\frac{\text{Total direct program costs}}{\text{AF saved/year} \times \text{MWD Tier II rate/AF}}$

**City of Chino Hills
IEUA Regional Conservation Programs Annual Report**

Program	District Devices/ Rebates	Gallons Saved (year)	AF Saved (year)	AF Saved Lifetime	Funding Sources (dollars)				Total	Payback Period (years) ⁽¹⁾
					DWR	IEUA	MWD	Total		
FY 2007-2008										
Residential Rebate Programs										
Ultra Low Flush Toilets (ULFT)	7	86,448	0.27	5.31	0	0	420	420	3.7	
High Efficiency Toilets (HET)	14	193,881	0.60	11.90	0	0	2,310	2,310	9.1	
High Efficiency Clothes Washers (HECW)	240	2,158,437	6.62	99.36	0	0	26,400	26,400	9.3	
Rotating Nozzles for Pop-up Spray Heads	0	0	0.00	0.00	0	0	0	0	0.0	
Weather based Irrigation Controllers (WBIC)	0	0	0.00	0.00	0	0	0	0	0.0	
Water Wise Landscape (Turf Buy Back) (552 Sq. Ft.)	1	25,182	0.08	0.77	0	1,104	0	1,104	33.5	
Synthetic Turf (3,690 Sq. Ft.)	7	168,335	0.52	5.17	0	1,107	1,107	2,214	10.0	
Subtotal	269	2,632,283	8	122.50	0	2,211	30,237	32,448	65.6	
IEUA Multi-Family Direct Install Prog. (HET/ULFT)										
IEUA Multi-Family Direct Install Prog. (HET/ULFT)	0	0	0.00	0.00	0	0	0	0	0.0	
Subtotal	0	0	0	0.00	0.00	0.00	0.00	0.00	0.0	
Cil Save-A-Buck Rebate Program										
ULFT Flushometer	0	0	0.00	0.00	0	0	0	0	0.0	
ULFT Tank	0	0	0.00	0.00	0	0	0	0	0.0	
High Efficiency Toilets (HET)	0	0	0.00	0.00	0	0	0	0	0.0	
Waterless Urinals	14	559,747	1.72	34.36	0	0	5,600	5,600	7.6	
Conductivity Controller	0	0	0	0.00	0	0	0	0	0.0	
High Efficiency Clothes Washers	0	0	0.00	0.00	0	0	0	0	0.0	
Water Brooms	0	0	0.00	0.00	0	0	0	0	0.0	
Weather based Irrigation Controllers (WBIC)	0	0	0.00	0.00	0	0	0	0	0.0	
Synthetic Turf (Sq. Ft.)	0	0	0.00	0.00	0	0	0	0	0.0	
Rotating Nozzles for Pop-up Spray Heads	0	0	0.00	0.00	0	0	0	0	0.0	
Subtotal	14	559,747	2	34.36	0.00	0.00	5,600.00	5,600.00	7.6	
MWD Public Sector Program										
High Efficiency Toilets (HET)	0	0	0.00	0.00	0	0	0	0	0.0	
Waterless Urinals	0	0	0.00	0.00	0	0	0	0	0.0	
Water Brooms	45	2,249,349	6.90	34.52	0	0	17,100	17,100	5.8	
Weather Based Irrigation Controllers (WBIC)	0	0	0.00	0.00	0	0	0	0	0.0	
Central Computer Irrigation Controllers (CCIC)	0	0	0.00	0.00	0	0	0	0	0.0	
Subtotal	45	2,249,349	7	34.52	0.00	0.00	17,100.00	17,100.00	5.8	
TOTAL	328	5,441,379	17	191.38	0.00	2,211.00	52,937.00	55,148.00	79.1	

⁽¹⁾ Payback period = $\frac{\text{Total direct program costs}}{\text{AF saved/year} \times \text{MWD Tier II rate/AF}}$

**City of Chino Hills
IEUA Regional Conservation Programs Annual Report**

Program	District Devices/ Rebates	Gallons Saved (year)	AF Saved (year)	AF Saved Lifetime	Funding Sources (dollars)				Payback Period (years) ⁽¹⁾
					City	IEUA	MWD	Total	
FY 2006-2007									
Residential Rebate Programs									
Ultra Low Flush Toilets (ULFT)	16	180,912	0.56	11.10	0	0	960	960	4.0
High Efficiency Toilets (HET)	0	0	0.00	0.00	0	0	0	0	0.0
High Efficiency Clothes Washers (HECW)	223	6,147,440	18.87	282.99	0	0	24,530	24,530	3.0
Rotating Sprinkler Nozzles	0	0	0.00	0.00	0	0	0	0	0.0
Weather Based Irrigation Controllers (WBIC) - Rebate	4	847,213	2.60	26.00	0	640	320	960	0.9
Weather Based Irrigation Controllers (WBIC) - Distribution	9	1,906,228	5.85	58.50	0	0	2,160	2,160	0.9
Subtotal	252	9,081,793	28	378.59	0	640	27,970	28,610	
IEUA Multi-Family Direct Install Prog. (HET/ULFT)									
Multi-Family Toilet Program (HET/ULFT)	0	0	0.00	0.00	0	0	0	0	0.0
Subtotal	0	0	0	0.00	0.00	0.00	0.00	0.00	0.0
Gil Save-A-Buck Rebate Program									
ULFT Flushometer	0	0	0.00	0.00	0	0	0	0	0.0
ULFT Tank	0	0	0.00	0.00	0	0	0	0	0.0
High Efficiency Toilets (HET)	0	0	0.00	0.00	0	0	0	0	0.0
Zero Water Urinal	0	0	0.00	0.00	0	0	0	0	0.0
Conductivity Controller	0	0	0.00	0.00	0	0	0	0	0.0
High Efficiency Clothes Washers (HECW)	0	0	0.00	0.00	0	0	0	0	0.0
Water Brooms	0	0	0.00	0.00	0	0	0	0	0.0
Weather Based Irrigation Controllers (WBIC)	0	0	0.00	0.00	0	0	0	0	0.0
Subtotal	0	0	0	0.00	0.00	0.00	0.00	0.00	0.0
TOTAL	252	9,081,793	28	378.59	\$0	\$640	\$27,970	\$28,610	

⁽¹⁾ Payback period = $\frac{\text{Total direct program costs}}{\text{AF saved/year} \times \text{MWD Tier II rate/AF}}$

City of Chino Hills
IEUA Regional Conservation Programs Annual Report

Program	District Devices/ Rebates	Gallons Saved (year)	AF Saved (year)	AF Saved Lifetime	Funding Sources (dollars)				Payback Period (years) ⁽¹⁾
					City	IEUA	MWD	Total	
FY 2005-2006									
Residential Programs									
City Event (ULFT)	0	0	0	0.00	0	0	0	0	0.0
IEUA Regional Event (ULFT)	0	0	0	0.00	0	0	0	0	0.0
IEUA Rebate Program (ULFT)	65	734,957	2	45.11	130	7,800	7,930	7,930	8.2
High Efficiency Clothes Washers	214	1,924,606	5.91	88.60	130	14,300	14,430	14,430	5.7
Subtotal	279	2,659,563	8	133.71	0.00	260.00	22,100.00	22,360.00	
IEUA Multi-Family Direct Install Prog. (HET/ULFT)									
Multi-Family Program	1,175	13,285,760	41	815.45	0	3,604	6,360	9,964	0.6
Subtotal	1,175	13,285,760	41	815.45	0.00	3,604.00	6,360.00	9,964.00	0.6
Cil Save-A-Buck Rebate Program									
ULFT's (Tank)	0	0	0	0.00	0	0	0	0	0.0
Conductivity Controller	0	0	0	0.00	0	0	0	0	0.0
High Efficiency Clothes Washers	0	0	0.00	0.00	0	0	0	0	0.0
Water Brooms	0	0	0.00	0.00	0	0	0	0	0.0
Pre-Rinse Spray Nozzles	0	0	0.00	0.00	0	0	0	0	0.0
Weather Based Irrigation Controllers (WBIC)	0	0	0.00	0.00	0	0	0	0	0.0
Subtotal	0	0	0	0	0	0	0	0	0.0
TOTAL	1,454	15,945,323	49	949.16	0	\$3,864	\$28,460	\$32,324	

FY 2004-2005									
Residential Programs									
City Event (ULFT)	0	0	0	0.00	0	0	0	0	0.0
IEUA Regional Event (ULFT)	7	79,149	0	4.86	0	77	420	497	4.8
IEUA Rebate Program (ULFT)	79	893,255	3	54.83	0	79	4,740	4,819	4.1
High Efficiency Clothes Washers	307	2,761,001	8.47	127.10	0	307	33,770	34,077	9.4
Pool Cover Rebates	6	102,492	0.31	1.57	0	318	0	318	2.4
Subtotal	399	3,835,897	12	188.35	0.00	781.00	38,930.00	39,711.00	
IEUA Multi-Family Direct Install Prog. (HET/ULFT)									
Multi-Family Program	530	5,992,726	18	367.82	0	55,650	31,800	87,450	11.1
Subtotal	530	5,992,726	18	367.82	0.00	55,650.00	31,800.00	87,450.00	11.1
Cil Save-A-Buck Rebate Program									
ULFT's (Tank)	0	0	0	0.00	0	0	0	0	0.0
Conductivity Controller	0	0	0	0.00	0	0	0	0	0.0
High Efficiency Clothes Washers	0	0	0.00	0.00	0	0	0	0	0.0
Water Brooms	0	0	0.00	0.00	0	0	0	0	0.0
Pre-Rinse Spray Nozzles	0	0	0.00	0.00	0	0	0	0	0.0
X-Ray Film Processor	0	0	0.00	0.00	0	0	0	0	0.0
Subtotal	0	0	0	0	0	0	0	0	0.0
TOTAL	929	9,828,623	30	556.17	0	\$56,431	\$70,730	\$127,161	

⁽¹⁾ Payback period = $\frac{\text{Total direct program costs}}{\text{AF saved/year} \times \text{MWD Tier II rate/AF}}$

City of Chino Hills
IEUA Regional Conservation Programs Annual Report

Program	District Devices/ Rebates	Gallons Saved (year)	AF Saved (year)	AF Saved Lifetime	Funding Sources (dollars)				Total	Payback Period (years) ⁽¹⁾
					City	IEUA	MWD			
FY 2003-2004										
Residential Programs										
City Event (ULFT)	0	0	0	0.00	0	0	0	0	0	0
IEUA Regional Event (ULFT)	3	33,921	0	2.08	0	33	180	213	5.1	
IEUA Rebate Program (ULFT)	189	2,137,029	7	131.17	0	189	11,340	11,529	4.6	
High Efficiency Clothes Washers	233	2,095,483	6.43	96.46	0	233	25,630	25,863	5.7	
Pool Cover Rebates	21	802,854	2.46	12.30	0	1,113	0	1,113	2.4	
Subtotal	446	5,069,286	16	242.01	0.00	1,568.00	37,150.00	38,718.00		
IEUA Multi-Family Direct Install Prog. (HET/ULFT)										
Multi-Family Program	25	282,676	1	17.35	0	850	1,500	2,350	4.3	
Subtotal	25	282,676	1	17.35	0	850	1,500	2,350		
Cil Save-A-Buck Rebate Program										
High Efficiency Clothes Washers	0	0	0.00	0.00	0	0	0	0	0	
Water Brooms (Rebate)	19	949,725	2.91	14.57	0	1,900	1,900	3,800	3.1	
Water Brooms (Distribution)	0	0	0.00	0.00	0	0	0	0	0	
Pre-Rinse Spray Nozzles	0	0	0.00	0.00	0	0	0	0	0	
Subtotal	19	949,725	3	15	0	1,900	1,900	3,800		
TOTAL	490	6,301,687	19	273.93	0	\$4,318	\$40,550	\$44,868		

FY 2002-2003										
Residential Programs										
City Event (ULFT)	0	0	0	0.00	0	0	0	0	0	0
IEUA Regional Event (ULFT)	48	542,737	2	33.31	0	528	2,880	3,408	5.4	
IEUA Rebate Program (ULFT)	28	316,597	1	19.43	0	28	1,680	1,708	4.5	
High Efficiency Clothes Washers	199	1,789,704	5.49	82.39	0	199	21,890	22,089	5.8	
Pool Cover Rebates	27	1,246,986	3.83	19.15	0	1,431	0	1,431	2.4	
Subtotal	302	3,896,024	12	154.28	0.00	2,186.00	26,450.00	28,636.00		
IEUA Multi-Family Direct Install Prog. (HET/ULFT)										
Multi-Family Program	0	0	0	0.00	0	0	0	0	0	
Subtotal	0	0	0	0.00	0	0	0	0		
Cil Save-A-Buck Rebate Program										
High Efficiency Clothes Washers	0	0	0.00	0.00	0	0	0	0	0.0	
Water Brooms	5	249,928	0.77	3.84	0	900	900	1,800	3.1	
Pre-Rinse Spray Nozzles	16	20,854	0.06	0.32	0	0	800	800	0.5	
X-Ray Film Processor	0	0	0.00	0.00	0	0	0	0	0	
Restaurant Table Tent Program	N/A	N/A	N/A	N/A	N/A	N/A	N/A	N/A	N/A	
Subtotal	21	270,782	1	4.16	0.00	900.00	1,700.00	2,600.00		
TOTAL	323	4,166,806	13	158.44	0	\$3,086	\$28,150	\$31,236		

⁽¹⁾ Payback period = $\frac{\text{Total direct program costs}}{\text{AF saved/year} \times \text{MWD Tier II rate/AF}}$

Summary of Findings from CWCD-Phase III Landscape Audit Program

FY 07/08

SUB-AGENCY	CUSTOMER	SITE	ADDRESS	CITY	Average Irrigation Uniformity	Irrigated Acreage	Estimated Water Applied in CCF/HCF	Estimated Water Needs (Annually CCF/HCF)	Potential Savings AF/YR	Recommendations
City of Chino Hills										

TOTAL

0 0 0

FY 08/09

SUB-AGENCY	CUSTOMER	SITE	ADDRESS	CITY	Average Irrigation Uniformity	Irrigated Acreage	Estimated Water Applied in CCF/HCF	Estimated Water Needs (Annually CCF/HCF)	Potential Savings AF/YR	Recommendations
City of Chino Hills	Orakridge HOA	Orakridge HOA	2757 Grand Ave	Chino Hills	72%	9.60	12.106	8,090	9.2	Install Weather Based System, Participate in all nozzle upgrade program
City of Chino Hills	Carbon Canyon I HOA	Carbon Canyon I HOA	15238 Turquoise Circle	Chino Hills	56%	11.25	13.163	7,928	12.03	Standardize all stations to one sprinkler type, Install Weather Based System, Participate in all nozzle upgrade programs, fix any broken lines or heads, improve DU
City of Chino Hills	Carbon Canyon I HOA	Carbon Canyon I HOA	15239 Turquoise Circle	Chino Hills	56%	11.25	13.163	7,928	12.03	Standardize all stations to one sprinkler type, Install Weather Based System, Participate in all nozzle upgrade programs, fix any broken lines or heads, improve DU
City of Chino Hills	Carbon Canyon I HOA	Carbon Canyon I HOA	15240 Turquoise Circle	Chino Hills	56%	11.25	13.163	7,928	12.03	Standardize all stations to one sprinkler type, Install Weather Based System, Participate in all nozzle upgrade programs, fix any broken lines or heads, improve DU
City of Chino Hills	Carbon Canyon I HOA	Carbon Canyon I HOA	15241 Turquoise Circle	Chino Hills	56%	11.25	13.163	7,928	12.03	Standardize all stations to one sprinkler type, Install Weather Based System, Participate in all nozzle upgrade programs, fix any broken lines or heads, improve DU
City of Chino Hills	Rolling Ridge La Park	Rolling Ridge La Park	Glen Court	Chino Hills	62%	2.61	8547	3676	11.19	Standardize all stations to one sprinkler type, Install Weather Based System, Participate in all nozzle upgrade programs, fix any broken lines or heads, improve DU

TOTAL

57.21 68.5101

Table 2
City of Chino Hills
Water Education/Community Outreach Program Results
2002-2009 Period

Program	# of Schools	# of Students	# of Teachers	Funding
FY 2002-03				
Think Earth! It's Magic	2	633	29	\$ 2,532.00
IEUA PDA Classes	N/A	N/A	N/A	
TOTAL	2	633	29	\$ 2,532.00
FY 2003-04				
Think Earth! It's Magic	1	761	33	\$ 3,044.00
IEUA PDA Classes	N/A	N/A	N/A	
TOTAL	1	761	33	\$ 3,044.00
FY 2004-05				
National Theater for Children	4	2,093	91	\$ 8,372.00
IEUA PDA Classes	N/A	N/A	N/A	
Garden In Every School	1	210	3	
TOTAL	5	2,303	94	\$ 8,372.00
FY 2005-06				
National Theater for Children	6	3,708	161	\$ 14,832.00
IEUA PDA Classes	N/A	N/A	N/A	
Garden In Every School	1	175	4	
TOTAL	7	3,883	165	\$ 14,832.00
FY 2006-07				
National Theater for Children	6	3,770	162	\$ 15,080.00
IEUA PDA Classes	N/A	N/A	N/A	
Garden In Every School	1	125	4	
TOTAL	7	3,895	166	\$ 15,080.00
FY 2007-08				
National Theater for Children	8	4,352	140	\$ 8,216.00
Garden In Every School	1	300	14	\$ 7,776.00
TOTAL	9	4,652	154	\$ 15,992.00
FY 2008-09				
National Theater for Children	9	4,177	169	\$ 8,352.00
Garden In Every School	1	502	24	\$ 4,500.00
TOTAL	10	4,679	193	\$ 12,852.00
2002-2009 Totals	41	20,806	834	\$ 72,704.00

CITY OF ONTARIO
Conservation Programs Annual Report
FY 2008/2009



City of Ontario
IEUA Regional Conservation Programs Annual Report

Program	District Devices/ Rebates	Gallons Saved (year)	AF Saved (year)	AF Saved Lifetime	Funding Sources (dollars)			Total	Payback Period (years) ⁽¹⁾
					DWR	IEUA	MWD		
FY 2008-2009									
Residential Rebate Programs									
Ultra Low Flush Toilets (ULFT)	1	12,350	0.04	0.76	0	0	60	60	3.2
High Efficiency Toilets (HET)	136	1,883,419	5.78	115.60	0	0	22,440	22,440	7.8
High Efficiency Clothes Washers (HECW)	140	1,259,088	3.86	57.96	0	0	15,400	15,400	8.0
Rotating Nozzles for Pop-up Spray Heads	54	70,384	0.22	1.08	0	0	216	216	2.0
Weather based Irrigation Controllers (WBIC)	1	105,902	0.33	3.25	0	0	80	80	0.5
Water Wise Landscape (Turf BuyBack) (14,991 Sq. Ft.)	11	683,877	2.10	20.99	0	20,580	0	20,580	19.7
Synthetic Turf (13,174 Sq. Ft.)	15	600,987	1.84	18.44	0	3,952	3,952	7,904	8.6
Subtotal	358	4,616,005	14	218.08	0	24,532	42,148	66,680	
IEUA Multi-Family Direct Install Prog. (HET)									
IEUA Multi-Family Direct Install Prog. (HET)	757	10,483,441	32.17	643.45	55,518	26,995	124,905	207,418	12.9
Subtotal	757	10,483,441	32	643.45	55,518.38	26,995	124,905	207,418.00	
Gil Save-A-Buck Rebate Program									
ULFT Flushometer	0	0	0.00	0.00	0	0	0	0	0.0
ULFT Tank	0	0	0.00	0.00	0	0	0	0	0.0
High Efficiency Toilets (HET)	266	3,663,746	11.31	226.10	0	35,910	43,890	79,800	14.2
Waterless Urinals	67	2,678,788	8.22	164.42	0	0	26,800	26,800	6.5
Conductivity Controller	0	0	0	0.00	0	0	0	0	0.0
High Efficiency Clothes Washers	2	17,987	0.06	0.55	0	200	160	360	13.1
Water Brooms	1	49,986	0.15	0.77	0	0	150	150	2.0
Weather based Irrigation Controllers (WBIC)	39	4,130,161	12.68	126.75	0	0	26,091	26,091	4.1
Synthetic Turf (Sq. Ft.)	0	0	0.00	0.00	0	0	0	0	0.0
Rotating Nozzles for Pop-up Spray Heads	43	56,046	0.17	0.86	0	0	172	172	2.0
Large Rotary Nozzles	0	0	0.00	0.00	0	0	0	0	0.0
Pre-Rinse Nozzles	3	149,566	0.46	2.30	0	0	180	180	0.8
Subtotal	421	10,766,280	33	521.74	0.00	36,110	97,443	133,553.00	
MWD Public Sector Program									
High Efficiency Toilets (HET)	0	0	0.00	0.00	0	0	0	0	0.0
Waterless Urinals	0	0	0.00	0.00	0	0	0	0	0.0
Water Brooms	29	1,449,581	4.45	22.24	0	0	9,425	9,425	4.3
Weather Based Irrigation Controllers (WBIC)	0	0	0.00	0.00	0	0	0	0	0.0
Central Computer Irrigation Controllers (CCIC)	86	27,799,001	85.31	853.12	0	0	428,280	428,280	10.1
Synthetic Turf (163,285 Sq. Ft.)	1	7,448,921	22.86	228.60	0	0	122,464	122,464	10.7
Subtotal	116	36,697,503	113	1,103.96	0.00	0.00	560,168.75	560,168.75	
TOTAL	1,652	62,563,229	192	2,487.23	55,518.38	87,636.82	824,664.95	967,820.15	

⁽¹⁾ Payback period = $\frac{\text{Total direct program costs}}{\text{AF saved/year} \times \text{MWD Tier II rate/AF}}$

**City of Ontario
IEUA Regional Conservation Programs Annual Report**

Program	District Devices/ Rebates	Gallons Saved (year)	AF Saved (year)	AF Lifetime	Funding Sources (dollars)				Payback Period (years) ⁽¹⁾
					DWR	IEUA	MWD	Total	
FY 2007-2008									
Residential Rebate Programs									
Ultra Low Flush Toilets (ULFT)	6	74,039	0.23	4.55	0	0	360	360	3.7
High Efficiency Toilets (HET)	9	124,638	0.38	7.65	0	0	1,485	1,485	9.1
High Efficiency Clothes Washers (HECW)	168	1,510,906	4.64	69.55	0	0	18,480	18,480	2.3
Rotating Nozzles for Pop-up Spray Heads	110	143,374	0.44	2.20	0	0	440	440	9.3
Weather based Irrigation Controllers (WBIC)	1	105,902	0.33	3.25	0	160	80	240	1.7
Water Wise Landscape (Turf BuyBack) (2.682 Sq. Ft.)	3	122,351	0.38	3.75	0	5,364	0	5,364	33.5
Synthetic Turf (4.977 Sq. Ft.)	5	227,046	0.70	6.97	0	1,493	1,313	2,806	9.4
Subtotal	302	2,308,315	7	97.92	0	7,017	22,158	29,175	
IEUA Multi-Family Direct Install Prog. (HET/ULFT)									
IEUA Multi-Family Direct Install Prog. (HET/ULFT)	708	8,743,625	26.63	536.66	51,925	25,247	42,480	119,652	10.4
Subtotal	708	8,743,625	27	536.66	51,925	25,247	42,480	119,652	
City Save-A-Buck Rebate Program									
ULFT Flushometer	0	0	0.00	0.00	0	0	0	0	0.0
ULFT Tank	8	98,798	0.30	6.06	0	0	1,080	1,080	8.3
High Efficiency Toilets (HET)	1,140	15,787,461	48.46	969.00	0	153,900	188,100	342,000	16.5
Waterless Urinals	262	2,356,294	7.23	108.47	0	0	104,800	104,800	33.9
Conductivity Controller	9	1,888,632	5.786	28.98	0	1,575	5,625	7,200	2.9
High Efficiency Clothes Washers	5	44,967	0.14	2.07	0	1,450	650	2,100	35.6
Water Brooms	1	49,986	0.15	0.77	0	0	150	150	2.3
Weather based Irrigation Controllers (WBIC)	0	0	0.00	0.00	0	0	0	0	0.0
Synthetic Turf (Sq. Ft.)	0	0	0.00	0.00	0	0	0	0	0.0
Rotating Nozzles for Pop-up Spray Heads	0	0	0.00	0.00	0	0	0	0	0.0
Subtotal	1,425	20,226,158	62	1,115.35	0	156,925	300,405	457,330	
MWD Public Sector Program									
High Efficiency Toilets (HET)	0	0	0.00	0.00	0	0	0	0	0.0
Waterless Urinals	5	199,910	0.61	12.27	0	0	6,125	6,125	23.4
Water Brooms	7	349,899	1.07	5.37	0	0	2,660	2,660	5.8
Weather Based Irrigation Controllers (WBIC)	0	0	0.00	0.00	0	0	0	0	0.0
Central Computer Irrigation Controllers (CCIC)	0	0	0.00	0.00	0	0	0	0	0.0
Subtotal	12	549,808	2	17.64	0	0	8,785	8,785	
TOTAL	2,447	31,827,907	98	1767.57	51,925	189,189	373,828	614,942	

⁽¹⁾ Payback period = $\frac{\text{Total direct program costs}}{\text{AF saved/year} \times \text{MWD Tier II rate/AF}}$

City of Ontario
IEUA Regional Conservation Programs Annual Report

Program	District Devices/ Rebates	Gallons Saved (year)	AF Saved (Year)	AF Saved Lifetime	Funding Sources (dollars)				Total	Payback Period (years) ⁽¹⁾
					City	IEUA	MWD			
FY 2006-2007										
Residential Rebate Programs										
Ultra Low Flush Toilets (ULFT)	16	180,912	0.56	11.10	0	0	0	960	960	4.0
High Efficiency Toilets (HET)	3	41,546	0.13	2.55	0	0	0	795	795	14.6
High Efficiency Clothes Washers (HECW)	177	4,879,358	14.97	224.61	0	0	0	19,470	19,470	3.0
Rotating Sprinkler Nozzles	0	0	0.00	0.00	0	0	0	0	0	0.0
Weather Based Irrigation Controllers (WBIC) - Rebate	9	1,906,228	5.85	68.50	0	1,440	0	720	2,160	0.9
Weather Based Irrigation Controllers (WBIC) - Distribution	10	2,118,032	6.50	65.00	0	0	0	2,400	2,400	0.9
Subtotal	215	9,126,076	28	361.77	0	1,440	0	24,345	26,785	
IEUA Multi-Family Direct Install Prog. (HET/ULFT)										
Multi-Family Toilet Program (HET/ULFT)	950	10,741,678	32.97	659.30	69,673	33,877	57,000	160,550	160,550	11.4
Subtotal	950	10,741,678	33	659.30	69,673	33,877	57,000	160,550	160,550	
CII Save-A-Buck Rebate Program										
ULFT Flushometer	0	0	0.00	0.00	0	0	0	0	0	0.0
ULFT Tank	260	2,939,828	9.02	180.44	0	3,900	35,100	39,000	39,000	10.1
High Efficiency Toilets (HET)	0	0	0.00	0.00	0	0	0	0	0	0.0
Zero Water Urinal	0	0	0.00	0.00	0	0	0	0	0	0.0
Conductivity Controller	2	419,696	1.288	6.44	0	0	0	1,250	1,250	2.3
High Efficiency Clothes Washers (HECW)	41	1,130,247	3.47	52.03	0	2,870	5,330	8,200	8,200	5.5
Water Brooms	0	0	0.00	0.00	0	0	0	0	0	0.0
Weather Based Irrigation Controllers (WBIC) - Rebate	14	2,965,244	9.10	91.00	0	0	0	8,820	8,820	2.3
Subtotal	317	7,455,015	23	330	0	6,770	50,600	88,200	88,200	
TOTAL	1,482	27,322,769	84	1,435	\$ 69,673	\$ 42,087	\$ 131,845	\$ 243,605	\$ 243,605	

⁽¹⁾ Payback period = $\frac{\text{Total direct program costs}}{\text{AF saved/year} \times \text{MWD Tier II rate/AF}}$

**City of Ontario
IEUA Regional Conservation Programs Annual Report**

Program	District Devices/ Rebates	Gallons Saved (year)	AF Saved (year)	AF Saved Lifetime	Funding Sources (dollars)			Total	Payback Period (years) ⁽¹⁾
					City	IEUA	MWD		
FY 2005-2006									
Residential Programs									
City Event (ULFT)	392	4,432,356	14	272.05	0	2,548	23,520	26,068	4.5
IEUA Regional Event (ULFT)	0	0	0	0.00	0	0	0	0	0.0
IEUA Rebate Program (ULFT)	53	599,273	2	36.78	0	53	0	53	0.1
High Efficiency Clothes Washers	181	1,627,821	5.00	74.93	0	181	19,910	20,091	9.4
Subtotal	626	6,659,449	20	383.76	0.00	2,782.00	43,430.00	46,212.00	
IEUA Multi-Family Direct Install Prog. (HET/ULFT)									
Multi-Family Program	2,132	24,106,587	74	1,479.61	0	223,860	127,920	351,780	11.1
Subtotal	2,132	24,106,587	74	1,479.61	0	223,860	127,920	351,780	
GII Save-A-Buck Rebate Program									
ULFT's (Tank)	672	7,598,324	23	466.37	0	672	40,320	40,992	0.0
Conductivity Controller (MWD Ctl)	0	0	0	0.00	0	0	0	0	0.0
High Efficiency Clothes Washers	52	467,661	1.44	21.53	0	0	13,000	13,000	21.2
Water Brooms	2	99,971	0.31	1.53	0	0	200	200	1.5
Pre-Rinse Spray Nozzles	0	0	0.00	0.00	0	0	0	0	0.0
Weather Based Irrigation Controllers (WBIC) - Rebate	13	2,753,441	8.45	84.50	0	0	0	0	0.0
Subtotal	739	10,919,397	34	574	0	672	53,520	54,192	
TOTAL	3,497	41,685,434	128	2,865.23	0	\$227,314	\$224,870	\$452,184	

FY 2004-2005									
Residential Programs									
City Event (ULFT)	214	2,419,704	7	148.52	0	1,391	12,840	14,231	4.5
IEUA Regional Event (ULFT)	11	124,377	0	7.63	0	121	660	781	4.8
IEUA Rebate Program (ULFT)	107	1,209,852	4	74.26	0	107	6,420	6,527	4.1
High Efficiency Clothes Washers	250	2,248,372	6.90	103.50	0	250	27,500	27,750	9.4
Pool Cover Rebates	7	119,574	0.37	1.83	0	371	0	371	2.4
Subtotal	589	6,121,880	19	335.74	0.00	2,240.00	47,420.00	49,660.00	
IEUA Multi-Family Direct Install Prog. (HET/ULFT)									
Multi-Family Program	1,066	12,053,294	37	739.80	0	111,930	63,960	175,890	11.1
Subtotal	1,066	12,053,294	37	739.80	0	111,930	63,960	175,890	
GII Save-A-Buck Rebate Program									
ULFT (Tank)	5	56,535	0	3.47	0	0	0	0	0.0
Conductivity Controller	0	0	0	0.00	0	0	0	0	0.0
High Efficiency Clothes Washers	1	8,993	0.03	0.41	0	0	250	250	21.2
Water Brooms	0	0	0.00	0.00	0	0	0	0	0.0
Pre-Rinse Spray Nozzles	0	0	0.00	0.00	0	0	0	0	0.0
X-Ray Film Processor	3	3,128,170	9.60	48.00	0	0	6,000	6,000	1.5
Subtotal	9	3,193,698	10	52	0	0	6,250	6,250	
TOTAL	1,664	21,368,872	66	1,193.01	0	\$114,170	\$117,630	\$231,800	

⁽¹⁾ Payback period = $\frac{\text{Total direct program costs}}{\text{AF saved/year} \times \text{MWD Tier II rate/AF}}$

City of Ontario
IEUA Regional Conservation Programs Annual Report

Program	District Devices/ Rebates	Gallons Saved (year)	AF Saved (year)	AF Saved Lifetime	Funding Sources (dollars)				Total	Payback Period (years) ⁽¹⁾
					City	IEUA	MWD	Total		
FY 2003-2004										
Residential Programs										
City Event (ULFT)	405	4,579,347	14	281.07	0	810	24,300	25,110	4.7	
IEUA Regional Event (ULFT)	22	248,755	1	15.27	0	242	1,320	1,562	5.3	
IEUA Rebate Program (ULFT)	201	2,272,713	7	139.49	0	201	12,060	12,261	4.6	
High Efficiency Clothes Washers	226	2,032,528	6.24	93.56	0	226	24,860	25,086	5.7	
Pool Cover Rebates	28	802,854	2.46	12.30	0	1,484	0	1,484	2.4	
Subtotal	882	9,936,197	30	541.70	0.00	2,963.00	62,540.00	65,503.00		
IEUA Multi-Family Direct Install Prog. (HET/ULFT)										
Multi-Family Program	512	5,789,199	18	355.33	0	17,408	30,720	48,128	4.2	
Subtotal	512	5,789,199	18	355.33	0	17,408	30,720	48,128		
Cil Save-A-Buck Rebate Program										
High Efficiency Clothes Washers	51	458,668	1.41	21.11	0	0	12,750	12,750	5	
Water Brooms (Rebate)	7	349,899	1.07	5.37	0	0	700	700	1.5	
Water Brooms (Distribution)	82	4,098,815	12.58	62.89	0	8,200	8,200	16,400	3.1	
Pre-Rinse Spray Nozzles	0	0	0.00	0.00	0	0	0	0	0.0	
Subtotal	140	4,907,381	15	89	0	8,200	21,650	29,850		
TOTAL	1,534	20,632,777	63	986.40	0	\$28,571	\$114,910	\$143,481		
FY 2002-2003										
Residential Programs										
City Event (ULFT)	537	6,071,875	19	372.58	0	1,074	32,220	33,294	4.7	
IEUA Regional Event (ULFT)	174	1,967,423	6	120.76	0	1,914	10,440	12,354	5.3	
IEUA Rebate Program (ULFT)	18	203,527	1	12.49	0	18	1,080	1,098	4.3	
High Efficiency Clothes Washers	189	1,699,769	5.22	76.25	0	189	20,790	20,979	5.7	
Pool Cover Rebates	29	1,245,986	3.83	19.15	0	1,537	0	1,537	2.4	
Subtotal	947	11,189,580	34	603.32	0.00	4,732.00	64,530.00	69,262.00		
IEUA Multi-Family Direct Install Prog. (HET/ULFT)										
Multi-Family Program	339	3,833,083	12	235.27	0	11,526	20,340	31,866	4.2	
Subtotal	339	3,833,083	12	235.27	0	11,526	20,340	31,866		
Cil Save-A-Buck Rebate Program										
High Efficiency Clothes Washers	18	161,883	0.50	7.45	0	0	4,500	4,500	5.1	
Water Brooms	10	489,855	1.53	7.67	0	1,000	1,000	2,000	3.1	
Pre-Rinse Spray Nozzles	141	183,780	0.56	2.82	0	0	7,050	7,050	1.5	
X-Ray Film Processor (MWD Cil)	2	2,085,446	6.40	32.00	0	0	4,000	4,000	1.6	
Restaurant Table Tent Program	N/A	N/A	N/A	N/A	N/A	N/A	N/A	N/A	N/A	
Subtotal	171	2,930,965	9	49.94	0.00	1,000.00	16,550.00	17,550.00		
TOTAL	1,457	17,953,827	55	943.63	0	\$17,258	\$101,420	\$118,678		

⁽¹⁾ Payback period = $\frac{\text{Total direct program costs}}{\text{AF saved/year} \times \text{MWD Tier II rate/AF}}$

Summary of Findings from CBWCD-Phase III Landscape Audit Program

FY 07/08

SUB-AGENCY	CUSTOMER	SITE	ADDRESS	CITY	Average Irrigation Uniformity	Irrigated Acreage	Estimated Water Applied in CCF/HCF	Estimated Water Needs (Annually CCF/HCF)	Potential Savings AF/YR	Recommendations
City of Ontario	Dale Briggs	Dale Briggs	1230 W Philadelphia	Ontario	62%	0.07	586	166	1	Improve DU, Install Weather Based System, Fix broken lines, Standardize all stations to one type of sprinkler

TOTAL

0.07

1

FY 08/09

SUB-AGENCY	CUSTOMER	SITE	ADDRESS	CITY	Average Irrigation Uniformity	Irrigated Acreage	Estimated Water Applied in CCF/HCF	Estimated Water Needs (Annually CCF/HCF)	Potential Savings AF/YR	Recommendations
City of Ontario	Cedar Point HOA	Cedar Point HOA	837 Mission Blvd	City of Ontario	65%	2.90	11,602	4,211	16.9	Standardize all stations to one sprinkler type, Install Weather Based System, Participate in all nozzle upgrade programs, fix any broken lines or heads, Improve DU
City of Ontario	Cypress Park	Cypress Park	S. Cypress Ave	City of Ontario	60%	3.20	8,166	4,568	8.2	Standardize all stations to one sprinkler type, Participate in all nozzle upgrade programs, fix any broken lines or heads, Improve DU
City of Ontario	Del Rancho Park	Del Rancho Park	S. Cypress Ave	City of Ontario	55%	4.30	7,336	6,070	2.9	Participate in all nozzle upgrade programs, fix any broken lines or heads, Improve DU, Standardize all stations to one sprinkler type
City of Ontario	Euclid Median, State St south to Mission Blvd	Euclid Median, State St south to Mission Blvd	Euclid Median, State St south to Mission Blvd	City of Ontario	67%	1.70	2,383	2,475	0	Standardize all stations to one sprinkler type, Participate in all nozzle upgrade programs, fix any broken lines or heads, Improve DU
City of Ontario	Kimball Park	Kimball Park	E. Walnut St	City of Ontario	51%	5.50	7,713	7,734	0	Improve DU, Standardize all stations to one sprinkler type, Participate in all nozzle upgrade programs, fix any broken lines or heads
City of Ontario	Mountain Village Town Homes	Mountain Village Town Homes	1138 W. Francis St	City of Ontario	55%	0.20	1,562	646	2.1	Standardize all stations to one sprinkler type, Install Weather Based System, Participate in all nozzle upgrade programs, fix any broken lines or heads, Improve DU
City of Ontario	Ranch Park	Ranch Park	E. Clydesdale st	City of Ontario	60%	1.70	3,948	2,480	3.3	Participate in all nozzle upgrade programs, fix any broken lines or heads, Improve DU, Standardize all stations to one sprinkler type
City of Ontario	TSEC Investments	TSEC Investments	2551 S. Euclid Ave	City of Ontario	70%	0.13	1,618	178	3.3	Improve DU, Standardize all stations to one sprinkler type, Participate in all nozzle upgrade programs, fix any broken lines or heads


Summary of Findings from CBWCD-Phase III Landscape Audit Program

City of Ontario	Chaffey High School Chaffey/Joint Union High School District	Chaffey High School Chaffey/Joint Union High School District	1245 N. Euclid Ave	Ontario	56%	24.38	29,115	34,348	0.00	Improve DU. Standardize all stations to one sprinkler type. Participate in all nozzle upgrade programs, fix any broken lines or heads
City of Ontario	Corona Elementary Ontario-Montclair School District	Corona Elementary Ontario-Montclair School District	1149 North Corona	Ontario	63%	3.80	9,862	5,438	10.17	Standardize all stations to one sprinkler type. Install Weather Based System. Participate in all nozzle upgrade programs, fix any broken lines or heads. Improve DU
City of Ontario	Del Norte Elementary Ontario-Montclair School District	Del Norte Elementary Ontario-Montclair School District	850 North Del Norte Ave	Ontario	63%	5.00	10,344	7,043	7.58	Improve DU. Standardize all stations to one sprinkler type. Participate in all nozzle upgrade programs, fix any broken lines or heads
City of Ontario	Mt Zion Baptist Church	Mt Zion Baptist Church	224 W California St.	Ontario	51%	0.17	405	242	0.37	Standardize all stations to one sprinkler type. Install Weather Based System. Participate in all nozzle upgrade programs, fix any broken lines or heads. Improve DU
City of Ontario	Park Vista HOA	Park Vista HOA	1031 S. Palmetto	Ontario	58%	1.72	3,567	2,424	2.62	Standardize all stations to one sprinkler type. Install Weather Based System. Participate in all nozzle upgrade programs, fix any broken lines or heads. Improve DU
City of Ontario	Vina Danks Middle School Ontario-Montclair School District	Vina Danks Middle School Ontario-Montclair School District	1020 North Vine Avenue	Ontario	60%	4.26	10,043	n/a	10.80	Improve DU. Standardize all stations to one sprinkler type. Participate in all nozzle upgrade programs, fix any broken lines or heads
City of Ontario	Vineyard School Ontario-Montclair School District	Vineyard School Ontario-Montclair School District	1500 East 6th Street	Ontario	46%	3.87	n/a	n/a	n/a	Standardize all stations to one sprinkler type. Install Weather Based System. Participate in all nozzle upgrade programs, fix any broken lines or heads. Improve DU
City of Ontario	Haven Business Park	Haven Business Park	3350-3380 Shelby St	Ontario	54%	1.39	2594	1958	1.46	Improve DU. Standardize all stations to one sprinkler type. Participate in all nozzle upgrade programs, fix any broken lines or heads
City of Ontario	First Assembly of God Church - Ontario	First Assembly of God Church - Ontario	1456 North Grove Av	Ontario	57%	0.31	1402	432	2.23	Standardize all stations to one sprinkler type. Install Weather Based System. Participate in all nozzle upgrade programs, fix any broken lines or heads. Improve DU
TOTAL										
							64.53			71.93

Table 3
City of Ontario
Water Education/Community Outreach Program Results
2002-2009 Period

Program	# of Schools	# of Students	# of Teachers	Funding
FY 2002-03				
Think Earth! It's Magic	1	799	31	\$ 3,196.00
IEUA PDA Classes	N/A	N/A	N/A	
TOTAL	1	799	31	\$ 3,196.00
FY 2003-04				
Think Earth! It's Magic	1	796	39	\$ 3,184.00
IEUA PDA Classes	N/A	N/A	N/A	
TOTAL	1	796	39	\$ 3,184.00
FY 2004-05				
National Theater for Children	10	4,089	178	\$ 16,356.00
IEUA PDA Classes	N/A	N/A	N/A	
Garden In Every School	1	10	2	
TOTAL	11	4,099	180	\$ 16,356.00
FY 2005-06				
National Theater for Children	9	4,510	196	\$ 18,040.00
IEUA PDA Classes	N/A	N/A	N/A	
Garden In Every School	1	195	4	
TOTAL	10	4,705	200	\$ 18,040.00
FY 2006-07				
National Theater for Children	7	3,960	26	\$ 15,840.00
IEUA PDA Classes	N/A	N/A	N/A	
Garden In Every School	1	180	6	
TOTAL	8	4,140	32	\$ 15,840.00
FY 2007-08				
National Theater for Children	6	3,207	103	\$ 6,162.00
Garden In Every School	0	0	0	
TOTAL	6	3,207	103	\$ 6,162.00
FY 2008-09				
National Theater for Children	7	2,910	116	\$ 6,496.00
Garden In Every School	N/A	N/A	N/A	
TOTAL	7	2,910	116	\$ 6,496.00
2002-2009 Totals	44	20,656	701	\$ 69,274.00

CITY OF UPLAND
Conservation Programs Annual Report
FY 2008/2009



City of Upland
IEUA Regional Conservation Programs Annual Report

Program	District Devices/ Rebates	Gallons Saved (year)	AF Saved (year)	AF Saved Lifetime	Funding Sources (dollars)				Total	Payback Period (years) ⁽¹⁾
					DWR	IEUA	MWD	Total		
FY 2008-2009										
Residential Rebate Programs										
Ultra Low Flush Toilets (ULFT)	0	0	0.00	0.00	0	0	0	0	0	0.0
High Efficiency Toilets (HET)	74	1,024,801	3.15	62.90	0	0	12,210	12,210	12,210	7.8
High Efficiency Clothes Washers (HECW)	155	1,393,991	4.28	64.17	0	0	17,050	17,050	17,050	8.0
Rotating Nozzles for Pop-up Spray Heads	20	26,068	0.08	0.40	0	0	80	80	80	2.0
Weather based Irrigation Controllers (WBIC)	1	105,902	0.33	3.25	0	0	80	80	80	0.5
Water Wise Landscape (Turf Buy Back) (28,677 Sq. Ft.)	21	1,308,220	4.01	40.15	0	35,878	0	35,878	35,878	17.9
Synthetic Turf (8,348 Sq. Ft.)	13	380,829	1.17	11.69	0	2,504	2,504	5,009	5,009	8.6
Subtotal	284	4,239,810	13	182.56	0	38,382	31,924	70,307		
IEUA Multi-Family Direct Install Prog. (HET)										
IEUA Multi-Family Direct Install Prog. (HET)	339	4,694,698	14.41	288.15	24,862	12,089	55,935	92,886	92,886	12.9
Subtotal	339	4,694,698	14	288.15	24,862.26	12,089	55,935	92,886.00		
Gil Save-A-Buck Rebate Program										
ULFT Flushometer	0	0	0.00	0.00	0	0	0	0	0	0.0
ULFT Tank	0	0	0.00	0.00	0	0	0	0	0	0.0
High Efficiency Toilets (HET)	162	2,243,484	6.89	137.70	0	21,870	26,730	48,600	48,600	14.2
Waterless Urinals	0	0	0.00	0.00	0	0	0	0	0	0.0
Conductivity Controller	0	0	0	0.00	0	0	0	0	0	0.0
High Efficiency Clothes Washers	0	0	0.00	0.00	0	0	0	0	0	0.0
Water Brooms	0	0	0.00	0.00	0	0	0	0	0	0.0
Weather based Irrigation Controllers (WBIC)	0	0	0.00	0.00	0	0	0	0	0	0.0
Synthetic Turf (Sq. Ft.)	0	0	0.00	0.00	0	0	0	0	0	0.0
Rotating Nozzles for Pop-up Spray Heads	0	0	0.00	0.00	0	0	0	0	0	0.0
Large Rotary Nozzles	0	0	0.00	0.00	0	0	0	0	0	0.0
Pre-Rinse Nozzles	0	0	0.00	0.00	0	0	0	0	0	0.0
Subtotal	162	2,243,484	7	137.70	0.00	21,870	26,730	48,600.00		
MWD Public Sector Program										
High Efficiency Toilets (HET)	0	0	0.00	0.00	0	0	0	0	0	0.0
Waterless Urinals	0	0	0.00	0.00	0	0	0	0	0	0.0
Water Brooms	0	0	0.00	0.00	0	0	0	0	0	0.0
Weather Based Irrigation Controllers (WBIC)	51	10,120,606	31.06	310.59	0	0	84,498	84,498	84,498	5.5
Central Computer Irrigation Controllers (CCIC)	0	0	0.00	0.00	0	0	0	0	0	0.0
Synthetic Turf (Sq. Ft.)	0	0	0.00	0.00	0	0	0	0	0	0.0
Subtotal	51	10,120,606	31	310.59	0.00	0.00	84,497.82	84,497.82		
TOTAL	836	21,298,599	65	919.00	24,862.26	72,341.14	199,087.22	296,290.62		

⁽¹⁾ Payback period = $\frac{\text{Total direct program costs}}{\text{AF saved/year} \times \text{MWD Tier II rate/AF}}$

City of Upland
IEUA Regional Conservation Programs Annual Report

Program	District Devices/ Rebates	Gallons Saved (year)	AF Saved (year)	AF Saved Lifetime	Funding Sources (dollars)				Payback Period (years) ⁽¹⁾
					DWR	IEUA	MWD	Total	
FY 2007-2008									
Residential Rebate Programs									
Ultra Low Flush Toilets (ULFT)	27	333,443	1.02	20.47	0	0	1,620	1,620	3.7
High Efficiency Toilets (HET)	15	207,730	0.64	12.75	0	0	2,475	2,475	9.1
High Efficiency Clothes Washers (HECW)	236	2,122,463	6.51	97.70	0	0	25,960	25,960	9.3
Rotating Nozzles for Pop-up Spray Heads	143	186,387	0.57	2.86	0	0	572	572	2.3
Weather based Irrigation Controllers (WBIC)	2	211,803	0.65	6.50	0	320	160	480	1.7
Water Wise Landscape (Turf Buy Back) (8.587 Sq. Ft.)	8	391,732	1.20	12.02	0	17,174	0	17,174	33.5
Synthetic Turf (9,919 Sq. Ft.)	11	452,496	1.39	13.89	0	2,976	2,976	5,951	10.0
Subtotal	442	3,906,054	12	166.19	0	20,470	33,763	54,232	69.7
IEUA Multi-Family Direct Install Prog. (HET/ULFT)									
IEUA Multi-Family Direct Install Prog. (HET/ULFT)	1,541	19,030,969	58.40	1,168.08	113,017	54,952	92,460	260,429	10.4
Subtotal	1,541	19,030,969	58	1,168.08	113,016.94	54,952.06	92,460.00	260,429.00	10.4
City Save-A-Buck Rebate Program									
ULFT Flushometer	0	0	0.00	0.00	0	0	0	0	0.0
ULFT Tank	1	12,350	0.04	0.76	0	0	135	135	8.3
High Efficiency Toilets (HET)	472	6,536,571	20.06	401.20	0	63,720	77,880	141,600	16.5
Waterless Urinals	0	0	0.00	0.00	0	0	0	0	0.0
Conductivity Controller	0	0	0	0.00	0	0	0	0	0.0
High Efficiency Clothes Washers	31	278,798	0.86	12.83	0	8,990	4,030	13,020	35.6
Water Brooms	0	0	0.00	0.00	0	0	0	0	0.0
Weather based Irrigation Controllers (WBIC)	0	0	0.00	0.00	0	0	0	0	0.0
Synthetic Turf (Sq. Ft.)	0	0	0.00	0.00	0	0	0	0	0.0
Rotating Nozzles for Pop-up Spray Heads	0	0	0.00	0.00	0	0	0	0	0.0
Subtotal	504	6,827,719	21	414.79	0.00	72,710.00	82,045.00	154,755.00	60.5
MWD Public Sector Program									
High Efficiency Toilets (HET)	0	0	0.00	0.00	0	0	0	0	0.0
Waterless Urinals	0	0	0.00	0.00	0	0	0	0	0.0
Water Brooms	0	0	0.00	0.00	0	0	0	0	0.0
Weather Based Irrigation Controllers (WBIC)	0	0	0.00	0.00	0	0	0	0	0.0
Central Computer Irrigation Controllers (CCIC)	0	0	0.00	0.00	0	0	0	0	0.0
Subtotal	0	0	0	0.00	0.00	0.00	0.00	0.00	0.0
TOTAL	2,487	29,764,742	91	1,749.06	113,016.94	148,131.76	208,267.70	469,416.40	0.0

⁽¹⁾ Payback period = $\frac{\text{Total direct program costs}}{\text{AF saved/year} \times \text{MWD Tier II rate/AF}}$

City of Upland
IEUA Regional Conservation Programs Annual Report

Program	District Devices/ Rebates	Gallons Saved (Year)	AF Saved (Year)	AF Saved Lifetime	Funding Sources (dollars)				Payback Period (Years) ⁽¹⁾
					City	IEUA	MWD	Total	
FY 2006-2007									
Residential Programs									
Ultra Low Flush Toilets (ULFT)	56	633,194	1.94	38.86	0	0	3,360	3,360	4.0
High Efficiency Toilets (HET)	5	69,243	0.21	4.25	0	0	1,325	1,325	14.6
High Efficiency Clothes Washers (HECW)	238	6,560,945	20.13	302.02	0	0	26,180	26,180	3.0
Rotating Sprinkler Nozzles	0	0	0.00	0.00	0	0	0	0	0.0
Weather Based Irrigation Controllers (WBIC) - Rebate	2	423,606	1.30	13.00	0	320	160	480	0.9
Weather Based Irrigation Controllers (WBIC) - Distribution	109	23,086,543	70.85	708.50	0	0	26,160	26,160	0.9
Subtotal	410	30,773,531	92	1,066.64	0	320	53,825	54,145	
IEUA Multi-Family Direct Install Prog. (HET/ULFT)									
Multi-Family Toilet Program (HET/ULFT)	1,008	11,397,486	34.98	699.55	73,927	35,945	60,480	170,352	11.4
Subtotal	1,008	11,397,486	35	699.55	73,926.72	35,945.28	60,480.00	170,352.00	
Oil Save-A-Buck Rebate Program									
ULFT Flushometer	0	0	0.00	0.00	0	0	0	0	0.0
ULFT Tank	0	0	0.00	0.00	0	0	0	0	0.0
High Efficiency Toilets (HET)	0	0	0.00	0.00	0	0	0	0	0.0
Zero Water Urinal	2	79,833	0.25	4.90	0	0	800	800	7.6
Conductivity Controller	1	209,848	0.644	3.22	0	0	625	625	2.3
High Efficiency Clothes Washers (HECW)	1	27,567	0.08	1.27	0	70	130	200	5.5
Water Brooms	0	0	0.00	0.00	0	0	0	0	0.0
Weather Based Irrigation Controllers (WBIC)	0	0	0.00	0.00	0	0	0	0	0.0
Subtotal	4	317,249	1	9.39	0.00	70.00	1,555.00	1,625.00	
TOTAL	1,422	42,488,266	128	1,775.58	\$73,927	\$36,335	\$115,860	\$226,122	

⁽¹⁾ Payback period = $\frac{\text{Total direct program costs}}{\text{AF saved/year} \times \text{MWD Tier II rate/AF}}$

**City of Upland
IEUA Regional Conservation Programs Annual Report**

Program	District Devices/ Rebates	Gallons Saved (year)	AF Saved (year)	AF Saved Lifetime	Funding Sources (dollars)				Payback Period (years) ⁽¹⁾
					City	IEUA	MWD	Total	
FY 2005-2006									
Residential Programs									
City Event (ULFT)	1,248	14,111,173	43	866.11	0	8,112	74,880	82,992	4.5
IEUA Regional Event (ULFT)	0	0	0	0.00	0	0	0	0	0.0
IEUA Rebate Program (ULFT)	153	1,729,976	5	106.18	0	153	9,180	9,333	4.1
High Efficiency Clothes Washers	222	1,996,554	6.13	91.91	0	222	24,420	24,642	9.4
Subtotal	1,623	17,837,703	55	1,064.20	0.00	8,487.00	108,480.00	116,967.00	
IEUA Multi-Family Direct Install Prog. (HET/ULFT)									
Multi-Family Program	930	10,515,538	32	645.42	0	97,650	55,800	153,450	11.1
Subtotal	930	10,515,538	32	645.42	0.00	97,650.00	55,800.00	153,450.00	11.1
Oil Save-A-Buck Rebate Program									
ULFT's (Tank)	0	0	0	0.00	0	0	0	0	0.0
Conductivity Controller	0	0	0	0.00	0	0	0	0	0.0
High Efficiency Clothes Washers	11	98,928	0.30	4.55	0	0	2,750	2,750	21.2
Water Brooms	0	0	0.00	0.00	0	0	0	0	0.0
Pre-Rinse Spray Nozzles	0	0	0.00	0.00	0	0	0	0	0.0
Weather Based Irrigation Controllers (WBIC)	0	0	0.00	0.00	0	0	0	0	0.0
Subtotal	11	98,928	0	5	0	0	2,750	2,750	0.0
TOTAL	2,564	28,452,169	87	1,714.18	0	\$106,137	\$167,030	\$273,167	

FY 2004-2005									
Residential Programs									
City Event (ULFT)	0	0	0	0.00	0	0	0	0	0.0
IEUA Regional Event (ULFT)	11	124,377	0	7.63	0	121	660	781	4.8
IEUA Rebate Program (ULFT)	126	1,424,686	4	87.44	0	126	7,560	7,686	4.1
High Efficiency Clothes Washers	287	2,581,131	7.92	118.82	0	287	31,570	31,857	9.4
Pool Cover Rebates	14	239,148	0.73	3.67	0	742	0	742	2.4
Subtotal	438	4,369,342	13	217.57	0.00	1,276.00	39,790.00	41,066.00	
IEUA Multi-Family Direct Install Prog. (HET/ULFT)									
Multi-Family Program	981	11,092,196	34	680.81	0	103,005	58,860	161,865	11.1
Subtotal	981	11,092,196	34	680.81	0.00	103,005.00	58,860.00	161,865.00	11.1
Oil Save-A-Buck Rebate Program									
ULFT's (Tank)	0	0	0	0.00	0	0	0	0	0.0
Conductivity Controller	0	0	0	0.00	0	0	0	0	0.0
High Efficiency Clothes Washers	3	26,980	0.08	1.24	0	0	750	750	21.2
Water Brooms	0	0	0.00	0.00	0	0	0	0	0.0
Pre-Rinse Spray Nozzles	0	0	0.00	0.00	0	0	0	0	0.0
X-Ray Film Processor	0	0	0.00	0.00	0	0	0	0	0.0
Subtotal	3	26,980	0	1	0	0	750	750	0.0
TOTAL	1,422	15,488,519	48	899.62	0	104,281	99,400	203,681	

⁽¹⁾ Payback period = $\frac{\text{Total direct program costs}}{\text{AF saved/year} \times \text{MWD Tier II rate/AF}}$

City of Upland IEUA Regional Conservation Programs Annual Report

Program	District Devices/ Rebates	Gallons Saved (year)	AF Saved (year)	AF Saved Lifetime	Funding Sources (dollars)				Payback Period (years) ⁽¹⁾
					City	IEUA	MWD	Total	
FY 2003-2004									
Residential Programs									
City Event (ULFT)	100	1,130,703	3	69.40	0	200	6,000	6,200	4.8
IEUA Regional Event (ULFT)	44	497,509	2	30.54	0	484	2,640	3,124	5.3
IEUA Rebate Program (ULFT)	227	2,866,696	8	157.54	0	227	13,620	13,847	4.6
High Efficiency Clothes Washers	244	2,194,411	6.73	101.02	0	244	26,840	27,084	5.7
Pool Cover Rebates	63	802,854	2.46	12.30	0	3,339	0	3,339	2
Subtotal	678	7,192,173	22	370.79	0.00	4,494.00	49,100.00	53,594.00	
IEUA Multi-Family Direct Install Prog. (HET/ULFT)									
Multi-Family Program	116	1,311,615	4	80.50	0	3,944	6,960	10,904	4.2
Subtotal	116	1,311,615	4	80.50	0	3,944	6,960	10,904	
Cil Save-A-Buck Rebate Program									
High Efficiency Clothes Washers	16	143,896	0.44	6.62	0	0	4,000	4,000	5
Water Brooms (Rebates)	17	849,754	2.61	13.04	0	1,700	1,700	3,400	3.1
Water Brooms (Distribution)	1	49,986	0.15	0.77	0	0	100	100	1.2
Pre-Rinse Spray Nozzles	0	0	0.00	0.00	0	0	0	0	0
Subtotal	34	1,043,636	3	20	0	1,700	5,800	7,500	
TOTAL	828	9,547,424	29	471.72	0	\$10,138	\$61,860	\$71,998	

FY 2002-2003									
Residential Programs									
City Event (ULFT)	100	1,130,703	3	69.40	0	200	6,000	6,200	4.8
IEUA Regional Event (ULFT)	39	440,974	1	27.07	0	429	2,340	2,769	5.5
IEUA Rebate Program (ULFT)	12	135,684	0	8.33	0	12	720	732	4.3
High Efficiency Clothes Washers	239	2,149,444	6.60	98.95	0	239	26,290	26,529	5.7
Pool Cover Rebates	20	1,246,986	3.83	19.15	0	1,060	0	1,060	2.1
Subtotal	410	5,103,791	16	222.89	0.00	1,940.00	35,350.00	37,290.00	
IEUA Multi-Family Direct Install Prog. (HET/ULFT)									
Multi-Family Program	83	938,483	3	57.60	0	2,822	4,980	7,802	4.1
Subtotal	83	938,483	3	57.60	0	2,822	4,980	7,802	
Cil Save-A-Buck Rebate Program									
High Efficiency Clothes Washers	18	161,883	0.50	7.45	0	0	4,500	4,500	5.0
Water Brooms	11	549,841	1.69	8.44	0	1,100	1,100	2,200	3.1
Pre-Rinse Spray Nozzles	65	84,721	0.26	1.30	0	0	3,250	3,250	0.5
X-Ray Film Processor (MWD Cil)	0	0	0.00	0.00	0	0	0	0	0
Restaurant Table Tent Program	N/A	N/A	N/A	N/A	N/A	N/A	N/A	N/A	N/A
Subtotal	94	796,445	2	17.19	0.00	1,100.00	8,850.00	9,950.00	
TOTAL	587	6,838,720	21	297.68	0	5,862	48,180	55,042	

⁽¹⁾ Payback period = $\frac{\text{Total direct program costs}}{\text{AF saved/year} \times \text{MWD Tier II rate/AF}}$

Summary of Findings from CWCD-Phase III Landscape Audit Program

FY 07/08

SUB-AGENCY	CUSTOMER	SITE	ADDRESS	CITY	Average Irrigation Uniformity	Irrigated Acreage	Estimated Water Applied in CCF/HCF	Estimated Water Needs (Annually CCF/HCF)	Potential Savings AF/YR	Recommendations
City of Upland	Mountain Green Shopping Center/Pan Pacific Retail Properties	Mountain Green Shopping Center/Pan Pacific Retail Properties	1255 W 7th St	Upland	55%	0.88	6960	1968	11.5	Standardize all stations to one sprinkler type. Install Weather Based System. Participate in all nozzle upgrade programs. fix any broken lines or heads.
City of Upland	Upland Country Village/H W L Properties	Upland Country Village/H W L Properties	929 E. Foothill Blvd	Upland	54%	0.84	5827	1784	9.3	Install Weather Based System. Participate in all nozzle upgrade program
City of Upland	Parc Chateau HOA	Parc Chateau HOA	23rd St/Mountain Ave.	Upland	60%	4.36	16239	10123	14.1	Standardize all stations to one sprinkler type. Install Weather Based System. Participate in all nozzle upgrade programs. fix any broken lines or heads. Improve DU
City of Upland	Arrow Park Townhomes HOA	Arrow Park Townhomes HOA	1248 W 13th St	Upland	47%	1.22	10866	2718	18.7	Standardize all stations to one sprinkler type. Install Weather Based System. Participate in all nozzle upgrade programs. fix any broken lines or heads. Improve DU
City of Upland	Mountain Villas Complex	Mountain Villas Complex	964 W Arrow Hwy	Upland	38%	0.85	9174	1895	17.4	Standardize all stations to one sprinkler type. Install Weather Based System. Participate in all nozzle upgrade programs. fix any broken lines or heads. Improve DU

TOTAL

8.15

70.943

FY 08/09

SUB-AGENCY	CUSTOMER	SITE	ADDRESS	CITY	Average Irrigation Uniformity	Irrigated Acreage	Estimated Water Applied in CCF/HCF	Estimated Water Needs (Annually CCF/HCF)	Potential Savings AF/YR	Recommendations
City of Upland	Barbara Papankonstination	Barbara Papankonstination	697 Camphor Way	Upland	66%	0.05	155	81	0.17	Standardize all stations to one sprinkler type. Install Weather Based System. Participate in all nozzle upgrade programs. fix any broken lines or heads. Improve DU
City of Upland	Robert Steece	Robert Steece	1360 Erin Ave	Upland	57%	0.03	372	44	0.75	Improve DU. Standardize all stations to one sprinkler type. Participate in all nozzle upgrade programs. fix any broken lines or heads.
City of Upland	Stanley Brody	Stanley Brody	1483 13th Ave	Upland	No Test	0.04	278	173	0.24	Participate in all nozzles upgrade programs. fix any broken lines or heads. Improve DU. Standardize all stations to one sprinkler type
City of Upland	Upland N Hills HOA	Upland N Hills HOA	1211 Parkview Circle	Upland	60%	2.10	6,871	4,680	5.0	Standardize all stations to one sprinkler type. Participate in all nozzle upgrade programs. fix any broken lines or heads. improve DU
City of Upland	Yu Chang	Yu Chang	220 W Buffington St	Upland	78%	0.12	624	265	0.82	Standardize all stations to one sprinkler type. Install Weather Based System. Participate in all nozzle upgrade programs. fix any broken lines or heads. Improve DU

Summary of Findings from CBWCD-Phase III Landscape Audit Program

City of Upland	Home Depot #1083	Home Depot #1083	1401 E 19th St	Upland	70%	1.00	6,768	1,405	12.30	Standardize all stations to one sprinkler type. Install Weather Based System. Participate in all nozzle upgrade programs, fix any broken lines or heads. Improve DU
City of Upland	Northwood Upland Apartments II	Northwood Upland Apartments II	1662 W Arrow Highway	Upland	60%	5.05	12,640	7,112	12.70	Improve DU. Standardize all stations to one sprinkler type. Participate in all nozzle upgrade programs. fix any broken lines or heads.
City of Upland	Pepperdale Condo Association	Pepperdale Condo Association	435 W 9th St	Upland	42%	0.97	3,230	1,369	4.30	Participate in all nozzle upgrade programs, fix any broken lines or heads. Improve DU. Standardize all stations to one sprinkler type
City of Upland	Pres-Mountain Grove LP	Pres-Mountain Grove LP	818 N Mountain Ave	Upland	60%	0.78	7,418	1,100	14.50	Standardize all stations to one sprinkler type. Participate in all nozzle upgrade programs, fix any broken lines or heads. Improve DU
City of Upland	Villa Montelena HOA	Villa Montelena HOA	905 Baseline Ave	Upland	78%	1.68	12,153	2,378	22.47	Participate in all nozzle upgrade programs, fix any broken lines or heads. Improve DU. Standardize all stations to one sprinkler type
City of Upland	Brian Kennedy	Brian Kennedy	2393 N. Euclid Ave.	Upland	45%	0.23	896	395	1.15	Standardize all stations to one sprinkler type. Install Weather Based System. Participate in all nozzle upgrade programs, fix any broken lines or heads. Improve DU
City of Upland	Mountain View Park	Mountain View Park	Mildura Ave	Upland	65%	2.7	9,188	3,784	12.42	Improve DU. Standardize all stations to one sprinkler type. Participate in all nozzle upgrade programs, fix any broken lines or heads.
City of Upland	Mountain View Park	Mountain View Park	Mildura Ave	Upland	65%	2.7	9,188	3,784	12.42	Participate in all nozzle upgrade programs, fix any broken lines or heads. Improve DU. Standardize all stations to one sprinkler type
City of Upland	Mountain View Park	Mountain View Park	Mildura Ave	Upland	65%	2.7	9,188	3,784	12.42	Standardize all stations to one sprinkler type. Participate in all nozzle upgrade programs, fix any broken lines or heads. Improve DU
City of Upland	Mountain View Park	Mountain View Park	Mildura Ave	Upland	65%	2.7	9,188	3,784	12.42	Participate in all nozzle upgrade programs, fix any broken lines or heads. Improve DU. Standardize all stations to one sprinkler type
City of Upland	Rancho Monte Vista	Rancho Monte Vista	2116 W Arrow Rte.	Upland	55%	2.53	7,710	3,564	9.52	Standardize all stations to one sprinkler type. Install Weather Based System. Participate in all nozzle upgrade programs, fix any broken lines or heads. Improve DU

TOTAL

25.38

133.63

Table 4
City of Upland
Water Education/Community Outreach Program Results
2002-2009 Period

Program	# of Schools	# of Students	# of Teachers	Funding
FY 2002-03				
Think Earth! It's Magic	2	1,327	58	\$ 5,308.00
IEUA PDA Classes	N/A	N/A	N/A	
TOTAL	2	1,327	58	\$ 5,308.00
FY 2003-04				
Think Earth! It's Magic	2	123	7	\$ 492.00
IEUA PDA Classes	N/A	N/A	N/A	
TOTAL	2	123	7	\$ 492.00
FY 2004-05				
National Theater for Children	7	2,911	127	\$ 11,644.00
IEUA PDA Classes	N/A	N/A	N/A	
Garden In Every School	1	485	8	
TOTAL	8	3,396	135	\$ 11,644.00
FY 2005-06				
National Theater for Children	2	890	39	\$ 3,560.00
IEUA PDA Classes	N/A	N/A	N/A	
Garden In Every School	1	230	6	
TOTAL	3	1,120	45	\$ 3,560.00
FY 2006-07				
National Theater for Children	8	3,002	130	\$ 12,008.00
IEUA PDA Classes	N/A	N/A	N/A	
Garden In Every School	1	240	8	
TOTAL	9	3,242	138	\$ 12,008.00
FY 2007-08				
National Theater for Children	2	1,145	37	\$ 2,054.00
Garden In Every School	1	782	67	\$ 7,776.00
TOTAL	3	1,927	104	\$ 9,830.00
FY 2008-09				
National Theater for Children	2	540	14	\$ 1,856.00
Garden In Every School	N/A	N/A	N/A	
TOTAL	2	540	14	\$ 1,856.00
2002-2009 Totals	29	11,675	501	\$ 44,698.00

CUCAMONGA VALLEY WATER DISTRICT
Conservation Programs Annual Report
FY 2008/2009



Cucamonga Valley Water District IEUA Conservation Programs Annual Report

Program	District Devices/ Rebates	Gallons Saved (year)	AF Saved (year)	AF Saved Lifetime	Funding Sources (dollars)				Total	Payback Period (years) ⁽¹⁾
					DWR	IEUA	MWD			
FY 2008-2009										
Residential Rebate Programs										
Ultra Low Flush Toilets (ULFT)	3	37,049	0.11	2.27	0	0	180	180	180	3.2
High Efficiency Toilets (HET)	297	4,113,054	12.62	252,45	0	0	49,005	49,005	49,005	7.8
High Efficiency Clothes Washers (HECW)	323	2,904,896	8.91	133.72	0	0	35,530	35,530	35,530	8.0
Rotating Nozzles for Pop-up Spray Heads	575	749,457	2.30	11.50	0	0	2,300	2,300	2,300	2.0
Weather based Irrigation Controllers (WBIC)	4	423,606	1.30	13.00	0	0	320	320	320	0.5
Water Wise Landscape (Turf Buy Back) (66,317 Sq. Ft.)	49	3,025,325	9.28	92.84	0	87,921	0	87,921	87,921	19.0
Synthetic Turf (35,987 Sq. Ft.)	43	1,641,696	5.04	50.38	0	10,796	10,796	10,796	10,796	8.6
Subtotal	1,294	12,895,084	40	556.17	0	98,717	98,131	196,848	196,848	
IEUA Multi-Family Direct Install Prog. (HET)										
IEUA Multi-Family Direct Install Prog. (HET)	0	0	0.00	0.00	0	0	0	0	0	0.0
Subtotal	0	0	0	0.00	0.00	0	0	0.00	0.00	
CII Save-A-Buck Rebate Program										
ULFT Flushometer	0	0	0.00	0.00	0	0	0	0	0	0.0
ULFT Tank	1	12,350	0.04	0.76	0	0	60	60	60	3.2
High Efficiency Toilets (HET)	587	8,129,168	24.95	498.95	0	79,245	96,855	176,100	176,100	14.2
Waterless Urinals	162	6,477,071	19.88	397.55	0	0	64,800	64,800	64,800	6.5
Conductivity Controller	4	839,392	2.576	12.88	0	175	2,500	2,675	2,675	2.1
High Efficiency Clothes Washers	3	26,980	0.08	0.83	0	300	240	540	540	13.1
Water Brooms	3	149,957	0.46	2.30	0	0	450	450	450	2.0
Weather based Irrigation Controllers (WBIC)	10	1,059,016	3.25	32.50	0	0	6,690	6,690	6,690	4.1
Synthetic Turf (Sq. Ft.)	0	0	0.00	0.00	0	0	0	0	0	0.0
Rotating Nozzles for Pop-up Spray Heads	0	0	0.00	0.00	0	0	0	0	0	0.0
Large Rotary Nozzles	0	0	0.00	0.00	0	0	0	0	0	0.0
Pre-Rinse Nozzles	0	0	0.00	0.00	0	0	0	0	0	0.0
Subtotal	770	16,693,933	51	945.77	0.00	79,720	171,595	251,315.00	251,315.00	
MWD Public Sector Program										
High Efficiency Toilets (HET)	0	0	0.00	0.00	0	0	0	0	0	0.0
Waterless Urinals	0	0	0.00	0.00	0	0	0	0	0	0.0
Water Brooms	16	799,769	2.45	12.27	0	0	5,603	5,603	5,603	4.6
Weather Based Irrigation Controllers (WBIC)	22	4,365,752	13.40	133.98	0	0	36,539	36,539	36,539	5.5
Central Computer Irrigation Controllers (CCIC)	25	8,081,105	24.80	248.00	0	0	109,880	109,880	109,880	8.9
Synthetic Turf (Sq. Ft.)	0	0	0.00	0.00	0	0	0	0	0	0.0
Subtotal	63	13,246,625	41	394.25	0.00	0.00	152,021.99	152,021.99	152,021.99	
TOTAL	2,127	42,835,643	131	1,896.19	0.00	178,437.10	421,748.09	600,185.19	600,185.19	

⁽¹⁾ Payback period = $\frac{\text{Total direct program costs}}{\text{AF saved/year} \times \text{MWD Tier II rate/AF}}$

Cucamonga Valley Water District IEUA Conservation Programs Annual Report

Program	District Devices/ Rebates	Gallons Saved (year)	AF Saved (year)	AF Saved Lifetime	Funding Sources (dollars)				Total	Payback Period (years) ⁽¹⁾
					DWR	IEUA	MWD	Total		
FY 2007-2008										
Residential Rebate Programs										
Ultra Low Flush Toilets (ULFT)	49	605,138	1.86	37.14	0	0	2,940	2,940	3.7	
High Efficiency Toilets (HET)	45	623,190	1.91	38.25	0	0	7,425	7,425	9.1	
High Efficiency Clothes Washers (HECW)	457	4,110,024	12.61	189.20	0	0	50,270	50,270	9.3	
Rotating Nozzles for Pop-up Spray Heads	616	802,897	2.46	12.32	0	0	2,464	2,464	2.3	
Weather based Irrigation Controllers (WBIC)	15	1,588,524	4.88	48.75	0	2,400	1,200	3,600	1.7	
Water Wise Landscape (Turf Buy Back) (8,199 Sq. Ft.)	6	374,031	1.15	11.48	0	16,398	0	16,398	33.5	
Synthetic Turf (33,087 Sq. Ft.)	34	1,509,400	4.63	46.32	0	9,926	9,926	19,852	10.0	
Subtotal	1,222	9,613,204	30	383.46	0	28,724	74,225	102,949		
IEUA Multi-Family Direct Install Prog. (HET/ULFT)										
IEUA Multi-Family Direct Install Prog. (HET/ULFT)	1,034	12,769,644	39.19	783.77	75,834	36,872	62,040	174,746	10.4	
Subtotal	1,034	12,769,644	39	783.77	75,833.56	36,872.44	62,040.00	174,746.00		
Oil Save-A-Buck Rebate Program										
ULFT Flushometer	0	0	0.00	0.00	0	0	0	0	0.0	
ULFT Tank	0	0	0.00	0.00	0	0	0	0	0.0	
High Efficiency Toilets (HET)	0	0	0.00	0.00	0	0	0	0	0.0	
Waterless Urinals	206	8,236,275	25.28	505.52	0	0	82,400	82,400	7.6	
Conductivity Controller	1	209,848	0.644	3.22	0	175	625	800	2.9	
High Efficiency Clothes Washers	0	0	0.00	0.00	0	0	0	0	0.0	
Water Brooms	0	0	0.00	0.00	0	0	0	0	0.0	
Weather based Irrigation Controllers (WBIC)	3	317,705	0.98	9.75	0	0	1,890	1,890	4.5	
Synthetic Turf (Sq. Ft.)	0	0	0.00	0.00	0	0	0	0	0.0	
Rotating Nozzles for Pop-up Spray Heads	0	0	0.00	0.00	0	0	0	0	0.0	
Subtotal	210	8,763,828	27	518.49	0.00	175.00	84,915.00	85,090.00		
MWD Public Sector Program										
High Efficiency Toilets (HET)	0	0	0.00	0.00	0	0	0	0	0.0	
Waterless Urinals	0	0	0.00	0.00	0	0	0	0	0.0	
Water Brooms	0	0	0.00	0.00	0	0	0	0	0.0	
Weather Based Irrigation Controllers (WBIC)	42	6,377,556	19.57	195.72	0	0	42,168	42,168	5.0	
Central Computer Irrigation Controllers (CCIC)	36	9,654,313	29.63	286.28	0	0	112,464	112,464	8.9	
Subtotal	78	16,031,869	49	482.00	0.00	0.00	154,632.00	154,632.00		
TOTAL	2,544	47,178,546	145	2,177.73	75,833.56	65,771.54	375,812.10	517,417.20		

⁽¹⁾ Payback period = $\frac{\text{Total direct program costs}}{\text{AF saved/year} \times \text{MWD Tier II rate/AF}}$

Cucamonga Valley Water District IEUA Conservation Programs Annual Report

Program	District Devices/ Rebates	Gallons Saved (year)	AF Saved (year)	AF Saved Lifetime	Funding Sources (dollars)			Total	Payback Period (years) ⁽¹⁾
					City	IEUA	MWD		
FY 2006-2007									
Residential Programs									
Ultra Low Flush Toilets (ULFT)	56	633,194	1.94	38.86	0	0	3,360	3,360	4.0
High Efficiency Toilets (HET)	4	55,395	0.17	3.40	0	0	1,060	1,060	14.6
High Efficiency Clothes Washers (HECW)	426	3,831,226	11.76	176.36	0	0	46,860	46,860	9.3
Rotating Sprinkler Nozzles	158	205,938	0.63	3.16	0	0	632	632	2.3
Weather Based Irrigation Controllers (WBIC) - Rebate	15	3,177,047	9.75	97.50	0	2,400	1,200	3,600	0.9
Weather Based Irrigation Controllers (WBIC) - Distribution	119	25,204,575	77.35	773.50	0	0	28,560	28,560	0.9
Subtotal	778	33,107,374	102	1,092.79	0	2,400	81,672	84,072	
IEUA Multi-Family Direct Install Prog. (HET/ULFT)									
Multi-Family Toilet Program (HET/ULFT)	4,053	45,827,391	140.64	2,812.78	297,247	144,530	243,180	684,957	11.4
Subtotal	4,053	45,827,391	141	2,812.78	297,247.02	144,529.98	243,180.00	684,957.00	
City Save-A-Buck Rebate Program									
ULFT Flushometer	0	0	0	0.00	0	0	0	0	0.0
ULFT Tank	0	0	0	0.00	0	0	0	0	0.0
High Efficiency Toilets (HET)	0	0	0	0.00	0	0	0	0	0.0
Zero Water Urinal	49	1,955,921	6.00	120.05	0	0	19,600	19,600	7.6
Conductivity Controller	0	0	0	0.00	0	0	0	0	0.0
High Efficiency Clothes Washers (HECW)	0	0	0.00	0.00	0	0	0	0	0.0
Water Brooms	0	0	0.00	0.00	0	0	0	0	0.0
Weather Based Irrigation Controllers (WBIC)	0	0	0.00	0.00	0	0	0	0	0.0
Subtotal	49	1,955,921	6	120.05	0.00	0.00	19,600.00	19,600.00	0.0
TOTAL	4,880	80,890,686	248	4025.62	\$297,247	\$146,930	\$344,452	\$788,629	

⁽¹⁾ Payback period = $\frac{\text{Total direct program costs}}{\text{AF saved/year} \times \text{MWD Tier II rate/AF}}$

Cucamonga Valley Water District IEUA Conservation Programs Annual Report

Program	District Devices/ Rebates	Gallons Saved (year)	AF Saved (year)	AF Saved Lifetime	Funding Sources (dollars)				Payback Period (years) ⁽¹⁾
					City	IEUA	MWD	Total	
FY 2005-2006									
Residential Programs									
City Event (ULFT)	0	0	0	0.00	0	0	0	0	0.0
IEUA Regional Event (ULFT)	0	0	0	0.00	0	0	0	0	0.0
IEUA Rebate Program (ULFT)	150	1,696,054	5	104.10	0	150	9,000	9,150	4.1
High Efficiency Clothes Washers	389	3,498,467	10.74	161.05	0	389	42,790	43,179	9.4
Subtotal	539	5,194,521	16	265.15	0.00	539.00	51,790.00	52,329.00	
IEUA Multi-Family Direct Install Prog. (HET/ULFT)									
Multi-Family Program	343	3,878,311	12	238.04	0	36,015	20,580	56,595	11.1
Subtotal	343	3,878,311	12	238.04	0.00	36,015.00	20,580.00	56,595.00	11.1
CII Save-A-Buck Rebate Program									
ULFT's (Tank)	219	2,476,240	8	151.99	0	0	13,140	13,140	4.0
Conductivity Controller	0	0	0	0.00	0	0	0	0	0.0
High Efficiency Clothes Washers	0	0	0.00	0.00	0	0	0	0	0.0
Water Brooms	1	49,986	0.15	0.77	0	0	100	100	1.5
Pre-Rinse Spray Nozzles	0	0	0	0.00	0	0	0	0	0.0
Weather Based Irrigation Controllers (WBIC)	9	1,906,228	5.85	58.50	0	0	0	0	0.0
Subtotal	229	4,432,453	14	211	0	0	13,240	13,240	0.0
TOTAL	1,111	13,505,286	41	714.44	0	\$36,554	\$85,610	\$122,164	

FY 2004-2005									
Residential Programs									
City Event (ULFT)	0	0	0	0.00	0	0	0	0	0.0
IEUA Regional Event (ULFT)	24	271,369	1	16.66	0	264	1,440	1,704	4.8
IEUA Rebate Program (ULFT)	201	2,272,713	7	139.49	0	201	12,261	12,261	4.1
High Efficiency Clothes Washers	542	4,874,470	14.96	224.39	0	542	59,620	60,162	9.4
Pool Cover Rebates	19	324,558	1.00	4.98	0	1,007	0	1,007	2.4
Subtotal	786	7,743,110	24	385.52	0.00	2,014.00	73,120.00	75,134.00	
IEUA Multi-Family Direct Install Prog. (HET/ULFT)									
Multi-Family Program	520	5,879,655	18	360.88	0	54,600	31,200	85,800	11.1
Subtotal	520	5,879,655	18	360.88	0.00	54,600.00	31,200.00	85,800.00	11.1
CII Save-A-Buck Rebate Program									
ULFT's (Tank)	0	0	0	0.00	0	0	0	0	0.0
Conductivity Controller	0	0	0	0.00	0	0	0	0	0.0
High Efficiency Clothes Washers	0	0	0.00	0.00	0	0	0	0	0.0
Water Brooms	0	0	0	0.00	0	0	0	0	0.0
Pre-Rinse Spray Nozzles	1	1,303	0.00	0.02	0	0	50	50	29.3
X-Ray Film Processor (MWD CII)	2	2,085,446	6.40	32.00	0	0	4,000	4,000	1.5
Subtotal	3	2,086,750	6	32.02	0	0	4,050	4,050	1.5
TOTAL	1,309	15,709,515	48	778.42	0	\$56,614	\$108,370	\$164,984	

⁽¹⁾ Payback period = $\frac{\text{Total direct program costs}}{\text{AF saved/year} \times \text{MWD Tier II rate/AF}}$

Cucamonga Valley Water District IEUA Conservation Programs Annual Report

Program	District Devices/ Rebates	Gallons Saved (year)	AF Saved (year)	AF Saved Lifetime	City	Funding Sources (dollars)			Payback Period (years) ⁽¹⁾
						IEUA	MWD	Total	
FY 2003-2004									
Residential Programs									
City Event (ULFT)	288	3,256,425	10	199.87	0	576	17,200	17,776	4.7
IEUA Regional Event (ULFT)	49	554,044	2	34.01	0	539	2,940	3,479	5.5
IEUA Rebate Program (ULFT)	432	4,884,637	15	499.81	0	432	25,920	26,352	4.6
High Efficiency Clothes Washers	594	5,342,132	16.39	245.92	0	594	65,340	65,934	5.7
Pool Cover Rebates	47	802,854	2.46	12.30	0	2,491	0	2,491	2.4
Subtotal	1,410	14,840,091	46	791.90	0.00	4,632.00	111,400.00	116,032.00	
IEUA Multi-Family Direct Install Prog. (HET/ULFT)									
Multi-Family Program	96	1,085,475	3	66.62	0	3,264	5,760	9,024	4.1
Subtotal	96	1,085,475	3	66.62	0	3,264	5,760	9,024	
Cil Save-A-Buck Rebate Program									
High Efficiency Clothes Washers	0	0	0.00	0.00	0	0	0	0	0.0
Water Brooms (Rebates)	43	2,149,378	6.60	32.98	0	4,300	4,300	8,600	3.1
Water Brooms (Distribution)	1	49,986	0.15	0.77	0	0	100	100	1.2
Pre-Rinse Spray Nozzles	0	0	0.00	0.00	0	0	0	0	0.0
Subtotal	44	2,199,364	7	34	0	4,300	4,400	8,700	
TOTAL	1,550	18,124,930	56	892.27	0	\$12,196	\$121,560	\$133,756	

FY 2002-2003									
Residential Programs									
City Event (ULFT)	393	4,443,663	14	272.74	0	786	23,580	24,366	4.7
IEUA Regional Event (ULFT)	66	746,264	2	45.80	0	726	3,960	4,686	5.3
IEUA Rebate Program (ULFT)	84	949,790	3	58.30	0	84	5,040	5,124	4.7
High Efficiency Clothes Washers	435	3,912,167	12.01	180.09	0	435	47,850	48,285	5.7
Pool Cover Rebates	73	1,246,986	3.83	19.15	0	3,869	0	3,869	2.4
Subtotal	1,051	11,298,870	35	576.08	0.00	5,900.00	80,430.00	86,330.00	
IEUA Multi-Family Direct Install Prog. (HET/ULFT)									
Multi-Family Program	3	33,921	0	2.08	0	102	180	282	3.3
Subtotal	3	33,921	0	2.08	0	102	180	282	
Cil Save-A-Buck Rebate Program									
High Efficiency Clothes Washers	9	80,941	0.25	3.73	0	0	2,250	2,250	4.9
Water Brooms	9	449,870	1.38	6.90	0	900	900	1,800	3.1
Pre-Rinse Spray Nozzles	75	97,755	0.30	1.50	0	0	3,750	3,750	0.5
X-Ray Film Processor (MWD Cil)	3	3,128,170	9.60	48.00	0	0	6,000	6,000	1.5
Restaurant Table Tent Program	N/A	N/A	N/A	N/A	N/A	N/A	N/A	N/A	N/A
Subtotal	96	3,756,736	12	60.13	0.00	900.00	12,900.00	13,800.00	
TOTAL	1,150	15,089,528	46	638.29	0	\$6,902	\$93,510	\$100,412	

⁽¹⁾ Payback period = $\frac{\text{Total direct program costs}}{\text{AF saved/year} \times \text{MWD Tier II rate/AF}}$

Summary of Findings from CWCD-Phase III Landscape Audit Program

FY 07/08

SUB-AGENCY	CUSTOMER	SITE	ADDRESS	CITY	Average Irrigation Uniformity	Irrigated Acreage	Estimated Water Applied in Inches	Turf Water Needs (Annually in inches)	Potential Savings AFYR	Recommendations
CVWD										
TOTAL									0	

FY 08/09

SUB-AGENCY	CUSTOMER	SITE	ADDRESS	CITY	Average Irrigation Uniformity	Irrigated Acreage	Estimated Water Applied in CCF/HCF	Estimated Water Needs (Annually CCF/HCF)	Potential Savings AFYR	Recommendations
CVWD	Amberly Place HOA	Amberly Place HOA	Archibald Ave /Church St	Rancho Cucamonga	62%	0.76	2,946	1,073	4.3	Standardize all stations to one sprinkler type, install Weather Based System. Participate in all nozzle upgrade programs, fix any broken lines or heads. Improve DU
CVWD	Cimarron Oaks VI	Cimarron Oaks VI	1802 N. Vineyard Ave	Ontario	56%	2.60	14,005	3,752	23.5	Participate in nozzle upgrade programs
CVWD	Donn Cushing	Donn Cushing	5251 Smokey Mtn.	Alta Loma	50%	0.07	355	295	0.1	Standardize all stations to one sprinkler type, install Weather Based System. Participate in all nozzle upgrade programs, fix any broken lines or heads. Improve DU
CVWD	Figoni, Debbie	Figoni, Debbie	9581 Hidden Farm Rd	Alta Loma	66%	0.05	49	71	0.0	Standardize all stations to one sprinkler type, install Weather Based System. Participate in all nozzle upgrade programs, fix any broken lines or heads. Improve DU
CVWD	Haskvitz, Irene	Haskvitz, Irene	9655 Carrari Ct	Rancho Cucamonga	No Test	0.11	278	173	0.2	Standardize all stations to one sprinkler type, install Weather Based System. Participate in all nozzle upgrade programs, fix any broken lines or heads. Improve DU
CVWD	Mission Village Apartments/RDM Management, Inc.	Mission Village Apartments/RDM Management, Inc.	7781 Archibald Ave.	Rancho Cucamonga	55%	1.09	2,113	2,426	0.0	Standardize all stations to one sprinkler type, install Weather Based System. Participate in all nozzle upgrade programs, fix any broken lines or heads. Improve DU
CVWD	Niagara Bottling Company	Niagara Bottling Company	5675 E. Concourse St	Ontario	75%	0.63	4,458	891	8.2	Standardize all stations to one sprinkler type, install Weather Based System. Participate in all nozzle upgrade programs, fix any broken lines or heads. Improve DU
CVWD	Ontario Condos	Ontario Condos	2000 Yale St	Ontario	60%	0.72	9,828	1,618	18.8	Standardize all stations to one sprinkler type, install Weather Based System. Participate in all nozzle upgrade programs, fix any broken lines or heads. Improve DU

Summary of Findings from CBWCD-Phase III Landscape Audit Program

CVWD	West Gate HOA	West Gate HOA	Green Haven ave & Green Acre Dr.	Rancho Cucamonga	58%	1.46	3,230	2,061	6.6	Standardize all stations to one sprinkler type, install Weather Based System. Participate in all nozzle upgrade programs, fix any broken lines or heads, improve DU
CVWD	Cross and Crown Lutheran Church	Cross and Crown Lutheran Church	6723 Etiwanda Ave	Rancho Cucamonga	61%	0.58	1,148	816	0.76	Participate in all nozzle upgrade programs, fix any broken lines or heads, improve DU. Standardize all stations to one sprinkler type
CVWD	La Serena HOA	La Serena HOA	10151 Arrow Route	Rancho Cucamonga	55%	3.50	11,159	4,944	14.28	Standardize all stations to one sprinkler type, install Weather Based System. Participate in all nozzle upgrade programs, fix any broken lines or heads, improve DU
CVWD	Laing First Edition HOA	Laing First Edition HOA	7543 W. Liberty Parkwa	Rancho Cucamonga	54%	1.20	3,353	1,739	3.71	Standardize all stations to one sprinkler type, install Weather Based System. Participate in all nozzle upgrade programs, fix any broken lines or heads, improve DU
CVWD	Orchard Meadows HOA	Orchard Meadows HOA	8756 Knollwood Dr	Rancho Cucamonga	58%	3.17	8,296	4,470	8.79	Standardize all stations to one sprinkler type, install Weather Based System. Participate in all nozzle upgrade programs, fix any broken lines or heads, improve DU
CVWD	Villas at Terra Vista HOA	Villas at Terra Vista HOA	7607-7697 Haven Ave	Rancho Cucamonga	69%	0.98	3,628	1,377	5.17	Standardize all stations to one sprinkler type, install Weather Based System. Participate in all nozzle upgrade programs, fix any broken lines or heads, improve DU
CVWD	Anna Kolejka	Anna Kolejka	11000 Vicksburg Ct	Rancho Cucamonga	52%	0.16	542	219	0.74	Participate in all nozzle upgrade programs, fix any broken lines or heads, improve DU. Standardize all stations to one sprinkler type
CVWD	First Assembly of God Church - Rancho Cucamonga	First Assembly of God Church - Rancho Cucamonga	9720 Wilson Ave	Rancho Cucamonga	63%	1.49	3701	2096	3.69	Standardize all stations to one sprinkler type, install Weather Based System. Participate in all nozzle upgrade programs, fix any broken lines or heads, improve DU
CVWD	LDS Church Baseline	LDS Church Baseline	9075 Baseline Ave	Rancho Cucamonga	53%	1.76	2435	2776	-0.78	Participate in all nozzle upgrade programs, fix any broken lines or heads, improve DU. Standardize all stations to one sprinkler type
CVWD	LDS Church Etiwanda	LDS Church Etiwanda	6829 Etiwanda Ave	Rancho Cucamonga	53%	4.45	7824	6268	3.57	Install Weather Based System, Participate in all nozzle upgrade program
CVWD	LDS Church Haven	LDS Church Haven	5474 Haven Ave	Rancho Cucamonga	57%	0.96	2470	1356	2.56	Standardize all stations to one sprinkler type, install Weather Based System. Participate in all nozzle upgrade programs, fix any broken lines or heads, improve DU
CVWD	Michel Camacho	Michel Camacho	6855 Zircon Ave	Alta Loma	52%	0.21	413	295	0.27	Standardize all stations to one sprinkler type, install Weather Based System. Participate in all nozzle upgrade programs, fix any broken lines or heads, improve DU

TOTAL

25.94

104.53

Table 5
Cucamonga Valley Water District
Water Education/Community Outreach Program Results
2002-2009 Period

Program	# of Schools	# of Students	# of Teachers	Funding
FY 2002-03				
Think Earth! It's Magic	7	2,984	130	\$ 11,936.00
IEUA PDA Classes	N/A	N/A	N/A	
TOTAL	7	2,984	130	\$ 11,936.00
FY 2003-04				
Think Earth! It's Magic	3	1,251	56	\$ 5,004.00
IEUA PDA Classes	N/A	N/A	N/A	
TOTAL	3	1,251	56	\$ 5,004.00
FY 2004-05				
National Theater for Children	10	4,570	199	\$ 18,280.00
IEUA PDA Classes	N/A	N/A	N/A	
Garden In Every School	1	494	4	
TOTAL	11	5,604	203	\$ 18,280.00
FY 2005-06				
National Theater for Children	11	5,319	231	\$ 21,276.00
IEUA PDA Classes	N/A	N/A	N/A	
Garden In Every School	1	591	5	
TOTAL	12	5,910	236	\$ 21,276.00
FY 2006-07				
National Theater for Children	8	4,584	160	\$ 27,500.00
IEUA PDA Classes	N/A	N/A	N/A	
Garden In Every School	1	746	8	
TOTAL	9	5,330	168	\$ 27,500.00
FY 2007-08				
National Theater for Children	7	3,741	121	\$ 9,243.00
Garden In Every School	1	603	13	\$ 7,776.00
TOTAL	8	4,344	134	\$ 17,019.00
FY 2008-09				
National Theater for Children	15	7,965	308	\$ 13,920.00
Garden In Every School	4	1,852	104	\$ 18,000.00
TOTAL	19	9,817	412	\$ 31,920.00
2002-2009 Totals	69	35,240	1,339	\$ 132,935.00

FONTANA WATER COMPANY
Conservation Programs Annual Report
FY 2008/2009



Fontana Water Company IEUA Regional Conservation Programs Annual Report

Program	District Devices/ Rebates	Gallons Saved (year)	AF Saved (year)	AF Saved Lifetime	Funding Sources (dollars)				Payback Period (years) ⁽¹⁾
					DWR	IEUA	MWD	Total	
FY 2008-2009									
Residential Rebate Programs									
Ultra Low Flush Toilets (ULFT)	0	0	0.00	0.00	0	0	0	0	0.0
High Efficiency Toilets (HET)	1,043	14,444,160	44.33	886.55	0	0	172,095	172,095	7.8
High Efficiency Clothes Washers (HECW)	202	1,816,684	5.58	83.63	0	0	22,220	22,220	8.0
Rotating Nozzles for Pop-up Spray Heads	62	80,811	0.25	1.24	0	0	248	248	2.0
Weather based Irrigation Controllers (WBIC)	0	0	0.00	0.00	0	0	0	0	0.0
Water Wise Landscape (Turf Buy Back) (3,689 Sq. Ft.)	3	168,289	0.52	5.16	0	4,800	0	4,800	18.6
Synthetic Turf (4,960 Sq. Ft.)	8	226,271	0.69	6.94	0	1,488	1,488	2,976	8.6
Subtotal	1,318	16,736,216	51	983.53	0	6,288	196,051	202,339	
IEUA Multi-Family Direct Install Prog. (HET)									
IEUA Multi-Family Direct Install Prog. (HET)	229	3,171,345	9.73	194.65	16,795	8,166	37,785	62,746	12.9
Subtotal	229	3,171,345	10	194.65	16,794.86	8,166	37,785	62,746.00	
CIU Save-A-Buck Rebate Program									
ULFT Flushometer	0	0	0.00	0.00	0	0	0	0	0.0
ULFT Tank	0	0	0.00	0.00	0	0	0	0	0.0
High Efficiency Toilets (HET)	81	1,121,742	3.44	68.85	0	10,935	13,365	24,300	14.2
Waterless Urinals	58	2,318,951	7.12	142.33	0	0	23,200	23,200	6.5
Conductivity Controller	0	0	0	0.00	0	0	0	0	0.0
High Efficiency Clothes Washers	6	53,961	0.17	1.66	0	600	480	1,080	13.1
Water Brooms	1	49,986	0.15	0.77	0	0	150	150	2.0
Weather based Irrigation Controllers (WBIC)	0	0	0.00	0.00	0	0	0	0	0.0
Synthetic Turf (Sq. Ft.)	0	0	0.00	0.00	0	0	0	0	0.0
Rotating Nozzles for Pop-up Spray Heads	0	0	0.00	0.00	0	0	0	0	0.0
Large Rotating Nozzles	120	703,838	2.16	21.60	0	0	1,560	1,560	1.4
Pre-Rinse Nozzles	0	0	0.00	0.00	0	0	0	0	0.0
Subtotal	266	4,248,478	13	235.21	0.00	11,535	38,755	50,290.00	
MWD Public Sector Program									
High Efficiency Toilets (HET)	0	0	0.00	0.00	0	0	0	0	0.0
Waterless Urinals	0	0	0.00	0.00	0	0	0	0	0.0
Water Brooms	0	0	0.00	0.00	0	0	0	0	0.0
Weather Based Irrigation Controllers (WBIC)	0	0	0.00	0.00	0	0	0	0	0.0
Central Computer Irrigation Controllers (CCIC)	9	2,909,198	8.93	89.28	0	0	94,088	94,088	21.1
Synthetic Turf (Sq. Ft.)	0	0	0.00	0.00	0	0	0	0	0.0
Subtotal	9	2,909,198	9	89.28	0.00	0.00	94,087.53	94,087.53	
TOTAL	1,822	27,065,236	83	1,502.66	16,794.86	25,989.14	366,678.53	409,462.53	

⁽¹⁾ Payback period = $\frac{\text{Total direct program costs}}{\text{AF saved/year} \times \text{MWD Tier II rate/AF}}$

Fontana Water Company IEUA Regional Conservation Programs Annual Report

Program	District Devices/ Rebates	Gallons Saved (year)	AF Saved (year)	AF Saved Lifetime	Funding Sources (dollars)				Total	Payback Period (years) ⁽¹⁾
					DWR	IEUA	MWD			
FY 2007-2008										
Residential Rebate Programs										
Ultra Low Flush Toilets (ULFT)	5	61,749	0.19	3.79	0	0	300	300	3.7	
High Efficiency Toilets (HET)	4	55,395	0.17	3.40	0	0	660	660	9.1	
High Efficiency Clothes Washers (HECW)	156	1,402,984	4.31	64.58	0	0	17,160	17,160	9.3	
Rotating Nozzles for Pop-up Spray Heads	21	27,371	0.08	0.42	0	0	84	84	2.3	
Weather based Irrigation Controllers (WBIC)	1	105,902	0.33	3.25	0	160	80	240	1.7	
Water Wise Landscape (Turf Buy Back) (1,216 Sq. Ft.)	1	55,473	0.17	1.70	0	2,432	0	2,432	33.5	
Synthetic Turf (1,740 Sq. Ft.)	2	79,377	0.24	2.44	0	522	522	1,044	10.0	
Subtotal	190	1,788,251	5	79.58	0	3,114	18,806	21,920		
IEUA Multi-Family Direct Install Prog. (HET/ULFT)										
IEUA Multi-Family Direct Install Prog. (HET/ULFT)	780	9,632,807	29.56	591.24	57,205	27,815	46,800	131,820	10.4	
Subtotal	780	9,632,807	30	591.24	57,205.20	27,814.80	46,800.00	131,820.00		
Gil Save-A-Buck Rebate Program										
ULFT Flushometer	0	0	0.00	0.00	0	0	0	0	0.0	
ULFT Tank	0	0	0.00	0.00	0	0	0	0	0.0	
High Efficiency Toilets (HET)	0	0	0.00	0.00	0	0	0	0	0.0	
Waterless Urinals	10	399,819	1.23	24.54	0	0	4,000	4,000	7.6	
Conductivity Controller	1	209,848	0.644	3.22	0	175	625	800	2.9	
High Efficiency Clothes Washers	12	107,922	0.33	4.97	0	3,480	1,560	5,040	35.6	
Water Brooms	0	0	0.00	0.00	0	0	0	0	0.0	
Weather based Irrigation Controllers (WBIC)	3	317,705	0.98	9.75	0	0	1,890	1,890	4.5	
Synthetic Turf (Sq. Ft.)	0	0	0.00	0.00	0	0	0	0	0.0	
Rotating Nozzles for Pop-up Spray Heads	0	0	0.00	0.00	0	0	0	0	0.0	
Subtotal	26	1,035,294	3	42.48	0.00	3,655.00	8,075.00	11,730.00		
MWD Public Sector Program										
High Efficiency Toilets (HET)	0	0	0.00	0.00	0	0	0	0	0.0	
Waterless Urinals	0	0	0.00	0.00	0	0	0	0	0.0	
Water Brooms	0	0	0.00	0.00	0	0	0	0	0.0	
Weather Based Irrigation Controllers (WBIC)	0	0	0.00	0.00	0	0	0	0	0.0	
Central Computer Irrigation Controllers (CCIC)	0	0	0.00	0.00	0	0	0	0	0.0	
Subtotal	0	0	0	0.00	0.00	0.00	0.00	0.00	0.0	
TOTAL	996	12,456,352	38	713.30	57,205.20	34,583.80	73,681.00	165,470.00		

⁽¹⁾ Payback period = $\frac{\text{Total direct program costs}}{\text{AF saved/year} \times \text{MWD Tier II rate/AF}}$

Fontana Water Company IEUA Regional Conservation Programs Annual Report

Program	District Devices/ Rebates	Gallons Saved (year)	AF Saved (year)	AF Saved Lifetime	City	Funding Sources (dollars)				Payback Period (years) ⁽¹⁾	
						IEUA	MWD	Total			
FY 2006-2007											
Residential Programs											
Ultra Low Flush Toilets (ULFT)	10	113,070	0.35	6.94	0	0	600	600	600	4.0	
High Efficiency Toilets (HET)	2	27,697	0.09	1.70	0	0	530	530	530	14.6	
High Efficiency Clothes Washers (HECW)	154	4,245,317	13.03	195.43	0	0	16,940	16,940	16,940	3.0	
Rotating Sprinkler Nozzles	0	0	0.00	0.00	0	0	0	0	0	0.0	
Weather Based Irrigation Controllers (WBIC) - Rebate	0	0	0.00	0.00	0	0	0	0	0	0.0	
Weather Based Irrigation Controllers (WBIC) - Distribution	9	1,906,228	5.85	58.50	0	0	2,160	2,160	2,160	0.9	
Subtotal	175	6,179,243	19	262.57	0	0	19,630	19,630	19,630		
IEUA Multi-Family Direct Install Prog. (HET/ULFT)											
Multi-Family Toilet Program (HET/ULFT)	2,717	30,721,200	94.28	1,885.60	199,265	96,888	163,020	459,173	459,173	11.4	
Subtotal	2,717	30,721,200	94	1,885.60	199,264.78	96,888.22	163,020.00	459,173.00	459,173.00		
CIL Save-A-Buck Rebate Program											
ULFT Flushometer	0	0	0.00	0.00	0	0	0	0	0	0.0	
ULFT Tank	0	0	0.00	0.00	0	0	0	0	0	0.0	
High Efficiency Toilets (HET)	1	13,849	0.04	0.85	0	45	165	210	210	11.6	
Zero Water Urinal	45	1,796,254	5.51	110.25	0	0	18,000	18,000	18,000	7.6	
Conductivity Controller	0	0	0.00	0.00	0	0	0	0	0	0.0	
High Efficiency Clothes Washers (HECW)	8	220,536	0.68	10.15	0	560	1,040	1,600	1,600	5.5	
Water Brooms	0	0	0.00	0.00	0	0	0	0	0	0.0	
Weather Based Irrigation Controllers (WBIC)	0	0	0.00	0.00	0	0	0	0	0	0.0	
Subtotal	54	2,030,638	6	121.25	0.00	605.00	19,205.00	19,810.00	19,810.00		
TOTAL	2,946	38,931,081	119	2269.42	\$199,265	\$97,493	\$201,855	\$498,613	\$498,613		

⁽¹⁾ Payback period = $\frac{\text{Total direct program costs}}{\text{AF saved/year} \times \text{MWD Tier II rate/AF}}$

Fontana Water Company IEUA Regional Conservation Programs Annual Report

Program	District Devices/ Rebates	Gallons Saved (year)	AF Saved (year)	AF Saved Lifetime	City	Funding Sources (dollars)			Total	Payback Period (years) ⁽¹⁾
						IEUA	MWD	Total		
FY 2005-2006										
Residential Programs										
City Event (ULFT)	0	0	0	0.00	0	0	0	0	0	0.0
IEUA Regional Event (ULFT)	0	0	0	0.00	0	0	0	0	0	0.0
IEUA Rebate Program (ULFT)	28	316,597	1	19.43	0	1,680	1,708	1,708	1,708	4.1
High Efficiency Clothes Washers	151	1,358,017	4.17	62.51	0	151	16,610	16,761	16,761	9.4
Subtotal	179	1,674,613	5	81.95	0.00	179.00	18,290.00	18,469.00		
IEUA Multi-Family Direct Install Prog. (HET/ULFT)										
Multi-Family Program	1,170	13,229,225	41	811.98	0	122,850	70,200	193,050	193,050	11.1
Subtotal	1,170	13,229,225	41	811.98	0.00	122,850.00	70,200.00	193,050.00		11.1
Cil Save-A-Buck Rebate Program										
ULFT's (Tank)	178	2,012,651	6	123.53	0	178	10,680	0	0	0.0
Conductivity Controller	0	0	0	0.00	0	0	0	0	0	0.0
High Efficiency Clothes Washers	18	161,883	0.50	7.45	0	0	4,500	4,500	4,500	21.2
Water Brooms	0	0	0.00	0.00	0	0	0	0	0	0.0
Pre-Rinse Spray Nozzles	0	0	0.00	0.00	0	0	0	0	0	0.0
Weather Based Irrigation Controllers (WBIC)	0	0	0.00	0.00	0	0	0	0	0	0.0
Subtotal	196	2,174,534	7	131	0	178	15,180	4,500	4,500	
TOTAL	1,545	17,078,372	52	1024.91	0	\$123,207	\$103,670	\$216,019		

FY 2004-2005										
Residential Programs										
City Event (ULFT)	0	0	0	0.00	0	0	0	0	0	0.0
IEUA Regional Event (ULFT)	735	8,310,667	26	510.09	0	8,085	44,100	52,185	52,185	4.8
IEUA Rebate Program (ULFT)	43	486,202	1	29.84	0	43	2,580	2,623	2,623	4.1
High Efficiency Clothes Washers	189	1,698,769	5.22	78.25	0	189	20,790	20,979	20,979	9.4
Pool Cover Rebates	3	51,246	0.16	0.79	0	1,219	0	1,219	1,219	18.2
Subtotal	970	10,547,884	32	618.96	0.00	9,536.00	67,470.00	77,006.00		
IEUA Multi-Family Direct Install Prog. (HET/ULFT)										
Multi-Family Program	1,070	12,098,522	37	742.58	0	112,350	64,200	176,550	176,550	11.1
Subtotal	1,070	12,098,522	37	742.58	0.00	112,350.00	64,200.00	176,550.00		11.1
Cil Save-A-Buck Rebate Program										
ULFT's (Tank)	0	0	0	0.00	0	0	0	0	0	0.0
Conductivity Controller	2	419,696	1,288	6.44	0	0	1,000	1,000	1,000	1.8
High Efficiency Clothes Washers	2	17,987	0.06	0.83	0	0	500	500	500	21.2
Water Brooms	0	0	0.00	0.00	0	0	0	0	0	0.0
Pre-Rinse Spray Nozzles	0	0	0.00	0.00	0	0	0	0	0	0.0
X-Ray Film Processor	0	0	0.00	0.00	0	0	0	0	0	0.0
Subtotal	4	437,683	1	7	0	0	1,500	1,500	1,500	
TOTAL	2,044	23,084,089	71	1368.81	0	\$121,886	\$133,170	\$255,056		

⁽¹⁾ Payback period = $\frac{\text{Total direct program costs}}{\text{AF saved/year} \times \text{MWD Tier II rate/AF}}$

Fontana Water Company IEUA Regional Conservation Programs Annual Report

Program	District Devices/ Rebates	Gallons Saved (year)	AF Saved (year)	AF Saved Lifetime	Funding Sources (dollars)				Payback Period (years) ⁽¹⁾
					City	IEUA	MWD	Total	
FY 2003-2004									
Residential Programs									
City Event (ULFT)	0	0	0	0.00	0	0	0	0	0.0
IEUA Regional Event (ULFT)	1,489	16,836,167	0	1,033.37	0	16,379	89,340	105,719	5.4
IEUA Rebate Program (ULFT)	112	1,266,387	4	77.73	0	112	6,832	6,832	4.6
High Efficiency Clothes Washers	241	2,167,431	6.65	99.77	0	241	26,510	26,751	5.7
Pool Cover Rebates	15	802,854	2.46	12.30	0	795	0	795	2.4
Subtotal	1,857	21,072,839	65	1,223.17	0.00	17,527.00	122,570.00	140,097.00	
IEUA Multi-Family Direct Install Prog. (HET/ULFT)									
Multi-Family Program	1,140	12,890,014	40	791.16	0	38,760	68,400	107,160	4.2
Subtotal	1,140	12,890,014	40	791.16	0	38,760	68,400	107,160	
Cil Save-A-Buck Rebate Program									
High Efficiency Clothes Washers	8	71,948	0.22	3.31	0	0	2,000	2,000	5.3
Water Brooms (Rebates)	98	4,898,583	15.03	75.17	0	9,800	9,800	19,600	3.1
Water Brooms (Distribution)	2	99,971	0.31	1.53	0	0	200	200	1.6
Pre-Rinse Spray Nozzles	0	0	0.00	0.00	0	0	0	0	0.0
Subtotal	108	5,070,502	16	80	0	9,800	12,000	21,800	
TOTAL	3,105	39,033,355	120	2,094.34	0	\$66,087	\$202,970	\$269,057	

FY 2002-2003									
Residential Programs									
City Event (ULFT)	0	0	0	0.00	0	0	0	0	0.0
IEUA Regional Event (ULFT)	629	7,112,122	22	436.53	0	6,919	37,740	44,659	5.4
IEUA Rebate Program (ULFT)	10	113,070	0	6.94	0	10	600	610	4.8
High Efficiency Clothes Washers	160	1,438,958	4.42	66.24	0	160	17,600	17,760	5.8
Pool Cover Rebates	33	1,246,986	3.83	19.15	0	1,749	0	1,749	2.4
Subtotal	832	9,911,136	30	528.86	0.00	8,838.00	55,940.00	64,778.00	
IEUA Multi-Family Direct Install Prog. (HET/ULFT)									
Multi-Family Program	251	2,838,064	9	174.19	0	8,534	15,060	23,594	4.2
Subtotal	251	2,838,064	9	174.19	0	8,534	15,060	23,594	
Cil Save-A-Buck Rebate Program									
High Efficiency Clothes Washers	19	170,876	0.52	7.87	0	0	4,750	4,750	4.9
Water Brooms	9	449,870	1.38	6.90	0	900	900	1,800	3.1
Pre-Rinse Spray Nozzles	35	45,619	0.14	0.70	0	0	1,750	1,750	0.5
X-Ray Film Processor (MWD Cil)	0	0	0.00	0.00	0	0	0	0	0.0
Restaurant Table Tent Program	N/A	N/A	N/A	N/A	N/A	N/A	N/A	N/A	N/A
Subtotal	63	666,365	2	15.47	0.00	900.00	7,400.00	8,300.00	
TOTAL	1,146	13,415,566	41	718.52	0	\$18,272	\$78,400	\$96,672	

⁽¹⁾ Payback period = $\frac{\text{Total direct program costs}}{\text{AF saved/year} \times \text{MWD Tier II rate/AF}}$

Summary of Findings from CBWCD-Phase III Landscape Audit Program

FY 07/08

SUB-AGENCY	CUSTOMER	SITE	ADDRESS	CITY	Average Irrigation Uniformity	Irrigated Acreage	Estimated Water Applied in CCF/HCF	Estimated Water Needs (Annually CCF/HCF)	Potential Savings AF/YR	Recommendations
Fontana Water Company										

TOTAL

0 0 0

FY 08/09

SUB-AGENCY	CUSTOMER	SITE	ADDRESS	CITY	Average Irrigation Uniformity	Irrigated Acreage	Estimated Water Applied in CCF/HCF	Estimated Water Needs (Annually CCF/HCF)	Potential Savings AF/YR	Recommendations
Fontana Water Company	Sieroty Co - 10681	Sieroty Co - 10613	10613 Jasmine St.	Fontana	68%	0.52	855	727	0.29	Install Weather Based System. Participate in all nozzle upgrade program
Fontana Water Company	Sieroty Co. Inc- Tony's Express	Sieroty Co. Inc- Tony's Express	10681 Jasmine St.	Fontana	57%	0.46	4172	642	8.11	Standardize all stations to one sprinkler type. Install Weather Based System. Participate in all nozzle upgrade programs. fix any broken lines or heads. Improve DU

TOTAL

0.97 8.40

Table 6
Fontana Water Company
Water Education/Community Outreach Program Results
2002-2009 Period

Program	# of Schools	# of Students	# of Teachers	Funding
FY 2002-03				
Think Earth! It's Magic	3	2,088	102	\$ 8,352.00
IEUA PDA Classes	N/A	N/A	N/A	
TOTAL	3	2,088	102	\$ 8,352.00
FY 2003-04				
Think Earth! It's Magic	3	1,390	60	\$ 5,560.00
IEUA PDA Classes	N/A	N/A	N/A	
TOTAL	3	1,390	60	\$ 5,560.00
FY 2004-05				
National Theater for Children	9	4,177	180	\$ 16,708.00
IEUA PDA Classes	N/A	N/A	N/A	
Garden In Every School	1	65	2	
TOTAL	10	4,242	182	\$ 16,708.00
FY 2005-06				
National Theater for Children	15	6,500	283	\$ 26,000.00
IEUA PDA Classes	N/A	N/A	N/A	
Garden In Every School	1	45	1	
TOTAL	16	6,545	284	\$ 26,000.00
FY 2006-07				
National Theater for Children	9	2,946	75	\$ 11,784.00
IEUA PDA Classes	N/A	N/A	N/A	
Garden In Every School	1	60	2	
TOTAL	10	3,006	77	\$ 11,784.00
FY 2007-08				
National Theater for Children	14	7,559	243	\$ 14,378.00
Garden In Every School	1	200	9	\$ 7,776.00
TOTAL	15	7,759	252	\$ 22,154.00
FY 2008-09				
National Theater for Children	12	6,215	239	\$ 11,136.00
Garden In Every School	N/A	N/A	N/A	
TOTAL	12	6,215	239	\$ 11,136.00
2002-2009 Totals	69	31,245	1,196	\$ 101,694.00

MONTE VISTA WATER DISTRICT
Conservation Programs Annual Report
FY 2008/2009



Monte Vista Water District IEUA Regional Conservation Programs Annual Report

Program	District Devices/ Rebates	Gallons Saved (year)	AF Saved (year)	AF Saved Lifetime	Funding Sources (dollars)				Payback Period (years) ⁽¹⁾
					DWR	IEUA	MWD	Total	
FY 2008-2009									
Residential Rebate Programs									
Ultra Low Flush Toilets (ULFT)	0	0	0.00	0.00	0	0	0	0	0.0
High Efficiency Toilets (HET)	296	4,099,206	12.58	251.60	0	0	48,840	48,840	7.8
High Efficiency Clothes Washers (HECW)	68	611,557	1.88	28.15	0	0	7,480	7,480	8.0
Rotating Nozzles for Pop-up Spray Heads	171	222,882	0.68	3.42	0	0	684	684	2.0
Weather based Irrigation Controllers (WBIC)	2	211,803	0.65	6.50	0	0	160	160	0.5
Water Wise Landscape (Turf Buy Back) (17,658 Sq. Ft.)	10	805,543	2.47	24.72	0	18,836	0	18,836	15.3
Synthetic Turf (4,398 Sq. Ft.)	3	200,633	0.62	6.16	0	1,319	1,319	2,639	8.6
Subtotal	550	6,151,624	19	320.55	0	20,155	58,483	78,639	
IEUA Multi-Family Direct Install Prog. (HET)									
IEUA Multi-Family Direct Install Prog. (HET)	122	1,689,537	5.19	103.70	8,947	4,351	20,130	33,428	12.9
Subtotal	122	1,689,537	5	103.70	8,947.48	4,351	20,130	33,428.00	
GI Save-A-Buck Rebate Program									
ULFT Flushometer	0	0	0.00	0.00	0	0	0	0	0.0
ULFT Tank	0	0	0.00	0.00	0	0	0	0	0.0
High Efficiency Toilets (HET)	45	623,190	1.91	38.25	0	6,075	7,425	13,500	14.2
Waterless Urinals	16	639,711	1.96	39.26	0	0	6,400	6,400	6.5
Conductivity Controller	0	0	0	0.00	0	0	0	0	0.0
High Efficiency Clothes Washers	0	0	0.00	0.00	0	0	0	0	0.0
Water Brooms	0	0	0.00	0.00	0	0	0	0	0.0
Weather based Irrigation Controllers (WBIC)	0	0	0.00	0.00	0	0	0	0	0.0
Synthetic Turf (1,925 Sq. Ft.)	2	87,817	0.27	2.70	0	578	578	1,155	8.6
Rotating Nozzles for Pop-up Spray Heads	0	0	0.00	0.00	0	0	0	0	0.0
Large Rotary Nozzles	0	0	0.00	0.00	0	0	0	0	0.0
Pre-Rinse Nozzles	3	149,566	0.46	2.30	0	0	180	180	0.8
Subtotal	66	1,500,283	5	82.50	0.00	6,653	14,583	21,235.00	
MWD Public Sector Program									
High Efficiency Toilets (HET)	4	55,395	0.17	3.40	0	0	1,285	1,285	15.2
Waterless Urinals	2	81,463	0.25	5.00	0	0	1,071	1,071	8.6
Water Brooms	4	199,942	0.61	3.07	0	0	1,401	1,401	4.6
Weather Based Irrigation Controllers (WBIC)	0	0	0.00	0.00	0	0	0	0	0.0
Central Computer Irrigation Controllers (CCIC)	4	1,292,977	3.97	39.68	0	0	19,321	19,321	9.8
Synthetic Turf (Sq. Ft.)	0	0	0.00	0.00	0	0	0	0	0.0
Subtotal	14	1,629,776	5	51.15	0.00	0.00	23,078.16	23,078.16	
TOTAL	752	10,971,221	34	557.90	8,947.48	31,158.42	116,274.06	156,379.96	

⁽¹⁾ Payback period = $\frac{\text{Total direct program costs}}{\text{AF saved/year} \times \text{MWD Tier II rate/AF}}$

Monte Vista Water District IEUA Regional Conservation Programs Annual Report

Program	District Devices/ Rebates	Gallons Saved (year)	AF Saved (year)	AF Saved Lifetime	Funding Sources (dollars)				Total	Payback Period (years) ⁽¹⁾
					DWR	IEUA	MWD	Total		
FY 2007-2008										
Residential Rebate Programs										
Ultra Low Flush Toilets (ULFT)	6	74,099	0.23	4.55	0	0	360	360	3.7	
High Efficiency Toilets (HET)	5	69,243	0.21	4.25	0	0	825	825	9.1	
High Efficiency Clothes Washers (HECW)	96	863,375	2.65	39.74	0	0	10,560	10,560	9.3	
Rotating Nozzles for Pop-up Spray Heads	262	341,492	1.05	5.24	0	0	1,048	1,048	2.3	
Weather based Irrigation Controllers (WBIC)	3	317,705	0.98	9.75	0	480	240	720	1.7	
Water Wise Landscape (Turf Buy Back) (270 Sq. Ft.)	1	12,317	0.04	0.38	0	540	0	540	33.5	
Synthetic Turf (2,783 Sq. Ft.)	4	126,958	0.39	3.90	0	835	835	1,670	10.0	
Subtotal	377	1,805,188	6	67.81	0	1,855	13,868	15,723		
IEUA Multi-Family Direct Install Prog. (HET/ULFT)										
IEUA Multi-Family Direct Install Prog. (HET/ULFT)	122	1,506,670	4.62	92.48	8,947	4,351	7,320	20,618	10.4	
Subtotal	122	1,506,670	5	92.48	8,947.48	4,350.52	7,320.00	20,618.00		
Oil Save-A-Buck Rebate Program										
ULFT Flushometer	0	0	0.00	0.00	0	0	0	0	0.0	
ULFT Tank	0	0	0.00	0.00	0	0	0	0	0.0	
High Efficiency Toilets (HET)	146	2,021,905	6.21	124.10	0	19,710	24,090	43,800	16.5	
Waterless Urinals	24	959,566	2.94	58.90	0	0	9,600	9,600	7.6	
Conductivity Controller	1	209,848	0.644	3.22	0	175	625	800	2.9	
High Efficiency Clothes Washers	0	0	0.00	0.00	0	0	0	0	0.0	
Water Brooms	0	0	0.00	0.00	0	0	0	0	0.0	
Weather based Irrigation Controllers (WBIC)	0	0	0.00	0.00	0	0	0	0	0.0	
Synthetic Turf (925 Sq. Ft.)	1	42,198	0.13	1.30	0	278	278	555	10.0	
Rotating Nozzles for Pop-up Spray Heads	65	84,721	0.26	1.30	0	0	260	260	0.0	
Subtotal	237	3,318,238	10	188.81	0.00	20,162.50	34,852.50	55,015.00		
MWD Public Sector Program										
High Efficiency Toilets (HET)	0	0	0.00	0.00	0	0	0	0	0.0	
Waterless Urinals	0	0	0.00	0.00	0	0	0	0	0.0	
Water Brooms	4	199,942	0.61	3.07	0	0	1,520	1,520	5.8	
Weather Based Irrigation Controllers (WBIC)	0	0	0.00	0.00	0	0	0	0	0.0	
Central Computer Irrigation Controllers (CCIC)	0	0	0.00	0.00	0	0	0	0	0.0	
Subtotal	4	199,942	1	3.07	0.00	0.00	1,520.00	1,520.00		
TOTAL	740	6,830,039	21	352.16	8,947.48	26,367.92	57,560.40	92,875.80		

⁽¹⁾ Payback period = $\frac{\text{Total direct program costs}}{\text{AF saved/year} \times \text{MWD Tier II rate/AF}}$

Monte Vista Water District IEUA Regional Conservation Programs Annual Report

Program	District Devices/ Rebates	Gallons Saved (year)	AF Saved (year)	AF Saved Lifetime	Funding Sources (dollars)				Total	Payback Period (years) ⁽¹⁾
					City	IEUA	MWD	Total		
FY 2006-2007										
Residential Programs										
Ultra Low Flush Toilets (ULFT)	13	146,991	0.45	9.02	0	0	780	780	780	4.0
High Efficiency Toilets (HET)	0	0	0.00	0.00	0	0	0	0	0	0.0
High Efficiency Clothes Washers (HECW)	76	2,095,092	6.43	64.30	0	0	8,360	8,360	8,360	3.0
Rotating Sprinkler Nozzles	0	0	0.00	0.00	0	0	0	0	0	0.0
Weather Based Irrigation Controllers (WBIC) - Rebate	1	211,803	0.65	6.50	0	160	80	240	240	0.9
Weather Based Irrigation Controllers (WBIC) - Distrib	34	7,201,307	22.10	221.00	0	0	8,160	8,160	8,160	0.9
Subtotal	124	9,508,202	29	300.82	0	160	16,600	16,600	16,760	
IEUA Multi-Family Direct Install Prog. (HET/ULFT)										
Multi-Family Toilet Program (HET/ULFT)	460	5,201,234	15.96	319.24	33,736	16,404	27,600	77,740	77,740	11.4
Subtotal	460	5,201,234	16	319.24	33,736.40	16,403.60	27,600.00	77,740.00	77,740.00	
City Save-A-Buck Rebate Program										
ULFT Flushometer	4	36,235	0.11	2.22	0	60	540	600	600	12.6
ULFT Tank	119	1,345,537	4.13	82.59	0	1,785	16,065	17,850	17,850	10.1
High Efficiency Toilets (HET)	0	0	0.00	0.00	0	0	0	0	0	0.0
Zero Water Urinal	0	0	0.00	0.00	0	0	0	0	0	0.0
Conductivity Controller	0	0	0.00	0.00	0	0	0	0	0	0.0
High Efficiency Clothes Washers (HECW)	66	1,819,422	5.58	83.75	0	4,620	8,580	13,200	13,200	5.5
Water Brooms	1	49,986	0.15	0.77	0	0	150	150	150	2.3
Weather Based Irrigation Controllers (WBIC)	0	0	0.00	0.00	0	0	0	0	0	0.0
Subtotal	190	3,251,178	10	169.33	0.00	6,465.00	25,335.00	31,800.00	31,800.00	
TOTAL	774	17,960,614	55	789.39	\$33,736	\$23,029	\$69,535	\$126,300	\$126,300	

⁽¹⁾ Payback period = $\frac{\text{Total direct program costs}}{\text{AF saved/year} \times \text{MWD Tier II rate/AF}}$

Monte Vista Water District IEUA Regional Conservation Programs Annual Report

Program	District Devices/ Rebates	Gallons Saved (year)	AF Saved (year)	AF Saved Lifetime	Funding Sources (dollars)				Total	Payback Period (years) ⁽¹⁾
					City	IEUA	MWD	Total		
FY 2005-2006										
Residential Programs										
City Event (ULFT)	0	0	0	0.00	0	0	0	0	0	0.0
IEUA Regional Event (ULFT)	0	0	0	0.00	0	0	0	0	0	0.0
IEUA Rebate Program (ULFT)	38	429,667	1	26.37	0	38	2,280	2,318	2,318	4.1
High Efficiency Clothes Washers	66	593,570	1.82	27.32	0	66	7,260	7,326	7,326	9.4
Subtotal	104	1,023,237	3	53.70	0.00	104.00	9,540.00	9,644.00	9,644.00	
IEUA Multi-Family Direct Install Prog. (HET/ULFT)										
Multi-Family Program	101	1,142,010	4	70.09	0	10,605	6,060	16,665	16,665	11.1
Subtotal	101	1,142,010	4	70.09	0.00	10,605.00	6,060.00	16,665.00	16,665.00	11.1
Cil Save-A-Buck Rebate Program										
ULFT's (Tank)	64	723,650	2	44.42	0	64	3,840	3,904	3,904	4.1
Conductivity Controller	0	0	0	0.00	0	0	0	0	0	0.0
High Efficiency Clothes Washers	2	17,987	0.06	0.83	0	0	500	500	500	21.2
Water Brooms	0	0	0.00	0.00	0	0	0	0	0	0.0
Pre-Rinse Spray Nozzles	0	0	0.00	0.00	0	0	0	0	0	0.0
Weather Based Irrigation Controllers (WIBC)	0	0	0.00	0.00	0	0	0	0	0	0.0
Subtotal	66	741,637	2	45	0	64	4,340	4,404	4,404	0.0
TOTAL	271	2,906,884	9	169.03	0	\$10,773	\$19,940	\$30,713	\$30,713	

FY 2004-2005										
Residential Programs										
City Event (ULFT)	276	3,120,740	10	191.54	0	1,794	16,560	18,354	18,354	4.5
IEUA Regional Event (ULFT)	4	45,228	0	2.78	0	44	240	284	284	4.8
IEUA Rebate Program (ULFT)	37	418,360	1	25.68	0	37	2,220	2,257	2,257	4.1
High Efficiency Clothes Washers	92	827,401	2.54	38.09	0	92	10,120	10,212	10,212	9.4
Pool Cover Rebates	3	51,246	0.16	0.79	0	159	0	159	159	2.4
Subtotal	412	4,462,975	14	258.87	0.00	2,126.00	28,140.00	31,266.00	31,266.00	
IEUA Multi-Family Direct Install Prog. (HET/ULFT)										
Multi-Family Program	12	135,684	0	8.33	0	1,260	720	1,980	1,980	11.1
Subtotal	12	135,684	0	8.33	0.00	1,260.00	720.00	1,980.00	1,980.00	11.1
Cil Save-A-Buck Rebate Program										
ULFT's (Tank)	0	0	0	0.00	0	0	0	0	0	0.0
Conductivity Controller	0	0	0	0.00	0	0	0	0	0	0.0
High Efficiency Clothes Washers	2	17,987	0.06	0.83	0	0	500	500	500	21.2
Water Brooms	0	0	0.00	0.00	0	0	0	0	0	0.0
Pre-Rinse Spray Nozzles	0	0	0.00	0.00	0	0	0	0	0	0.0
X-Ray Film Processor	1	1,042,723	3.20	16.00	0	0	2,000	2,000	2,000	1.5
Subtotal	3	1,060,710	3	17	0	0	2,500	2,500	2,500	0.0
TOTAL	427	5,659,370	17	284.03	0	\$3,386	\$32,360	\$35,746	\$35,746	

⁽¹⁾ Payback period = $\frac{\text{Total direct program costs}}{\text{AF saved/year} \times \text{MWD Tier II rate/AF}}$

Monte Vista Water District IEUA Regional Conservation Programs Annual Report

Program	District Devices/ Rebates	Gallons Saved (year)	AF Saved (year)	AF Saved Lifetime	Funding Sources (dollars)				Total	Payback Period (years) ⁽¹⁾
					City	IEUA	MWD	Total		
FY 2003-2004										
Residential Programs										
City Event (ULFT)	297	3,358,188	10	206.12	0	574	17,220	17,794	4.7	
IEUA Regional Event (ULFT)	2	22,614	0	1.39	0	22	120	142	3.4	
IEUA Rebate Program (ULFT)	130	1,469,914	5	90.22	0	130	7,800	7,930	4.6	
High Efficiency Clothes Washers	83	746,459	2.29	34.36	0	130	14,300	14,430	5.7	
Pool Cover Rebates	23	802,854	2.46	12.30	0	1,219	0	1,219	2.4	
Subtotal	535	6,400,029	20	344.39	0.00	2,075.00	39,440.00	41,515.00		
IEUA Multi-Family Direct Install Prog. (HE7/ULFT)										
Multi-Family Program	106	1,198,545	4	73.56	0	3,604	6,360	9,964	4.2	
Subtotal	106	1,198,545	4	73.56	0	3,604	6,360	9,964		
CIL Save-A-Buck Rebate Program										
High Efficiency Clothes Washers	18	161,883	0.50	7.45	0	0	4,500	4,500	5.1	
Water Brooms (Rebates)	24	1,199,653	3.68	18.41	0	2,400	2,400	4,800	3.1	
Water Brooms (Distribution)	2	99,971	0.31	1.53	0	200	200	200	1.6	
Pre-Rinse Spray Nozzles	0	0	0.00	0.00	0	0	0	0	0	
Subtotal	44	1,461,507	4	27	0	2,400	7,100	9,500		
TOTAL	685	9,060,081	28	445.35	0	\$8,079	\$52,900	\$60,979		

FY 2002-2003										
Residential Programs										
City Event (ULFT)	292	3,301,663	10	202.65	0	740	22,200	22,940	4.7	
IEUA Regional Event (ULFT)	59	667,115	2	40.95	0	363	1,980	2,343	5.6	
IEUA Rebate Program (ULFT)	14	158,298	0	9.72	0	14	840	854	5.1	
High Efficiency Clothes Washers	46	413,700	1.27	19.04	0	127	13,970	14,097	5.8	
Pool Cover Rebates	25	1,246,986	3.83	19.15	0	1,325	0	1,325	2.4	
Subtotal	436	5,787,752	18	291.50	0.00	2,569.00	38,990.00	41,559.00		
IEUA Multi-Family Direct Install Prog. (HE7/ULFT)										
Multi-Family Program	57	644,501	2	39.56	0	5,372	9,480	14,852	4.2	
Subtotal	57	644,501	2	39.56	0	5,372	9,480	14,852		
CIL Save-A-Buck Rebate Program										
High Efficiency Clothes Washers	42	377,726	1.16	17.39	0	0	10,500	10,500	5.0	
Water Brooms	9	449,870	1.38	6.90	0	900	900	1,800	3.1	
Pre-Rinse Spray Nozzles	65	84,721	0.26	1.30	0	0	3,250	3,250	0.6	
X-Ray Film Processor	4	4,170,893	12.80	64.00	0	0	8,000	8,000	1.5	
Restaurant Table Tent Program	N/A	N/A	N/A	N/A	N/A	N/A	N/A	N/A	N/A	
Subtotal	120	5,083,210	16	331.06	0.00	900.00	22,650.00	23,550.00		
TOTAL	613	11,515,463	35	662.12	0	\$8,841	\$71,120	\$79,961		

⁽¹⁾ Payback period = $\frac{\text{Total direct program costs}}{\text{AF saved/year} \times \text{MWD Tier II rate/AF}}$

Summary of Findings from CBWCD-Phase III Landscape Audit Program

FY 07/08

SUB-AGENCY	CUSTOMER	SITE	ADDRESS	CITY	Average Irrigation Uniformity	Irrigated Acreage	Estimated Water Applied in CCF/HCF	Estimated Water Needs (Annually CCF/HCF)	Potential Savings AF/YR	Recommendations
MVWD	Costco	Costco	9404 Central Ave	Montclair	62%	1.12	11006	2490	7.50	Standardize all stations to one sprinkler type. Install Weather Based System. Participate in all nozzle upgrade programs. Fix any broken lines or heads. Improve DU
MVWD	Target	Target	9050 Central Ave	Montclair	50.00%	1.34	8554	2971	8.50	Participate in nozzle upgrade programs
MVWD	Cambridge Park Townhome Apts	Cambridge Park Townhome Apts	9200 Monte Vista Ave	Montclair	38%	2.52	16000	1686	32.85	Standardize all stations to one sprinkler type. Install Weather Based System. Participate in all nozzle upgrade programs. Fix any broken lines or heads. Improve DU
MVWD	Metro Honda	Metro Honda	9399 Autoplex Dr	Montclair	24.00%	0.11	4628	1469	7.26	Standardize all stations to one sprinkler type. Install Weather Based System. Participate in all nozzle upgrade programs. Fix any broken lines or heads. Improve DU
MVWD	Somerset Apartments	Somerset Apartments	12180 Ramona Ave	Chino	44%	2.6	3489	5644	Under Budget	Standardize all stations to one sprinkler type. Install Weather Based System. Participate in all nozzle upgrade programs. Fix any broken lines or heads. Improve DU
MVWD	Christ Lutheran Church	Christ Lutheran Church	5500 Francis St	Chino	73%	1.93	3513	4185	Under Budget	Standardize all stations to one sprinkler type. Install Weather Based System. Participate in all nozzle upgrade programs. Fix any broken lines or heads. Improve DU
MVWD	Borders Books & Music	Borders Books & Music	5055 Plaza Ln	Montclair	68%	0.52	3365	1160	5.07	Standardize all stations to one sprinkler type. Install Weather Based System. Participate in all nozzle upgrade programs. Fix any broken lines or heads. Improve DU
MVWD	Mission Tiki Drive-In	Mission Tiki Drive-In	10798 Ramona Ave	Pomona	35%	2.51	13753	5583	18.78	Standardize all stations to one sprinkler type. Install Weather Based System. Participate in all nozzle upgrade programs. Fix any broken lines or heads
MVWD	Emma Soto	Emma Soto	4192 E Grand Ave	Pomona	35%	0.09	228	206	0.05	Standardize all stations to one sprinkler type. Install Weather Based System. Participate in all nozzle upgrade programs. Fix any broken lines or heads. Improve DU
MVWD	Calvary Chapel of the Chino Valley	Calvary Chapel of the Chino Valley	12205 Pipeline Ave	Chino	48%	0.98	6014	2185	8.79	Standardize all stations to one sprinkler type. Install Weather Based System. Participate in all nozzle upgrade programs. Fix any broken lines or heads. Improve DU
MVWD	Cobblestone Village HOA	Cobblestone Village HOA	10300 Ramona Ave	Montclair	55%	1.06	6406	2343	9.32	Standardize all stations to one sprinkler type. Install Weather Based System. Participate in all nozzle upgrade programs. Fix any broken lines or heads. Improve DU
MVWD	Augusta Homes	Augusta Homes	4361 Mission Blvd	Montclair	49%	4.83	15498	10711	10.98	Standardize all stations to one sprinkler type. Install Weather Based System. Participate in all nozzle upgrade programs. Fix any broken lines or heads. Improve DU
MVWD	Kingsley Grove HOA	Kingsley Grove HOA	4195 Kingsley St	Montclair	57%	0.99	8275	3490	10.98	Standardize all stations to one sprinkler type. Install Weather Based System. Participate in all nozzle upgrade programs. Fix any broken lines or heads. Improve DU

TOTAL

20.6

120.08

Summary of Findings from CWCD-Phase III Landscape Audit Program

FY 08/09

SUB-AGENCY	CUSTOMER	SITE	ADDRESS	CITY	Average Irrigation Uniformity	Irrigated Acreage	Estimated Water Applied in CCF/HCF	Estimated Water Needs (Annually CCF/HCF)	Potential Savings AF/YR	Recommendations
MVWD	Cimarron Oaks II	Cimarron Oaks II	4700 San Jose	Montclair	48%	6.75	36,449	14,980	12.3	Standardize all stations to one sprinkler type. Install Weather Based System. Participate in all nozzle upgrade programs. Fix any broken lines or heads. Improve DU
MVWD	Greentree Garden HOA	Greentree Garden HOA	4622-4630 San Jose	Montclair	50%	2.11	3,261	4,680	5.0	Participate in nozzle upgrade programs
MVWD	Montclair Townhomes HOA	Montclair Townhomes HOA	10400 Yosemite	Montclair	55%	2.3	8,013	5,097	6.3	Standardize all stations to one sprinkler type. Install Weather Based System. Participate in all nozzle upgrade programs. Fix any broken lines or heads. Improve DU
MVWD	Monterey Manor Mobile Home Park	Monterey Manor Mobile Home Park	11250 Ramona Ave	Montclair	32%	1.29	6,010	2,854	7.3	Standardize all stations to one sprinkler type. Install Weather Based System. Participate in all nozzle upgrade programs. Fix any broken lines or heads. Improve DU
MVWD	Peachwood Estates	Peachwood Estates	11330 Cumberband	Pomona	60%	3.9	10,613	8,564	4.6	Standardize all stations to one sprinkler type. Install Weather Based System. Participate in all nozzle upgrade programs. Fix any broken lines or heads. Improve DU
MVWD	Sandra Rose	Sandra Rose	12390 Hillcrest Drive	Chino	57%	0.21	294	474	0.0	Standardize all stations to one sprinkler type. Install Weather Based System. Participate in all nozzle upgrade programs. Fix any broken lines or heads. Improve DU
MVWD	Bethany Baptist Church	Bethany Baptist Church	9950 Monte Vista	Chino	55%	0.59	2,292	826	3.3	Standardize all stations to one sprinkler type. Install Weather Based System. Participate in all nozzle upgrade programs. Fix any broken lines or heads. Improve DU
MVWD	Don Vodvarka	Don Vodvarka	10202 Columbine Ave	Montclair	66%	0.09	217	130	0.19	Standardize all stations to one sprinkler type. Install Weather Based System. Participate in all nozzle upgrade programs. Fix any broken lines or heads. Improve DU
MVWD	John Auer	John Auer	4811 Orange Blossom Lane	Chino	50%	0.11	2,272	427	4.2	Improve DU. Standardize all stations to one sprinkler type. Participate in all nozzle upgrade programs. Fix any broken lines or heads
MVWD	Towncenter Estates	Towncenter Estates	11060 Buckingham	Montclair	56%	1.63	6,370	2,306	9.3	Standardize all stations to one sprinkler type. Install Weather Based System. Participate in all nozzle upgrade programs. Fix any broken lines or heads. Improve DU
MVWD	D & C Investment Properties	D & C Investment Properties	9387 Pradera Ave	Montclair	No Test	0.10	1,031	152	2.00	Standardize all stations to one sprinkler type. Install Weather Based System. Participate in all nozzle upgrade programs. Fix any broken lines or heads. Improve DU
MVWD	D & C Investment Properties	D & C Investment Properties	9405 Pradera Ave.	Montclair	No Test	0.10	650	152	1.10	Standardize all stations to one sprinkler type. Install Weather Based System. Participate in all nozzle upgrade programs. Fix any broken lines or heads. Improve DU

Summary of Findings from CBWCD-Phase III Landscape Audit Program

MVWD	D & C Investment Properties	D & C Investment Properties	9995 Pradera Ave.	Montclair	No Test	0.10	321	152	0.40	Improve DU. Standardize all stations to one sprinkler type. Participate in all nozzle upgrade programs. fix any broken lines or heads
MVWD	D & C Investment Properties	D & C Investment Properties	9367 Pradera Ave.	Montclair	No Test	0.10	551	152	1.00	Standardize all stations to one sprinkler type. Install Weather Based System. Participate in all nozzle upgrade programs. fix any broken lines or heads. Improve DU
MVWD	Laird Properties LLC	Laird Properties LLC	4461-4771 Arrow Highway	Montclair	53%	0.26	705	364	0.80	Standardize all stations to one sprinkler type. Install Weather Based System. Participate in all nozzle upgrade programs. fix any broken lines or heads. Improve DU
MVWD	Montclair Police Dept	Montclair Police Dept	4870 Arrow Highway	Montclair	60%	2.40	4,896	3,080	4.20	Standardize all stations to one sprinkler type. Install Weather Based System. Participate in all nozzle upgrade programs. fix any broken lines or heads. Improve DU
MVWD	Monte Vista Elementary Ontario-Montclair School District	Monte Vista Elementary Ontario-Montclair School District	4900 Orchard St	Montclair	56%	3.20	12,268	7,484	11.00	Improve DU. Standardize all stations to one sprinkler type. Participate in all nozzle upgrade programs. fix any broken lines or heads
MVWD	Ontario Inn	Ontario Inn	5361 Holt	Montclair	42%	1.00	2,334	137	5.10	Standardize all stations to one sprinkler type. Install Weather Based System. Participate in all nozzle upgrade programs. fix any broken lines or heads. Improve DU
MVWD	Kingsley Elementary Ontario-Montclair School District	Kingsley Elementary Ontario-Montclair School District	5625 Kingdaley	Montclair	53%	3.50	5,964	7,793	4.20	Standardize all stations to one sprinkler type. Install Weather Based System. Participate in all nozzle upgrade programs. fix any broken lines or heads. Improve DU
MVWD	Buena Vista Elementary-Montclair School District	Buena Vista Elementary-Montclair School District	9775 Vernon Ave	Montclair	58%	0.66	611	930	0.00	Improve DU. Standardize all stations to one sprinkler type. Participate in all nozzle upgrade programs. fix any broken lines or heads
MVWD	Vernon Middle School Ontario-Montclair School District	Vernon Middle School Ontario-Montclair School District	9775 Vernon Ave	Montclair	54%	5.30	12,268	7,484	11.00	Standardize all stations to one sprinkler type. Install Weather Based System. Participate in all nozzle upgrade programs. fix any broken lines or heads. Improve DU
MVWD	Chino Basin Conservation District	Chino Basin Conservation District	4594 San Bernardino Street	Montclair	50%	0.539	2403	760	3.77	Standardize all stations to one sprinkler type. Install Weather Based System. Participate in all nozzle upgrade programs. fix any broken lines or heads. Improve DU
MVWD	Esther Martinez	Esther Martinez	4289 Jackson	Chino	48%	0.161	632	227	0.93	Standardize all stations to one sprinkler type. Install Weather Based System. Participate in all nozzle upgrade programs. fix any broken lines or heads. Improve DU
MVWD	Helena Gardens HOA	Helena Gardens HOA	4791 Canoga	Montclair	No Test	2.071	1685	1459	0.52	Improve DU. Standardize all stations to one sprinkler type. Participate in all nozzle upgrade programs. fix any broken lines or heads.
MVWD	Jafra Cosmetics	Jafra Cosmetics	4404 Orchard St	Montclair	No Test	0.085	86	73	0.03	Standardize all stations to one sprinkler type. Install Weather Based System. Participate in all nozzle upgrade programs. fix any broken lines or heads. Improve DU

Summary of Findings from CBWCD-Phase III Landscape Audit Program

MVWD	Montclair Town Center LLC	Montclair Town Center LLC	5100 San Bernardino	Montclair	54%	1,082	7124	1524	12.86	Improve DU. Standardize all stations to one sprinkler type. Participate in all nozzle upgrade programs, fix any broken lines or heads.
MVWD	Sullivan's Ranch HOA	Sullivan's Ranch HOA	East End & Lexington	Chino	No Test	0.308	1254	379	2.01	Standardize all stations to one sprinkler type. Install Weather Based System. Participate in all nozzle upgrade programs, fix any broken lines or heads. Improve DU
MVWD	Superior Property Management	Superior Property Management	9507 Central Ave	Montclair	54%	0.079	357	112	0.56	Standardize all stations to one sprinkler type. Install Weather Based System. Participate in all nozzle upgrade programs, fix any broken lines or heads. Improve DU
TOTAL						40.03			113.86	

Table 7
Monte Vista Water District
Water Education/Community Outreach Program Results
2002-2009 Period

Program	# of Schools	# of Students	# of Teachers	Funding
FY 2002-03				
Think Earth! It's Magic	1	264	12	\$ 1,056.00
IEUA PDA Classes	N/A	N/A	N/A	
TOTAL	1	264	12	\$ 1,056.00
FY 2003-04				
Think Earth! It's Magic	4	1,804	77	\$ 7,216.00
IEUA PDA Classes	N/A	N/A	N/A	
TOTAL	4	1,804	77	\$ 7,216.00
FY 2004-05				
National Theater for Children	8	3,021	131	\$ 12,084.00
IEUA PDA Classes	N/A	N/A	N/A	
Garden In Every School	1	40	1	
TOTAL	9	3,061	132	\$ 12,084.00
FY 2005-06				
National Theater for Children	7	2,430	106	\$ 9,720.00
IEUA PDA Classes	N/A	N/A	N/A	
Garden In Every School	1	344	13	
TOTAL	8	2,774	119	\$ 9,720.00
FY 2006-07				
National Theater for Children	2	245	55	\$ 980.00
IEUA PDA Classes	N/A	N/A	N/A	
Garden In Every School	1	180	6	
TOTAL	3	425	61	\$ 980.00
FY 2007-08				
National Theater for Children	4	2,290	74	\$ 4,108.00
Garden In Every School	1	140	6	\$ 7,776.00
TOTAL	5	2,430	80	\$ 11,884.00
FY 2008-09				
National Theater for Children	5	2,280	93	\$ 4,640.00
Garden In Every School	N/A	N/A	N/A	
TOTAL	5	2,280	93	\$ 4,640.00
2002-2009 Totals	35	13,038	574	\$ 47,580.00

SAN ANTONIO WATER COMPANY
Conservation Programs Annual Report
FY 2008/2009



San Antonio Water Company IEUA Regional Conservation Programs Annual Report

Program	District/Devices/ Rebates	Gallons Saved (Year)	AF Saved (Year)	AF Saved Lifetime	Funding Sources (dollars)				Payback Period (years) ⁽¹⁾
					DWR	IEUA	MWD	Total	
FY 2008-2009									
Residential Rebate Programs									
Ultra Low Flush Toilets (ULFT)	0	0	0.00	0.00	0	0	0	0	0.0
High Efficiency Toilets (HET)	2	27,697	0.09	1.70	0	0	330	330	7.8
High Efficiency Clothes Washers (HECW)	9	80,941	0.25	3.73	0	0	990	990	8.0
Rotating Nozzles for Pop-up Spray Heads	0	0	0.00	0.00	0	0	0	0	0.0
Weather based Irrigation Controllers (WBIC)	0	0	0.00	0.00	0	0	0	0	0.0
Water Wise Landscape (Turf Buy Back) (3,750 Sq. Ft.)	3	171,072	0.53	5.25	0	6,000	0	6,000	22.9
Synthetic Turf (840 Sq. Ft.)	1	38,320	0.12	1.18	0	252	252	504	8.6
Subtotal	15	318,031	1	12	0	6,252	1,572	7,824	
IEUA Multi-Family Direct Install Prog. (HET)									
IEUA Multi-Family Direct Install Prog. (HET)	0	0	0.00	0.00	0	0	0	0	0.0
Subtotal	0	0	0	0.00	0.00	0	0	0.00	
City Save-A-Buck Rebate Program									
ULFT Flushometer	0	0	0.00	0.00	0	0	0	0	0.0
ULFT Tank	0	0	0.00	0.00	0	0	0	0	0.0
High Efficiency Toilets (HET)	0	0	0.00	0.00	0	0	0	0	0.0
Waterless Urinals	0	0	0.00	0.00	0	0	0	0	0.0
Conductivity Controller	0	0	0.00	0.00	0	0	0	0	0.0
High Efficiency Clothes Washers	0	0	0.00	0.00	0	0	0	0	0.0
Water Brooms	0	0	0.00	0.00	0	0	0	0	0.0
Weather based Irrigation Controllers (WBIC)	0	0	0.00	0.00	0	0	0	0	0.0
Synthetic Turf (Sq. Ft.)	0	0	0.00	0.00	0	0	0	0.00	0.0
Rotating Nozzles for Pop-up Spray Heads	0	0	0.00	0.00	0	0	0	0	0.0
Large Rotary Nozzles	0	0	0.00	0.00	0	0	0	0	0.0
Pre-Rinse Nozzles	0	0	0.00	0.00	0	0	0	0	0.0
Subtotal	0	0	0	0.00	0.00	0	0	0.00	
MWD Public Sector Program									
High Efficiency Toilets (HET)	0	0	0.00	0.00	0	0	0	0	0.0
Waterless Urinals	0	0	0.00	0.00	0	0	0	0	0.0
Water Brooms	0	0	0.00	0.00	0	0	0	0	0.0
Weather Based Irrigation Controllers (WBIC)	0	0	0.00	0.00	0	0	0	0	0.0
Central Computer Irrigation Controllers (CCIC)	0	0	0.00	0.00	0	0	0	0	0.0
Synthetic Turf (Sq. Ft.)	0	0	0.00	0.00	0	0.00	0.00	0.00	0.0
Subtotal	0	0	0	0.00	0.00	0.00	0.00	0.00	
TOTAL	15	318,031	1	12	0.00	6,252.00	1,572.00	7,824.00	

⁽¹⁾ Payback period = $\frac{\text{Total direct program costs}}{\text{AF saved/year} \times \text{MWD Tier II rate/AF}}$

**San Antonio Water Company
IEUA Regional Conservation Programs Annual Report**

Program	District Devices/ Rebates	Gallons Saved (year)	AF Saved (year)	AF Saved Lifetime	Funding Sources (dollars)				Total	Payback Period (years) ⁽¹⁾
					DWR	IEUA	MWD			
FY 2007-2008										
Residential Rebate Programs										
Ultra Low Flush Toilets (ULFT)	4	49,399	0.15	3.03	0	0.00	240	240	3.7	
High Efficiency Toilets (HET)	1	13,849	0.04	0.85	0	0.00	165	165	9.1	
High Efficiency Clothes Washers (HECW)	24	215,844	0.66	9.94	0	0.00	2,640	2,640	9.3	
Rotating Nozzles for Pop-up Spray Heads	19	24,765	0.08	0.38	0	0.00	76	76	2.3	
Weather based Irrigation Controllers (WBIC)	3	317,705	0.98	9.75	0	480.00	240	720	1.7	
Water Wise Landscape (Turf Buy Back) (Sq. Ft.)	0	0	0.00	0.00	0	0.00	0	0	0.0	
Synthetic Turf (Sq. Ft.)	2	91	0.00	0.00	0	0.60	1	1	10.0	
Subtotal	53	621,652	2	23.95	0	481	3,362	3,842		
IEUA Multi-Family Direct Install Prog. (HET/ULFT)										
IEUA Multi-Family Direct Install Prog. (HET/ULFT)	0	0	0.00	0.00	0	0.00	0	0	0.0	
Subtotal	0	0	0	0.00	0.00	0.00	0.00	0.00		
CII Save-A-Buck Rebate Program										
ULFT Flushometer	0	0	0.00	0.00	0	0.00	0	0	0.0	
ULFT Tank	0	0	0.00	0.00	0	0.00	0	0	0.0	
High Efficiency Toilets (HET)	0	0	0.00	0.00	0	0.00	0	0	0.0	
Waterless Urinals	0	0	0.00	0.00	0	0.00	0	0	0.0	
Conductivity Controller	0	0	0	0.00	0	0.00	0	0	0.0	
High Efficiency Clothes Washers	0	0	0.00	0.00	0	0.00	0	0	0.0	
Water Brooms	0	0	0.00	0.00	0	0.00	0	0	0.0	
Weather based Irrigation Controllers (WBIC)	0	0	0.00	0.00	0	0.00	0	0	0.0	
Synthetic Turf (1,200 Sq. Ft.)	1	46	0.00	0.00	0	0.30	0.30	0.60	10.0	
Rotating Nozzles for Pop-up Spray Heads	0	0	0.00	0.00	0	0.00	0	0	0.0	
Subtotal	1	46	0	0.00	0.00	0.30	0.30	0.60		
MWD Public Sector Program										
High Efficiency Toilets (HET)	0	0	0.00	0.00	0	0	0	0	0.0	
Waterless Urinals	0	0	0.00	0.00	0	0	0	0	0.0	
Water Brooms	0	0	0.00	0.00	0	0	0	0	0.0	
Weather Based Irrigation Controllers (WBIC)	0	0	0.00	0.00	0	0	0	0	0.0	
Central Computer Irrigation Controllers (CCIC)	0	0	0.00	0.00	0	0	0	0	0.0	
Subtotal	0	0	0	0.00	0.00	0.00	0.00	0.00		
TOTAL	54	621,698	2	23.95	0.00	480.90	3,361.90	3,842.80		

⁽¹⁾ Payback period = $\frac{\text{Total direct program costs}}{\text{AF saved/year} \times \text{MWD Tier II rate/AF}}$

**San Antonio Water Company
IEUA Regional Conservation Programs Annual Report**

Program	District Devices/ Rebates	Gallons Saved (year)	AF Saved (year)	AF Saved Lifetime	Funding Sources (dollars)				Payback Period (years) ⁽¹⁾
					City	IEUA	MWD	Total	
FY 2006-2007									
Residential Programs									
Ultra Low Flush Toilets (ULFT)	1	11,307	0.03	0.69	0	0	60	60	4.0
High Efficiency Toilets (HET)	0	0	0.00	0.00	0	0	0	0	0.0
High Efficiency Clothes Washers (HECW)	16	441,072	1.35	20.30	0	0	1,760	1,760	3.0
Rotating Sprinkler Nozzles	0	0	0.00	0.00	0	0	0	0	0.0
Weather Based Irrigation Controllers (WBIC) - Rebate	0	0	0.00	0.00	0	0	0	0	0.0
Weather Based Irrigation Controllers (WBIC) - Distribution	12	2,541,638	7.80	78.00	0	0	2,880	2,880	0.9
Subtotal	29	2,982,710	9	99.00	0	0	4,640	4,640	
IEUA Multi-Family Direct Install Prog. (HET/ULFT)									
Multi-Family Toilet Program (HET/ULFT)	0	0	0.00	0.00	0	0	0	0	0.0
Subtotal	0	0	0	0.00	0.00	0.00	0.00	0.00	
Cil Save-A-Buck Rebate Program									
ULFT Flushometer	0	0	0.00	0.00	0	0	0	0	0.0
ULFT Tank	0	0	0.00	0.00	0	0	0	0	0.0
High Efficiency Toilets (HET)	0	0	0.00	0.00	0	0	0	0	0.0
Zero Water Urinal	0	0	0.00	0.00	0	0	0	0	0.0
Conductivity Controller	0	0	0.00	0.00	0	0	0	0	0.0
High Efficiency Clothes Washers (HECW)	0	0	0.00	0.00	0	0	0	0	0.0
Water Brooms	0	0	0.00	0.00	0	0	0	0	0.0
Weather Based Irrigation Controllers (WBIC)	0	0	0.00	0.00	0	0	0	0	0.0
Subtotal	0	0	0	0.00	0.00	0.00	0.00	0.00	
TOTAL	29	2,982,710	9	99.00	\$0	\$0	\$4,640	\$4,640	

⁽¹⁾ Payback period = $\frac{\text{Total direct program costs}}{\text{AF saved/year} \times \text{MWD Tier II rate/AF}}$

**San Antonio Water Company
IEUA Regional Conservation Programs Annual Report**

Program	District Devices/ Rebates	Gallons Saved (year)	AF Saved (year)	AF Saved Lifetime	Funding Sources (dollars)				Payback Period (years) ⁽¹⁾
					City	IEUA	MWD	Total	
FY 2005-2006									
Residential Programs									
City Event (ULFT)	0	0	0	0.00	0	0	0	0	0.0
IEUA Regional Event (ULFT)	11	124,377	0	7.63	0	660	671	0	0.0
IEUA Rebate Program (ULFT)	14	125,909	0.39	5.80	0	1,540	1,554	0	4.1
High Efficiency Clothes Washers	25	250,286	1	13.43	0.00	25,000	2,225.00	1,554	9.4
Subtotal									
IEUA Multi-Family Direct Install Prog. (HET/ULFT)									
Multi-Family Program	4	45,228	0	2.78	0	420	240	660	11.1
Subtotal	4	45,228	0	2.78	0.00	420.00	240.00	660.00	11.1
Cil Save-A-Buck Rebate Program									
ULFT's (Tank)	0	0	0	0.00	0	0	0	0	0.0
Conductivity Controller (MWD Cil)	0	0	0	0.00	0	0	0	0	0.0
High Efficiency Clothes Washers	0	0	0.00	0.00	0	0	0	0	0.0
Water Brooms	0	0	0.00	0.00	0	0	0	0	0.0
Pre-Rinse Spray Nozzles	0	0	0.00	0.00	0	0	0	0	0.0
Weather Based Irrigation Controllers (WBIC)	0	0	0.00	0.00	0	0	0	0	0.0
Subtotal	0	0	0	0	0	0	0	0	0.0
TOTAL	29	295,514	1	16.21	0	\$445	\$2,440	\$2,885	

FY 2004-2005									
Residential Programs									
City Event (ULFT)	0	0	0	0.00	0	0	0	0	0.0
IEUA Regional Event (ULFT)	2	22,614	0	1.39	0	120	142	0	4.8
IEUA Rebate Program (ULFT)	6	67,842	0	4.16	0	360	366	0	4.1
High Efficiency Clothes Washers	26	233,831	0.72	10.76	0	2,860	2,886	0	9.4
Pool Cover Rebates	0	0	0.00	0.00	0	0	0	0	0.0
Subtotal	34	324,287	1	16.32	0.00	3,340.00	3,394.00	0	0.0
IEUA Multi-Family Direct Install Prog. (HET/ULFT)									
Multi-Family Program	0	0	0	0.00	0	0	0	0	0.0
Subtotal	0	0	0	0.00	0.00	0.00	0.00	0.00	0.0
Cil Save-A-Buck Rebate Program									
ULFT's (Tank)	0	0	0	0.00	0	0	0	0	0.0
Conductivity Controller	0	0	0	0.00	0	0	0	0	0.0
High Efficiency Clothes Washers	0	0	0.00	0.00	0	0	0	0	0.0
Water Brooms	0	0	0.00	0.00	0	0	0	0	0.0
Pre-Rinse Spray Nozzles	0	0	0.00	0.00	0	0	0	0	0.0
X-Ray Film Processor	0	0	0.00	0.00	0	0	0	0	0.0
Subtotal	0	0	0	0	0	0	0	0	0.0
TOTAL	34	324,287	1	16.32	0	\$54	\$3,340	\$3,394	

⁽¹⁾ Payback period = $\frac{\text{Total direct program costs}}{\text{AF saved/year} \times \text{MWD Tier II rate/AF}}$

San Antonio Water Company IEUA Regional Conservation Programs Annual Report

Program	District Devices/ Rebates	Gallons Saved (year)	AF Saved (year)	AF Saved Lifetime	Funding Sources (dollars)				Payback Period (years) ⁽¹⁾
					City	IEUA	MWD	Total	
FY 2003-2004									
Residential Programs									
City Event (ULFT)	0	0	0	0.00	0	0	0	0	0.0
IEUA Regional Event (ULFT)	2	22,614	0	1.39	0	22	120	142	3.4
IEUA Rebate Program (ULFT)	25	282,676	1	17.35	0	25	1,500	1,525	4.5
High Efficiency Clothes Washers	25	224,837	0.69	10.35	0	25	2,750	2,775	6.0
Pool Cover Rebates	11	802,854	2.46	12.30	0	583	0	583	2.3
Subtotal	63	1,332,981	4	41.39	0.00	655.00	4,370.00	5,025.00	
IEUA Multi-Family Direct Install Prog. (HET/ULFT)									
Multi-Family Program	0	0	0	0.00	0	0	0	0	0.0
Subtotal	0	0	0	0.00	0	0	0	0	
Cil Save-A-Buck Rebate Program									
High Efficiency Clothes Washers	0	0	0.00	0.00	0	0	0	0	0.0
Water Brooms (Rebates)	0	0	0.00	0.00	0	0	0	0	0.0
Water Brooms (Distribution)	1	49,986	0.15	0.77	0	0	100	100	1.2
Pre-Rinse Spray Nozzles	0	0	0.00	0.00	0	0	0	0	0.0
Subtotal	1	49,986	0	1	0	0	100	100	
TOTAL	64	1,382,967	4	42.16	0	\$655	\$4,470	\$5,125	

FY 2002-2003									
Residential Programs									
City Event (ULFT)	0	0	0	0.00	0	0	0	0	0.0
IEUA Regional Event (ULFT)	4	45,228	0	2.78	0	44	240	284	6.7
IEUA Rebate Program (ULFT)	18	203,527	1	12.49	0	18	1,080	1,098	4.3
High Efficiency Clothes Washers	0	0	0.00	0.00	0	0	0	0	0.0
Pool Cover Rebates	3	1,246,986	3.83	19.15	0	159	0	159	1.9
Subtotal	25	1,495,741	5	34.42	0.00	221.00	1,320.00	1,541.00	
IEUA Multi-Family Direct Install Prog. (HET/ULFT)									
Multi-Family Program	0	0	0	0.00	0	0	0	0	0.0
Subtotal	0	0	0	0.00	0	0	0	0	
Cil Save-A-Buck Rebate Program									
High Efficiency Clothes Washers	0	0	0.00	0.00	0	0	0	0	0.0
Water Brooms	0	0	0.00	0.00	0	0	0	0	0.0
Pre-Rinse Spray Nozzles	0	0	0.00	0.00	0	0	0	0	0.0
X-Ray Film Processor (MWD Cil)	0	0	0.00	0.00	0	0	0	0	0.0
Restaurant Table Tent Program	N/A	N/A	N/A	N/A	N/A	N/A	N/A	N/A	N/A
Subtotal	0	0	0	0.00	0.00	0.00	0.00	0.00	
TOTAL	25	1,495,741	5	34.42	0	\$221	\$1,320	\$1,541	

⁽¹⁾ Payback period = $\frac{\text{Total direct program costs}}{\text{AF saved/year} \times \text{MWD Tier II rate/AF}}$

Summary of Findings from CBWCD-Phase III Landscape Audit Program

FY 07/08

SUB-AGENCY	CUSTOMER	SITE	ADDRESS	CITY	Average Irrigation Uniformity	Irrigated Acreage	Estimated Water Applied in CCF/HCF	Estimated Water Needs (Annually CCF/HCF)	Potential Savings AF/YR	Recommendations
San Antonio Water Company										

TOTAL

0

0

0

FY 08/09

SUB-AGENCY	CUSTOMER	SITE	ADDRESS	CITY	Average Irrigation Uniformity	Irrigated Acreage	Estimated Water Applied in CCF/HCF	Estimated Water Needs (Annually CCF/HCF)	Potential Savings AF/YR	Recommendations
San Antonio Water Company										

TOTAL

0

0

0

Table 8
San Antonio Water Company
Water Education/Community Outreach Program Results
2002-2009 Period

Program	# of Schools	# of Students	# of Teachers	Funding
FY 2002-03				
Think Earth! It's Magic	0	0	0	\$ -
IEUA PDA Classes	N/A	N/A	N/A	
TOTAL	0	0	0	\$ -
FY 2003-04				
Think Earth! It's Magic	0	0	0	\$ -
IEUA PDA Classes	N/A	N/A	N/A	
TOTAL	0	0	0	\$ -
FY 2004-05				
National Theater for Children	0	0	0	\$ -
IEUA PDA Classes	N/A	N/A	N/A	
Garden In Every School	N/A	N/A	N/A	
TOTAL	0	0	0	\$ -
FY 2005-06				
National Theater for Children	0	0	0	\$ -
IEUA PDA Classes	N/A	N/A	N/A	
Garden In Every School	N/A	N/A	N/A	
TOTAL	0	0	0	\$ -
FY 2006-07				
National Theater for Children	0	0	0	\$ -
IEUA PDA Classes	N/A	N/A	N/A	
Garden In Every School	N/A	N/A	N/A	
TOTAL	0	0	0	\$ -
FY 2007-08				
National Theater for Children	0	0	0	\$ -
Garden In Every School	N/A	N/A	N/A	\$ -
TOTAL	0	0	0	\$ -
FY 2008-09				
National Theater for Children	0	0	0	\$ -
Garden In Every School	N/A	N/A	N/A	
TOTAL	0	0	0	\$ -
2002-2009 Totals	0	0	0	\$ -

*(Due to their volume
Appendices A – D are located
on the enclosed CD)*