



**FINANCE AND ADMINISTRATION
COMMITTEE MEETING
OF THE BOARD OF DIRECTORS
INLAND EMPIRE UTILITIES AGENCY*
AGENCY HEADQUARTERS, CHINO, CALIFORNIA**

**WEDNESDAY, JANUARY 8, 2020
10:30 A.M.**

CALL TO ORDER

PUBLIC COMMENT

Members of the public may address the Board on any item that is within the jurisdiction of the Board; however, no action may be taken on any item not appearing on the agenda unless the action is otherwise authorized by Subdivision (b) of Section 54954.2 of the Government Code. Those persons wishing to address the Board on any matter, whether or not it appears on the agenda, are requested to complete and submit to the Board Secretary a "Request to Speak" form which is available on the table in the Board Room. Comments will be limited to three minutes per speaker. Thank you.

ADDITIONS TO THE AGENDA

In accordance with Section 54954.2 of the Government Code (Brown Act), additions to the agenda require two-thirds vote of the legislative body, or, if less than two-thirds of the members are present, a unanimous vote of those members present, that there is a need to take immediate action and that the need for action came to the attention of the local agency subsequent to the agenda being posted.

1. CONSENT ITEMS

A. MINUTES

The Committee will be asked to approve the Finance and Administration Committee meeting minutes of December 11, 2019.

B. REPORT ON GENERAL DISBURSEMENTS

Staff recommends that the Committee/Board approve the total disbursements for the month of November 2019, in the amount of \$15,445,460.31.

2. **ACTION ITEMS**

A. **GENERAL MANAGER APPROVAL PROCESS FOR THE REGIONAL PLANT NO. 5 EXPANSION PROJECT**

Staff recommends that the Committee/Board authorize the General Manager or his designee the authority to approve necessary purchases and change orders specifically associated to the Regional Plant No. 5 Expansion, subject to ratification by the Board of Directors at the next regularly scheduled meeting.

3. **INFORMATION ITEM**

RECEIVE AND FILE INFORMATION ITEM

A. **TREASURER'S REPORT OF FINANCIAL AFFAIRS (WRITTEN/ POWERPOINT)**

4. **GENERAL MANAGER'S COMMENTS**

5. **COMMITTEE MEMBER COMMENTS**

6. **COMMITTEE MEMBER REQUESTED FUTURE AGENDA ITEMS**

7. **ADJOURN**

*A Municipal Water District

In compliance with the Americans with Disabilities Act, if you need special assistance to participate in this meeting, please contact the Board Secretary (909-993-1736), 48 hours prior to the scheduled meeting so that the Agency can make reasonable arrangements.

Proofed by: *8*

DECLARATION OF POSTING

I, April Woodruff, Board Secretary/Office Manager of the Inland Empire Utilities Agency, A Municipal Water District, hereby certify that a copy of the agenda has been posted by 5:30 p.m. in the foyer at the Agency's main office, 6075 Kimball Ave., Building A, Chino, CA on Thursday, January 2, 2020.


April Woodruff

**CONSENT
ITEM
1A**

Draft



**MINUTES
FINANCE AND ADMINISTRATION
COMMITTEE MEETING
INLAND EMPIRE UTILITIES AGENCY*
AGENCY HEADQUARTERS, CHINO, CA**

**WEDNESDAY, DECEMBER 11, 2019
10:30 A.M.**

COMMITTEE MEMBERS PRESENT

Paul Hofer, Chair
Steven J. Elie

COMMITTEE MEMBERS ABSENT

Jasmin A. Hall

STAFF PRESENT

Shivaji Deshmukh, General Manager
Kathy Besser, Executive Manager of External Affairs & Policy Development/AGM
Christiana Daisy, Executive Manager of Engineering/AGM
Randy Lee, Executive Manager of Operations/AGM
Christina Valencia, Executive Manager of Finance & Administration/AGM
Jerry Burke, Acting Manager of Engineering
Javier Chagoyen-Lazaró, Manager of Finance & Accounting
Lisa Dye, Manager of Human Resources
Jason Gu, Manager of Grants
Suresh Malkani, Principal Accountant
Jason Marseilles, Senior Engineer
Daniel Solorzano, Technology Specialist I
Wilson To, Technology Specialist II
Teresa Velarde, Manager of Internal Audit
April Woodruff, Board Secretary/Office Manager

OTHERS PRESENT

Tom Chapman, Brown & Caldwell
Ryan Domino, LSL

The meeting was called to order at 10:29 a.m. There were no public comments received or additions to the agenda.

CONSENT CALENDAR ITEMS

The Committee:

- ◆ Approved the Finance and Administration Committee meeting minutes of November 13, 2019.

- ◆ Recommended that the Committee/Board approve the total disbursements for the month of October 2019, in the amount of \$21,751,419.34.

ACTON ITEMS:

The Committee:

- ◆ Recommended that the Board:

1. Approve the Single Audit Report for fiscal year ended June 30,2019;
2. Approve the Comprehensive Annual Financial Report for fiscal year ended June 30, 2019; and
3. Direct staff to distribute the report as appropriate, to various federal, state and local agencies, financial institutions, bond rating agencies, and other interested parties;

as a Consent Calendar Item on the December 18, 2019 Board meeting agenda.

- ◆ Recommended that the Board:

1. Approve Resolution No. 2019-12-2, authorizing the creation of the Defined Contribution Plans Administrative Committee, Committee Charter, Statement of Investment Policies and Guidelines, Fee and Expense Policy Statement and as Plan Sponsor, delegate its administrative and fiduciary authority to the Committee;
2. Approve Resolution No. 2019-12-3, authorizing the creation of the Health Reimbursement Arrangement Trust Committee, Committee Charter, Statement of Investment Policies and Guidelines, Fee and Expense Policy Statement and as Plan Sponsor, delegate its administrative authority to the Committee; and
3. Authorize the General Manager or designee to execute associated Plans;

as a Consent Calendar Item on the December 18, 2019 Board meeting agenda.

- ◆ Recommended that the Board:

1. Adopt a finding pursuant to Public Contract Code 3400(c) that the use of Rockwell Allen Bradley motor control centers, electric drives, and control system hardware: 1) match existing components in use at IEUA facilities; 2) the components are only available from Rockwell;
2. Authorize their procurement as a sole source for future O&M and capital projects for a duration of five years; and
3. Authorize the General Manager to execute the standardization contract with Rockwell and Royal Industrial Solutions, subject to non-substantive changes;

as a Consent Calendar Item on the December 18, 2019 Board meeting agenda.

- ◆ Recommended that the Board:

1. Adopt Resolution No. 2019-12-1, approving the reporting of uniform allowance as special compensation for CalPERS Classic Members;

as a Consent Calendar Item on the December 18, 2019 Board meeting agenda.

INFORMATION ITEMS

The following information item was presented or received and filed by the Committee:

- ◆ Fiscal Year 2019/20 First Quarter Budget Variance, Performance Goal Updates, and Budget Transfers
- ◆ Treasurer's Report of Financial Affairs

GENERAL MANAGER'S COMMENTS

General Manager Shivaji Deshmukh had no additional comments.

COMMITTEE MEMBER COMMENTS

There were no Committee member comments.

COMMITTEE MEMBER REQUESTED FUTURE AGENDA ITEMS

There were no Committee member requests for future agenda items.

With no further business, Director Hofer adjourned the meeting at 11:40 a.m.

Respectfully submitted,

April Woodruff
Board Secretary/Office Manager

**A Municipal Water District*

APPROVED: JANUARY 8, 2020

**CONSENT
ITEM
1B**



Date: January 15, 2020

To: The Honorable Board of Directors

From: Shivaji Deshmukh, General Manager *SD*

Committee: Finance & Administration

01/08/20

Executive Contact: Christina Valencia, Executive Manager of Finance & Administration/AGM

Subject: Report on General Disbursements

Executive Summary:

Total disbursements for the month of November 2019 were \$15,445,460.31. Disbursement activity included check payments of \$4,482,912.33 to vendors and \$20,070.06 for worker's compensation related costs. Electronic payments included Automated Clearing House (ACH) of \$2,618,961.06 and wire transfers (excluding payroll) of \$6,606,837.03. Total payroll was \$1,709,129.81 for employees and \$7,650.02 for the Board of Directors.

Staff's Recommendation:

Approve the total disbursements for the month of November 2019, in the amount of \$15,445,460.31.

Budget Impact *Budgeted (Y/N):* N *Amendment (Y/N):* N *Amount for Requested Approval:*

Account/Project Name:

Fiscal Impact (explain if not budgeted):

Full account coding (internal AP purposes only):

- - -
- - -

Project No.:

Prior Board Action:

On December 18, 2019 the Board of Directors approved the September 2019 Report on General Disbursements totaling \$21,751.419.34.

Environmental Determination:

Not Applicable

Business Goal:

The report on general disbursements is consistent with the Agency's Business Goal of Fiscal Responsibility in providing financial reporting that accounts for general disbursements associated with operating requirements.

Attachments:

Attachment 1 - Background

Attachment 2 - Details of General Disbursements

Attachment 1 - Background

Subject: Report on General Disbursements

Table 1 summarizes the disbursements detailed in each of the six attachments affixed to this letter. Table 2 lists the disbursements in excess of an aggregated \$500,000 per vendor, and is presented in largest to smallest dollar value.

Table 1: Disbursement Details

Attachment	Payment Type	Amount
2A	Vendor Checks	\$ 4,482,912.33
2B	Workers' Comp Checks	\$ 20,070.06
2C	Vendor ACHs	\$ 2,618,861.06
2D	Vendor Wires (excludes Payroll)	\$ 6,606,837.03
2E	Payroll-Net Pay-Directors	\$ 7,650.02
2F	Payroll-Net Pay-Employees	\$ 1,709,129.81
Total Disbursements		\$15,445,460.31

Table 2: Disbursements in Excess of \$500,000 per Vendor

Vendor	Amount	Description
MWD	\$ 5,050,954.13	September 2019 Water Purchases
FERREIRA COASTAL CONSTRUCTION	\$ 787,139.13	WR15021 Napa Lateral and EN19015 San Bernardino Lift Station
IRS	\$ 659,503.47	P/R 23, 24: Dir 11 Payroll Taxes

Attachment 2A

Vendor Checks

Bank	CBB	CITIZENS BUSINESS BANK	ONTARIO CA 917610000
Bank Key	122234149		
Acct number	CHECK	231167641	

Check

Check number from to	Payment	Pmnt date	Crncy	Amount paid (FC)	Recipient/void reason code	Enca./void
230671	2200103151	11/04/2019	USD	1,500.00	TOTALFUNDS BY HASLER CAROL STREAM IL	11/12/2019
230672	2200103156	11/05/2019	USD	511.48	ANDERSON, JOHN L CHINO CA	11/19/2019
230673	2200103186	11/07/2019	USD	475.00	ACWA SACRAMENTO CA	11/13/2019
230674	2200103180	11/07/2019	USD	2,472.72	AGILENT TECHNOLOGIES INC LOS ANGELES CA	11/12/2019
230675	2200103172	11/07/2019	USD	365.26	AIRGAS WEST INC PASADENA CA	11/12/2019
230676	2200103208	11/07/2019	USD	431.76	AMERICAN PRINTING & PROMOTIONSCHINO CA	11/19/2019
230677	2200103176	11/07/2019	USD	1,773.42	AMETEK BROOKFIELD CHANDLER AZ	11/18/2019
230678	2200103162	11/07/2019	USD	30.00	ASSOC OF CALIFORNIA WATER AGENSACRAMENTO CA	11/13/2019
230679	2200103187	11/07/2019	USD	34.00	ASSOC SAN BERNARDINO CNTY SPECSAN BERNARDINO CA	11/26/2019
230680	2200103215	11/07/2019	USD	1,798.05	AUTOZONE INC ATLANTA GA	11/12/2019
230681	2200103191	11/07/2019	USD	1,031.79	BOOT BARN INC IRVINE CA	11/13/2019
230682	2200103205	11/07/2019	USD	985.27	BRENNIAG PACIFIC INC SANTA FE SPRINGS CA	11/12/2019
230683	2200103236	11/07/2019	USD	3,653.70	BUCKNAM INFRASTRUCTURE GROUP IOCEANSIDE CA	11/15/2019
230684	2200103189	11/07/2019	USD	262.49	CALIFORNIA BOILER INC SANTA ANA CA	11/12/2019
230685	2200103218	11/07/2019	USD	1,357.50	CAMET RESEARCH, INC. GOLETA CA	11/14/2019
230686	2200103259	11/07/2019	USD	40.85	CAMPBELL, ANDREW CHINO HILLS CA	11/18/2019
230687	2200103235	11/07/2019	USD	10,343.40	CAPO PROJECTS GROUP LLC SAN JUAN CAPISTRANO CA	11/12/2019
230688	2200103260	11/07/2019	USD	39.89	CARTER, JOSEPH CHINO HILLS CA	11/26/2019
230689	2200103206	11/07/2019	USD	3,149.14	CINTAS CORPORATION LOC#150 PHOENIX AZ	11/14/2019
230690	2200103253	11/07/2019	USD	404.00	CITY EMPLOYEES ASSOCIATES LONG BEACH CA	11/12/2019
230691	2200103239	11/07/2019	USD	1,479.58	CITY OF CHINO CHINO CA	11/12/2019
230692	2200103177	11/07/2019	USD	59.00	CITY OF RANCHO CUCAMONGA RANCHO CUCAMONGA CA	11/19/2019
230693	2200103164	11/07/2019	USD	830.00	CITY RENTALS INC ONTARIO CA	11/13/2019
230694	2200103210	11/07/2019	USD	974.00	CONCENTRA MEDICAL CENTERS RANCHO CUCAMONGA CA	11/13/2019
230695	2200103204	11/07/2019	USD	609.85	CONTROLLED MOTION SOLUTIONS INSANTA ANA CA	11/12/2019
230696	2200103240	11/07/2019	USD	27.60	CUCAMONGA VALLEY WATER DISTRICLOS ANGELES CA	11/13/2019
230697	2200103212	11/07/2019	USD	2,190.00	DAVID WHEELER'S PEST CONTROL, NORCO CA	11/12/2019
230698	2200103175	11/07/2019	USD	18,008.78	DELL MARKETING L P PASADENA CA	11/12/2019
230699	2200103228	11/07/2019	USD	8,801.89	ELECTRIC SERVICE & SUPPLY PASADENA CA	11/13/2019
230700	2200103214	11/07/2019	USD	4,435.00	EUROFINS EATON ANALYTICAL LLC GRAPEVINE TX	11/14/2019
230701	2200103184	11/07/2019	USD	607.96	EXPRESS PIPE & SUPPLY INC ANAHEIM CA	11/12/2019
230702	2200103165	11/07/2019	USD	4,125.86	FISHER SCIENTIFIC LOS ANGELES CA	11/12/2019
230703	2200103242	11/07/2019	USD	713.08	FONTANA WATER COMPANY FONTANA CA	11/14/2019
230704	2200103252	11/07/2019	USD	1,202.93	FRANCHISE TAX BOARD SACRAMENTO CA	11/25/2019
230705	2200103256	11/07/2019	USD	299.00	FRAZIER, JAMES M CHINO HILLS CA	11/14/2019
230706	2200103245	11/07/2019	USD	1,827.08	FRONTIER COMMUNICATIONS CORP CINCINNATI OH	11/13/2019
230707	2200103173	11/07/2019	USD	2,947.09	GRAINGER PALATINE IL	11/12/2019
230708	2200103166	11/07/2019	USD	731.05	HOME DEPOT CREDIT SERVICES PHOENIX AZ	11/12/2019
230709	2200103264	11/07/2019	USD	125.00	HULL, KURT CHINO HILLS CA	11/12/2019
230710	2200103270	11/07/2019	USD	299.00	HYDER, JEFFREY CHINO HILLS CA	11/14/2019
230711	2200103249	11/07/2019	USD	51.00	INLAND EMPIRE UNITED WAY RANCHO CUCAMONGA CA	11/12/2019
230712	2200103273	11/07/2019	USD	915.00	JOHNSON, TRENTON CHINO HILLS CA	11/13/2019
230713	2200103269	11/07/2019	USD	299.00	KORISAL, VIJAYAKUMAR S CHINO HILLS CA	11/13/2019
230714	2200103255	11/07/2019	USD	299.00	LEE, RANDY CHINO HILLS CA	11/18/2019

Bank	CBB	CITIZENS BUSINESS BANK	ONTARIO CA	917610000
Bank Key	122234149			
Acct number	CHECK	231167641		

Check						
Check number from to	Payment	Pmnt date	Crcy	Amount paid (FC)	Recipient/void reason code	Enca./void
230715	2200103261	11/07/2019	USD	299.00	LENING, SCOTT CHINO HILLS CA	11/13/2019
230716	2200103220	11/07/2019	USD	99.00	LITTLE SISTER'S TRUCK WASH, INBONSALL CA	11/19/2019
230717	2200103271	11/07/2019	USD	28.95	MCSHANE, JAMES CHINO HILLS CA	11/18/2019
230718	2200103226	11/07/2019	USD	15,837.50	MWH CONSTRUCTORS INC BROOMFIELD CO	11/15/2019
230719	2200103194	11/07/2019	USD	26,000.00	NATIONAL THEATRE FOR CHILDREN MINNEAPOLIS MN	11/13/2019
230720	2200103222	11/07/2019	USD	122.10	NAVEX GLOBAL INC LAKE OSWEGO OR	11/19/2019
230721	2200103272	11/07/2019	USD	299.00	OELRICH, JOSHUA CHINO HILLS CA	11/13/2019
230722	2200103237	11/07/2019	USD	23,636.44	OSISOFT LLC SAN FRANCISCO CA	11/14/2019
230723	2200103219	11/07/2019	USD	363.12	PHOTO ART INDUSTRIES CHINO CA	11/14/2019
230724	2200103254	11/07/2019	USD	143.49	POESKE, MATTHEW CHINO HILLS CA	12/20/2019
230725	2200103183	11/07/2019	USD	14,250.00	POWER SYSTEMS SERVICES INC CHINO CA	11/14/2019
230726	2200103263	11/07/2019	USD	299.00	RACZ, JASON CHINO HILLS CA	11/20/2019
230727	2200103238	11/07/2019	USD	5,700.00	RAILPROS FIELD SERVICES INC IRVING TX	11/13/2019
230728	2200103234	11/07/2019	USD	7,616.00	RBC RESOURCES MURRIETA CA	11/13/2019
230729	2200103167	11/07/2019	USD	3,671.88	RMA GROUP RANCHO CUCAMONGA CA	11/12/2019
230730	2200103233	11/07/2019	USD	10,495.00	ROCKDOVE SOLUTIONS INC ST PETERSBURG FL	11/18/2019
230731	2200103257	11/07/2019	USD	299.00	SAULS, SCOTT CHINO HILLS CA	11/18/2019
230732	2200103262	11/07/2019	USD	64.96	SCHERCK, JOHN CHINO HILLS CA	12/11/2019
230733	2200103266	11/07/2019	USD	220.00	SELIO, RICHARD CHINO HILLS CA	11/19/2019
230734	2200103241	11/07/2019	USD	247,688.51	SO CALIF EDISON ROSEMEAD CA	11/13/2019
230735	2200103174	11/07/2019	USD	5,686.14	SOUTH COAST AQMD DIAMOND BAR CA	11/15/2019
230736	2200103169	11/07/2019	USD	218.00	SOUTHWEST ALARM SERVICE UPLAND CA	11/13/2019
230737	2200103201	11/07/2019	USD	12,029.50	STANTEC CONSULTING INC CHICAGO IL	11/12/2019
230738	2200103179	11/07/2019	USD	80.00	STATE WATER RESOURCES CNTRL BR SACRAMENTO CA	11/19/2019
230739	2200103231	11/07/2019	USD	1,817.00	THE SOLIS GROUP PASADENA CA	11/18/2019
230740	2200103268	11/07/2019	USD	299.00	TILLERY, IAN CHINO HILLS CA	11/19/2019
230741	2200103198	11/07/2019	USD	1,562.50	TRUSSELL TECHNOLOGIES INC PASADENA CA	11/14/2019
230742	2200103216	11/07/2019	USD	13,329.75	UTILIQUEST LLC ATLANTA GA	11/12/2019
230743	2200103230	11/07/2019	USD	6,906.44	VECTORUSA TORRANCE CA	11/13/2019
230744	2200103188	11/07/2019	USD	280.08	VERIZON WIRELESS DALLAS TX	11/14/2019
230745	2200103227	11/07/2019	USD	14,921.78	VIRAMONTES EXPRESS INC CORONA CA	11/25/2019
230746	2200103223	11/07/2019	USD	5,249.00	WATER ISAC WASHINGTON DC	11/18/2019
230747	2200103232	11/07/2019	USD	31,034.39	WATER SYSTEMS CONSULTING INC SAN LUIS OBISPO CA	11/13/2019
230748	2200103196	11/07/2019	USD	390.02	WORLDWIDE EXPRESS PASADENA CA	11/12/2019
230749	2200103195	11/07/2019	USD	988.49	YORK EMPLOYMENT SERVICES INC ONTARIO CA	11/12/2019
230750	2200103258	11/07/2019	USD	299.00	ZIEGENBEIN, JEFF CHINO HILLS CA	12/02/2019
230751	2200103283	11/07/2019	USD	147.63	CARL H TAYLOR III CRYSTAL RIVER FL	11/13/2019
230752	2200103358	11/14/2019	USD	1,579.61	AGILENT TECHNOLOGIES INC LOS ANGELES CA	11/18/2019
230753	2200103347	11/14/2019	USD	840.98	AIRGAS WEST INC PASADENA CA	11/19/2019
230754	2200103397	11/14/2019	USD	188.02	AMERICAN HERITAGE LIFE INSURANCE DALLAS TX	11/21/2019
230755	2200103346	11/14/2019	USD	4,490.03	APPLIED INDUSTRIAL TECHNOLOGIES PASADENA CA	11/18/2019
230756	2200103357	11/14/2019	USD	30.00	ARMA RIVERSIDE CA	11/22/2019
230757	2200103374	11/14/2019	USD	3,114.76	ASAP INDUSTRIAL SUPPLY FONTANA CA	11/20/2019
230758	2200103406	11/14/2019	USD	777.00	ASPRER, KEVIN CHINO HILLS CA	11/15/2019

Bank	CBB	CITIZENS BUSINESS BANK	ONTARIO CA 917610000
Bank Key	122234149		
Acct number	CHECK	231167641	

Check

Check number from to	Payment	Pmnt date	Crcy	Amount paid (FC)	Recipient/void reason code	Enca./void
230759	22001033378	11/14/2019	USD	180.80	AUTOZONE INC ATLANTA GA	11/20/2019
230760	22001033379	11/14/2019	USD	19,611.79	BRIGHTVIEW LANDSCAPE SERVICES PASADENA CA	11/18/2019
230761	22001033339	11/14/2019	USD	168,359.30	BROWN AND CALDWELL SAN FRANCISCO CA	11/19/2019
230762	22001033395	11/14/2019	USD	6,181.74	BURRTEC WASTE INDUSTRIES INC FONTANA CA	11/29/2019
230763	22001033359	11/14/2019	USD	5,200.00	CA-NV SECTION AWWA RANCHO CUCAMONGA CA	11/22/2019
230764	22001033352	11/14/2019	USD	192.00	CALIF WATER ENVIRONMENT ASSOC OAKLAND CA	11/29/2019
230765	22001033390	11/14/2019	USD	5,000.00	CALIFORNIA AFRICAN AMERICAN SACRAMENTO CA	
230766	22001033369	11/14/2019	USD	8,000.00	CALIFORNIA STRATEGIES LLC SACRAMENTO CA	11/20/2019
230767	2200103405	11/14/2019	USD	207.24	CAMACHO, MICHAEL CHINO HILLS CA	11/18/2019
230768	22001033388	11/14/2019	USD	56,118.00	CHINO GRADING INC CHINO CA	11/22/2019
230769	2200103409	11/14/2019	USD	300.00	CHUNG, KIM CHINO HILLS CA	11/19/2019
230770	22001033368	11/14/2019	USD	2,475.86	CINTAS CORPORATION LOC#150 PHOENIX AZ	11/22/2019
230771	22001033391	11/14/2019	USD	3,124.23	CITY OF CHINO CHINO CA	11/18/2019
230772	22001033341	11/14/2019	USD	219.88	CITY RENTALS INC ONTARIO CA	11/19/2019
230773	22001033342	11/14/2019	USD	988.39	COLE PARMER INSTRUMENT CO CHICAGO IL	11/18/2019
230774	22001033356	11/14/2019	USD	4,960.26	COMMERCIAL DOOR CO POMONA CA	11/25/2019
230775	22001033380	11/14/2019	USD	413.44	CORONA-NORCO UNIFIED SCHOOL DINORCO CA	11/25/2019
230776	22001033392	11/14/2019	USD	389.28	CUCAMONGA VALLEY WATER DISTRICTLOS ANGELES CA	11/19/2019
230777	22001033372	11/14/2019	USD	400.00	DAVID WHEELER'S PEST CONTROL, NORCO CA	11/19/2019
230778	22001033398	11/14/2019	USD	7,459.00	EMPLOYMENT DEVELOPMENT DEPARTMSACRAMENTO CA	11/20/2019
230779	22001033377	11/14/2019	USD	13,280.00	EUROFINS EATON ANALYTICAL LLC GRAPEVINE TX	11/21/2019
230780	22001033344	11/14/2019	USD	1,649.77	FISHER SCIENTIFIC LOS ANGELES CA	11/18/2019
230781	22001033351	11/14/2019	USD	242.85	FLW INC HUNTINGTON BEACH CA	11/20/2019
230782	22001033384	11/14/2019	USD	1,238.73	GARRATT CALLAHAN COMPANY BURLINGAME CA	11/20/2019
230783	22001033367	11/14/2019	USD	15,132.88	GEI CONSULTANTS INC BOSTON MA	11/19/2019
230784	22001033385	11/14/2019	USD	12,325.92	GRANICUS SAINT PAUL MN	11/19/2019
230785	22001033345	11/14/2019	USD	41.93	HOME DEPOT CREDIT SERVICES PHOENIX AZ	11/19/2019
230786	22001033371	11/14/2019	USD	1,194.85	JB'S POOLS & PONDS INC UPLAND CA	11/19/2019
230787	22001033376	11/14/2019	USD	356.51	KIM'S MASTER AUTO REPAIR CHINO CA	11/26/2019
230788	22001033355	11/14/2019	USD	4,323.86	KONICA MINOLTA PASADENA CA	12/09/2019
230789	2200103400	11/14/2019	USD	253.15	LEGALSHIELD ADA OK	11/21/2019
230790	2200103403	11/14/2019	USD	255.75	LETULLE, CHANDER CHINO HILLS CA	11/26/2019
230791	22001033396	11/14/2019	USD	872.83	LEVEL 3 COMMUNICATIONS LLC DENVER CO	11/20/2019
230792	22001033375	11/14/2019	USD	1,739.58	LILLESTRAND LEADERSHIP CONSULTCHINO HILLS CA	12/02/2019
230793	2200103404	11/14/2019	USD	53.42	MARSEILLES, BONNIE J CHINO HILLS CA	11/20/2019
230794	22001033387	11/14/2019	USD	236.25	MOMENTUM GRASS VALLEY CA	12/03/2019
230795	22001033353	11/14/2019	USD	35.10	O RINGS & THINGS FONTANA CA	11/25/2019
230796	22001033343	11/14/2019	USD	1,394.01	OFFICE DEPOT PHOENIX AZ	11/25/2019
230797	22001033362	11/14/2019	USD	2,454.19	PANTHER PROTECTION ORANGE CA	11/19/2019
230798	2200103402	11/14/2019	USD	160.00	PELLEY, GARY J CHINO HILLS CA	11/27/2019
230799	22001033399	11/14/2019	USD	205.38	PERS LONG TERM CARE PROGRAM PASADENA CA	11/19/2019
230800	22001033348	11/14/2019	USD	2,853.69	PETE'S ROAD SERVICE FULLERTON CA	11/19/2019
230801	2200103410	11/14/2019	USD	300.00	PINEDA, GABRIEL FONTANA CA	12/09/2019
230802	22001033383	11/14/2019	USD	7,220.00	PROJECT X CORROSION ENGINEERINMURRIETA CA	11/26/2019

Bank	CBB	CITIZENS BUSINESS BANK	ONTARIO CA 917610000
Bank Key	122234149		
Acct number	CHECK	231167641	

Check

Check number from to	Payment	Pmnt date	Crcy	Amount paid (FC)	Recipient/void reason code	Enca./void
230803	2200103382	11/14/2019	USD	155.48	QUINN COMPANY LOS ANGELES CA	11/18/2019
230804	2200103363	11/14/2019	USD	1,304.15	RACO MANUFACTURING & ENGINEERIEMERYVILLE CA	11/25/2019
230805	2200103389	11/14/2019	USD	4,900.00	RAILPROS FIELD SERVICES INC IRVING TX	
230806	2200103340	11/14/2019	USD	31.52	REM LOCK & KEY ONTARIO CA	11/20/2019
230807	2200103401	11/14/2019	USD	64.96	ROSALES, TIMOTEO CHINO HILLS CA	11/25/2019
230808	2200103360	11/14/2019	USD	180.00	SAM'S CLUB/SYNCHRONY BANK ATLANTA GA	11/18/2019
230809	2200103373	11/14/2019	USD	997.48	SAN BERNARDINO CITY SCHOOL DISSAN BERNARDINO CA	11/20/2019
230810	2200103381	11/14/2019	USD	2,068.00	SHAW HR CONSULTING INC NEWBURY PARK CA	11/19/2019
230811	2200103407	11/14/2019	USD	814.82	SMITH, JASON D CHINO HILLS CA	11/26/2019
230812	2200103393	11/14/2019	USD	239,992.11	SO CALIF EDISON ROSEMEAD CA	11/18/2019
230813	2200103394	11/14/2019	USD	2,566.76	SO CALIF GAS MONTEREY PARK CA	11/20/2019
230814	2200103354	11/14/2019	USD	3,237.63	SOLINST CANADA LTD GEORGETOWN ON	11/21/2019
230815	2200103349	11/14/2019	USD	557.42	SOUTH COAST AQMD DIAMOND BAR CA	11/26/2019
230816	2200103386	11/14/2019	USD	27,490.00	TOBIN CONSTRUCTION INC RANCHO CUCAMONGA CA	11/19/2019
230817	2200103366	11/14/2019	USD	4,800.00	TOM DAY TREE SERVICE INC UPLAND CA	11/18/2019
230818	2200103408	11/14/2019	USD	15.00	TOM, REA CHINO HILLS CA	11/15/2019
230819	2200103365	11/14/2019	USD	549.41	URIMAGE BLOOMINGTON CA	11/19/2019
230820	2200103350	11/14/2019	USD	263.00	WATER ENVIRONMENT FEDERATION BALTIMORE MD	11/19/2019
230821	2200103361	11/14/2019	USD	2,171.46	WILLIAMS SCOTSMAN INC CHICAGO IL	11/18/2019
230822	2200103364	11/14/2019	USD	112.71	WORLDWIDE EXPRESS PASADENA CA	11/19/2019
230823	2200103370	11/14/2019	USD	358.60	YRC PASADENA CA	11/18/2019
230824	2200103476	11/21/2019	USD	2,189.15	AGILENT TECHNOLOGIES INC LOS ANGELES CA	11/25/2019
230825	2200103510	11/21/2019	USD	2,900.00	AIR MANAGEMENT INDUSTRIES INC RANCHO CUCAMONGA CA	11/26/2019
230826	2200103471	11/21/2019	USD	820.89	AIRGAS WEST INC PASADENA CA	11/25/2019
230827	2200103535	11/21/2019	USD	41.99	ARGUELLES, ALEX CHINO HILLS CA	12/03/2019
230828	2200103498	11/21/2019	USD	393.22	ASAP INDUSTRIAL SUPPLY FONTANA CA	11/26/2019
230829	2200103501	11/21/2019	USD	147,386.61	ATOM ENGINEERING CONSTRUCTION HEMET CA	11/25/2019
230830	2200103502	11/21/2019	USD	17,884.15	ATOM ENGINEERING CONSTRUCTION HEMET CA	11/25/2019
230831	2200103511	11/21/2019	USD	3,475.00	BANNER BANK CARLSBAD CA	11/26/2019
230832	2200103505	11/21/2019	USD	100.00	BENNETT, ARTHUR E. CHINO HILLS CA	11/25/2019
230833	2200103486	11/21/2019	USD	45.00	BIA OF SOUTHERN CALIFORNIA INCRANCHO CUCAMONGA CA	12/18/2019
230834	2200103537	11/21/2019	USD	15.00	BIESIADA, JOSH CHINO HILLS CA	11/25/2019
230835	2200103499	11/21/2019	USD	40,270.50	BIG SKY ELECTRIC INC UPLAND CA	11/29/2019
230836	2200103484	11/21/2019	USD	709.75	BOOT BARN INC IRVINE CA	12/03/2019
230837	2200103491	11/21/2019	USD	100.00	BOWMAN, JIM W ONTARIO CA	11/26/2019
230838	2200103519	11/21/2019	USD	10,833.80	BUCKNAM INFRASTRUCTURE GROUP IOCEANSIDE CA	12/04/2019
230839	2200103509	11/21/2019	USD	24,241.10	BUSINESS CARD WILMINGTON DE	11/25/2019
230840	2200103474	11/21/2019	USD	89.00	CALIF WATER ENVIRONMENT ASSOC OAKLAND CA	12/04/2019
230841	2200103517	11/21/2019	USD	39,106.90	CAPO PROJECTS GROUP LLC SAN JUAN CAPISTRANO CA	11/25/2019
230842	2200103534	11/21/2019	USD	147.63	CARL H TAYLOR III CRYSTAL RIVER FL	11/26/2019
230843	2200103497	11/21/2019	USD	10,358.00	CARRIER CORPORATION CHICAGO IL	11/26/2019
230844	2200103504	11/21/2019	USD	1,250.00	CHINO HIGH SCHOOL CHINO CA	
230845	2200103489	11/21/2019	USD	1,250.00	CHINO HILLS HIGH SCHOOL CHINO HILLS CA	12/17/2019
230846	2200103492	11/21/2019	USD	2,988.72	CINTAS CORPORATION LOC#150 PHOENIX AZ	11/27/2019

Bank	CBB	CITIZENS BUSINESS BANK	ONTARIO CA 917610000
Bank Key	122234149		
Acct number	CHECK	231167641	

Check

Check number from to	Payment	Pmnt date	Crcy	Amount paid (FC)	Recipient/void reason code	Enca./void
230847	2200103483	11/21/2019	USD	594.19	CINTAS FIRST AID & SAFETY LOCCINCINNATI OH	11/26/2019
230848	2200103533	11/21/2019	USD	404.00	CITY EMPLOYEES ASSOCIATES LONG BEACH CA	11/26/2019
230849	2200103473	11/21/2019	USD	2,000.00	CITY OF CHINO HILLS CHINO HILLS CA	11/27/2019
230850	2200103466	11/21/2019	USD	50.00	CITY RENTALS INC ONTARIO CA	11/26/2019
230851	2200103493	11/21/2019	USD	831.00	CONCENTRA MEDICAL CENTERS RANCHO CUCAMONGA CA	11/27/2019
230852	2200103520	11/21/2019	USD	100.00	COTHRAN JR, PHILLIP WAYNE FONTANA CA	12/09/2019
230853	2200103523	11/21/2019	USD	447.50	CRITICAL RESEARCH CORP AUSTIN TX	11/27/2019
230854	2200103513	11/21/2019	USD	12,730.00	CSI SERVICES INC SANTA CLARITA CA	
230855	2200103526	11/21/2019	USD	236.35	CUCAMONGA VALLEY WATER DISTRICT LOS ANGELES CA	11/26/2019
230856	2200103522	11/21/2019	USD	2,000.00	ENSIGHT PARTNERS LLC LOS ANGELES CA	11/27/2019
230857	2200103477	11/21/2019	USD	93.00	ENVIRONMENTAL CONSULTING & TESSUPERIOR WI	12/04/2019
230858	2200103503	11/21/2019	USD	2,320.00	EUROFINS EATON ANALYTICAL LLC GRAPEVINE TX	11/27/2019
230859	2200103481	11/21/2019	USD	5,537.50	EXTTI INC BELL CANYON CA	11/29/2019
230860	2200103467	11/21/2019	USD	2,514.69	FISHER SCIENTIFIC LOS ANGELES CA	11/25/2019
230861	2200103468	11/21/2019	USD	219.98	FLO SYSTEMS INC ANAHEIM HILLS CA	11/27/2019
230862	2200103521	11/21/2019	USD	1,450.58	FLUME INC SAN LUIS OBISPO CA	12/06/2019
230863	2200103532	11/21/2019	USD	1,177.33	FRANCHISE TAX BOARD SACRAMENTO CA	12/09/2019
230864	2200103530	11/21/2019	USD	4,685.70	FRONTIER COMMUNICATIONS CORP CINCINNATI OH	11/27/2019
230865	2200103500	11/21/2019	USD	2,247.21	GHD PASADENA CA	11/26/2019
230866	2200103512	11/21/2019	USD	8,272.13	GOAL PRODUCTIONS INC GLENDALE CA	11/29/2019
230867	2200103524	11/21/2019	USD	35.00	GROSSMONT CUYAMACA COMMUNITY EL CAJON CA	
230868	2200103469	11/21/2019	USD	1,325.46	HOME DEPOT CREDIT SERVICES PHOENIX AZ	11/25/2019
230869	2200103494	11/21/2019	USD	3,216.65	INDUSTRIAL RUBBER & SUPPLY INCSAN BERNARDINO CA	11/26/2019
230870	2200103531	11/21/2019	USD	51.00	INLAND EMPIRE UNITED WAY RANCHO CUCAMONGA CA	11/26/2019
230871	2200103478	11/21/2019	USD	19,500.00	ISA RESEARCH TRIANGLE PARK NC	12/06/2019
230872	2200103538	11/21/2019	USD	55.68	JAHN, JERRY CHINO HILLS CA	12/10/2019
230873	2200103516	11/21/2019			voided by SHEATH - Lost Check	11/26/2019
230874	2200103518	11/21/2019	USD	100.00	JOHNSON, CAROLYN TENICE MONTCLAIR CA	
230875	2200103475	11/21/2019	USD	4,093.32	KONICA MINOLTA BUSINESS SOLUTIPASADENA CA	11/27/2019
230876	2200103515	11/21/2019	USD	6,750.00	LITTLER MENDELSON PC SAN FRANCISCO CA	11/26/2019
230877	2200103496	11/21/2019	USD	1,250.00	LOS OSOS HIGH SCHOOL RANCHO CUCAMONGA CA	12/10/2019
230878	2200103536	11/21/2019	USD	299.00	LUCAS, LARRY CHINO HILLS CA	11/27/2019
230879	2200103514	11/21/2019	USD	50,519.10	MYERS AND SONS CONSTRUCTION LPSACRAMENTO CA	11/26/2019
230880	2200103525	11/21/2019	USD	6,697.29	ONTARIO MUNICIPAL UTILITIES COONTARIO CA	11/25/2019
230881	2200103485	11/21/2019	USD	60.00	ORANGE COUNTY SANITATION DISTRFOUNTAIN VALLEY CA	12/02/2019
230882	2200103470	11/21/2019	USD	4,153.00	ORANGE COUNTY WATER DISTRICT FOUNTAIN VALLEY CA	11/25/2019
230883	2200103479	11/21/2019	USD	155.15	RED WING BUSINESS ADVANTAGE DALLAS TX	11/29/2019
230884	2200103508	11/21/2019	USD	188.39	ROWLAND UNIFIED SCHOOL DISTRICT CROWLAND HEIGHTS CA	
230885	2200103482	11/21/2019	USD	105.00	SCAP ENCINITAS CA	12/09/2019
230886	2200103527	11/21/2019	USD	10,720.44	SO CALIF EDISON ROSEMEAD CA	11/25/2019
230887	2200103528	11/21/2019	USD	48.60	SO CALIF GAS MONTEREY PARK CA	11/29/2019
230888	2200103507	11/21/2019	USD	396.87	SPORT PINS INTERNATIONAL INC UPLAND CA	11/26/2019
230889	2200103506	11/21/2019	USD	100.00	STONE, DEBRA KAYE UPLAND CA	
230890	2200103490	11/21/2019	USD	458,426.63	TRAUTWEIN CONSTRUCTION INC RANCHO CUCAMONGA CA	11/26/2019

Bank CBB CITIZENS BUSINESS BANK
 Bank Key 122234149
 Acct number CHECK 231167641

ONTARIO CA 917610000

Check						
Check number from to	Payment	Pmnt date	Crcy	Amount paid (FC)	Recipient/void reason code	Enca./void
230891	2200103495	11/21/2019	USD	12,670.63	US BANK VOYAGER FLEET SYSTEMS KANSAS CITY MO	11/26/2019
230892	2200103529	11/21/2019	USD	468.56	VERIZON BUSINESS ALBANY NY	11/26/2019
230893	2200103480	11/21/2019	USD	17,092.94	VERIZON WIRELESS DALLAS TX	11/27/2019
230894	2200103487	11/21/2019	USD	45,125.00	W A RASIC CONSTRUCTION CO INC LONG BEACH CA	11/27/2019
230895	2200103472	11/21/2019	USD	5,500.00	WATEREUSE ASSOCIATION ALEXANDRIA VA	12/13/2019
230896	2200103488	11/21/2019	USD	3,360.86	YORK EMPLOYMENT SERVICES, INC PASADENA CA	11/25/2019
230897	2200103673	11/21/2019	USD	1,903.94	OFFICE DEPOT PHOENIX AZ	12/05/2019
230898	2200103674	11/21/2019	USD	331.50	P L HAWN COMPANY INC HUNTINGTON BEACH CA	11/29/2019
230899	2200103677	11/21/2019	USD	145.46	PANTHER PROTECTION ORANGE CA	12/03/2019
230900	2200103672	11/21/2019	USD	977.87	RBM LOCK & KEY ONTARIO CA	12/03/2019
230901	2200103681	11/21/2019	USD	2,552.46	READY REFRESH BY NESTLE LOUISVILLE KY	12/10/2019
230902	2200103675	11/21/2019	USD	23,880.83	RMA GROUP RANCHO CUCAMONGA CA	12/02/2019
230903	2200103679	11/21/2019	USD	1,918.00	STANTEC CONSULTING INC CHICAGO IL	12/02/2019
230904	2200103687	11/21/2019	USD	49.25	THE SOLIS GROUP PASADENA CA	12/06/2019
230905	2200103686	11/21/2019	USD	4,372.58	TRANSENE COMPANY INC DANVERS MA	12/05/2019
230906	2200103682	11/21/2019	USD	375.00	TRIEPI SMITH AND ASSOCIATES, IRVINE CA	12/16/2019
230907	2200103680	11/21/2019	USD	50,967.23	VAUGHAN'S INDUSTRIAL REPAIR COPARAMOUNT CA	11/26/2019
230908	2200103685	11/21/2019	USD	2,120.98	VECTORUSA TORRANCE CA	12/02/2019
230909	2200103684	11/21/2019	USD	31,664.00	WALLACE & ASSOCIATES CONSULTINPARK CITY UT	12/02/2019
230910	2200103683	11/21/2019	USD	4,941.13	WESTERN AUDIO VISUAL ORANGE CA	12/03/2019
230911	2200103678	11/21/2019	USD	113.28	WORLDWIDE EXPRESS ALBANY NY	11/29/2019
230912	2200103676	11/21/2019	USD	714.21	YALE CHASE EQUIPMENT AND SERVILOS ANGELES CA	11/29/2019
230913	2200103712	11/26/2019	USD	787,139.13	FERREIRA COASTAL CONSTRUCTION BRANCHBURG NJ	11/29/2019
230914	2200103744	11/26/2019	USD	475.00	ACWA SACRAMENTO CA	12/03/2019
230915	2200103740	11/26/2019	USD	834.48	AGILENT TECHNOLOGIES INC LOS ANGELES CA	12/02/2019
230916	2200103725	11/26/2019	USD	1,029.74	AIRGAS WEST INC PASADENA CA	12/02/2019
230917	2200103758	11/26/2019	USD	4,649.22	ALLIED UNIVERSAL SECURITY SERVPASADENA CA	12/02/2019
230918	2200103757	11/26/2019	USD	750.54	AMERICAN PRINTING & PROMOTIONSCHINO CA	12/13/2019
230919	2200103732	11/26/2019	USD	536.03	AMETEK BROOKFIELD CHANDLER AZ	12/09/2019
230920	2200103794	11/26/2019	USD	511.48	ANDERSON, JOHN L CHINO CA	12/10/2019
230921	2200103720	11/26/2019	USD	1,492.50	APPLIED INDUSTRIAL TECHNOLOGIEPASADENA CA	12/02/2019
230922	2200103759	11/26/2019	USD	100.37	BIOTAGE LLC PHILADELPHIA PA	12/03/2019
230923	2200103733	11/26/2019	USD	1,205.40	BLAZE CONE COMPANY PORTLAND OR	12/03/2019
230924	2200103790	11/26/2019	USD	187.74	BREIG, ANNA VICTORVILLE CA	12/06/2019
230925	2200103764	11/26/2019	USD	17,339.00	BRIGHTVIEW LANDSCAPE SERVICES PASADENA CA	12/02/2019
230926	2200103738	11/26/2019	USD	7,615.00	CALIF SPECIAL DISTRICTS ASSOC SACRAMENTO CA	12/03/2019
230927	2200103800	11/26/2019	USD	862.94	CAMACHO, MICHAEL CHINO HILLS CA	12/04/2019
230928	2200103734	11/26/2019	USD	240.00	CHINO BASIN WATER CONSERVATIONMONTCLAIR CA	12/18/2019
230929	2200103747	11/26/2019	USD	108.94	CHINO MFG & REPAIR INC CHINO CA	12/03/2019
230930	2200103756	11/26/2019	USD	2,427.48	CINTAS CORPORATION LOC#150 PHOENIX AZ	12/03/2019
230931	2200103746	11/26/2019	USD	1,137.54	CINTAS FIRST AID & SAFETY LOCCINCINNATI OH	12/03/2019
230932	2200103786	11/26/2019	USD	85,500.00	CIPO CLOUD SOFTWARE LLC CORONA CA	12/03/2019
230933	2200103715	11/26/2019	USD	50.00	CITY RENTALS INC ONTARIO CA	12/02/2019
230934	2200103745	11/26/2019	USD	8,747.15	CITY TOOL WORKS INC ONTARIO CA	12/03/2019

Bank	CBB	CITIZENS BUSINESS BANK	ONTARIO CA 917610000
Bank Key	122234149		
Acct number	CHECK	231167641	

Check

Check number from to	Payment	Pmnt date	Crncy	Amount paid (FC)	Recipient/void reason code	Enca./void
230935	2200103795	11/26/2019	USD	297.62	COLONIAL LIFE & ACCIDENT INSURCOLUMBIA SC	12/04/2019
230936	2200103760	11/26/2019	USD	1,220.00	DAVID WHEELER'S PEST CONTROL, NORCO CA	12/03/2019
230937	2200103778	11/26/2019	USD	2,570.00	DEGRAVE COMMUNICATIONS INC MURRIETA CA	12/02/2019
230938	2200103763	11/26/2019	USD	3,990.00	EUROFINS EATON ANALYTICAL LLC GRAPEVINE TX	12/03/2019
230939	2200103799	11/26/2019	USD	2,306.32	FIDELITY SECURITY LIFE INSURANCINCINNATI OH	12/04/2019
230940	2200103717	11/26/2019	USD	308.06	FISHER SCIENTIFIC LOS ANGELES CA	12/02/2019
230941	2200103718	11/26/2019	USD	966.74	FLO SYSTEMS INC ANAHEIM HILLS CA	12/04/2019
230942	2200103730	11/26/2019	USD	935.05	FLW INC HUNTINGTON BEACH CA	12/05/2019
230943	2200103731	11/26/2019	USD	178.12	FONTANA HERALD NEWS FONTANA CA	12/03/2019
230944	2200103789	11/26/2019	USD	752.94	FRONTIER COMMUNICATIONS CORP CINCINNATI OH	12/05/2019
230945	2200103762	11/26/2019	USD	979.00	GHD PASADENA CA	12/04/2019
230946	2200103774	11/26/2019	USD	250.00	GOAL PRODUCTIONS INC GLENDALE CA	12/05/2019
230947	2200103727	11/26/2019	USD	4,338.85	GRAINGER PALATINE IL	12/02/2019
230948	2200103793	11/26/2019	USD	511.48	HOBBS, DIANA APPLE VALLEY CA	12/03/2019
230949	2200103719	11/26/2019	USD	1,508.51	HOME DEPOT CREDIT SERVICES PHOENIX AZ	12/06/2019
230950	2200103791	11/26/2019	USD	511.48	HORNE, WILLIAM YUCCA VALLEY CA	12/02/2019
230951	2200103741	11/26/2019	USD	606.09	IMPRESSIONS GOURMET CATERING ONTARIO CA	12/03/2019
230952	2200103777	11/26/2019	USD	416,009.42	JAMES MCMINN INC RIVERSIDE CA	11/29/2019
230953	2200103779	11/26/2019	USD	2,395.00	JER HR GROUP LLC DURHAM NC	12/03/2019
230954	2200103798	11/26/2019	USD	253.15	LEGALSHIELD ADA OK	12/06/2019
230955	2200103761	11/26/2019	USD	2,802.82	LILLESTRAND LEADERSHIP CONSULTCHINO HILLS CA	12/02/2019
230956	2200103785	11/26/2019	USD	8,829.43	LUTZ JESCO AMERICA CORPORATIONROCHESTER NY	12/03/2019
230957	2200103792	11/26/2019	USD	806.38	MILLER, ELMER L BLUE JAY CA	12/04/2019
230958	2200103736	11/26/2019	USD	193.92	O RINGS & THINGS FONTANA CA	12/06/2019
230959	2200103716	11/26/2019	USD	3,227.89	OFFICE DEPOT PHOENIX AZ	12/04/2019
230960	2200103787	11/26/2019	USD	330.35	ONSITE TRUCK & EQUIPMENT REPAIONTARIO CA	
230961	2200103783	11/26/2019	USD	2,697.26	OSISOFT LLC SAN FRANCISCO CA	12/04/2019
230962	2200103721	11/26/2019	USD	589.34	P L HAWN COMPANY INC HUNTINGTON BEACH CA	12/03/2019
230963	2200103748	11/26/2019	USD	8,613.90	PANTHER PROTECTION ORANGE CA	12/03/2019
230964	2200103769	11/26/2019	USD	3,482.55	PAUL BAKER PRINTING INC ROSEVILLE CA	12/03/2019
230965	2200103784	11/26/2019	USD	1,305.00	PAUL REDVERS BROWN INC ENCINITAS CA	12/03/2019
230966	2200103796	11/26/2019	USD	205.38	PERS LONG TERM CARE PROGRAM PASADENA CA	12/04/2019
230967	2200103726	11/26/2019	USD	623.20	PETTY CASH EXPENDITURES CHINO CA	12/09/2019
230968	2200103782	11/26/2019	USD	9,000.00	PINNACLE ASSET INTEGRITY SRVS PASADENA TX	12/04/2019
230969	2200103781	11/26/2019	USD	857.69	PSG CALIFORNIA LLC CHICAGO IL	12/04/2019
230970	2200103776	11/26/2019	USD	123.61	QUINN COMPANY LOS ANGELES CA	11/29/2019
230971	2200103780	11/26/2019	USD	8,092.00	RBC RESOURCES MURRIETA CA	12/10/2019
230972	2200103714	11/26/2019	USD	15.09	RBM LOCK & KEY ONTARIO CA	12/03/2019
230973	2200103743	11/26/2019	USD	1,022.12	RED WING BUSINESS ADVANTAGE DALLAS TX	12/03/2019
230974	2200103722	11/26/2019	USD	24,434.62	RMA GROUP RANCHO CUCAMONGA CA	12/02/2019
230975	2200103751	11/26/2019	USD	9,138.99	RMC WATER AND ENVIRONMENT BOSTON MA	12/05/2019
230976	2200103729	11/26/2019	USD	32,540.85	ROCKWELL ENGINEERING & EQUIPMETUSTIN CA	12/02/2019
230977	2200103773	11/26/2019	USD	4,615.25	ROCKWELL SOLUTIONS INC NEWPORT COAST CA	12/04/2019
230978	2200103770	11/26/2019	USD	325.50	SCP SCIENCE CHAMPLAIN NY	12/13/2019

Bank	CBB	CITIZENS BUSINESS BANK	ONTARIO CA 917610000
Bank Key	122234149		
Acct number	CHECK	231167641	

Check

Check number from to	Payment	Pmnt date	Crcy	Amount paid (FC)	Recipient/void reason code	Enca./void
230979	2200103735	11/26/2019	USD	125.13	SIGMA-ALDRICH INC ATLANTA GA	12/03/2019
230980	2200103788	11/26/2019	USD	146.40	SO CALIF GAS MONTEREY PARK CA	12/06/2019
230981	2200103723	11/26/2019	USD	4,852.00	SOUTHWEST ALARM SERVICE UPLAND CA	12/02/2019
230982	2200103742	11/26/2019	USD	415,797.00	STATE WATER RESOURCES CNTRL BRSACRAMENTO CA	12/04/2019
230983	2200103772	11/26/2019	USD	280.44	STORETRIEVE LLC PASADENA CA	12/02/2019
230984	2200103752	11/26/2019	USD	118,491.44	SWRCB ACCOUNTING OFFICE SACRAMENTO CA	12/06/2019
230985	2200103766	11/26/2019	USD	23,650.00	TECHNICAL SYSTEMS INC LYNNWOOD WA	12/04/2019
230986	2200103737	11/26/2019	USD	1,115.00	TELEDYNE INSTRUMENTS INC CHICAGO IL	12/02/2019
230987	2200103767	11/26/2019	USD	20.00	THE SHREDDERS LOS ANGELES CA	12/03/2019
230988	2200103754	11/26/2019	USD	5,695.00	TOM DAY TREE SERVICE INC UPLAND CA	12/02/2019
230989	2200103775	11/26/2019	USD	215.76	TRANSENE COMPANY INC DANVERS MA	12/05/2019
230990	2200103765	11/26/2019	USD	1,243.46	TRIEPEI SMITH AND ASSOCIATES, IRVINE CA	12/16/2019
230991	2200103724	11/26/2019	USD	980.54	UNDERGROUND SERVICE ALERT/SC CORONA CA	12/09/2019
230992	2200103753	11/26/2019	USD	1,250.00	UPLAND HIGH SCHOOL UPLAND CA	12/19/2019
230993	2200103755	11/26/2019	USD	2,552.00	V & A CONSULTING ENGINEERS OAKLAND CA	12/06/2019
230994	2200103771	11/26/2019	USD	24,695.64	VIRAMONTES EXPRESS INC CORONA CA	12/06/2019
230995	2200103749	11/26/2019	USD	4,265.53	W A RASIC CONSTRUCTION CO INC LONG BEACH CA	12/03/2019
230996	2200103768	11/26/2019	USD	42,676.00	WALLACE & ASSOCIATES CONSULTINPARK CITY UT	12/03/2019
230997	2200103739	11/26/2019	USD	4,202.23	WASTE MANAGEMENT OF LOS ANGELES CA	12/09/2019
230998	2200103728	11/26/2019	USD	12,331.75	WATEREUSE ASSOCIATION ALEXANDRIA VA	12/13/2019
230999	2200103797	11/26/2019	USD	25.00	WILCO LIFE INSURANCE COMPANY CHARLOTTE NC	12/09/2019
231000	2200103750	11/26/2019	USD	459.59	WORLDWIDE EXPRESS PASADENA CA	12/02/2019
* Payment method Check			USD	4,482,912.33		

Check number from to	Payment	Pmnt date	Crcy	Amount paid (FC)	Recipient/void reason code	Enca./void
**			USD	4,482,912.33		

Attachment 2B

Workers' Comp Checks

Bank	CBB	CITIZENS BUSINESS BANK	ONTARIO CA 917610000
Bank Key	122234149		
Acct number	WCOMP	231159290	

Checks created manually

Check number from to	Payment	Pmnt date	Crcy	Amount paid (FC)	Recipient/void reason code	Enca./void
05249	2200103690	11/06/2019	USD	458.68	YORK RISK SERVICES GROUP INC RANCHO CUCAMONGA CA	11/14/2019
05250	2200103691	11/06/2019	USD	1,376.04	YORK RISK SERVICES GROUP INC RANCHO CUCAMONGA CA	11/14/2019
05251	2200103692	11/06/2019	USD	118.06	YORK RISK SERVICES GROUP INC RANCHO CUCAMONGA CA	11/12/2019
05252	2200103693	11/06/2019	USD	125.60	YORK RISK SERVICES GROUP INC RANCHO CUCAMONGA CA	11/12/2019
05253	2200103695	11/13/2019	USD	1,119.34	YORK RISK SERVICES GROUP INC RANCHO CUCAMONGA CA	11/22/2019
05254	2200103696	11/13/2019	USD	424.34	YORK RISK SERVICES GROUP INC RANCHO CUCAMONGA CA	11/25/2019
05255	2200103697	11/13/2019	USD	163.50	YORK RISK SERVICES GROUP INC RANCHO CUCAMONGA CA	11/26/2019
05256	2200103698	11/13/2019	USD	488.24	YORK RISK SERVICES GROUP INC RANCHO CUCAMONGA CA	11/18/2019
05257	2200103699	11/13/2019	USD	112.18	YORK RISK SERVICES GROUP INC RANCHO CUCAMONGA CA	11/18/2019
05258	2200103700	11/13/2019	USD	2,453.70	YORK RISK SERVICES GROUP INC RANCHO CUCAMONGA CA	11/19/2019
05259	2200103701	11/13/2019	USD	1,500.00	YORK RISK SERVICES GROUP INC RANCHO CUCAMONGA CA	11/18/2019
05260	2200103702	11/13/2019	USD	1,015.00	YORK RISK SERVICES GROUP INC RANCHO CUCAMONGA CA	11/18/2019
05261	2200103703	11/13/2019	USD	2,230.38	YORK RISK SERVICES GROUP INC RANCHO CUCAMONGA CA	11/18/2019
05262	2200103704	11/13/2019	USD	100.00	YORK RISK SERVICES GROUP INC RANCHO CUCAMONGA CA	11/18/2019
05263	2200103705	11/20/2019	USD	4,974.24	YORK RISK SERVICES GROUP INC RANCHO CUCAMONGA CA	11/26/2019
05264	2200103706	11/20/2019	USD	215.00	YORK RISK SERVICES GROUP INC RANCHO CUCAMONGA CA	11/29/2019
05265	2200103707	11/20/2019	USD	2,140.50	YORK RISK SERVICES GROUP INC RANCHO CUCAMONGA CA	11/29/2019
05266	2200103708	11/20/2019	USD	12.00	YORK RISK SERVICES GROUP INC RANCHO CUCAMONGA CA	11/27/2019
05267	2200103709	11/20/2019	USD	510.96	YORK RISK SERVICES GROUP INC RANCHO CUCAMONGA CA	11/26/2019
05268	2200103710	11/20/2019	USD	174.26	YORK RISK SERVICES GROUP INC RANCHO CUCAMONGA CA	11/25/2019
05269	2200103711	11/20/2019	USD	27.48	YORK RISK SERVICES GROUP INC RANCHO CUCAMONGA CA	11/29/2019
05270	2200103852	11/27/2019	USD	330.56	YORK RISK SERVICES GROUP INC RANCHO CUCAMONGA CA	
* Payment method Checks created manually			USD	20,070.06		

Check number from to	Payment	Pmnt date	Crcy	Amount paid (FC)	Recipient/void reason code	Enca./void
**			USD	20,070.06		

Attachment 2C

Vendor ACHs

Check	Payee / Description		Amount
ACH	ICMA RETIREMENT TRUST 457 P/R 23 11/8/19 Deferred Comp	HR 0084200	32,989.49
	ICMA RETIREMENT TRUST 457	\$	32,989.49
ACH	LINCOLN NATIONAL LIFE INS CO P/R 23 11/8/19 Deferred Comp	HR 0084200	22,915.19
	LINCOLN NATIONAL LIFE INS CO	\$	22,915.19
ACH	ICMA RETIREMENT TRUST 401 P/R 23 11/8/19 Exec Deferred Comp	HR 0084200	5,638.72
	ICMA RETIREMENT TRUST 401	\$	5,638.72
ACH	AQUA BEN CORPORATION RP1-23,000 Lbs Hydrofloc 750A DAFT-4,600 Lbs Hydrofloc 748E	39630 39629	28,499.88 4,361.72
	AQUA BEN CORPORATION	\$	32,861.60
ACH	SANTA ANA WATERSHED September 2019 Truck Discharge September 2019 Service	9598 9604	2,779.79 92,964.57
	SANTA ANA WATERSHED	\$	95,744.36
ACH	WAXIE SANITARY SUPPLY PaperTowels,Bleach,ToiletPaper,Towels,Br 78620136		2,419.86
	WAXIE SANITARY SUPPLY	\$	2,419.86
ACH	WEST VALLEY MOSQUITO AND 9/19 Mosquito Control f/WW Trtmnt Facili 2512		460.85
	WEST VALLEY MOSQUITO AND	\$	460.85
ACH	BLACK & VEATCH CORPORATION EN17044-9/2019 Professional Services	1305925	13,677.50
	BLACK & VEATCH CORPORATION	\$	13,677.50
ACH	CAROLLO ENGINEERS EN17110-9/2019-Professional Srvs EN24001/EN24002-9/2019 Professional Svcs EN19001/EN19006-9/2019 Professional Svcs EN17049-9/2019-Professional Srvs	0181222 0181223 0181221 0181224	13,446.55 23,461.43 23,244.10 2,241.30
	CAROLLO ENGINEERS	\$	62,393.38
ACH	MCMASTER-CARR SUPPLY CO Rubber Wheel,U Bolt	20123484	199.81
	MCMASTER-CARR SUPPLY CO	\$	199.81
ACH	U S HOSE INC Fire Hoses	0135570-IN	538.75

Check	Payee / Description	Amount
	U S HOSE INC	\$ 538.75
ACH	PALM AUTO DETAIL INC Disc Bal-9/19 Carwash Svcs f/Agency Flee 19999-4 DISC	62.55
	PALM AUTO DETAIL INC	\$ 62.55
ACH	NATIONAL BUSINESS INVESTIGATIO Employee Background Chk AQ, SPD IEUA-1078	369.68
	NATIONAL BUSINESS INVESTIGATIO\$	369.68
ACH	SCHNEIDER ELECTRIC SYSTEMS INC 8/14/19-11/13/19 IA/DCS Tech Support Svc 94058343	20,432.88
	SCHNEIDER ELECTRIC SYSTEMS INC\$	20,432.88
ACH	KVAC ENVIRONMENTAL SERVICES IN RP2-8/9,8/10 On-Site Vac Truck Work KS1908107	12,226.25
	KVAC ENVIRONMENTAL SERVICES IN\$	12,226.25
ACH	CS-AMSCO Stem Nut,Bearing and Race Set 15285	693.91
	AUMA Tool Set,Control Pin Removal Tool 15286	249.89
	CS-AMSCO	\$ 943.80
ACH	SHI INTERNATIONAL CORP 11/19-11/20 Symantec Endpoint Security S B10724451	6,503.00
	SHI INTERNATIONAL CORP	\$ 6,503.00
ACH	NATIONAL CONSTRUCTION RENTALS RP1-10/10/19-11/6/19 Toilet,Handwash 5526858	211.55
	NATIONAL CONSTRUCTION RENTALS \$	211.55
ACH	RSD Capacitors,Contactors 55312339-00	120.17
	RSD	\$ 120.17
ACH	SUNGARD AVAILABILITY SERVICES 9/19 Managed Internet Services 120182202	1,386.61
	SUNGARD AVAILABILITY SERVICES \$	1,386.61
ACH	PFM ASSET MANAGEMENT LLC 9/1-9/30 Investment Portfolio Mgmt Svcs SMA-M0919-128	6,147.82
	PFM ASSET MANAGEMENT LLC	\$ 6,147.82
ACH	ALTA FOODCRAFT COFFEE HQA-Coffee,Sugar,Creamer,Stirrers 51920140	280.74
	ALTA FOODCRAFT COFFEE	\$ 280.74
ACH	CONSERV CONSTRUCTION INC	

Check	Payee / Description		Amount
	WR19006-10/2019 Professional Services	1527	14,758.80
	WR19006-10/2019 Professional Services	1529	52,449.60
			- - - - -
	CONSERV CONSTRUCTION INC	\$	67,208.40
ACH	CALIFORNIA WATER TECHNOLOGIES		
	RP2-18,059 lbs Ferric Chloride Solution	36083	5,699.63
	Phills-17,155 lbs Ferric Chloride Soluti	36080	5,414.31
	Phills-17,860 lbs Ferric Chloride Soluti	36111	5,636.75
			- - - - -
	CALIFORNIA WATER TECHNOLOGIES	\$	16,750.69
ACH	WEST COAST ADVISORS		
	10/19 Prof Svcs	12555	9,800.00
			- - - - -
	WEST COAST ADVISORS	\$	9,800.00
ACH	MANAGED MOBILE INC		
	Repair Parts/Labor for Agency Vehicles	IN00-0184147	635.78
	Repair Parts/Labor for Agency Vehicles	IN00-0184148	334.13
	Repair Parts/Labor for Agency Vehicles	IN00-0184149	603.79
	Repair Parts/Labor for Agency Vehicles	IN00-0184144	357.11
	Repair Parts/Labor for Agency Vehicles	IN00-0184142	356.91
	Repair Parts/Labor for Agency Vehicles	IN00-0183631	301.64
			- - - - -
	MANAGED MOBILE INC	\$	2,589.36
ACH	PRIORITY BUILDING SERVICES LLC		
	September 2019 Janitorial Service	66027	17,940.25
	September 2019 Lab Janitorial Service	66029	3,261.54
			- - - - -
	PRIORITY BUILDING SERVICES LLC	\$	21,201.79
ACH	AMAZON BUSINESS		
	Air Purifier, Ice Cube Bin, Ice Trays	1V7L-9NRK-C6V	121.52
	Ameri Vent Cap Universal	1RT3-1VNH-3RY	30.77
	2 Cigarette Lighter Plug Chargers	1WCW-KX9M-9LF	27.97
			- - - - -
	AMAZON BUSINESS	\$	180.26
ACH	SHELL ENERGY NORTH AMERICA LP		
	RP1-9/1-9/30 16400 2450 Phila St 6/1-6/3 2042 9/19		113,748.15
	RP2/RP5-9/1-9/30 16400 El Prado Rd 6/1-6 2044 9/19		3,454.27
	CCWRP/TP/RWP-9/1-9/30 14950 Tlphn 6/1-6/ 2046 9/19		41,238.82
			- - - - -
	SHELL ENERGY NORTH AMERICA LP	\$	158,441.24
ACH	SHELL ENERGY NORTH AMERICA LP		
	9/19 Gas Cmmdty-Core, 7/19 Adj	1100002880409	3,811.46
			- - - - -
	SHELL ENERGY NORTH AMERICA LP	\$	3,811.46
ACH	IEUA EMPLOYEES' ASSOCIATION		
	P/R 23 11/8/19 Employee Ded	HR 0084200	216.00
	P/R DIR 11 11/8/19 Employee Ded	HR 0084100	12.00
			- - - - -
	IEUA EMPLOYEES' ASSOCIATION	\$	228.00
ACH	IEUA SUPERVISORS UNION ASSOCIA		

Check	Payee / Description	Amount
	P/R 23 11/8/19 Employee Ded HR 0084200	330.00
	IEUA SUPERVISORS UNION ASSOCIAS	330.00
ACH	IEUA GENERAL EMPLOYEES ASSOCIA P/R 23 11/8/19 Employee Ded HR 0084200	1,094.10
	IEUA GENERAL EMPLOYEES ASSOCIAS	1,094.10
ACH	IEUA PROFESSIONAL EMPLOYEES AS P/R 23 11/8/19 Employee Ded HR 0084200	510.00
	IEUA PROFESSIONAL EMPLOYEES ASS	510.00
ACH	DISCOVERY BENEFITS INC P/R 23 11/8/19 Cafeteria Plan HR 0084200	4,017.45
	DISCOVERY BENEFITS INC \$	4,017.45
ACH	HALL, JASMIN Hall, J-ExpRpt-10/24/19 Building Industri 10/23/19 BLD	170.92
	HALL, JASMIN \$	170.92
ACH	PARKER, KATI Reim-11/4/19 Lunch with CVWD Randall Ree 11/4/19 LUNCH	30.83
	PARKER, KATI \$	30.83
ACH	HASCO OIL COMPANY, INC. RP5Mnt-Mobil SHC 630 0229288-IN	4,603.18
	HASCO OIL COMPANY, INC. \$	4,603.18
ACH	CHINO BASIN DESALTER AUTHORITY CDA-EN16021.90-IEUA Contrib #18—Proj C1 RSTRCTD CNTRB	56,631.05
	CHINO BASIN DESALTER AUTHORITY\$	56,631.05
ACH	KAMBRIAN CORPORATION PrsAutoCntrl-Sin Svr STD Core 2019 Eng KINV3859	3,348.00
	KAMBRIAN CORPORATION \$	3,348.00
ACH	KEARNS & WEST PL19002-9/19 Prof Svcs 016763	3,092.04
	KEARNS & WEST \$	3,092.04
ACH	PATRICK W HUNTER P/R 23 11/8/19 HR 0084200	248.50
	PATRICK W HUNTER \$	248.50
ACH	AQUA BEN CORPORATION DAFT-4,600 Lbs Hydrofloc 748E 39660	4,361.72
	RP1-23,000 Lbs Hydrofloc 750A 39661	28,499.88
	AQUA BEN CORPORATION \$	32,861.60

Check Payee / Description Amount

ACH	NAPA GENUINE PARTS COMPANY		
	Batteries,Core Deposit,Enviro Fee	4584-290403	1,847.23
	Batfill	4584-289613	19.92
	6 Battery Care Deposit Returns	4584-290763	465.48
			- - - - -
	NAPA GENUINE PARTS COMPANY	\$	1,401.67

ACH	ROYAL INDUSTRIAL SOLUTIONS		
	Wire	6046-675135	164.21
	Thermal Units	6046-675492	113.47
	EN19001-10/10-11/9 Project Mgmt/Onsite E	6046-675607	3,247.43
	IS20009-10/19-10/20 ThinManager HMI Soft	6046-675578	16,237.37
	Redundancy Module,Fiber Cable	6046-675191	6,250.01
	Small Dim Fuses	6046-675314	25.64
	Overload Relay	6046-673977	1,351.19
	Wire,Relay	6046-675149	383.92
	Time Delay Fuses	6046-675068	643.27
	Liq-Tite,Lugs,Terminals,Covers,Reducers,	6046-674830	224.50
	Receptacles	6046-674844	616.73
	Wire,Photo Controls	6046-674992	1,071.93
	Voltage Detectors,Screwdrivers	6046-674598	343.21
	Strut Post Bases	6046-675030	766.05
	Lamps,Photo Controls	6046-675062	154.24
	PrechargeCircuitBrd,InterfaceBrdKit,Cont	6046-674949	10,630.50
	Overload Relay	6046-675228	1,351.19
			- - - - -
	ROYAL INDUSTRIAL SOLUTIONS	\$	43,574.86

ACH	ENVIRONMENTAL RESOURCES ASSOC		
	Waste Water Color, Demand, Solids	917633	487.13
	Potable Water Metals	918220	205.90
			- - - - -
	ENVIRONMENTAL RESOURCES ASSOC	\$	693.03

ACH	ACCUSTANDARD INC		
	Custom Std,Phenol Mix,Aroclor,Chlordane	907658	839.47
			- - - - -
	ACCUSTANDARD INC	\$	839.47

ACH	MCMASTER-CARR SUPPLY CO		
	Pipe Fittings,Filters,Adapters,Copper Tu	20727301	87.00
			- - - - -
	MCMASTER-CARR SUPPLY CO	\$	87.00

ACH	TOM DODSON & ASSOCIATES		
	WR15021-10/1-10/2 Prof Svcs	IE-320 19-5	1,077.94
	EN17049-9/30 Prof Svcs	IE-318 19-6	517.47
			- - - - -
	TOM DODSON & ASSOCIATES	\$	1,595.41

ACH	BABCOCK LABORATORIES, INC		
	East End Solids Formation Study	BJ91681-2045	288.00
			- - - - -
	BABCOCK LABORATORIES, INC	\$	288.00

ACH	IN-SITU INC		
	GWOps-Quick-Cal 4-Pak	00130098	95.82
			- - - - -

Check	Payee / Description		Amount
	IN-SITU INC	\$	95.82
ACH	CARAHSOFT TECHNOLOGY CORPORATI 5 LinkedIn Learning	IN699061	1,725.00
	CARAHSOFT TECHNOLOGY CORPORATIS		1,725.00
ACH	OLIN CORP		
	RP4-4,844 Gals Sodium Hypochlorite	2733124	3,894.58
	TP1-4,828 Gals Sodium Hypochlorite	2748527	3,881.71
	RP1-4,738 Gals Sodium Hypochlorite	2748143	4,050.99
	TP1-4,896 Gals Sodium Hypochlorite	2748142	3,936.38
	TP1-4,844 Gals Sodium Hypochlorite	2747782	3,894.58
	CCWRP-2,984 Gals Sodium Hypochlorite	2747246	2,596.08
	TP1-4,852 Gals Sodium Hypochlorite	2747245	3,901.01
	RP5-4,860 Gals Sodium Hypochlorite	2746693	3,907.44
	TP1-4,842 Gals Sodium Hypochlorite	2746692	3,892.97
	RP4-4,854 Gals Sodium Hypochlorite	2746691	3,902.62
	CCWRP-4,650 Gals Sodium Hypochlorite	2746129	3,975.75
	RP5-4,912 Gals Sodium Hypochlorite	2745624	3,949.25
	TP1-4,818 Gals Sodium Hypochlorite	2745623	3,873.67
	TP1-4,950 Gals Sodium Hypochlorite	2745233	3,979.80
	TP1-4,868 Gals Sodium Hypochlorite	2744922	3,913.87
	CCWRP-3,010 Gals Sodium Hypochlorite	2744921	2,573.55
	TP1-4,832 Gals Sodium Hypochlorite	2744549	3,884.93
	RP5-4,902 Gals Sodium Hypochlorite	2744237	3,941.21
	TP1-4,846 Gals Sodium Hypochlorite	2744236	3,896.18
	TP1-4,506 Gals Sodium Hypochlorite	2748991	3,852.63
	CCWRP-4,526 Gals Sodium Hypochlorite	2744106	3,869.73
	OLIN CORP	\$	79,568.93
ACH	GK & ASSOCIATES		
	46-2054-9/19 Prof Svcs	19-066	21,120.00
	46-2054-9/19 Prof Svcs-Consulting	19-065	11,830.00
	46-2054-9/19 Prof Svcs-Consulting	19-067	11,900.00
	GK & ASSOCIATES	\$	44,850.00
ACH	ELECTRO-CHEMICAL DEVICES, INC		
	3 DPC80 Tube Assemblies,1 Total CL2 Sens	69166	2,225.46
	ELECTRO-CHEMICAL DEVICES, INC	\$	2,225.46
ACH	EPI-USE AMERICA INC		
	9/2019 HCM Consulting	263908773	1,550.00
	EPI-USE AMERICA INC	\$	1,550.00
ACH	MICROAGE		
	12 Microsoft Windows License Cores	2080427	1,234.32
	MICROAGE	\$	1,234.32
ACH	CALIFORNIA WATER TECHNOLOGIES		
	CCWRP-16,332 lbs Ferric Chloride Solutio	36124	5,154.67
	RP1-16,912 lbs Ferric Chloride Solution	36171	5,337.68
	RP1-17,656 lbs Ferric Chloride Solution	36044	5,572.39
	RP4-17,688 lbs Ferric Chloride Solution	36126	5,582.62

Check	Payee / Description	Amount
	Phills-17,980 lbs Ferric Chloride Soluti 36135	5,674.65
	RP2-17,883 lbs Ferric Chloride Solution 36148	5,644.32
	CALIFORNIA WATER TECHNOLOGIES \$	32,966.33
ACH	HUMPHREY CONSTRUCTORS EN17015-Ret Rls 1-Final EN17015-RET R	1,435.00
	HUMPHREY CONSTRUCTORS \$	1,435.00
ACH	MANAGED MOBILE INC	
	Repair Parts/Labor for Agency Vehicles IN00-0184150	290.71
	Repair Parts/Labor for Agency Vehicles IN00-0183421	312.70
	Repair Parts/Labor for Agency Vehicles IN00-0183423	312.94
	Repair Parts/Labor for Agency Vehicles IN00-0183420	333.13
	Repair Parts/Labor for Agency Vehicles IN00-0183419	312.86
	Repair Parts/Labor for Agency Vehicles IN00-0183418	340.36
	Repair Parts/Labor for Agency Vehicles IN00-0183425	312.94
	Repair Parts/Labor for Agency Vehicles IN00-0183426	340.40
	Repair Parts/Labor for Agency Vehicles IN00-0183427	340.09
	Repair Parts/Labor for Agency Vehicles IN00-0183417	414.78
	Repair Parts/Labor for Agency Vehicles IN00-0183635	303.05
	MANAGED MOBILE INC \$	3,613.96
ACH	GILLIS + PANICHAPAN ARCHITECTS	
	ExtAffrs-8/19 Wtlnds Edctnl Cntr Cncptl 107464J	3,770.00
	ExtAffrs-9/19 Wtlnds Edctnl Cntr Cncptl 107488J	2,715.00
	FM20002-9/19 Prof Svcs-Consultants 107487J	9,245.00
	FM20001-9/19 Prof Svcs-Consultants 107489J	8,520.00
	GILLIS + PANICHAPAN ARCHITECTS \$	24,250.00
ACH	AMAZON BUSINESS	
	Cooler Freeze Pack, Cooler Hinges 1H3P-Q7W9-J43	109.80
	Clear Label Dividers 13QV-JMJD-4GN	128.22
	Wheelchair Battery 1PWJ-P4CF-CWR	280.10
	Pens, Notebooks, USB, Wireless Mouse, Cable 177K-GJ7Q-QG3	519.76
	Calendars, Planners 1M9F-9WRY-6Q9	51.00
	AMAZON BUSINESS \$	1,088.88
ACH	AMERICAN OFFICE PROFESSIONALS	
	Service Call HP M506 (\$89.95 labor) 2339	89.95
	AMERICAN OFFICE PROFESSIONALS \$	89.95
ACH	PRO-CRAFT CONSTRUCTION INC	
	PL19005-8/9 CBP Trailer Water & Sewer Ho 18002 10	5,029.80
	PRO-CRAFT CONSTRUCTION INC \$	5,029.80
ACH	MSA SAFETY SALES LLC	
	A-ULTIMA X Configured 960650885	2,013.68
	MSA SAFETY SALES LLC \$	2,013.68
ACH	SOLAR STAR CALIFORNIA V LLC	
	RP1-9/1-9/30 2450 Phila St E02M616-30750	3,346.61

Check	Payee / Description	Amount
	RP1-9/1-9/30 2450 Phila St E02M615-30750 18,787.25	
	RP5/TP5/HQA/B-9/1-9/30 6075 Kimball Ave E02M614-30750 22,854.64	
	SOLAR STAR CALIFORNIA V LLC \$ 44,988.50	
ACH	ELIE, STEVE MlgReim-10/19 Meetings-Elie, S MLG 10/19 268.25	
	ELIE, STEVE \$ 268.25	
ACH	HALL, JASMIN MlgReim-10/19 Meetings-Hall,J MLG 10/19A 242.61	
	MlgReim-10/19 Meetings-Hall,J MLG 10/19B 152.89	
	Reim-10/10/19 Event Parking 10/10/19 PARK 22.00	
	HALL, JASMIN \$ 417.50	
ACH	PARKER, KATI MlgReim-10/19 Meetings-Parker,K MLG 10/19B 2.84	
	MlgReim-10/19 Meetings-Parker,K MLG 10/19A 154.57	
	PARKER, KATI \$ 157.41	
ACH	ICMA RETIREMENT TRUST 457 P/R 24 11/22/19 Deferred Comp Ded HR 0084300 17,511.31	
	ICMA RETIREMENT TRUST 457 \$ 17,511.31	
ACH	LINCOLN NATIONAL LIFE INS CO P/R 24 11/22/19 Deferred Comp Ded HR 0084300 22,989.20	
	LINCOLN NATIONAL LIFE INS CO \$ 22,989.20	
ACH	ICMA RETIREMENT TRUST 401 P/R 24 11/22/19 Exec Deferred Comp HR 0084300 5,843.06	
	ICMA RETIREMENT TRUST 401 \$ 5,843.06	
ACH	AQUA BEN CORPORATION DAFT-13,800 Lbs Hydrofloc 748E 39683 13,085.16	
	AQUA BEN CORPORATION \$ 13,085.16	
ACH	HASCO OIL COMPANY, INC. RP5Mnt-Mobil DTE 25,Mobil SHC,MobilGear 0229358-IN 9,343.57	
	HASCO OIL COMPANY, INC. \$ 9,343.57	
ACH	UNIVAR USA INC RP5-12,183 Lbs Sodium Bisulfite LA762126 2,840.65	
	RP5-12,178 Lbs Sodium Bisulfite LA759239 2,839.46	
	TP1-12,279 Lbs Sodium Bisulfite LA758101 2,863.06	
	UNIVAR USA INC \$ 8,543.17	
ACH	WAXIE SANITARY SUPPLY Cups,Lids 78595991 1,304.90	
	WAXIE SANITARY SUPPLY \$ 1,304.90	

Check	Payee / Description	Amount
ACH	WEST VALLEY MOSQUITO AND 7/19 Midge Control f/Recharge Basins 2500	30,809.74
	8/19 Midge Control f/Recharge Basins 2503	7,206.32
	WEST VALLEY MOSQUITO AND \$	38,016.06
ACH	AMERICAN COMPRESSOR CO Urai Blower Left Shaft 190932-B	3,483.53
	Gauge, Angle, Connector, O-Ring, Gasket 190903-P	217.51
	AMERICAN COMPRESSOR CO \$	3,701.04
ACH	ACCUSTANDARD INC Acrolein, Acrylonitrile 908497	230.65
	ACCUSTANDARD INC \$	230.65
ACH	TRI STATE ENVIRONMENTAL 7/17 Drop Tube Replacement Final Inspect 10305	125.00
	9/25/19 CCWRP Underground Storage Tank I 10520	150.00
	TRI STATE ENVIRONMENTAL \$	275.00
ACH	CAROLLO ENGINEERS 4600002677-9/2019 Professional Services 0181489	16,656.75
	CAROLLO ENGINEERS \$	16,656.75
ACH	MCMASTER-CARR SUPPLY CO SS Spray Nozzles 21645537	809.28
	Tubing, Clamps 21483772	250.44
	Straight Blade Connector 21544892	196.83
	Compact Threaded Thermometer 19959431	227.15
	Quick Disconnect Bushings 19759370	439.90
	3 Bushing Bore Pulleys 21238921	495.94
	Enclosures 21331652	250.80
	MCMASTER-CARR SUPPLY CO \$	2,670.34
ACH	AUTOMATED GATE SERVICES INC RP5-Repair Vehicle Slide Gate 138762	775.00
	AUTOMATED GATE SERVICES INC \$	775.00
ACH	U S HOSE INC PSI Hose, Flat Face Fitting, Swivel O-Ring 0135769-IN	115.90
	U S HOSE INC \$	115.90
ACH	SCHNEIDER ELECTRIC SYSTEMS INC 8/19-8/20 Foxboro System Auditor 94059790	6,230.78
	SCHNEIDER ELECTRIC SYSTEMS INC \$	6,230.78
ACH	INLAND EMPIRE REGIONAL 10/19 Biosolids 90025318	335,285.44
	INLAND EMPIRE REGIONAL \$	335,285.44

Check	Payee / Description		Amount
ACH	O S T S INC 10/7 Confined Space Entry Training f/2 51570		250.00
	O S T S INC	\$	250.00
ACH	RSD Cartridge Filters, Ice Machine Cleaners, S 55312892-00 Mini Temp/Humidity Data Loggers, Dgtl The 55308116-00		406.61 571.41
	RSD	\$	978.02
ACH	PEST OPTIONS INC October 2019 Weed Abatement Services 336056		4,420.00
	PEST OPTIONS INC	\$	4,420.00
ACH	STANEK CONSTRUCTORS INC EN14042-10/19 Pay Est 10 PE 10-EN14042		66,025.00
	STANEK CONSTRUCTORS INC	\$	66,025.00
ACH	OLIN CORP TP1-4,892 Gals Sodium Hypochlorite 2751135 CCWRP-4,942 Gals Sodium Hypochlorite 2748992 TP1-4,854 Gals Sodium Hypochlorite 2749502 RP4-4,756 Gals Sodium Hypochlorite 2751136 RP5-4,876 Gals Sodium Hypochlorite 2749503 RP4-4,852 Gals Sodium Hypochlorite 2750468 TP1-4,892 Gals Sodium Hypochlorite 2750002 CCWRP-3,024 Gals Sodium Hypochlorite 2750469 TP1-4,908 Gals Sodium Hypochlorite 2750470 TP1-4,970 Gals Sodium Hypochlorite 2750751 RP5-4,900 Gals Sodium Hypochlorite 2750471		3,933.17 3,973.37 3,902.62 4,066.38 3,920.30 3,901.01 3,933.17 2,585.52 3,946.03 3,995.88 3,939.60
	OLIN CORP	\$	42,097.05
ACH	DAVE'S PLUMBING 1 Water Softener Removal 10/2019 5231 1 Water Softener Removal 11/2019 5232		250.00 245.00
	DAVE'S PLUMBING	\$	495.00
ACH	ULLOA, EUNICE M 11/7/19 Policy Cmmtt Fee-Ulloa,E RPC-11/7/19		100.00
	ULLOA, EUNICE M	\$	100.00
ACH	ALTA FOODCRAFT COFFEE HQB-Coffee, Filters 51921001 WRHS-Coffee, Splenda, Sugar, Tea, Cocoa, Stir 51921334 HQA-Coffee, Splenda 51921000		194.44 416.74 335.71
	ALTA FOODCRAFT COFFEE	\$	946.89
ACH	TRICO CORPORATION Oil Analysis P53168 Oil Analysis P53205		448.00 25.00

Check	Payee / Description	Amount
	TRICO CORPORATION \$	473.00
ACH	ELECTRO-CHEMICAL DEVICES, INC 11 Tubes 69217	130.16
	ELECTRO-CHEMICAL DEVICES, INC \$	130.16
ACH	TIEGS, KATHLEEN 11/7/19 Policy Cmmtt Fee-Tiegs,K RPC-11/7/19	100.00
	TIEGS, KATHLEEN \$	100.00
ACH	CALIFORNIA WATER TECHNOLOGIES Phills-16,087 lbs Ferric Chloride Soluti 36192	5,077.18
	CALIFORNIA WATER TECHNOLOGIES \$	5,077.18
ACH	V3IT CONSULTING INC August 2019 Workflow PR Release Notifica V3IT2019IEUA0	2,262.00
	V3IT CONSULTING INC \$	2,262.00
ACH	ARCADIS U.S., INC. WR18028-7/2019-9/2019 Professional Servi 34127487	37,246.35
	ARCADIS U.S., INC. \$	37,246.35
ACH	AMAZON BUSINESS 4 Power Strips,Extention Cord,Cord Prote 1GYF-PCMT-MR6 111.16 Mountaintop Backpack Not Shipped 11YM-MQXH-F7N 46.32- Coway Airmega Air Purifier—Was Not Deli 1N44-LJQG-CVG 333.23- Poster Photo Frames 1V4H-KWCC-49M 223.55 Rotating Vise 139L-4XDW-6VW 106.52 1oz Clear Shot Glasses 1GYF-PCMT-N3T 674.68	
	AMAZON BUSINESS \$	736.36
ACH	AMERICAN OFFICE PROFESSIONALS Service Call HP P3015 (\$89.95 labor) 2347	89.95
	AMERICAN OFFICE PROFESSIONALS \$	89.95
ACH	CDM CONSTRUCTORS INC EN13016.03-10/19 Pay Est 21 PE 21-EN13016	217,714.34
	CDM CONSTRUCTORS INC \$	217,714.34
ACH	T E ROBERTS INC EN14043-10/19 Pay Est 10 PE 10-EN14043	24,005.07
	T E ROBERTS INC \$	24,005.07
ACH	SCHULER CONSTRUCTORS INC EN17045-10/19 Pay Est 7 PE 7-EN17045	23,085.65
	SCHULER CONSTRUCTORS INC \$	23,085.65
ACH	IEUA EMPLOYEES' ASSOCIATION P/R 24 11/22/19 Employee Ded HR 0084300	216.00

Check	Payee / Description	Amount
	IEUA EMPLOYEES' ASSOCIATION \$	216.00
ACH	IEUA SUPERVISORS UNION ASSOCIA P/R 24 11/22/19 Employee Ded HR 0084300	330.00
	IEUA SUPERVISORS UNION ASSOCIAS	330.00
ACH	IEUA GENERAL EMPLOYEES ASSOCIA P/R 24 11/22/19 Employee Ded HR 0084300	1,094.10
	IEUA GENERAL EMPLOYEES ASSOCIAS	1,094.10
ACH	IEUA PROFESSIONAL EMPLOYEES AS P/R 24 11/22/19 Employee Ded HR 0084300	510.00
	IEUA PROFESSIONAL EMPLOYEES ASS	510.00
ACH	DISCOVERY BENEFITS INC P/R 24 11/22/19 Cafeteria Plan HR 0084300	4,017.45
	DISCOVERY BENEFITS INC \$	4,017.45
ACH	PATRICK W HUNTER P/R 24 11/22/19 HR 0084300	248.50
	PATRICK W HUNTER \$	248.50
ACH	Chino Basin Desalter Authority 9/19 O&M Expenses SAP0919-IEUAO	296.41
	Chino Basin Desalter Authority\$	296.41
ACH	ESTRADA, JIMMIE J Reim Monthly Health Prem HEALTH PREM	511.48
	ESTRADA, JIMMIE J \$	511.48
ACH	LICHTI, ALICE Reim Monthly Health Prem HEALTH PREM	187.74
	LICHTI, ALICE \$	187.74
ACH	NOWAK, THEO T Reim Monthly Health Prem HEALTH PREM	511.48
	NOWAK, THEO T \$	511.48
ACH	SONNENBURG, ILSE Reim Monthly Health Prem HEALTH PREM	187.74
	SONNENBURG, ILSE \$	187.74
ACH	DYKSTRA, BETTY Reim Monthly Health Prem HEALTH PREM	187.74
	DYKSTRA, BETTY \$	187.74
ACH	MUELLER, CAROLYN	

Check	Payee / Description	Amount
	Reim Monthly Health Prem	187.74
	MUELLER, CAROLYN	\$ 187.74
ACH	Reim Monthly Health Prem	187.74
	GRIFFIN, GEORGE	\$ 187.74
ACH	Reim Monthly Health Prem	187.74
	CANADA, ANGELA	\$ 187.74
ACH	Reim Monthly Health Prem	187.74
	CUPERSMITH, LEIZAR	\$ 187.74
ACH	Reim Monthly Health Prem	323.74
	DELGADO-ORAMAS JR, JOSE	\$ 323.74
ACH	Reim Monthly Health Prem	161.87
	GRANGER, BRANDON	\$ 161.87
ACH	Reim Monthly Health Prem	161.87
	GADDY, CHARLES L	\$ 161.87
ACH	Reim Monthly Health Prem	25.87
	BAKER, CHRIS	\$ 25.87
ACH	Reim Monthly Health Prem	136.00
	WEBB, DANNY C	\$ 136.00
ACH	Reim Monthly Health Prem	161.87
	HUMPHREYS, DEBORAH E	\$ 161.87
ACH	Reim Monthly Health Prem	161.87
	MOUAT, FREDERICK W	\$ 161.87
ACH	Reim Monthly Health Prem	136.00
	MORGAN, GARTH W	\$ 136.00

Check	Payee / Description	Amount
ACH	ALLINGHAM, JACK Reim Monthly Health Prem	HEALTH PREM 25.87
	ALLINGHAM, JACK	\$ 25.87
ACH	MAZUR, JOHN Reim Monthly Health Prem	HEALTH PREM 476.19
	MAZUR, JOHN	\$ 476.19
ACH	RUDDER, LARRY Reim Monthly Health Prem	HEALTH PREM 25.87
	RUDDER, LARRY	\$ 25.87
ACH	HAMILTON, MARIA Reim Monthly Health Prem	HEALTH PREM 136.00
	HAMILTON, MARIA	\$ 136.00
ACH	RAMOS, CAROL Reim Monthly Health Prem	HEALTH PREM 25.87
	RAMOS, CAROL	\$ 25.87
ACH	FISHER, JAY Reim Monthly Health Prem	HEALTH PREM 136.00
	FISHER, JAY	\$ 136.00
ACH	KING, PATRICK Reim Monthly Health Prem	HEALTH PREM 25.87
	KING, PATRICK	\$ 25.87
ACH	HOWARD, ROBERT JAMES Reim Monthly Health Prem	HEALTH PREM 25.87
	HOWARD, ROBERT JAMES	\$ 25.87
ACH	DIETZ, JUDY Reim Monthly Health Prem	HEALTH PREM 136.00
	DIETZ, JUDY	\$ 136.00
ACH	DAVIS, GEORGE Reim Monthly Health Prem	HEALTH PREM 25.87
	DAVIS, GEORGE	\$ 25.87
ACH	MONZAVI, TAGHI Reim Monthly Health Prem	HEALTH PREM 25.87
	MONZAVI, TAGHI	\$ 25.87
ACH	PETERSEN, KENNETH Reim Monthly Health Prem	HEALTH PREM 187.74
	PETERSEN, KENNETH	\$ 187.74

Check	Payee / Description	Amount
ACH	TRAUTERMAN, HELEN Reim Monthly Health Prem	HEALTH PREM 187.74
	TRAUTERMAN, HELEN	\$ 187.74
ACH	TIEGS, KATHLEEN Reim Monthly Health Prem	HEALTH PREM 942.38
	TIEGS, KATHLEEN	\$ 942.38
ACH	DIGGS, GEORGE Reim Monthly Health Prem	HEALTH PREM 511.48
	DIGGS, GEORGE	\$ 511.48
ACH	HAYES, KENNETH Reim Monthly Health Prem	HEALTH PREM 511.48
	HAYES, KENNETH	\$ 511.48
ACH	HUNTON, STEVE Reim Monthly Health Prem	HEALTH PREM 161.87
	HUNTON, STEVE	\$ 161.87
ACH	RODRIGUEZ, LOUIS Reim Monthly Health Prem	HEALTH PREM 161.87
	RODRIGUEZ, LOUIS	\$ 161.87
ACH	VARBEL, VAN Reim Monthly Health Prem	HEALTH PREM 476.19
	VARBEL, VAN	\$ 476.19
ACH	CLIFTON, NEIL Reim Monthly Health Prem	HEALTH PREM 471.19
	CLIFTON, NEIL	\$ 471.19
ACH	WELLMAN, JOHN THOMAS Reim Monthly Health Prem	HEALTH PREM 618.64
	WELLMAN, JOHN THOMAS	\$ 618.64
ACH	SPEARS, SUSAN Reim Monthly Health Prem	HEALTH PREM 25.87
	SPEARS, SUSAN	\$ 25.87
ACH	TROXEL, WYATT Reim Monthly Health Prem	HEALTH PREM 187.74
	TROXEL, WYATT	\$ 187.74
ACH	CORLEY, WILLIAM Reim Monthly Health Prem	HEALTH PREM 476.19

Check	Payee / Description	Amount
	CORLEY, WILLIAM	\$ 476.19
ACH	CALLAHAN, CHARLES Reim Monthly Health Prem	HEALTH PREM 25.87
	CALLAHAN, CHARLES	\$ 25.87
ACH	LESNIAKOWSKI, NORBERT Reim Monthly Health Prem	HEALTH PREM 187.74
	LESNIAKOWSKI, NORBERT	\$ 187.74
ACH	VER STEEG, ALLEN J Reim Monthly Health Prem	HEALTH PREM 482.34
	VER STEEG, ALLEN J	\$ 482.34
ACH	HACKNEY, GARY Reim Monthly Health Prem	HEALTH PREM 476.19
	HACKNEY, GARY	\$ 476.19
ACH	CAREL, LARRY Reim Monthly Health Prem	HEALTH PREM 25.87
	CAREL, LARRY	\$ 25.87
ACH	TOL, HAROLD Reim Monthly Health Prem	HEALTH PREM 187.74
	TOL, HAROLD	\$ 187.74
ACH	BANKSTON, GARY Reim Monthly Health Prem	HEALTH PREM 492.63
	BANKSTON, GARY	\$ 492.63
ACH	ATWATER, RICHARD Reim Monthly Health Prem	HEALTH PREM 136.00
	ATWATER, RICHARD	\$ 136.00
ACH	FIESTA, PATRICIA Reim Monthly Health Prem	HEALTH PREM 476.19
	FIESTA, PATRICIA	\$ 476.19
ACH	DIGGS, JANET Reim Monthly Health Prem	HEALTH PREM 647.48
	DIGGS, JANET	\$ 647.48
ACH	CARAZA, TERESA Reim Monthly Health Prem	HEALTH PREM 173.32
	CARAZA, TERESA	\$ 173.32
ACH	SANTA CRUZ, JACQUELYN Reim Monthly Health Prem	HEALTH PREM 804.23

Check	Payee / Description	Amount
	SANTA CRUZ, JACQUELYN	\$ 804.23
ACH	HECK, ROSELYN Reim Monthly Health Prem	HEALTH PREM 25.87
	HECK, ROSELYN	\$ 25.87
ACH	SOPICKI, LEO Reim Monthly Health Prem	HEALTH PREM 323.74
	SOPICKI, LEO	\$ 323.74
ACH	GOSE, ROSEMARY Reim Monthly Health Prem	HEALTH PREM 136.00
	GOSE, ROSEMARY	\$ 136.00
ACH	KEHL, BARRETT Reim Monthly Health Prem	HEALTH PREM 136.00
	KEHL, BARRETT	\$ 136.00
ACH	RITCHIE, JANN Reim Monthly Health Prem	HEALTH PREM 136.00
	RITCHIE, JANN	\$ 136.00
ACH	LONG, ROCKWELL DEE Reim Monthly Health Prem	HEALTH PREM 482.64
	LONG, ROCKWELL DEE	\$ 482.64
ACH	FATTAHI, MIR Reim Monthly Health Prem	HEALTH PREM 136.00
	FATTAHI, MIR	\$ 136.00
ACH	VERGARA, FLORENTINO Reim Monthly Health Prem	HEALTH PREM 323.74
	VERGARA, FLORENTINO	\$ 323.74
ACH	ROGERS, SHIRLEY Reim Monthly Health Prem	HEALTH PREM 187.74
	ROGERS, SHIRLEY	\$ 187.74
ACH	WALL, DAVID Reim Monthly Health Prem	HEALTH PREM 309.32
	WALL, DAVID	\$ 309.32
ACH	CHUNG, MICHAEL Reim Monthly Health Prem	HEALTH PREM 161.87
	CHUNG, MICHAEL	\$ 161.87
ACH	ADAMS, PAMELA	

Check	Payee / Description		Amount
	Reim Monthly Health Prem	HEALTH PREM	25.87
	ADAMS, PAMELA	\$	25.87
ACH	BLASINGAME, MARY Reim Monthly Health Prem	HEALTH PREM	482.64
	BLASINGAME, MARY	\$	482.64
ACH	ANDERSON, KENNETH Reim Monthly Health Prem	HEALTH PREM	161.87
	ANDERSON, KENNETH	\$	161.87
ACH	MOE, JAMES Reim Monthly Health Prem	HEALTH PREM	25.87
	MOE, JAMES	\$	25.87
ACH	POLACEK, KEVIN Reim Monthly Health Prem	HEALTH PREM	804.23
	POLACEK, KEVIN	\$	804.23
ACH	ELROD, SONDR Reim Monthly Health Prem	HEALTH PREM	161.87
	ELROD, SONDR	\$	161.87
ACH	FRAZIER, JACK Reim Monthly Health Prem	HEALTH PREM	178.32
	FRAZIER, JACK	\$	178.32
ACH	HOAK, JAMES Reim Monthly Health Prem	HEALTH PREM	136.00
	HOAK, JAMES	\$	136.00
ACH	DEZHAM, PARIVASH Reim Monthly Health Prem	HEALTH PREM	178.32
	DEZHAM, PARIVASH	\$	178.32
ACH	FOLEY III, DANIEL J. Reim Monthly Health Prem	HEALTH PREM	173.32
	FOLEY III, DANIEL J.	\$	173.32
ACH	CLEVELAND, JAMES Reim Monthly Health Prem	HEALTH PREM	136.00
	CLEVELAND, JAMES	\$	136.00
ACH	LANGNER, CAMERON Reim Monthly Health Prem	HEALTH PREM	632.25
	LANGNER, CAMERON	\$	632.25

Check	Payee / Description	Amount
ACH	HAMILTON, LEANNE Reim Monthly Health Prem	HEALTH PREM 25.87
	HAMILTON, LEANNE	\$ 25.87
ACH	HOOSHMAND, RAY Reim Monthly Health Prem	HEALTH PREM 136.00
	HOOSHMAND, RAY	\$ 136.00
ACH	SCHLAPKOHL, JACK Reim Monthly Health Prem	HEALTH PREM 136.00
	SCHLAPKOHL, JACK	\$ 136.00
ACH	POOLE, PHILLIP Reim Monthly Health Prem	HEALTH PREM 173.32
	POOLE, PHILLIP	\$ 173.32
ACH	ADAMS, BARBARA Reim Monthly Health Prem	HEALTH PREM 161.87
	ADAMS, BARBARA	\$ 161.87
ACH	RUESCH, GENECE Reim Monthly Health Prem	HEALTH PREM 335.19
	RUESCH, GENECE	\$ 335.19
ACH	VANDERPOOL, LARRY Reim Monthly Health Prem	HEALTH PREM 492.63
	VANDERPOOL, LARRY	\$ 492.63
ACH	AMBROSE, JEFFREY Reim Monthly Health Prem	HEALTH PREM 471.19
	AMBROSE, JEFFREY	\$ 471.19
ACH	MERRILL, DIANE Reim Monthly Health Prem	HEALTH PREM 482.34
	MERRILL, DIANE	\$ 482.34
ACH	HOUSER, ROD Reim Monthly Health Prem	HEALTH PREM 644.21
	HOUSER, ROD	\$ 644.21
ACH	RUSSO, VICKI Reim Monthly Health Prem	HEALTH PREM 173.32
	RUSSO, VICKI	\$ 173.32
ACH	HUSS, KERRY Reim Monthly Health Prem	HEALTH PREM 828.68
	HUSS, KERRY	\$ 828.68

Check	Payee / Description	Amount
ACH	BINGHAM, GREGG Reim Monthly Health Prem	HEALTH PREM 482.64
	BINGHAM, GREGG	\$ 482.64
ACH	CHARLES, DAVID Reim Monthly Health Prem	HEALTH PREM 136.00
	CHARLES, DAVID	\$ 136.00
ACH	YEBOAH, ERNEST Reim Monthly Health Prem	HEALTH PREM 136.00
	YEBOAH, ERNEST	\$ 136.00
ACH	ALVARADO, ROSEMARY Reim Monthly Health Prem	HEALTH PREM 335.19
	ALVARADO, ROSEMARY	\$ 335.19
ACH	BARELA, GEORGE Reim Monthly Health Prem	HEALTH PREM 136.00
	BARELA, GEORGE	\$ 136.00
ACH	FETZER, ROBERT Reim Monthly Health Prem	HEALTH PREM 804.23
	FETZER, ROBERT	\$ 804.23
ACH	SPAETH, ERIC Reim Monthly Health Prem	HEALTH PREM 173.32
	SPAETH, ERIC	\$ 173.32
ACH	DAVIS, MARTHA Reim Monthly Health Prem	HEALTH PREM 25.87
	DAVIS, MARTHA	\$ 25.87
ACH	BRULE, CHRISTOPHER Reim Monthly Health Prem	HEALTH PREM 173.32
	BRULE, CHRISTOPHER	\$ 173.32
ACH	ROOS, JAMES Reim Monthly Health Prem	HEALTH PREM 482.64
	ROOS, JAMES	\$ 482.64
ACH	MULLANEY, JOHN Reim Monthly Health Prem	HEALTH PREM 309.32
	MULLANEY, JOHN	\$ 309.32
ACH	VALENZUELA, DANIEL Reim Monthly Health Prem	HEALTH PREM 482.64

Check	Payee / Description	Amount
	VALENZUELA, DANIEL	\$ 482.64
ACH	PACE, BRIAN Reim Monthly Health Prem	HEALTH PREM 482.64
	PACE, BRIAN	\$ 482.64
ACH	KING, JOSEPH Reim Monthly Health Prem	HEALTH PREM 136.00
	KING, JOSEPH	\$ 136.00
ACH	VILLALOBOS, HECTOR Reim Monthly Health Prem	HEALTH PREM 173.32
	VILLALOBOS, HECTOR	\$ 173.32
ACH	BAXTER, KATHLEEN Reim Monthly Health Prem	HEALTH PREM 309.32
	BAXTER, KATHLEEN	\$ 309.32
ACH	PENMAN, DAVID Reim Monthly Health Prem	HEALTH PREM 482.64
	PENMAN, DAVID	\$ 482.64
ACH	ANGIER, RICHARD Reim Monthly Health Prem	HEALTH PREM 482.64
	ANGIER, RICHARD	\$ 482.64
ACH	MERRILL, DEBORAH Reim Monthly Health Prem	HEALTH PREM 340.19
	MERRILL, DEBORAH	\$ 340.19
ACH	O'DEA, KRISTINE Reim Monthly Health Prem	HEALTH PREM 161.87
	O'DEA, KRISTINE	\$ 161.87
ACH	OAKDEN, LISA Reim Monthly Health Prem	HEALTH PREM 817.22
	OAKDEN, LISA	\$ 817.22
ACH	LAUGHLIN, JOHN Reim Monthly Health Prem	HEALTH PREM 136.00
	LAUGHLIN, JOHN	\$ 136.00
ACH	HUGHBANKS, ROGER Reim Monthly Health Prem	HEALTH PREM 173.32
	HUGHBANKS, ROGER	\$ 173.32
ACH	SPENDLOVE, DANNY Reim Monthly Health Prem	HEALTH PREM 161.87

Check	Payee / Description	Amount
	SPENDLOVE, DANNY	\$ 161.87
ACH	HOULIHAN, JESSE Reim Monthly Health Prem	HEALTH PREM 173.32
	HOULIHAN, JESSE	\$ 173.32
ACH	WARMAN, EVELYN Reim Monthly Health Prem	HEALTH PREM 25.87
	WARMAN, EVELYN	\$ 25.87
ACH	HERNANDEZ, DELIA Reim Monthly Health Prem	HEALTH PREM 173.32
	HERNANDEZ, DELIA	\$ 173.32
ACH	AVILA, ARTHUR L Reim Monthly Health Prem	HEALTH PREM 173.32
	AVILA, ARTHUR L	\$ 173.32
ACH	GUARDIANO, GARY Reim Monthly Health Prem	HEALTH PREM 161.87
	GUARDIANO, GARY	\$ 161.87
ACH	POMERLEAU, THOMAS Reim Monthly Health Prem	HEALTH PREM 25.87
	POMERLEAU, THOMAS	\$ 25.87
ACH	BARRER, SATURNINO Reim Monthly Health Prem	HEALTH PREM 309.32
	BARRER, SATURNINO	\$ 309.32
ACH	LACEY, STEVEN Reim Monthly Health Prem	HEALTH PREM 668.23
	LACEY, STEVEN	\$ 668.23
ACH	MILLS, JOHN Reim Monthly Health Prem	HEALTH PREM 173.32
	MILLS, JOHN	\$ 173.32
ACH	REED, RANDALL Reim Monthly Health Prem	HEALTH PREM 618.64
	REED, RANDALL	\$ 618.64
ACH	RAMIREZ, REBECCA Reim Monthly Health Prem	HEALTH PREM 314.32
	RAMIREZ, REBECCA	\$ 314.32
ACH	RAZAK, HALLA	

Check	Payee / Description	Amount
	Reim Monthly Health Prem HEALTH PREM	136.00
	RAZAK, HALLA \$	136.00
ACH	OSBORN, CINDY L Reim Monthly Health Prem HEALTH PREM	309.32
	OSBORN, CINDY L \$	309.32
ACH	FESTA, GARY Reim Monthly Health Prem HEALTH PREM	248.13
	FESTA, GARY \$	248.13
ACH	MENDEZ, DAVID G Reim Monthly Health Prem HEALTH PREM	173.32
	MENDEZ, DAVID G \$	173.32
ACH	DELGADO, FLOR MARIA Reim Monthly Health Prem HEALTH PREM	136.00
	DELGADO, FLOR MARIA \$	136.00
ACH	GROENVELD, NELLETJE Reim Monthly Health Prem HEALTH PREM	173.32
	GROENVELD, NELLETJE \$	173.32
ACH	BATONGMALAQUE, CHARLIE L Reim Monthly Health Prem HEALTH PREM	528.78
	BATONGMALAQUE, CHARLIE L \$	528.78
ACH	BOBBITT, JOHN Reim Monthly Health Prem HEALTH PREM	136.00
	BOBBITT, JOHN \$	136.00
ACH	AQUA BEN CORPORATION RP1-23,000 Lbs Hydrofloc 750A 39713 28,499.88 DAFT-4,600 Lbs Hydrofloc 748E 39712 4,361.72 RP2-23,000 Lbs Hydrofloc 748E 39714 22,304.25	
	AQUA BEN CORPORATION \$	55,165.85
ACH	NAPA GENUINE PARTS COMPANY 4 Batteries, Core Charges 4584-291454 1,231.49 2 Synthetic 5W20 5 Quart Bottles 3973-010526 53.85 4 Core Deposit Refund 4584-291507 310.32- 2 Core Deposit Returned 4584-288794 19.40- 2 Core Deposit Returned 4584-288830 38.79-	
	NAPA GENUINE PARTS COMPANY \$	916.83
ACH	ROYAL INDUSTRIAL SOLUTIONS Ballast Kit 6046-676013 80.79 Conduit Clamps, Conduit Body, Blank Cover, 6046-676027 33.36 Hinge Cover Box, Receptacle, Hubs, Connecto 6046-676009 175.50	

Check	Payee / Description	Amount
	Meter Hanging Kits 6046-675974	93.89
	MiniatureCircuitBreaker,TerminalBlocks,E 6046-675959	198.27
	Miniature Circuit Breaker 6046-675785	96.63
	RP1 Harmonic Filters Repair 6046-675925	5,651.69
	GEM Sensor 6046-675744	373.15
	ROYAL INDUSTRIAL SOLUTIONS \$	6,703.28
ACH	UNIVAR USA INC	
	PradoLS-12,198 Lbs Sodium Bisulfite LA764821	2,844.20
	RP5-12,807 Lbs Sodium Bisulfite LA764626	2,986.17
	UNIVAR USA INC \$	5,830.37
ACH	WAXIE SANITARY SUPPLY	
	Soaps,Hand Sanitizer,Paper Towels,Toilet 78649371	703.41
	WAXIE SANITARY SUPPLY \$	703.41
ACH	CUES	
	GX520 Software Support 8/15/19-8/14/20 547063	1,800.00
	CUES \$	1,800.00
ACH	MCMASTER-CARR SUPPLY CO	
	Snap Grip Clamps 22213494	43.45
	V-Belts,Bushings 20595549	794.53
	MCMASTER-CARR SUPPLY CO \$	837.98
ACH	U S HOSE INC	
	Air Hose,Nyglass Camlocks,Clamps 0135828-IN	3,606.61
	U S HOSE INC \$	3,606.61
ACH	TOM DODSON & ASSOCIATES	
	PL19005-9/26-10/5 Prof Svcs IE-311 19-8	1,050.00
	EN20059-9/6-9/17 Prof Svcs IE-324 19-2	2,725.20
	EN23002-9/23 Prof Svcs IE-328 19-1	200.00
	EN17049-10/2-10/24 Prof Svcs IE-318 19-7	6,842.08
	WR15021-10/7-10/16 Prof Svcs IE-320 19-6	2,721.11
	TOM DODSON & ASSOCIATES \$	13,538.39
ACH	SCHNEIDER ELECTRIC SYSTEMS INC	
	pH/ORP Sensors 94067086	2,363.28
	SCHNEIDER ELECTRIC SYSTEMS INC \$	2,363.28
ACH	HACH COMPANY	
	TP1Ops-Filter Modules 11677265	2,977.94
	HACH COMPANY \$	2,977.94
ACH	O S T S INC	
	10/2-10/30 Confined Space Entry Refresh 51495	6,000.00
	O S T S INC \$	6,000.00

Check	Payee / Description	Amount
ACH	SHI INTERNATIONAL CORP	
	10/19-10/20 SolarWinds Server & App Moni B10818331	54,129.17
	10/19-10/20 JDisc Discovery Subscription B10819259	128.63
	SHI INTERNATIONAL CORP \$	54,257.80
ACH	INSIDE PLANTS INC	
	FcltyMgt/Lab-11/19 Indoor Plant Care 77164	636.00
	INSIDE PLANTS INC \$	636.00
ACH	NATIONAL CONSTRUCTION RENTALS	
	11/1/19-11/28/19 Potty/Handicap Potty/Si 5550568	994.80
	NATIONAL CONSTRUCTION RENTALS \$	994.80
ACH	RSD	
	Pleated Filters 55313215-00	39.99
	Pleated Filters 55313100-00	589.99
	Pleated Filters 55312448-00	207.65
	Refrigerant Charging Scale,Refrigerant C 55313760-00	462.09
	RSD \$	1,299.72
ACH	OLIN CORP	
	TP1-4,904 Gals Sodium Hypochlorite 2756657	3,942.82
	TP1-4,935 Gals Sodium Hypochlorite 2754797	3,967.82
	TP1-4,946 Gals Sodium Hypochlorite 2755436	3,976.58
	RP5-4,850 Gals Sodium Hypochlorite 2754315	3,899.40
	RP4-4,850 Gals Sodium Hypochlorite 2754798	3,899.40
	TP1-4,850 Gals Sodium Hypochlorite 2753124	3,899.40
	CCWRP-4,796 Gals Sodium Hypochlorite 2754314	4,100.58
	CCWRP-3,014 Gals Sodium Hypochlorite 2753123	2,576.97
	TP1-4,854 Gals Sodium Hypochlorite 2756174	3,902.62
	TP1-4,834 Gals Sodium Hypochlorite 2753807	3,886.54
	TP1-4,926 Gals Sodium Hypochlorite 2755433	3,960.50
	TP1-4,940 Gals Sodium Hypochlorite 2753126	3,971.76
	RP5-4,918 Gals Sodium Hypochlorite 2755434	3,954.07
	CCWRP-4,860 Gals Sodium Hypochlorite 2751622	3,907.44
	RP4-4,846 Gals Sodium Hypochlorite 2753125	3,896.18
	CCWRP-2,976 Gals Sodium Hypochlorite 2755435	2,589.12
	TP1-4,850 Gals Sodium Hypochlorite 2752131	3,899.40
	TP1-4,852 Gals Sodium Hypochlorite 2752685	3,901.01
	RP5-4,840 Gals Sodium Hypochlorite 2752130	3,891.36
	OLIN CORP \$	72,022.97
ACH	SAP AMERICA INC	
	Acctg-10/24-3/22 Trng-CT-TFIN2e 7008385917	7,276.00
	SAP AMERICA INC \$	7,276.00
ACH	MICROAGE	
	Cisco FirePOWER Services, Malware Protec 2082049	4,414.62
	Cisco SMARTnet Software Support 2082069	29,398.52
	4Thin Client Towers 2082475	3,369.99
	Cisco Catalyst,Transceiver Modules Retur 4003809	14,920.14
	MICROAGE \$	22,262.99

Check	Payee / Description	Amount
ACH	CALIFORNIA WATER TECHNOLOGIES Phills-17,297 lbs Ferric Chloride Soluti 36228 RP2-17,303 lbs Ferric Chloride Solution 36210	5,459.16 5,461.11 ----- CALIFORNIA WATER TECHNOLOGIES \$ 10,920.27
ACH	V3IT CONSULTING INC SAP BASIS October 2019 Support V3IT2019IEUA1	6,184.00 ----- V3IT CONSULTING INC \$ 6,184.00
ACH	EVOQUA WATER TECHNOLOGIES LLC Replace Filter on Rental DI Tank 904204054	94.46 ----- EVOQUA WATER TECHNOLOGIES LLC \$ 94.46
ACH	ARCADIS U.S., INC. PL17001-5/2019-7/2019 Professional Servi 34128332	12,596.00 ----- ARCADIS U.S., INC. \$ 12,596.00
ACH	WEST COAST ADVISORS 11/19 Prof Svcs 12581	9,800.00 ----- WEST COAST ADVISORS \$ 9,800.00
ACH	PRIORITY BUILDING SERVICES LLC October 2019 Janitorial Service 66423 September 2019 Trailer Janitorial Servic 65918 October 2019 Lab Janitorial Service 66425 October 2019 Trailer Janitorial Service 66426	16,875.00 181.82 3,261.54 500.00 ----- PRIORITY BUILDING SERVICES LLC\$ 20,818.36
ACH	FLOW N CONTROL INC ABS AS Series Pump 5193	4,040.38 ----- FLOW N CONTROL INC \$ 4,040.38
ACH	U S BANK - PAYMENT PLUS 100319 MISSION REPROGRAPHICS 2200103337 100150 HARRINGTON INDUSTRIAL PLASTICS LL 2200103279 104896 WESTERN WATER WORKS SUPPLY CO 2200103280 105316 PLUMBERS DEPOT INC 2200103281 100150 HARRINGTON INDUSTRIAL PLASTICS LL 2200103336 107780 SUPERIOR ELECTRIC MOTOR SERVICE I 2200103141 107432 PMC ENGINEERING LLC 2200103140 104896 WESTERN WATER WORKS SUPPLY CO 2200103139 101706 CALOLYMPIC SAFETY 2200103138 104896 WESTERN WATER WORKS SUPPLY CO 2200102860 101945 FLORENCE FILTER CORP 2200102859 101706 CALOLYMPIC SAFETY 2200102858 100319 MISSION REPROGRAPHICS 2200102857 105316 PLUMBERS DEPOT INC 2200103338	2,045.11 4,633.54 6,777.37 1,903.40 10,360.05 36,312.96 2,050.07 2,450.85 672.08 736.79 2,298.99 54.96 543.14 631.42 ----- U S BANK - PAYMENT PLUS \$ 71,470.73
ACH	AMAZON BUSINESS	

Check	Payee / Description	Amount
	2 Inverted Direction Flow Eye Face Wash 1GN1-6GKT-T11	284.86
	AMAZON BUSINESS \$	284.86
ACH	HOPE INDUSTRIAL SYSTEMS INC PrCsAutoCtrl-Monitors-Industrial Panel M 432508	3,835.12
	HOPE INDUSTRIAL SYSTEMS INC \$	3,835.12
ACH	MEANS CONSULTING LLC WR16025-10/2019 Professional Services IE-5619	8,350.56
	MEANS CONSULTING LLC \$	8,350.56
ACH	ZENON ENVIRONMENTAL CORPORATIO EN19001-9/1-9/30 Prof Svcs 900100113	60,000.00
	ZENON ENVIRONMENTAL CORPORATIO\$	60,000.00
ACH	SOUTH GATE ENGINEERING LLC RP2 Methane Storage Tank Fabrication 012559	2,783.50
	SOUTH GATE ENGINEERING LLC \$	2,783.50
ACH	RED HAWK SERVICES RP5 SHF Install Fencing 19-1187	11,937.72
	RED HAWK SERVICES \$	11,937.72
ACH	SHELL ENERGY NORTH AMERICA LP RP2/RP5-10/1-10/31 16400 El Prado Rd 7/1 2044 10/19 CCWRP/TP/RWP-10/1-10/31 14950 Tlphn 7/1- 2046 10/19 RP1-10/1-10/31 2450 Phila St 7/1-7/31 Ad 2042 10/19	7,135.12 38,805.66 116,610.74
	SHELL ENERGY NORTH AMERICA LP \$	162,551.52
ACH	WESTERN DENTAL PLAN 11/19 Agency Dental Plan 11/2019	2,215.18
	WESTERN DENTAL PLAN \$	2,215.18
ACH	PREFERRED BENEFIT INSURANCE 11/19 Agency Dental Plan EIA30339	17,454.10
	PREFERRED BENEFIT INSURANCE \$	17,454.10
ACH	DISCOVERY BENEFITS INC October 2019 Admin Fees 0001077460-IN	213.75
	DISCOVERY BENEFITS INC \$	213.75
ACH	VALENCIA, CHRISTINA Valencia,C-ExpRpt-9/25-9/28/19 CSDA Cnf 9/25/19 CSDA	59.80
	VALENCIA, CHRISTINA \$	59.80
ACH	HALL, JASMIN Reim-11/11/19 Lunch with Leadership Cons 11/11/19 LUNC Hall,J-ExpRpt-11/13-11/16/19 AWWEE Conf 11/13/19 AWWE	17.18 1,379.82

Check	Payee / Description	Amount
	HALL, JASMIN	\$ 1,397.00

Grand Total Payment Amount: \$ 2,618,861.06

Attachment 2D

Vendor Wires
(excludes Payroll)

Check	Payee / Description		Amount
Wire	PUBLIC EMPLOYEE'S RETIREMENT S P/R 23 11/8/19 Deferred Comp	HR 0084200	32,283.54
	PUBLIC EMPLOYEE'S RETIREMENT S\$		32,283.54
Wire	EMPLOYMENT DEVELOPMENT DEPARTM	HR 0084100	427.39
		HR 0084200	74,131.87
		HR 0084200	8,978.02
	EMPLOYMENT DEVELOPMENT DEPARTM\$		83,537.28
Wire	INTERNAL REVENUE SERVICE	HR 0084100	2,790.72
		HR 0084200	345,596.81
	INTERNAL REVENUE SERVICE \$		348,387.53
Wire	PUBLIC EMPLOYEES RETIREMENT SY P/R 23 11/08/19 PERS Adj	P/R 23 11/08	48.09-
	P/R 23 11/8/19 PERS	HR 0084200	190,753.08
	PUBLIC EMPLOYEES RETIREMENT SY\$		190,704.99
Wire	PUBLIC EMPLOYEES' RETIREMENT S 11/19 Health Ins-Board	15837206 11/1	6,632.62
	11/19 Health Ins-Retirees, Employees	15837200 11/1	259,982.02
	PUBLIC EMPLOYEES' RETIREMENT S\$		266,614.64
Wire	STATE DISBURSEMENT UNIT P/R 23 11/8/19	HR 0084200	198.00
		HR 0084200	3,294.44
	STATE DISBURSEMENT UNIT \$		3,492.44
Wire	STATE BOARD OF EQUALIZATION 10/19 Sales Tax Deposit	23784561 10/1	21,257.00
	STATE BOARD OF EQUALIZATION \$		21,257.00
Wire	METROPOLITAN WATER DISTRICT September 2019 Water Purchase	9846	5,050,954.13
	METROPOLITAN WATER DISTRICT \$		5,050,954.13
Wire	PUBLIC EMPLOYEE'S RETIREMENT S P/R 24 11/22/19 Deferred Comp Ded	HR 0084300	32,121.45
	PUBLIC EMPLOYEE'S RETIREMENT S\$		32,121.45
Wire	STATE DISBURSEMENT UNIT P/R 24 11/22/19	HR 0084300	198.00
	P/R 24 11/22/19	HR 0084300	3,294.44
	STATE DISBURSEMENT UNIT \$		3,492.44
Wire	EMPLOYMENT DEVELOPMENT DEPARTM		

Check	Payee / Description		Amount
	P/R 24 11/22/19 Taxes	HR 0084300	8,341.14
	P/R 24 11/22/19 Taxes	HR 0084300	68,471.26
			- - - - -
	EMPLOYMENT DEVELOPMENT DEPARTM\$		76,812.40
Wire	INTERNAL REVENUE SERVICE		
	P/R 24 11/22/19 Taxes	HR 0084300	311,115.94
			- - - - -
	INTERNAL REVENUE SERVICE	\$	311,115.94
Wire	PUBLIC EMPLOYEES RETIREMENT SY		
	P/R 24 11/22/19 PERS Adj	P/R 24 11/22	758.49-
	P/R 24 11/22/19 PERS	HR 0084300	186,821.74
			- - - - -
	PUBLIC EMPLOYEES RETIREMENT SY\$		186,063.25

Grand Total Payment Amount: \$ 6,606,837.03

Attachment 2E

Payroll-Net Pay-Directors

INLAND EMPIRE UTILITIES AGENCY

Ratification of Board of Directors

Payroll for November 8 ,2019

Presented at Board Meeting on January 15, 2020

DIRECTOR NAME	GROSS PAYROLL	NET PAYROLL
Jasmin Hall	\$3,266.57	\$2,095.39
Katherine Parker	\$4,761.16	\$2,195.56
Michael Camacho	\$4,385.79	\$1,695.10
Steven J. Elie	\$4,971.16	\$1,663.97
Paul Hofer	\$0.00	\$0.00
TOTALS	\$17,384.68	\$7,650.02

	Count	Amount
TOTAL EFTS PROCESSED	3	\$5,954.92
TOTAL CHECKS PROCESSED	1	\$1,695.10
CHECK NUMBERS USED	110411 - 110411	

IEUA DIRECTOR PAYSHEET

MICHAEL CAMACHO
 EMPLOYEE NO. 1140
 ACCOUNT NO. 10200 110100 100000 501010

OCTOBER 2019

DATE	TYPE OF MEETING	ATTENDANCE	TOTAL COMPENSATION
10-02-19	IEUA Board Workshop/Meeting	Yes	\$260.00
10-02-19	MWD Community Leadership Briefing w/Senator Leyva	Yes (same day)	\$-0-
10-02-19	Assemblymember Freddie Rodriguez, Calif. Budget 101	Yes (same day)	\$-0-
10-07-19	Mtg. w/General Manager S. Deshmukh & J. Hanula/Stantec	Yes	\$260.00
10-09-19	IEUA Eng. Ops, & Water Resources Committee	Yes	\$260.00
10-15-19	Meeting w/Leadership Consultant	Yes	\$260.00
10-16-19	IEUA Board Meeting	Yes	\$260.00
10-22-19	Cucamonga Valley Water District Board Meeting	Yes	\$260.00
10-23-19	Women in Water - Inland Empire	Yes	\$260.00
10-29-19	Mtg. w/K. Tiegs, CVWD, J. Bosler, CVWD & General Manager Deshmukh	Yes	\$260.00
10-31-19	Three Valley WD Leadership Breakfast	Yes	\$260.00
TOTAL REIMBURSEMENT			\$2,340.00
Up to 10 days of service per month per Ordinance No. 105, including MWD meetings at \$260.00 (eff. 07/01/19). IEUA pays both primary and alternate for attendance.			
Total No. of Meetings Attended			11
Total No. of Meetings Paid			9

DIRECTOR
SIGNATURE

Opil Woodlett Jr
Director Camacho

Approved by:



Shiraji Deshmukh
 Paul Hofer
 President, Board of Directors

**DIRECTOR PAYSHEET FOR IEUA REPRESENTATIVE
ON WATERMASTER BOARD (ALTERNATE)**

MICHAEL CAMACHO
 EMPLOYEE NO. 1362
 ACCOUNT NO. 10107 1101115 110000 501010

OCTOBER 2019

DATE	TYPE OF MEETING	ATTENDANCE	TOTAL COMPENSATION
10-24-19	Chino Basin Watermaster Board Meeting	Yes	\$260.00
TOTAL REIMBURSEMENT			\$260.00
Up to 10 days of service per month per Ordinance No. 105 (i.e., \$135.00 – difference between Watermaster \$125.00 and Agency meetings \$260.00 (eff. 7/01/19), including MWD meetings. Chino Basin Watermaster does not compensate an alternate Director unless the alternate Director is attending on behalf of an absent primary Director. In accordance to Ordinance No. 98, Section 1, (i) Attendance at any meeting provided for under Sections 1.b, c, e, and f, shall also include payment to both the primary representative and the alternate representative to said body if they both attend said meeting. Record full amount on timesheet for attendance by alternates			
Total No. of Watermaster Meetings Attended			1
Total No. of Watermaster Meetings Paid			1

DIRECTOR SIGNATURE 
 Approved by: 
 Paul Hofer
 President, Board of Directors

**DIRECTOR PAYSHEET FOR IEUA REPRESENTATIVE
ON REGIONAL POLICY COMMITTEE (ALTERNATE)**

MICHAEL CAMACHO
EMPLOYEE NO. 1140
ACCOUNT NO. 10900 110100 500000 501215

OCTOBER 2019

DATE	TYPE OF MEETING	ATTENDANCE	TOTAL COMPENSATION
	None	No	\$-0-
TOTAL REIMBURSEMENT (Up to 10 days of service per month per Ordinance No. 105, including MWD meetings at \$260.00 (eff. 07/01/19.) IEUA pays Regional Policy Committee members (total amount of \$260.00, should reflect on timesheet))			\$-0-
Total No. of Meetings Attended			0
Total No. of Meetings Paid			0

**DIRECTOR
SIGNATURE**

*Opal Woodruff for
Director Camacho*

Approved by:

Paul Hofer
Paul Hofer
President, Board of Directors

**DIRECTOR PAYSHEET FOR IEUA REPRESENTATIVE
ON CHINO BASIN WATER BANK (ALTERNATE)**

MICHAEL CAMACHO
EMPLOYEE NO. 1140
ACCOUNT NO. 10900 110100 500000 501215

OCTOBER 2019

DATE	TYPE OF MEETING	ATTENDANCE	TOTAL COMPENSATION
10-30-19	Chino Basin Water Bank Board Meeting	Yes (10 mtgs. max.)	\$-0-
TOTAL REIMBURSEMENT Up to 10 days of service per month per Ordinance No. 105			\$-0-
Total No. of CBWB Meetings Attended			1
Total No. of CBWB Meetings Paid			1

DIRECTOR SIGNATURE *David Woodruff*
Michael Camacho

Approved by: *Paul Hofer*
Paul Hofer
President, Board of Directors

**DIRECTOR PAYSHEET FOR IEUA REPRESENTATIVE
ON CHINO DESALTER AUTHORITY**

MICHAEL CAMACHO
EMPLOYEE NO. 1140
ACCOUNT NO. 10900 110100 500000 50125

OCTOBER 2019

DATE	TYPE OF MEETING	ATTENDANCE	TOTAL COMPENSATION
10-03-19	CDA Board meeting	No (cancelled)	\$-0-
TOTAL REIMBURSEMENT			
Up to 10 days of service per month per Ordinance No. 105, including MWD meetings at \$260.00 (eff. 7/01/19). Chino Desalter Authority will pay \$150.00 per meeting directly to the Agency. Record full amount on timesheet. CDA pays both primary and alternate for attendance			\$-0-
Total No. of CDA Meetings Attended			0
Total No. of CDA Meetings Paid			0

DIRECTOR SIGNATURE *April Woodruff for Michael Camacho*

Approved by: *Paul Hofer*
Paul Hofer
President, Board of Directors

IEUA DIRECTOR PAYSHEET

STEVEN J. ELIE
 EMPLOYEE NO. 1175
 ACCOUNT NO. 10200 110100 100000 501010

OCTOBER 2019

DATE	TYPE OF MEETING	ATTENDANCE	TOTAL COMPENSATION
10-01-19	WaterNow Leadership Council Conference Call	Yes	\$260.00
10-01-19	SCWC Strategic Planning Meeting	Yes (same day)	\$-0-
10-02-19	IEUA Board of Directors Workshop/Meeting	Yes	\$260.00
10-02-19	Community Leaders Briefing w/Senator Leyva	Yes (same day)	\$-0-
10-02-19	Assemblymember Freddie Rodriguez, Calif. Budget 101	Yes (same day)	\$-0-
10-10-19	ENR Regional Best Projects Awards Ceremony	Yes	\$260.00
10-11-19	SCWC Executive Committee conference call	Yes	\$260.00
10-15-19	NWRI Quarterly Board Meeting conference call	Yes	\$260.00
10-16-19	IEUA Board of Directors Meeting	Yes	\$260.00
10-17-19	Meeting w/Leadership consultant	Yes	\$260.00
10-21-19	Mtg. w/General Counsel and M. Cihigoyenette	Yes	\$260.00
10-23-19	Women in Water – Inland Empire	Yes	\$260.00
10-24-19	SCWC Quarterly Board Mtg. & Dinner	Yes	\$260.00
10-25-19	ACWA Storage Program Planning conference call	Yes (10 mtgs. max.)	\$-0-
10-30-19	Chino Valley Fire District State of the County	Yes (10 mtgs. max.)	\$-0-
TOTAL REIMBURSEMENT Up to 10 days of service per month per Ordinance No. 105, including MWD meetings at \$260.00 (eff. 07/01/19). IEUA pays both primary and alternate for attendance.			\$2,600.00
Total No. of Meetings Attended			15
Total No. of Meetings Paid			10

DIRECTOR
SIGNATURE

Steven J. Elie
 Director Elie

Approved by:

Paul Hofer
 Paul Hofer
 President, Board of Directors


**DIRECTOR PAYSHEET FOR IEUA REPRESENTATIVE
ON CHINO BASIN WATER BANK**

STEVEN J. ELIE
EMPLOYEE NO. 1175
ACCOUNT NO. 10200 110100 100000 501010

OCTOBER 2019

DATE	TYPE OF MEETING	ATTENDANCE	TOTAL COMPENSATION
10-30-19	Chino Basin Water Bank Board Meeting	Yes (declined payment)	\$-0-
TOTAL REIMBURSEMENT Up to 10 days of service per month per Ordinance No. 105. (i.e., \$160.00 – difference between CBWB (\$100.00 and Agency meetings \$260.00 (eff.7/01/19), including MWD meetings. CBWB pays directly to IEUA. Record full amount on timesheet.			\$-0-
Total No. of CBWB Meetings Attended			0
Total No. of CBWB Meetings Paid			0

DIRECTOR SIGNATURE 

Approved by: 
Paul Hofer
President, Board of Directors

**DIRECTOR PAYSHEET FOR IEUA REPRESENTATIVE
ON CHINO DESALTER AUTHORITY (ALTERNATE)**

STEVEN J. ELIE
EMPLOYEE NO. 1175
ACCOUNT NO. 10200 110100 100000 501010

OCTOBER 2019

DATE	TYPE OF MEETING	ATTENDANCE	TOTAL COMPENSATION
10-03-19	CDA Board Meeting	No (cancelled)	\$-0-
TOTAL REIMBURSEMENT			\$-0-
Up to 10 days of service per month per Ordinance No. 105 (i.e., \$110.00 – difference between CDA (\$150.00 and Agency meetings \$260.00 (eff.7/01/19), including MWD meetings. CDA pays directly to IEUA. Record full amount on timesheet.			
Total No. of CDA Meetings Attended			0
Total No. of CDA Meetings Paid			0

DIRECTOR SIGNATURE *Steven J. Elie*

Approved by: *Paul Hofer*
Paul Hofer
President, Board of Directors

**DIRECTOR PAYSHEET FOR IEUA
ON WATERMASTER BOARD**

STEVEN J. ELIE
EMPLOYEE NO. 1175
ACCOUNT NO. 10200 110100 100000 501010

OCTOBER 2019

DATE	TYPE OF MEETING	ATTENDANCE	TOTAL COMPENSATION
10-24-19	CBWM Board Meeting	Yes	\$-0-
10-28-19	Meeting w/CBWM General Manager P. Kavounas	Yes	\$-0-
TOTAL REIMBURSEMENT			\$-0-
Up to 10 days of service per month per Ordinance No. 105, including MWD meetings at \$260.00 (eff. 07/01/19). IEUA pays both primary and alternate for attendance. (i.e., \$135.00 – difference between Watermaster \$125.00 and Agency meetings \$260.00 (eff. 7/01/19). Chino Basin Watermaster does not compensate an alternate Director unless the alternate Director is attending on behalf of an absent primary Director. In accordance to Ordinance No. 98, Section 1, (i) Attendance at any meeting provided for under Sections 1.b, c, e, and f, shall also include payment to both the primary representative and the alternate representative to said body if they both attend said meeting. <u>Record full amount on timesheet for attendance by alternates</u>			
Total No. of Watermaster Meetings Attended			2
Total No. of Watermaster Meetings Paid			0

***Decline IEUA portion**

DIRECTOR
SIGNATURE

Steven J. Elie

Steven J. Elie

Approved by:

Paul Hofer

Paul Hofer
President, Board of Directors

**DIRECTOR PAYSHEETS
(IEUA/MWD/SAWPA)
(Page 1 of 3)**

JASMIN A. HALL
EMPLOYEE NO. 1256
ACCOUNT NO. 10200 110100 100000 501010

OCTOBER 2019

DATE	TYPE OF MEETING	ATTENDANCE	TOTAL COMPENSATION
10-01-19	SAWPA PA 23 Committee Meeting	Yes (10 mtgs max)	\$-0-
10-01-19	SAWPA Commission Meeting	Yes (10 mtgs max)	\$-0-
10-01-19	SAWPA PA 24 Committee Meeting	Yes (10 mtgs max)	\$-0-
10-02-19	IEUA Board Workshop/Meeting	Yes	\$260.00
10-02-19	MWD Community Leaders Event	Yes (same day)	\$-0-
10-02-19	IEUA – CASA FLC Conference Call Meeting	Yes (same day)	\$-0-
10-03-19	MWD Pre-Brief Meeting with C. Pieroni	Yes (staff)	\$-0-
10-03-19	MWD Southern Coalition/Inland Caucus Meeting	Yes	\$260.00
10-03-19	IEUA – Student Dinner/Info Meeting re: Careers in Water	Yes (same day)	\$-0-
10-05-19	IEUA – Annual Career Day & Expo at Norco College	Yes	\$260.00
10-07-19	MWD Finance & Insurance Committee	Yes	\$260.00
10-07-19	MWD Water Planning & Stewardship Committee	Yes (same day)	\$-0-
10-07-19	MWD Engineering & Operations Committee	Yes (same day)	\$-0-
10-07-19	MWD Organization, Personnel, & Technology Committee	Yes (same day)	\$-0-
10-07-19	MWD Communication & Legislation Committee	Yes (same day)	\$-0-
10-07-19	MWD Audit & Ethics Committee	Yes (same day)	\$-0-
10-08-19	MWD Legal & Claims Committee	Yes	\$260.00
10-08-19	MWD Conservation & Local Resources Committee	Yes (same day)	\$-0-
10-08-19	MWD Board Meeting	Yes (same day)	\$-0-
10-10-19	IEUA – ENR Regional Best Project Awards Ceremony	Yes	\$260.00

DIRECTOR PAYSHEETS
(IEUA/MWD/SAWPA)
 (Page 2 of 3)

DATE	TYPE OF MEETING	ATTENDANCE	TOTAL COMPENSATION
10-10-19	MWD Regional Recycled Water Advanced Purification Center – Grand Opening	Yes (same day)	\$-0-
10-10-19	IEUA – CASA Board of Directors Conference Call	Yes (same day)	\$-0-
10-10-19	IEUA – Bay Workforce Investment Board – 24 Annual Ceremony	Yes (same day)	\$-0-
10-11-19	MWD CRA Inspection Trip	Yes	\$260.00
10-12-19	MWD CRA Inspection Trip	Yes	\$260.00
10-13-19	MWD CRA Inspection Trip	Yes	\$260.00
10-15-19	SAWPA Commission Meeting	Yes (same day)	\$-0-
10-15-19	IEUA – Meeting with FutureLink with GM Deshmukh to discuss partnerships IEUA/MWD Training Programs/STEAM	Yes	\$260.00
10-15-19	IEUA – Meeting with Kaya Lenoir, Area Director of CVS to discuss Mentor Network	Yes (same day)	\$-0-
10-16-19	IEUA Board Meeting	Yes (10 mtgs. max)	\$-0-
10-18-19	IEUA – Meeting with Leadership Consultant	Yes (10 mtgs. max)	\$-0-
10-21-19	MWD Board of Directors Retreat	Yes (10 mtgs. max)	\$-0-
10-22-19	MWD Board of Directors Retreat	Yes (10 mtgs. max)	\$-0-
10-23-19	IEUA – BIA Event	Yes (10 mtgs. max)	\$-0-
10-23-19	IEUA – Dinner with General Manager Shivaji Deshmukh to discuss Agency Business	Yes (staff)	\$-0-
10-24-19	IEUA – BIA Show	Yes (10 mtgs. max)	\$-0-
TOTAL REIMBURSEMENT			\$2600.00
For IEUA/MWD Calculations: <i>Up to 10 days of service per month per Ordinance No. 105, including MWD meetings at \$247.50 (eff. 07/01/17). IEUA pays both primary and alternate for attendance.</i>			
For SAWPA Calculations: <i>Up to 10 days of service per month per Ordinance No. 105), i.e., \$50.00 – difference between SAWPA (\$210.00 (eff. 01/19) and Agency meetings \$260.00 (eff. 7/01/19), including MWD meetings. SAWPA pays both primary and alternate for attendance, including mileage.</i>			

DIRECTOR PAYSHEETS
(IEUA/MWD/SAWPA)
(Page 3 of 3)

Total No. of Meetings Attended	36
Total No. of Meetings Paid	10

DIRECTOR April Woodly
SIGNATURE V.P. Hall

Approved by: Paul Hofner
Paul Hofner, President, Board of Directors

IEUA DIRECTOR PAYSHEET

PAUL HOFER
 EMPLOYEE NO. 1349
 ACCOUNT NO. 10200 110100 100000 501010

OCTOBER 2019

DATE	TYPE OF MEETING	ATTENDANCE	TOTAL COMPENSATION
09-04-19	IEUA Board Meeting	Yes	\$-0-
09-11-19	IEUA Audit Committee	Yes	\$-0-
09-11-19	IEUA Finance & Administration Committee Meeting	Yes	\$-0-
09-18-19	IEUA Board Meeting	Yes	\$-0-
09-26-19	Meeting with GM S. Deshmukh & Christiana Daisy	Yes (staff)	\$-0-
TOTAL REIMBURSEMENT Up to 10 days of service per month per Ordinance No. 105, including MWD meetings at \$260.00 (eff. 07/01/19). IEUA pays both primary and alternate for attendance.			\$-0-
Total No. of Meetings Attended			5
Total No. of Meetings Paid			0

DIRECTOR
SIGNATURE

*Paul Wooduff for
President Hofer*

Approved by:

Shivan Deshmukh
Kati Parkey
Secretary/Treasurer

Director Hofer has waived all stipend payments.


IEUA DIRECTOR PAYSHEET

KATI PARKER
 EMPLOYEE NO. 1362
 ACCOUNT NO. 10200 1100100 100000 501010

OCTOBER 2019

DATE	TYPE OF MEETING	ATTENDANCE	TOTAL COMPENSATION
10-2-19	IEUA Board Workshop/Meeting	Yes	\$260.00
10-2-19	MWD Community Leaders Briefing Event	Yes (same day)	\$-0-
10-4-19	Speaking at Mt. San Antonio College Event	Yes (declined payment)	\$-0-
10-9-19	IEUA Engineering, Operations, & Water Resources Committee	Yes	\$260.00
10-10-19	ENR Regional Best Project Awards	Yes	\$260.00
10-11-19	Meeting with Leadership Consultant	Yes	\$260.00
10-16-19	IEUA Board Meeting	Yes	\$260.00
10-18-19	Chino Basin Incoming Leaders Network Event	Yes	\$260.00
10-21-19	Breakfast Meeting with CBWCD Elizabeth Skrzat to discuss Agency business	Yes	\$260.00
10-21-19	Lunch Meeting with MVWD President Sandra Rose to discuss Agency business	Yes (same day)	\$-0-
10-22-19	Lunch Meeting with CVWD Director Kathy Tiegs to discuss Agency business	Yes	\$260.00
10-23-19	Women in Water – Inland Empire Event	Yes	\$260.00
10-29-19	Lunch Meeting with GM Deshmukh to discuss Agency business	Yes (staff)	\$-0-
TOTAL REIMBURSEMENT			\$2,340.00
Up to 10 days of service per month per Ordinance No. 105, including MWD meetings at \$260.00 (eff. 07/01/19). IEUA pays both primary and alternate for attendance.			
Total No. of Meetings Attended			13
Total No. of Meetings Paid			9

DIRECTOR SIGNATURE 

Approved by: 
 Paul Hofer
 President, Board of Directors

IEUA DIRECTOR PAYSHEET

KATI PARKER
 EMPLOYEE NO. 1362
 ACCOUNT NO. 10200 1100100 100000 501010

OCTOBER 2019

DATE	TYPE OF MEETING	ATTENDANCE	TOTAL COMPENSATION
10-2-19	IEUA Board Workshop/Meeting	Yes	\$260.00
10-2-19	MWD Community Leaders Briefing Event	Yes (same day)	\$-0-
10-4-19	Speaking at Mt. San Antonio College Event	Yes (declined payment)	\$-0-
10-9-19	IEUA Engineering, Operations, & Water Resources Committee	Yes	\$260.00
10-10-19	ENR Regional Best Project Awards Ceremony	Yes	\$260.00
10-11-19	Meeting with Leadership Consultant	Yes	\$260.00
10-16-19	IEUA Board Meeting	Yes	\$260.00
10-18-19	Chino Basin Incoming Leaders Network Event	Yes	\$260.00
10-21-19	Breakfast Meeting with CBWCD Elizabeth Skrzat to discuss Agency business	Yes	\$260.00
10-21-19	Lunch Meeting with MVWD President Sandra Rose to discuss Agency business	Yes (same day)	\$-0-
10-22-19	Lunch Meeting with CVWD Director Kathy Tiegs to discuss Agency business	Yes	\$260.00
10-23-19	Women in Water – Inland Empire Event	Yes	\$260.00
10-29-19	Lunch Meeting with GM Deshmukh to discuss Agency business	Yes (staff)	\$-0-
TOTAL REIMBURSEMENT			\$2,340.00
Up to 10 days of service per month per Ordinance No. 105, including MWD meetings at \$260.00 (eff. 07/01/19). IEUA pays both primary and alternate for attendance.			
Total No. of Meetings Attended			13
Total No. of Meetings Paid			9

DIRECTOR
SIGNATURE

Kati Parker

Approved by:

Paul Hofer
 Paul Hofer
 President, Board of Directors

**DIRECTOR PAYSHEET FOR IEUA REPRESENTATIVE
ON REGIONAL POLICY COMMITTEE**

KATI PARKER
EMPLOYEE NO. 1362
ACCOUNT NO. 10900 110100 500000 501215

OCTOBER 2019

DATE	TYPE OF MEETING	ATTENDANCE	TOTAL COMPENSATION
10-03-19	Policy Committee Meeting	No (cancelled)	\$-0-
TOTAL REIMBURSEMENT (Up to 10 days of service per month per Ordinance No. 105, including MWD meetings at \$260.00 (eff. 07/01/19.) IEUA pays Regional Policy Committee members (total amount of \$260.00, should reflect on timesheet))			\$-0-
Total No. of Meetings Attended			0
Total No. of Meetings Paid			0

**DIRECTOR
SIGNATURE**

*Opal Woodruff for
Director Parker*

Approved by:



Shivaji Deshmukh
Paul Hofer
President, Board of Directors

DIRECTOR PAYSHEET FOR IEUA
ON SAWPA COMMISSION

KATI PARKER
EMPLOYEE NO. 1362
ACCOUNT NO. 10500 110100 165000 501010

OCTOBER 2019

DATE	TYPE OF MEETING	ATTENDANCE	TOTAL COMPENSATION
10-01-19	SAWPA PA 23 Commission Meeting	Yes	\$50.00
10-01-19	SAWPA Commission Meeting	Yes (same day)	\$-0-
10-01-19	SAWPA PA 24 Commission Meeting	Yes (same day)	\$-0-
10-09-19	Lunch Meeting with R. Haller & R. Sullivan to discuss SAWPA business	Yes (10 mtg. max)	\$-0-
10-15-19	SAWPA Commission Meeting	Yes (10 mtgs. max)	\$-0-
10-17-19	Meeting with B. Neufeld to discuss SAWPA business	Yes (10 mtgs. max)	\$-0-
TOTAL REIMBURSEMENT			\$50.00
Up to 10 days of service per month per Ordinance No. 105 (i.e., \$50.00 – difference between SAWPA (\$210.00 <i>eff. 1/19</i>) and Agency meetings \$260.00 <i>eff. 7/01/19</i>), including MWD meetings. SAWPA pays both primary and alternate for attendance, including mileage.			
Total No. of SAWPA Meetings Attended			6
Total No. of SAWPA Meetings Paid			1

DIRECTOR SIGNATURE 
 Approved by: 
 Paul Hofer
 President, Board of Directors

Attachment 2F

Payroll-Net Pay-Employees

INLAND EMPIRE UTILITIES AGENCY

Payroll for November 8, 2019

Presented at Board Meeting on January 15, 2020

GROSS PAYROLL COSTS			\$1,510,612.60
DEDUCTIONS			(\$666,995.22)
NET PAYROLL			843,617.38
NET PAYROLL BREAKDOWN	CHECKS	EFT	TOTAL
CHECKS USED			
TRANSACTION PROCESSED		367	367
AMOUNT	\$0.00	\$843,617.38	<u>\$843,617.38</u>

INLAND EMPIRE UTILITIES AGENCY

Payroll for November 22, 2019

Presented at Board Meeting on January 15, 2020

GROSS PAYROLL COSTS			\$1,483,008.04
DEDUCTIONS			(\$617,495.61)
NET PAYROLL			865,512.43
NET PAYROLL BREAKDOWN	CHECKS	EFT	TOTAL
CHECKS USED			
TRANSACTION PROCESSED		366	366
AMOUNT	\$0.00	\$865,512.43	<u>\$865,512.43</u>

**ACTION
ITEM
2A**



Date: January 15, 2020

To: The Honorable Board of Directors

From: Shivaji Deshmukh, General Manager *SSM*

Committee: Engineering, Operations & Water Resources

01/08/20

Finance & Administration

01/08/20

Executive Contact: Christina Valencia, Executive Manager of Finance & Administration/AGM

Subject: General Manager Approval Process for the Regional Plant No. 5 Expansion Project

Executive Summary:

Pursuant to the Agency's Procurement Ordinance No. 108, the General Manager has authority to approve purchases and public works change orders for up to \$100,000. In addition, the General Manager has the authority to waive the formal solicitation process when there are compelling reasons (public safety, prevent loss of life, imminent danger, emergency procurement or other valid reason), provided the information is documented to the Board of Directors at the next regularly-scheduled meeting.

To mitigate potential schedule delays, maintain compliance with regulatory and contractual obligations, including potential financial penalties and in support of the Regional Plant No. 5 (RP-5) Expansion Project's success, staff is recommending the Board of Directors authorize the General Manager, or his designee, the authority to approve necessary purchases and change orders specifically associated to the RP-5 Expansion project. All procurements and change orders executed under this requested authorization will be brought back to the Board for ratification at the next regularly-scheduled meeting, consistent with the existing requirement.

In support of keeping the Board informed on the project's progress, staff will provide monthly updates through the Engineering, Operations, and Water Resources Committee meeting.

Staff's Recommendation:

Authorize the General Manager or his designee the authority to approve necessary purchases and change orders specifically associated to the Regional Plant No. 5 Expansion, subject to ratification by the Board of Directors at the next regularly scheduled meeting.

Budget Impact Budgeted (Y/N): N Amendment (Y/N): Y Amount for Requested Approval:

Account/Project Name:

Fiscal Impact (explain if not budgeted):

N/A

Full account coding (internal AP purposes only):

- - -
- - -

Project No.:

Prior Board Action:

N/A

Environmental Determination:

Not Applicable

Business Goal:

The extension of the authorization to the General Manager for purchases and change orders specifically associated to the RP-5 Expansion Project aligns with several Agency Business Goals, including Fiscal Responsibility, and Business Practices.

Attachments:

INFORMATION
ITEM
3A



Date: January 15, 2020

To: The Honorable Board of Directors

Committee: Finance & Administration

From: Shivaji Deshmukh, General Manager *SD*

01/08/20

Executive Contact: Christina Valencia, Executive Manager of Finance & Administration/AGM

Subject: Treasurer's Report of Financial Affairs

Executive Summary:

The Treasurer's Report of Financial Affairs for the month ended November 30, 2019 is submitted in a format consistent with the State Requirement.

For the month of November 2019, total cash, investments, and restricted deposits of \$254,945,694 reflects an increase of \$4,621,771 compared to the total of \$250,323,923 reported for October 2019. The increase was primarily due to receipt of \$5.6 million of property taxes. As a result, the average days cash on hand for the month ended November 30, 2019 increased from 218 days to 228 days.

The unrestricted Agency investment portfolio yield in November 2019 was 2.375 percent, a decrease of 0.038 percent compared to the October 2019 yield of 2.375 percent. The slight decrease in overall yield is mainly attributed to the lower yields in the Local Agency Investment Fund (LAIF) and in the California Asset Management Program (CAMP) funds reflective of declining interest rates in the market.

Staff's Recommendation:

The Treasurer's Report of Financial Affairs for the month ended November 30, 2019 is an information item for the Board of Director's review.

Budget Impact *Budgeted (Y/N):* N *Amendment (Y/N):* Y *Amount for Requested Approval:*

Account/Project Name:

Fiscal Impact (explain if not budgeted):

Interest earned on the Agency's investment portfolio increases the Agency's overall reserves.

Full account coding (internal AP purposes only):

- - -
- - -

Project No.:

Prior Board Action:

On December 18, 2019, the Board of Directors approved the Treasurer's Report of Financial Affairs for the month ended October 31, 2019.

Environmental Determination:

Not Applicable

Business Goal:

The Treasurer's Report of Financial Affairs is consistent with the Agency's Business Goal of Fiscal Responsibility in providing financial reporting that accounts for cash and investment activities to fund operating requirements and to optimize investment earnings.

Attachments:

- Attachment 1 - Background
- Attachment 2 - PowerPoint
- Attachment 3 - Treasurer's Report of Financial Affairs

Background

Subject: Treasurer's Report of Financial Affairs

The Treasurer's Report of Financial Affairs for the month ended November 30, 2019 is submitted in a format consistent with State requirements. The monthly report denotes investment transactions that have been executed in accordance with the criteria stated in the Agency's Investment Policy (Resolution No. 2019-3-1).

Agency total cash, investments, and restricted deposits for the month of November 2019 was \$254.9 million, an increase of \$4.6 million from the \$250.3 million reported for the month ended October 31, 2019. The increase was primarily due to receipt of \$5.6 million of property taxes.

Table 1 represents the unrestricted Agency investment portfolio, by authorized investment and duration, with total portfolio amount of \$135.0 million. The Agency portfolio excludes cash and restricted deposits in the amount of \$119.8 million held by member agencies and with fiscal agents.

Table 1: Agency Portfolio

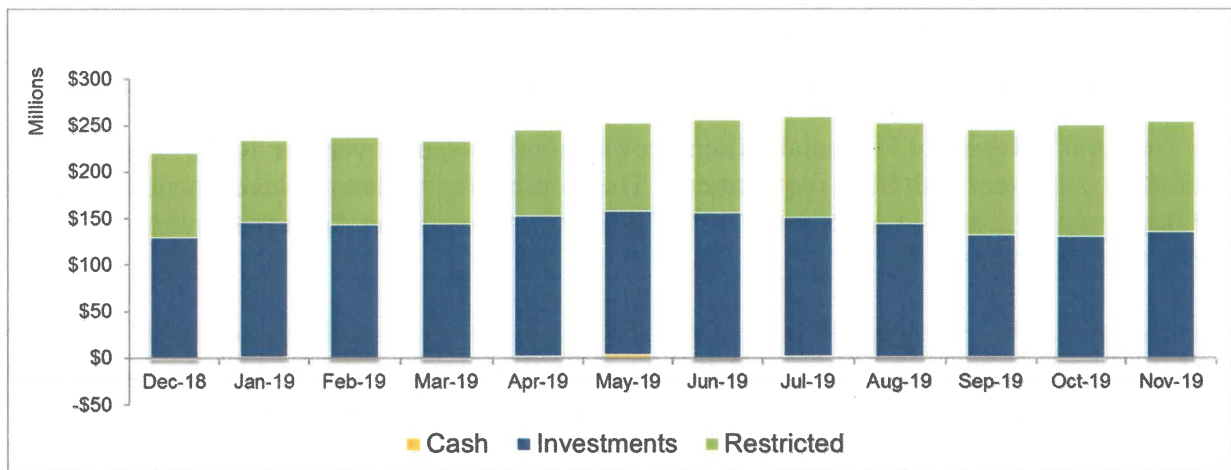
Authorized Investments	Allowable Threshold (\$ million or %)	Investment Value as of November 30, 2019 (\$ million)				Average Yield %	Portfolio% (Unrestricted)
		Under 1 Year	1-3 Years	Over 3 Years	Total		
LAIF*- Unrestricted	\$65	\$20.8	\$0	\$0	\$20.8	2.10%	15.4%
CAMP** – Unrestricted	n/a	14.9			14.9	1.88	11.1
Citizens Business Bank – Sweep	40%	6.5			6.5	0.90	4.8
Sub-Total Agency Managed		\$42.2	\$0	\$0	\$42.2	1.83%	31.3%
Brokered Certificates of Deposit	30%	\$3.0	\$0.8	\$0	\$3.8	3.12%	2.8%
Medium Term Notes	30%	0.7	7.8	9.0	17.5	2.83	13.0
US Treasury Notes	n/a	2.2	28.2	20.0	50.4	2.51	37.3
US Gov't Securities	n/a	0.9	14.2	5.9	21.1	2.61	15.6
Sub-Total PFM Managed		\$6.9	\$51.0	\$34.9	\$92.8	2.63%	68.7%
Total		\$49.1	\$51.0	\$34.9	\$135.0	2.37%	100.0%

*LAIF – Local Agency Investment Fund

**CAMP – California Asset Management Program

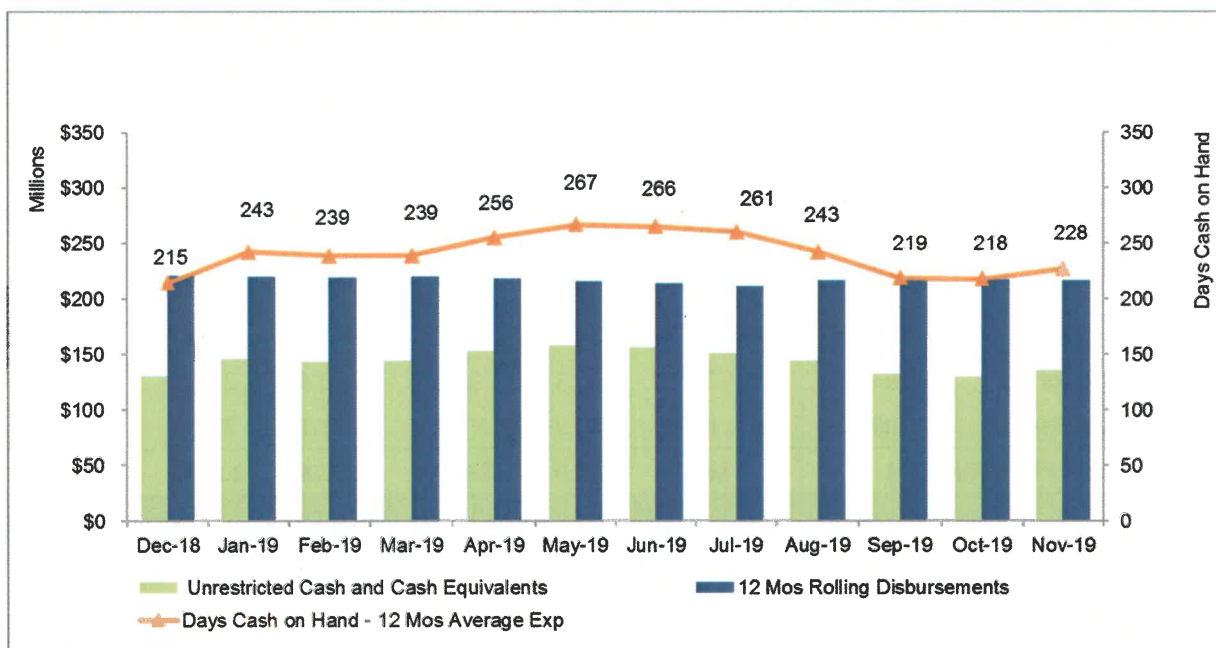
+/- due to rounding

Figure 1: Cash, Investments, and Restricted Deposits




Average days cash on hand is calculated using the monthly ending balance of unrestricted cash and cash equivalents divided by disbursements associated with operating expenses, debt service, and capital expenditures as recorded in the Agency’s cash flow. The average days cash on hand for the month ended November 30, 2019 increased from 218 days to 228 days as shown in Figure 2.

Figure 2: Days Cash on Hand – 12 Month Rolling Average



Monthly cash and investment summaries are available on the Agency’s website at: <https://www.ieua.org/fy-2019-20-cash-and-investment-summary/>

Treasurer's Report of Financial Affairs for Month Ended November 30, 2019



Agency Liquidity

- Increase in agency total investment primarily due to receipt of \$5.6 million of property taxes.
- Slight decrease in overall yield mainly attributed to lower yields in Local Agency Investment Fund (LAIF) and in California Asset Management Program (CAMP) reflective of declining interest rates in the market.

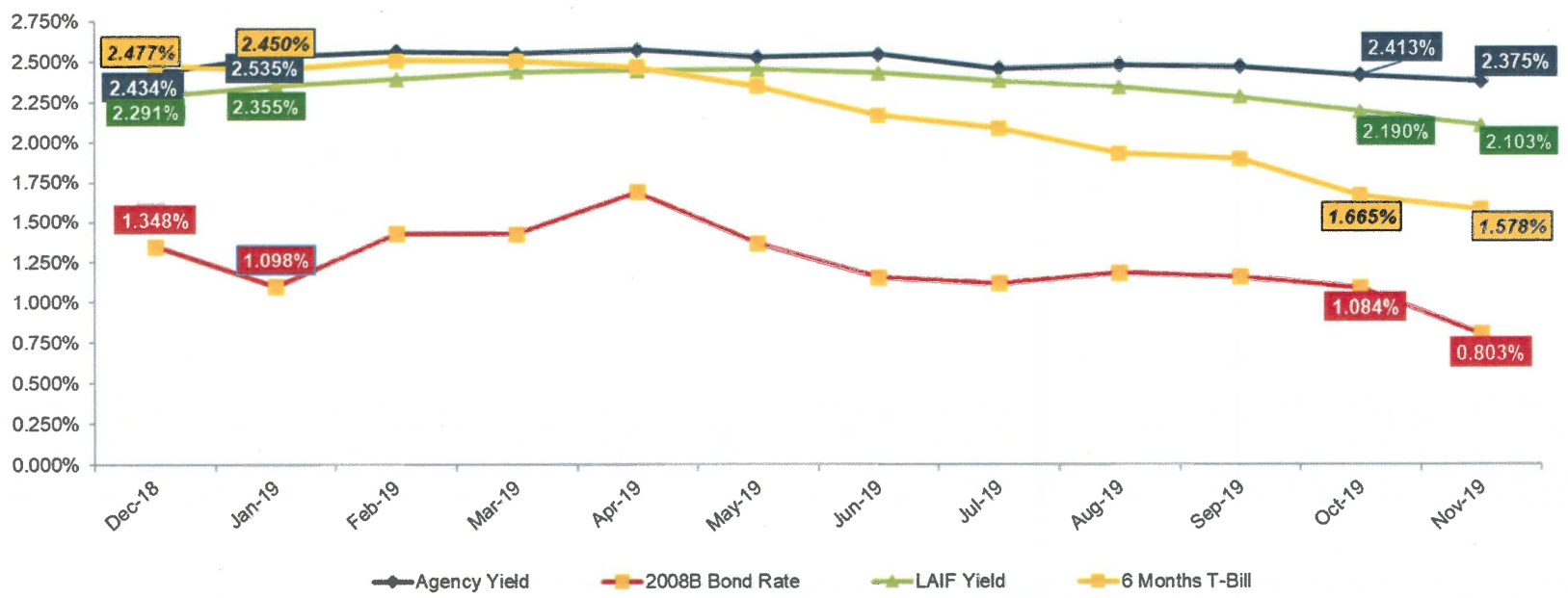
Description	November (\$ million)	October (\$ million)	Increase/ (Decrease) (\$ million)
Investment Portfolio	\$135.0	\$130.1	\$4.9
Cash and Restricted Deposits	\$119.9	\$120.2	(\$0.3)
Total Investments, Cash, and Restricted Deposits	\$254.9	\$250.3	\$4.6
Investment Portfolio Yield	2.375%	2.413%	(0.038%)
Weighted Average Duration (Years)	1.12	1.15	(0.03)
Average Cash on Hand (Days)	228	218	10

Monthly cash and investment summaries available at <https://www.ieua.org/fy-2019-20-cash-and-investment-summary/>


Agency Investment Position

Authorized Investments	Allowable Threshold (\$ million or %)	Under 1 Year	1 – 3 Years	Over 3 Years	Total	Average Yield %	Portfolio % (Unrestricted)
Local Agency Investment Fund	\$65	\$20.8	\$0	\$0	\$20.8	2.10%	15.4%
California Asset Management Program	n/a	14.9	-	-	14.9	1.88	11.1
Citizens Business Bank – Sweep	40%	6.5	-	-	6.5	0.90	4.8
Sub-Total Agency Managed		\$42.2	\$0	\$0	\$42.2	1.83%	31.3%
Brokered Certificates of Deposit (CD)	30%	\$3.0	\$0.8	\$0	\$3.8	3.12%	2.8%
Medium Term Notes	30%	0.7	7.8	9.0	17.5	2.83	13.0
US Treasury Notes	n/a	2.2	28.2	20.0	50.4	2.51	37.3
US Government Securities	n/a	0.9	14.2	5.9	21.1	2.61	15.6
Sub-Total PFM Managed		\$6.9	\$51.0	\$34.9	\$92.8	2.63%	68.7%
Total		\$49.1	\$51.0	\$34.9	\$135.0	2.37%	100.0%

Portfolio Yield Comparison



Questions



The Treasurer's Report of Financial Affairs is consistent with the Agency's business goal of fiscal responsibility.

TREASURER'S REPORT OF FINANCIAL AFFAIRS

For the Month Ended November 30, 2019



All investment transactions have been executed in accordance with the criteria stated in the Agency's Investment Policy (Resolution No. 2019-3-1) adopted by the Inland Empire Utilities Agency's Board of Directors during its regular meeting held on May 15, 2019.

The funds anticipated to be available during the next six-month period are expected to be sufficient to meet all foreseen expenditures during the period.

* A Municipal Water District

INLAND EMPIRE UTILITIES AGENCY

Cash and Investment Summary

Month Ended
November 30, 2019

	November	October	Variance
<u>Cash, Bank Deposits, and Bank Investment Accounts</u>	\$136,528	(\$290,081)	\$426,609
<u>Investments</u>			
Agency Managed			
Citizens Business Bank (CBB) Repurchase (Sweep)	\$6,515,208	\$8,031,064	(\$1,515,856)
Local Agency Investment Fund (LAIF)	20,792,356	14,792,356	6,000,000
California Asset Management Program (CAMP)	14,918,541	14,895,485	23,056
Total Agency Managed Investments	42,226,105	37,718,905	4,507,200
PFM Managed			
Certificates of Deposit	\$3,864,859	\$3,864,836	\$23
Municipal Bonds	0	0	0
Commercial Paper	0	0	0
Medium Term Notes	17,501,435	17,502,580	(1,145)
U.S. Treasury Notes	50,365,990	49,208,609	1,157,381
U.S. Government Sponsored Entities	21,056,119	21,853,922	(797,803)
Total PFM Managed Investments	92,788,403	92,429,947	358,456
Total Investments	\$135,014,508	\$130,148,852	\$4,865,656
Total Cash and Investments Available to the Agency	\$135,151,036	\$129,858,771	\$5,292,265
<u>Restricted Deposits</u>			
CAMP Water Connection Reserve	\$17,603,000	\$16,671,811	\$931,189
LAIF Self Insurance Reserve	6,492,046	6,492,046	(0)
Debt Service Accounts	2,624,069	7,326,224	(4,702,155)
Capital Capacity Reimbursement Account (CCRA) Deposits Held by Member Agencies**	75,042,687	72,103,966	2,938,721
California Employers' Retirement Benefit Trust Account - CERBT (Other Post Employment Benefits - OPEB)	17,973,671	17,815,437	158,234
Escrow Deposits	59,185	55,668	3,517
Total Restricted Deposits	\$119,794,658	\$120,465,152	(\$670,494)
Total Cash, Investments, and Restricted Deposits	\$254,945,694	\$250,323,923	\$4,621,771

**Total reported as of October 2019

INLAND EMPIRE UTILITIES AGENCY

Cash and Investment Summary

Month Ended
November 30, 2019

Cash, Bank Deposits, and Bank Investment Accounts

CBB Demand Account (Negative balance offset by CBB Sweep Balance)	(\$81,760)
CBB Payroll Account	-
CBB Workers' Compensation Account	41,551
Subtotal Demand Deposits	<u>(\$40,209)</u>

Other Cash and Bank Accounts

Petty Cash	\$2,250
Subtotal Other Cash	<u>\$2,250</u>

US Bank Pre-Investment Money Market Account

\$174,487

Total Cash and Bank Accounts

\$136,528

Unrestricted Investments

CBB Repurchase (Sweep) Investments

Freddie Mac	\$6,515,208
Subtotal CBB Repurchase (Sweep)	<u>\$6,515,208</u>

Local Agency Investment Fund (LAIF)

LAIF Fund	\$20,792,356
Subtotal Local Agency Investment Fund	<u>\$20,792,356</u>

California Asset Management Program (CAMP)

Short Term	\$14,918,541
Subtotal CAMP	<u>\$14,918,541</u>

Subtotal Agency Managed Investment Accounts

\$42,226,105

INLAND EMPIRE UTILITIES AGENCY
Cash and Investment Summary

Month Ended
November 30, 2019

Unrestricted Investments Continued

Brokered Certificates of Deposit

Brokered Certificates of Deposit	\$3,864,859
Subtotal Brokered Certificates of Deposit	<hr/> \$3,864,859

Medium Term Notes

UPS of America Inc	\$738,416
Hershey Company	334,885
American Honda Finance	783,153
UnitedHealth Group Inc	754,777
Toyota Motor	1,187,562
Bank of NY Mellon	2,768,230
American Express	791,350
Walt Disney Company	805,286
Paccar Financial Corp	929,588
Visa Inc	805,839
Bank of America	779,772
Oracle Corporation	1,398,912
Amazon Inc	927,416
Burlington North Santa Fe Corp	793,688
Pfizer Inc	1,274,341
Walmart Inc	1,491,881
Walt Disney Company	936,339
Subtotal Medium Term Notes	<hr/> 17,501,435

INLAND EMPIRE UTILITIES AGENCY
Cash and Investment Summary

Month Ended
November 30, 2019

Unrestricted Investments Continued

U.S. Treasury Notes

Treasury Note	\$50,365,990
Subtotal U.S. Treasury Notes	<u>\$50,365,990</u>

U.S. Government Sponsored Entities

Fannie Mae Bank	9,148,212
Freddie Mac Bank	7,999,957
Federal Home Loan Bank	3,907,950
Subtotal U.S. Government Sponsored Entities	<u>\$21,056,119</u>

Subtotal PFM Managed Investment Accounts \$92,788,403

Total Investments \$135,014,508

Restricted Deposits

Investment Pool Accounts

CAMP -Water Connection Reserves	\$17,603,000
LAIF - Self Insurance Fund Reserves	6,492,046
Subtotal Investment Pool Accounts	<u>\$24,095,046</u>

Debt Service

2008B Debt Service Accounts	\$2,623,507
2017A Debt Service Accounts	562
Subtotal Debt Service	<u>\$2,624,069</u>

INLAND EMPIRE UTILITIES AGENCY
Cash and Investment Summary

Month Ended
November 30, 2019

Restricted Deposits Continued

CCRA Deposits Held by Member Agencies

City of Chino	\$12,847,701
Cucamonga Valley Water District	11,514,585
City of Fontana	11,224,190
City of Montclair	3,111,788
City of Ontario	24,910,143
City of Chino Hills	6,511,776
City of Upland	4,922,504
Subtotal CCRA Deposits Held by Member Agencies**	\$75,042,687

**Total reported as of October 2019

CalPERS

CERBT Account (OPEB)	\$17,973,671
Subtotal CalPERS Accounts	\$17,973,671

Escrow Deposits

Stanek Construction	\$59,185
Subtotal Escrow Deposits	\$59,185

Total Restricted Deposits

\$119,794,658

Total Cash, Investments, and Restricted Deposits as of November 30, 2019

\$254,945,694

Total Cash, Investments, and Restricted Deposits as of 11/30/19

\$254,945,694

Less: Total Cash, Investments, and Restricted Deposits as of 10/31/19

250,323,923

Total Monthly Increase (Decrease)

\$4,621,771

INLAND EMPIRE UTILITIES AGENCY

Cash and Investment Summary

Month Ended
November 30, 2019

	Settlement Date	Security Length	Credit Rating @ Purchase		Par Amount	Cost Basis Amount	Term (Days)	November	% Coupon	% Yield to Maturity	Maturity Date	Market Value
			S&P	Moody's				Value				
<u>Cash, Bank Deposits, and Bank Investment Accounts</u>												
Citizens Business Bank (CBB)												
Demand Account					(\$81,760)	(\$81,760)	N/A	(\$81,760)		N/A	N/A	(\$81,760)
Payroll Checking					0	0	N/A	0		N/A	N/A	0
Workers' Compensation Account					41,551	41,551	N/A	41,551		N/A	N/A	41,551
Subtotal CBB Accounts					(\$40,209)	(\$40,209)		(\$40,209)				(\$40,209)
Bank of America (BoFA)												
Payroll Checking					\$0	\$0	N/A	\$0		N/A	N/A	\$0
Payroll Tax Checking					0	0	N/A	0		N/A	N/A	0
Savings Account					-	\$0	N/A	-		0.000	N/A	-
Subtotal B of A Accounts					\$0	\$0		\$0		N/A		\$0
Bank of the West												
Money Market Plus - Business Account					\$0	\$0	N/A	\$0		0.00%	N/A	\$0
Subtotal Bank of the West Account					\$0	\$0		\$0		0.00%		\$0
US Bank (USB)												
Custodial Money Market (Investment Mgmt.)					\$93,817	\$93,817	N/A	\$93,817		1.21%	N/A	\$93,817
Custodial Money Market (Debt Service)					80,670	80,670	N/A	80,670		1.21%	N/A	80,670
Subtotal USB Account					\$174,487	\$174,487		\$174,487		1.21%		\$174,487
Petty Cash					\$2,250	\$2,250	N/A	\$2,250		N/A	N/A	\$2,250
Total Cash, Bank Deposits and Bank Investment Accounts					\$136,528	\$136,528		\$136,528				\$136,528
<u>Investments</u>												
CBB Daily Repurchase (Sweep) Accounts												
Freddie Mac					\$6,515,208	\$6,515,208	N/A	\$6,515,208		0.90%	N/A	\$6,515,208
Federal Home Loan Bank					-	-	N/A	-		N/A	N/A	-
Subtotal CBB Repurchase Accounts					\$6,515,208	\$6,515,208		\$6,515,208		0.90%		\$6,515,208
LAIF Accounts												
Non-Restricted Funds					\$20,792,356	\$20,792,356	N/A	\$20,792,356		2.103%	N/A	\$20,792,356
Subtotal LAIF Accounts					\$20,792,356	\$20,792,356		\$20,792,356		2.103%		\$20,792,356
CALTRUST Accounts												
Short-Term					\$0	\$0	N/A	\$0			N/A	\$0
Medium-Term (Self Insurance Reserves)					0	0	N/A	0			N/A	0
Subtotal CalTrust Accounts					\$0	\$0		\$0				\$0
Certificates of Deposit												
CBB Certificate of Deposit					\$0	\$0		\$0		0.00%		\$0
Subtotal Certificate of Deposits					\$0	\$0		\$0		0.00%		\$0
CAMP Accounts												
Non-Restricted Funds					\$14,918,541	\$14,918,541	N/A	\$14,918,541		1.88%	N/A	\$14,918,541
Subtotal CAMP Accounts					\$14,918,541	\$14,918,541		\$14,918,541		1.88%		\$14,918,541
Subtotal Agency Managed Investment Accounts					\$42,226,105	\$42,226,105		\$42,226,105		1.84%		\$42,226,105
Brokered Certificates of Deposit (CDs)												
Bank of Nova Scotia Houston	06/07/18	718	A-1	P-1	\$1,410,000	\$1,409,464	729	\$1,409,859	3.08%	3.10%	06/05/20	\$1,420,644
Bank of Montreal Chicago	08/03/18	720	A-1	P-1	1,400,000	1,400,000	731	1,400,000	3.19%	3.23%	08/03/20	1,411,603
Synchrony Bank	10/02/15	1800	N/R	N/R	240,000	240,000	1827	240,000	2.25%	2.25%	10/02/20	241,321
Royal Bank of Canada NY	06/08/18	1079	AA-	Aa2	815,000	815,000	1095	815,000	3.24%	3.24%	06/07/21	834,613
Subtotal Brokered CDs					\$3,865,000	\$3,864,464		\$3,864,859		3.12%		\$3,908,181

INLAND EMPIRE UTILITIES AGENCY

Cash and Investment Summary

Month Ended
November 30, 2019

	Settlement Date	Security Length	Credit Rating @ Purchase		Par Amount	Cost Basis Amount	Term (Days)	November Value	% Coupon	% Yield to Maturity	Maturity Date	Market Value
			S&P	Moody's								
Investments (continued)												
US Treasury Note												
US Treasury Note	04/18/18	807	AA+	Aaa	\$2,195,000	\$2,149,128	819	\$2,182,039	1.500%	2.46%	07/15/20	\$2,192,770
US Treasury Note	04/18/18	1003	AA+	Aaa	2,225,000	2,201,012	1019	2,214,784	2.125%	2.53%	01/31/21	2,236,038
US Treasury Note	01/24/19	741	AA+	Aaa	1,900,000	1,886,938	753	1,892,278	2.250%	2.59%	02/15/21	1,912,320
US Treasury Note	03/15/19	825	AA+	Aaa	2,781,000	2,761,120	838	2,767,219	2.125%	2.45%	06/30/21	2,800,770
US Treasury Note	04/17/18	1184	AA+	Aaa	2,615,000	2,588,543	1201	2,601,356	2.250%	2.57%	07/31/21	2,639,516
US Treasury Note	07/17/18	1184	AA+	Aaa	580,000	567,426	1202	572,551	2.000%	2.69%	10/31/21	583,897
US Treasury Note	04/17/18	1303	AA+	Aaa	2,555,000	2,480,346	1323	2,512,974	1.750%	2.60%	11/30/21	2,560,790
US Treasury Note	04/25/18	1416	AA+	Aaa	2,500,000	2,418,750	1436	2,450,814	1.875%	2.75%	03/31/22	2,514,648
US Treasury Note	08/03/18	1318	AA+	Aaa	3,070,000	2,969,266	1336	3,004,688	1.875%	2.82%	03/31/22	3,087,987
US Treasury Note	09/06/18	1285	AA+	Aaa	3,790,000	3,678,225	1302	3,715,756	1.875%	2.75%	03/31/22	3,812,206
US Treasury Note	04/17/18	1453	AA+	Aaa	1,605,000	1,558,480	1474	1,576,586	1.875%	2.64%	04/30/22	1,614,718
US Treasury Note	07/05/18	1435	AA+	Aaa	1,300,000	1,252,570	1456	1,268,712	1.750%	2.72%	06/30/22	1,305,179
US Treasury Note	06/06/18	1554	AA+	Aaa	2,065,000	1,980,706	1577	2,008,644	1.750%	2.76%	09/30/22	2,073,308
US Treasury Note	05/04/18	1617	AA+	Aaa	1,600,000	1,546,625	1641	1,564,598	2.000%	2.80%	10/31/22	1,617,875
US Treasury Note	10/04/18	1557	AA+	Aaa	1,040,000	990,356	1580	1,003,062	1.750%	2.93%	01/31/23	1,044,469
US Treasury Note	04/17/18	1751	AA+	Aaa	305,000	288,535	1778	293,789	1.500%	2.69%	02/28/23	303,975
US Treasury Note	07/05/18	1673	AA+	Aaa	1,275,000	1,206,269	1699	1,226,165	1.500%	2.74%	02/28/23	1,270,717
US Treasury Note	02/12/19	1489	AA+	Aaa	1,235,000	1,189,508	1508	1,197,969	1.500%	2.44%	03/31/23	1,230,803
US Treasury Note	01/24/19	1596	AA+	Aaa	2,000,000	1,899,453	1618	1,917,919	1.38%	2.58%	06/30/23	1,983,984
US Treasury Note	02/12/19	1609	AA+	Aaa	1,260,000	1,196,951	1630	1,207,773	1.25%	2.44%	07/31/23	1,243,857
US Treasury Note	05/03/19	1587	AA+	Aaa	650,000	667,088	1611	664,943	2.88%	2.25%	09/30/23	680,113
US Treasury Note	03/08/19	1687	AA+	Aaa	3,450,000	3,484,904	1713	3,479,779	2.75%	2.52%	11/15/23	3,597,701
US Treasury Note	01/09/19	1761	AA+	Aaa	2,525,000	2,479,826	1786	2,487,691	2.13%	2.52%	11/30/23	2,574,119
US Treasury Note	01/31/19	1770	AA+	Aaa	120,000	120,356	1795	120,300	2.63%	2.56%	12/31/23	124,716
US Treasury Note	06/04/19	1766	AA+	Aaa	2,345,000	2,355,534	1792	2,354,540	2.00%	1.90%	04/30/24	2,381,823
US Treasury Note	07/03/19	1797	AA+	Aaa	575,000	580,930	1824	580,462	2.00%	1.78%	06/30/24	584,209
US Treasury Note	08/09/19	1792	AA+	Aaa	1,000,000	1,016,172	1818	1,015,206	2.13%	1.78%	07/31/24	1,021,953
US Treasury Note	10/03/19	1797	AA+	Aaa	1,310,000	1,349,146	1824	1,347,925	2.13%	1.50%	09/30/24	1,339,475
US Treasury Note	11/05/19	1796	AA+	Aaa	\$1,100,000	\$1,135,965	1822	1,135,468	2.25%	1.57%	10/31/24	\$1,131,797
Subtotal US Treasuries					\$50,971,000	\$50,000,128		\$50,365,990		2.51%		\$51,465,733
Corporate Medium Term Notes												
U.S. Government Sponsored Entities												
Federal Home Loan Bank	04/18/18	702	AA+	Aaa	950,000	948,328	712	949,712	2.38%	2.47%	03/30/20	952,025
Freddie Mac Bond	04/17/18	1019	AA+	Aaa	2,500,000	2,485,350	1036	2,493,638	2.38%	2.59%	02/16/21	2,522,300
Freddie Mac Bond	04/25/18	1011	AA+	Aaa	2,550,000	2,527,994	1028	2,540,356	2.38%	2.70%	02/16/21	2,572,746
Fannie Mae Bond	04/17/18	1076	AA+	Aaa	2,510,000	2,502,671	1092	2,506,582	2.50%	2.60%	04/13/21	2,539,598
Federal Home Loan Bank	01/24/19	978	AA+	Aaa	1,865,000	1,882,717	992	1,877,318	3.00%	2.63%	10/12/21	1,911,306
Fannie Mae Bond	01/11/19	1080	AA+	Aaa	795,000	794,428	1096	794,593	2.63%	2.65%	01/11/22	810,894
Freddie Mac Bond	08/26/19	1080	AA+	Aaa	1,520,000	1,520,000	1096	1,520,000	2.05%	2.05%	08/26/22	1,520,801
Fannie Mae Bond	09/06/19	1080	AA+	Aaa	890,000	886,903	1096	887,142	1.38%	1.49%	09/06/22	883,746
Fannie Mae Bond	04/17/18	1608	AA+	Aaa	1,655,000	1,603,678	1632	1,621,613	2.00%	2.74%	10/05/22	1,674,599
Freddie Mac Bond	07/05/18	1784	AA+	Aaa	1,450,000	1,444,461	1810	1,445,963	2.75%	2.83%	06/19/23	1,505,647
Fannie Mae Bond	12/06/18	1716	AA+	Aaa	855,000	853,273	1741	853,628	2.88%	2.92%	09/12/23	892,918
Fannie Mae Bond	11/05/18	1747	AA+	Aaa	1,820,000	1,803,274	1772	1,806,793	2.88%	3.08%	09/12/23	1,900,713
Federal Home Loan Bank	01/31/19	1748	AA+	Aaa	870,000	895,642	1772	891,491	3.38%	2.72%	12/08/23	927,157
Fannie Mae Bond	02/08/19	1797	AA+	Aaa	680,000	677,470	1823	677,861	2.50%	2.58%	02/05/24	702,191
Federal Home Loan Bank	02/15/19	1798	AA+	Aaa	190,000	189,327	1824	189,429	2.50%	2.58%	02/13/24	196,308
Subtotal U.S. Gov't Sponsored Entities					21,100,000	21,015,516		21,056,119		2.61%		\$21,512,949

INLAND EMPIRE UTILITIES AGENCY

Cash and Investment Summary

Month Ended
November 30, 2019

	Settlement Date	Security Length	Credit Rating @ Purchase		Par Amount	Cost Basis Amount	Term (Days)	November	% Coupon	% Yield to Maturity	Maturity Date	Market Value
			S&P	Moody's				Value				
Investments (continued)												
Medium Term Notes												
UPS of America Inc	04/18/18	703	A	A2	\$725,000	\$802,046	714	\$738,416	8.38%	2.75%	04/01/20	\$740,155
Toyota Motor	01/08/19	720	AA-	Aa3	200,000	199,880	731	199,933	3.05%	3.08%	01/08/21	202,573
Hershey Company	05/10/18	1085	A	A1	335,000	334,769	1101	334,885	3.10%	3.12%	05/15/21	340,685
American Honda Finance	04/18/18	1164	A	A2	800,000	767,016	1181	783,153	1.65%	3.00%	07/12/21	797,116
Toyota Motor	04/27/18	1334	AA-	Aa3	1,000,000	978,790	1355	987,629	2.60%	3.21%	01/11/22	1,014,373
Bank of NY Mellon	04/18/18	1369	A	A1	1,400,000	1,371,048	1391	1,382,981	2.60%	3.18%	02/07/22	1,419,615
American Express	04/18/18	1395	A-	A2	800,000	785,488	1415	791,350	2.70%	3.20%	03/03/22	812,709
Walt Disney Company	04/18/18	1396	A	A2	815,000	798,692	1416	805,286	2.45%	3.00%	03/04/22	827,889
Paccar Financial Corp	05/10/19	1080	A+	A1	930,000	929,498	1096	929,588	2.65%	2.67%	05/10/22	946,268
Visa Inc	04/18/18	1587	AA-	Aa3	825,000	795,407	1611	805,839	2.15%	3.03%	09/15/22	832,840
Bank of America	04/18/18	1623	A-	A2	800,000	769,264	1647	779,772	2.50%	3.43%	10/21/22	806,866
Oracle Corp	04/19/18	1736	A+	A1	1,420,000	1,389,001	1763	1,398,912	2.63%	3.11%	02/15/23	1,447,674
Amazon Inc	04/15/19	1387	AA-	A3	935,000	925,996	1774	927,416	2.40%	2.66%	02/22/23	950,045
Burlington North Santa Fe Corp	04/18/18	1767	A+	A3	800,000	790,800	1792	793,688	3.00%	3.26%	03/15/23	822,561
Bank of NY Mellon	01/24/19	1534	A	A1	1,375,000	1,387,595	1555	1,385,249	3.50%	3.27%	04/28/23	1,440,762
UnitedHealth Group Inc	10/24/19	1311	A+	A3	720,000	755,741	1330	754,777	3.50%	2.08%	06/15/23	753,743
Pfizer Inc	04/04/19	1781	AA-	A1	1,260,000	1,276,392	1807	1,274,341	2.95%	2.67%	03/15/24	1,310,217
Walmart Inc	09/05/19	1743	AA	Aa2	1,425,000	1,495,196	1768	1,491,881	2.85%	1.78%	07/08/24	1,477,469
Walt Disney Company	09/06/19	1794	A	A2	940,000	936,165	1820	936,339	1.75%	1.84%	08/30/24	930,938
Subtotal Medium Term Notes					\$17,505,000	\$17,488,784		\$17,501,435		2.83%		\$17,874,498
Subtotal PFM Managed Investment Accounts					\$93,441,000	\$92,368,892		\$92,788,403		2.62%		\$94,761,361
Total Investments					\$135,667,105	\$134,594,997		\$135,014,508				\$136,987,466
<i>(Source of Investment Amortized Cost: PFM)</i>												
Restricted Deposits												
Investment Pool Accounts												
CAMP - Water Connection Reserves					\$17,603,000	\$17,603,000	N/A	\$17,603,000		1.88%	N/A	\$17,603,000
LAIF - Self Insurance Reserves					6,492,046	6,492,046	N/A	6,492,046		2.10%	N/A	6,492,046
Total Investment Pool Accounts					24,095,046	24,095,046		24,095,046		1.94%		24,095,046
Debt Service and Arbitrage Accounts												
2008B Debt Service Accounts					\$2,623,507	\$2,623,507	N/A	\$2,623,507		1.13%		\$2,623,507
2017A Debt Service Accounts					562	562	N/A	562		0.15%		562
Total Debt Service Accounts					\$2,624,069	\$2,624,069		\$2,624,069		1.13%		\$2,624,069

INLAND EMPIRE UTILITIES AGENCY

Cash and Investment Summary

Month Ended
November 30, 2019

	Settlement Date	Security Length	Credit Rating @ Purchase		Par Amount	Cost Basis Amount	Term (Days)	November Value	% Coupon	% Yield to Maturity	Maturity Date	Market Value
			S&P	Moody's								
Restricted Deposits (continued)												
CCRA Deposits Held by Member Agencies												
City of Chino					\$12,847,701	\$12,847,701	N/A	\$12,847,701		N/A	N/A	\$12,847,701
City of Chino Hills					6,511,776	6,511,776	N/A	6,511,776		N/A	N/A	6,511,776
Cucamonga Valley Water District					11,514,585	11,514,585	N/A	11,514,585		N/A	N/A	11,514,585
City of Fontana					11,224,190	11,224,190	N/A	11,224,190		N/A	N/A	11,224,190
City of Montclair					3,111,788	3,111,788	N/A	3,111,788		N/A	N/A	3,111,788
City of Ontario					24,910,143	24,910,143	N/A	24,910,143		N/A	N/A	24,910,143
City of Upland					4,922,504	4,922,504	N/A	4,922,504		N/A	N/A	4,922,504
<i>Subtotal CCRA Deposits Held by Member Agencies**</i>					<u>\$75,042,687</u>	<u>\$75,042,687</u>		<u>\$75,042,687</u>				<u>\$75,042,687</u>
<i>**Total reported as of October 2019</i>												
CalPERS Deposits												
CERBT Account (OPEB)					<u>\$15,000,000</u>	<u>\$15,000,000</u>	N/A	<u>\$17,973,671</u>		N/A	N/A	<u>\$17,973,671</u>
Subtotal CalPERS Deposits					<u>\$15,000,000</u>	<u>\$15,000,000</u>		<u>\$17,973,671</u>				<u>\$17,973,671</u>
<i>CERBT Strategy 2 Performance as of September 30, 2019 based on 1 Year Net Return was 7.61%.</i>												
Escrow Deposits												
Stanek Contractors Escrow					<u>\$59,185</u>	<u>\$59,185</u>	N/A	<u>\$59,185</u>		N/A	N/A	<u>\$59,185</u>
Subtotal Escrow Deposits					<u>\$59,185</u>	<u>\$59,185</u>		<u>\$59,185</u>				<u>\$59,185</u>
Total Restricted Deposits					<u>\$116,820,987</u>	<u>\$116,820,987</u>		<u>\$119,794,658</u>				<u>\$119,794,658</u>
Total Cash, Investments, and Restricted Deposits as of November 30, 2019					<u>\$252,624,620</u>	<u>\$251,552,512</u>		<u>\$254,945,694</u>				<u>\$256,918,652</u>

INLAND EMPIRE UTILITIES AGENCY
Cash and Investment Summary

Month Ended
November 30, 2019

November Purchases

No.	Date	Transaction	Investment Security	Type	Par Amount Purchased	Investment Yield to Maturity
1	11/05/19	Purchase	US Treasury Note	Treasury Bond	\$1,100,000	2.25%
					<u>\$ 1,100,000</u>	

November Investment Maturities, Calls & Sales

No.	Date	Transaction	Investment Security	Type	Par Amount Matured/Sold	Investment Yield to Maturity
1	11/10/19	Sell	Federal Home Loan Banks Notes	Bond	\$800,000	2.38%
					<u>\$ 800,000</u>	

INLAND EMPIRE UTILITIES AGENCY
Cash and Investment Summary

Month Ended
November 30, 2019

Directed Investment Category

CBB Repurchase (Sweep)
LAIF - Unrestricted
CAMP - Unrestricted
Brokered Certificates of Deposit
Medium Term Notes
US Treasury Notes
U.S. Government Sponsored Entities

Total Investment Portfolio

Investment Portfolio Rate of Return

Amount Invested	Yield
\$6,515,208	0.900%
20,792,356	2.103%
14,918,541	1.880%
3,864,859	3.124%
17,501,435	2.833%
50,365,990	2.511%
21,056,119	2.608%
\$135,014,508	

2.375%

Restricted/Transitory/Other Accounts

CCRA Deposits Held by Member Agencies
CalPERS OPEB (CERBT) Account
CAMP Restricted Water Connection Reserve
LAIF Restricted Insurance Reserve
US Bank - 2008B Debt Service Accounts
US Bank - 2017A Debt Service Accounts
US Bank - Pre-Investment Money Market Account
Citizens Business Bank - Demand Account
Citizens Business Bank - Workers' Compensation Account
Other Accounts*
Escrow Account

Total Restricted/Transitory/Other Accounts

Average Yield of Other Accounts

Amount Invested	Yield
\$75,042,687	N/A
17,973,671	N/A
17,603,000	1.880%
6,492,046	2.103%
2,623,507	1.130%
562	0.150%
174,487	1.210%
(81,760)	N/A
41,551	N/A
2,250	N/A
59,185	N/A
\$119,931,186	

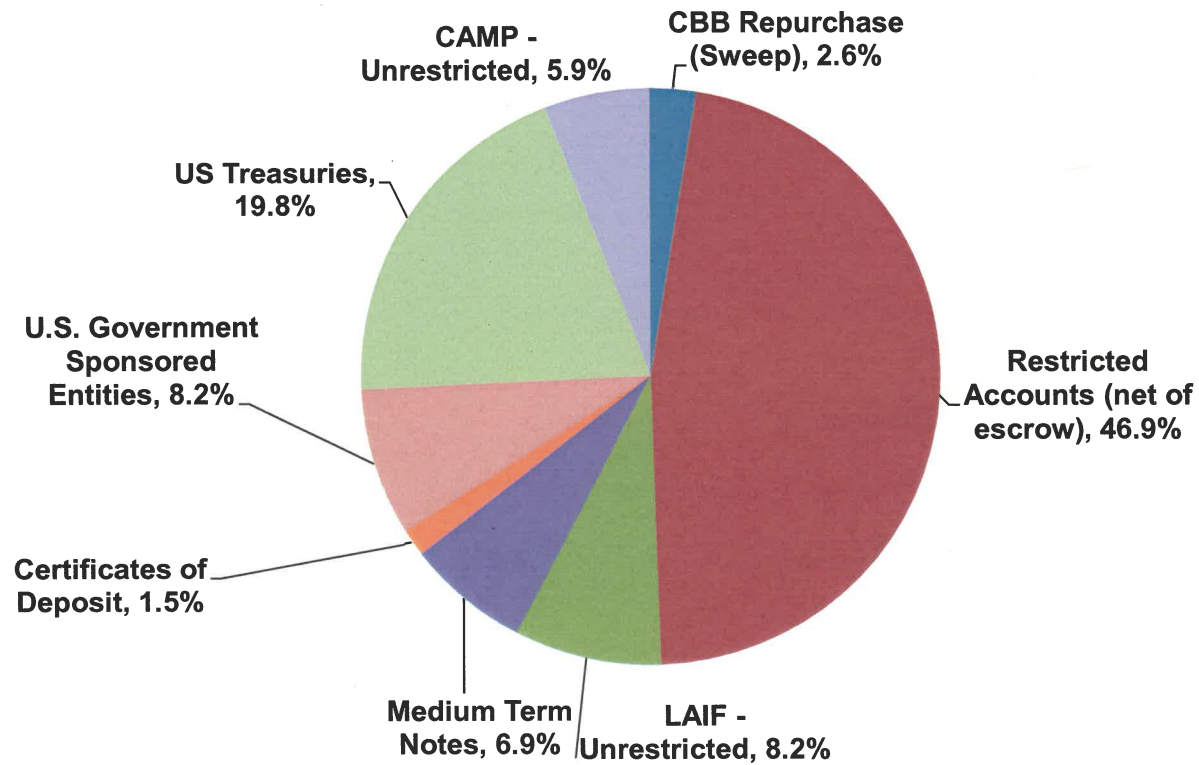
1.856%

Total Agency Directed Deposits

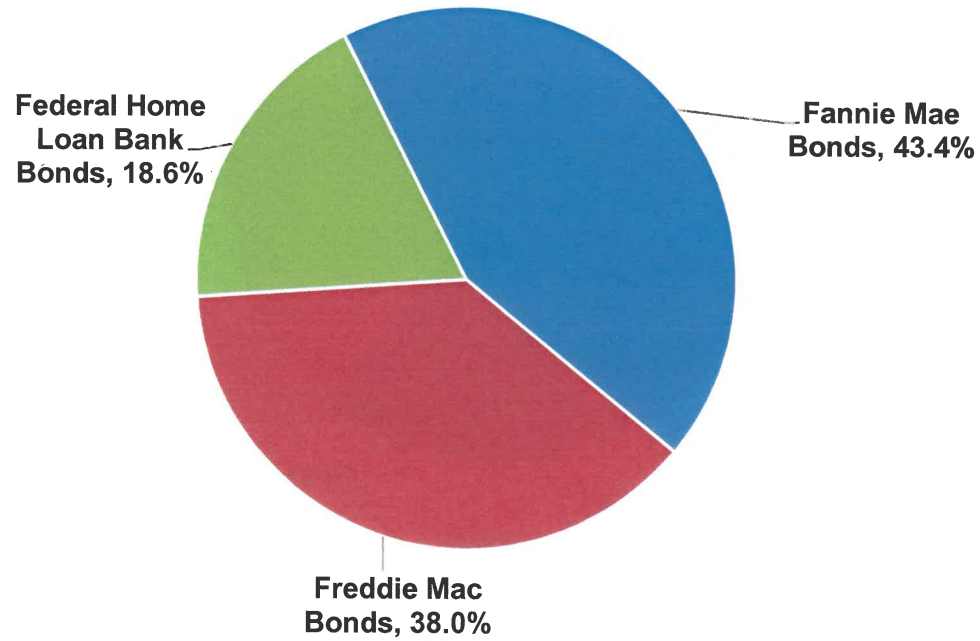
\$254,945,694

*Petty Cash

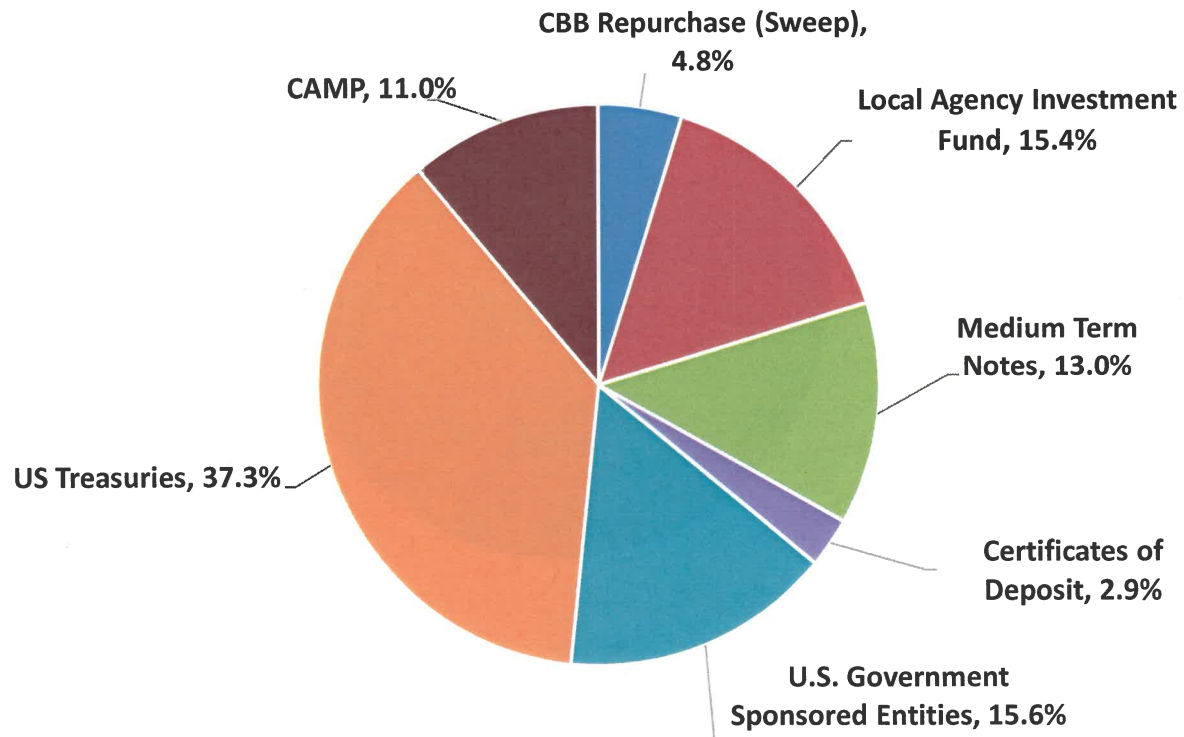
Inland Empire Utilities Agency
Treasurer's Report of Financial Affairs
Month Ended November 30, 2019
Agency Investment Portfolio (Net of Escrow Accounts)
\$254,886,509



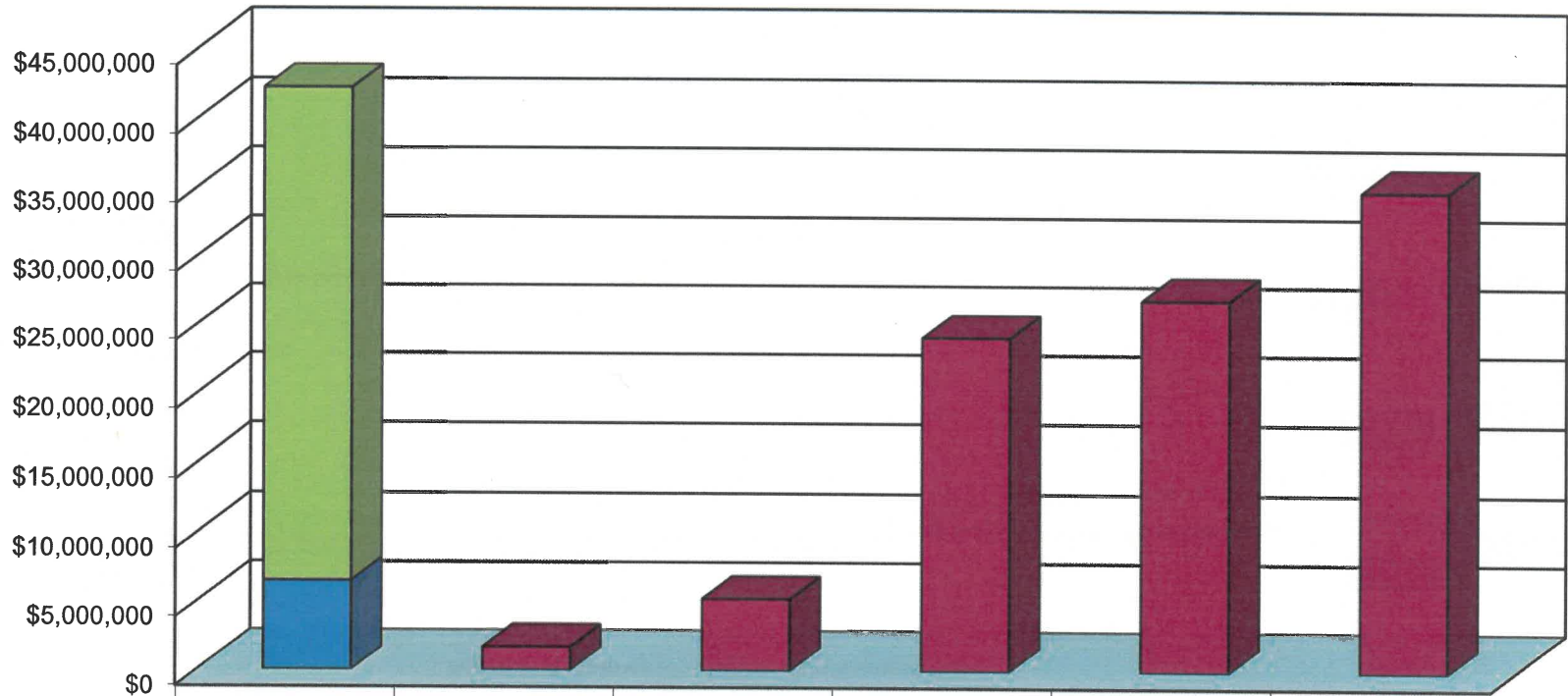
Inland Empire Utilities Agency
Treasurer's Report of Financial Affairs
Month Ended November 30, 2019
U.S. Government Sponsored Entities Portfolio
\$21,056,119



Inland Empire Utilities Agency
Treasurer's Report of Financial Affairs
Month Ended November 30, 2019
Unrestricted Agency Investment Portfolio
\$135,014,508



Inland Empire Utilities Agency
Treasurer's Report of Financial Affairs
 Month Ended November 30, 2019
Agency Investment Portfolio Maturity Distribution (Unrestricted)
\$135,014,508



	0-30 Days	31-180 Days	181-365 Days	366-730 Days	2 to 3 Years	Over 3 Yrs
■ LAIF+CAMP	\$35,710,897					
■ CBB Repurchase (Sweep)	\$6,515,208					
■ GSE+CD+MTN+MUNI		1,688,128	\$5,231,898	\$24,112,027	\$26,895,591	\$34,860,759
□ Percent	31.37%	1.25%	3.88%	17.86%	19.92%	25.72%

Inland Empire Utilities Agency
Treasurer's Report of Financial Affairs
 Month Ended November 30, 2019
 Agency Investment Portfolio Yield Comparison

