



**AGENDA  
SPECIAL MEETING OF THE  
INLAND EMPIRE UTILITIES AGENCY  
BOARD OF DIRECTORS**

**WEDNESDAY, NOVEMBER 21, 2018**

**9:00 A.M.**

**\*\* (PLEASE NOTE THE CHANGE IN TIME) \*\***

**INLAND EMPIRE UTILITIES AGENCY\*  
AGENCY HEADQUARTERS  
BOARD ROOM  
6075 KIMBALL AVENUE, BUILDING A  
CHINO, CALIFORNIA 91708**

**CALL TO ORDER OF THE INLAND EMPIRE UTILITIES AGENCY BOARD OF DIRECTORS MEETING**

**FLAG SALUTE**

**PUBLIC COMMENT**

Members of the public may address the Board on any item that is within the jurisdiction of the Board; however, no action may be taken on any item not appearing on the agenda unless the action is otherwise authorized by Subdivision (b) of Section 54954.2 of the Government Code. Those persons wishing to address the Board on any matter, whether or not it appears on the agenda, are requested to complete and submit to the Board Secretary a "Request to Speak" form which is available on the table in the Board Room. Comments will be limited to three minutes per speaker. Thank you.

**ADDITIONS TO THE AGENDA**

In accordance with Section 54954.2 of the Government Code (Brown Act), additions to the agenda require two-thirds vote of the legislative body, or, if less than two-thirds of the members are present, a unanimous vote of those members present, that there is a need to take immediate action and that the need for action came to the attention of the local agency subsequent to the agenda being posted.

**1. NEW EMPLOYEE INTRODUCTIONS**

- Mr. Siamak Sianpour, Control Systems Analyst I, hired August 27, 2018, Integrated Systems Services Department
- Mr. Trenton Johnson, Electrical & Instrumentation Technician III, hired October 22, 2018, Organics Management Department
- Mr. Scott Sotello, Wastewater Treatment Plant Operator III, hired October 22, 2018, Operations & Maintenance Department

- Mr. James McQueen, Manager of Human Resources, hired November 5, 2018, Human Resources Department
- Ms. Brittany Foust, External Affairs Specialist II, hired November 12, 2018, External Affairs Department
- Mr. Arnold Martinez, Wastewater Treatment Plant Operator III, hired November 12, 2018, Operations & Maintenance Department

## **2. EMPLOYEE PROMOTIONS**

- Mr. Arthur Maldonado, Electrical & Instrumentation Technical IV, promoted October 7, 2018, Operations & Maintenance Department
- Mr. Larry Lucas, Mechanic IV, promoted October 7, 2018, Operations & Maintenance Department

## **3. CONSENT ITEMS**

**NOTICE:** All matters listed under the Consent Calendar are considered to be routine and non-controversial and will be acted upon by the Board by one motion in the form listed below. There will be no separate discussion on these items prior to the time the Board votes unless any Board members, staff or the public requests specific items be discussed and/or removed from the Consent Calendar for separate action.

### **A. MINUTES**

The Board will be asked to approve the minutes from the October 17, 2018 Board Meeting and the November 7, 2018 Board Workshop/Meeting.

### **B. REPORT ON GENERAL DISBURSEMENTS (Fin/Admin)**

Staff recommends that the Board approve the total disbursements for the month of September 2018, in the amount of \$17,136,990.52.

### **C. CLIMATE CHANGE ACTION PLAN**

Staff recommends that the Board adopt the proposed Climate Change Action Plan.

### **D. SAP SUPPORT SERVICE CONTRACTS (Fin/Admin)**

Staff recommends that the Board:

1. Award a three-year fixed-cost contract, beginning on January 1, 2019, with two one-year options, in the amount of \$74,400 annually, to V3iT Consulting to provide routine SAP basis support,
2. Award a three-year time and material contract, beginning on January 1, 2019, with two one-year options in the not-to-exceed amount of \$75,000 to each of these vendors: V3iT Consulting, and Phoenix Business Consulting to provide as-needed SAP support; and
3. Authorize the General Manager to execute the contracts subject to non-substantive changes.

**E. ON CALL ARCHITECTURAL MASTER SERVICES CONTRACT AMENDMENT (Eng/Ops/WR)**

Staff recommends that the Board:

1. Approve a master service contract amendment for Gillis+Panichapan Architects, Inc., for a not-to-exceed amount of \$84,000 with a one-year term extension through November 2019; and
2. Authorize the General Manager to execute the contract subject to non-substantive changes.

**F. A.R.I. COMBINATION AIR AND VACUUM RELIEF VALVE SOLE SOURCE (Eng/Ops/WR)**

Staff recommends that the Board:

1. Adopt a finding pursuant to Public Contract Code 3400(b) that the use of A.R.I. combination air valves: 1) match existing valves on the recycled water lines use; 2) the valves are only available from A.R.I.; and
2. Authorize their procurement as a sole source for future O&M and capital projects for a duration of five years.

**G. RP-1 MECHANICAL RESTORATION AND IMPROVEMENTS CONSULTANT CONTRACT AMENDMENT (Eng/Ops/WR)**

Staff recommends that the Board:

1. Approve a contract amendment for the RP-1 Mechanical Restoration and Improvements, Project No. EN17082, to Stantec Consulting Services, Inc. for the not-to-exceed amount of \$113,400; and
2. Authorize the General Manager to execute the contract amendment, subject to non-substantive changes.

**H. RW SYSTEM CATHODIC PROTECTION IMPROVEMENTS CONSULTANT CONTRACT AMENDMENT (Eng/Ops/WR)(Fin/Admin)**

Staff recommends that the Board:

1. Approve a consultant services contract amendment for the RW System Cathodic Protection Improvements, Project No. EN17080, to Corpro Companies Inc., for the not-to-exceed amount of \$560,670;
2. Approve an increase in budget allocation for FY 2018/19 from the FY 2019/20 budget in the amount of \$195,000; and
3. Authorize the General Manager to execute the contract amendment, subject to non-substantive changes.

I. **RESOLUTION NO. 2018-11-1, APPROVING THE AMENDMENT TO THE AGENCY'S SALARY SCHEDULE/MATRIX FOR ALL EMPLOYEE GROUPS**

Staff recommends that the Board adopt Resolution No. 2018-11-1, approving the amendment to the Agency's Salary Schedule/Matrix for all employee groups.

4. **ACTION ITEM**

A. **RP-5 LIQUIDS TREATMENT EXPANSION PRE-SELECTION OF THE MEMBRANE BIO-REACTOR SYSTEM** *(Eng/Ops/WR)(Fin/Admin)*

Staff recommends that the Board:

1. Award a pre-selection agreement for the Membrane Bio-Reactor System for the RP-5 Liquids Treatment Expansion, Project No. EN19001, to Suez with a \$300,000 stipend for engineering services through design and a guaranteed price to be included in a future successful General Contractor's bid; and
2. Authorize the General Manager to execute the pre-selection agreement, subject to non-substantive changes.

B. **RP-1 1158 RECYCLED WATER PUMP STATION UPGRADES CONSTRUCTION CONTRACT AWARD** *(Eng/Ops/WR)(Fin/Admin)*

Staff recommends that the Board:

1. Award a construction contract for the RP-1 1158 Recycled Water Pump Station Upgrades, Project No. EN14042, to Stanek Constructors, Inc., in the amount of \$4,430,000;
2. Approve a contract amendment to Stantec Consulting Services Inc., for engineering services during construction for the not-to-exceed amount of \$356,000; and
3. Authorize the General Manager to execute the contract and contract amendment, subject to non-substantive changes.

C. **RP-1 DIGESTER 6 AND 7 ROOF REPAIRS CONSTRUCTION CONTRACT AWARD** *(Eng/Ops/WR)*

Staff recommends that the Board:

1. Award a construction contract for the RP-1 Digester 6 and 7 Roof Repairs, Project No. EN17042, to W.A. Rasic Construction, Inc., in the amount of \$1,788,000;
2. Approve a consultant contract amendment for the RP-1 Digester 6 and 7 Roof Repairs, Project No. EN17042, to GHD Inc., for a not-to-exceed amount of \$69,627; and
3. Authorize the General Manager to execute the contracts, subject to non-substantive changes.

5. INFORMATION ITEMS

- A. CAREER MANAGEMENT PROGRAM: TAKING CHARGE (POWERPOINT)
- B. AGENCY DASHBOARD (WRITTEN/POWERPOINT)
- C. ENGINEERING AND CONSTRUCTION MANAGEMENT PROJECT UPDATES (POWERPOINT)
- D. MWD UPDATE (ORAL)
- E. CBWM UPDATE (ORAL)
- F. SAWPA UPDATE (ORAL)

RECEIVE AND FILE INFORMATION ITEMS

- G. TREASURER'S REPORT OF FINANCIAL AFFAIRS (WRITTEN/POWERPOINT)
- H. PUBLIC OUTREACH AND COMMUNICATION (WRITTEN)
- I. LEGISLATIVE REPORT FROM INNOVATIVE FEDERAL STRATEGIES (WRITTEN)
- J. LEGISLATIVE REPORT FROM WEST COAST ADVISORS (WRITTEN)
- K. CALIFORNIA STRATEGIES, LLC MONTHLY ACTIVITY REPORT (WRITTEN)
- L. FEDERAL LEGISLATIVE TRACKING MATRIX (WRITTEN)
- M. 2017/18 LEGISLATIVE WRAP-UP (WRITTEN)
- N. REGIONAL WATER USE EFFICIENCY PROGRAMS ANNUAL REPORT – FY 2017/18 (WRITTEN/POWERPOINT)

6. AGENCY REPRESENTATIVES' REPORTS

- A. SAWPA REPORT (WRITTEN)  
November 20, 2018 Regular Commission meeting.
- B. MWD REPORT (WRITTEN)  
November 6, 2018 Adjourned Board meeting.
- C. REGIONAL SEWERAGE PROGRAM POLICY COMMITTEE REPORT (WRITTEN)  
November 1, 2018 Regional Sewerage Program Policy Committee meeting.

- D. **CHINO BASIN WATERMASTER REPORT (WRITTEN)**  
October 25, 2018 Board meeting.
- E. **CHINO BASIN DESALTER AUTHORITY (WRITTEN)**  
November 1, 2018 Special Board meeting.
- F. **INLAND EMPIRE REGIONAL COMPOSTING AUTHORITY (WRITTEN)**  
November 5, 2018 Board meeting.

7. **GENERAL MANAGER'S REPORT (WRITTEN)**

8. **BOARD OF DIRECTORS' REQUESTED FUTURE AGENDA ITEMS**

9. **DIRECTORS' COMMENTS**

A. **CONFERENCE REPORTS**

This is the time and place for the Members of the Board to report on prescheduled Committee/District Representative Assignment meetings, which were held since the last regular Board meeting, and/or any other items of interest.

10. **CLOSED SESSION**

A. **PURSUANT TO GOVERNMENT CODE SECTION 54956.9(a) – CONFERENCE WITH LEGAL COUNSEL – EXISTING LITIGATION**

- 1. Chino Basin Municipal Water District vs. City of Chino, Case No. RCV51010
- 2. Spicer vs. W.A. Rasic Construction, Case No. CIVDS 1711812

B. **PURSUANT TO GOVERNMENT CODE SECTION 54956.9(d)(2) CONFERENCE WITH LEGAL COUNSEL - ANTICIPATED LITIGATION**

Two Cases

C. **PURSUANT TO GOVERNMENT CODE SECTION 54954.5 – PUBLIC EMPLOYMENT**

- 1. General Manager

11. **ADJOURN**


*\*A Municipal Water District*

In compliance with the Americans with Disabilities Act, if you need special assistance to participate in this meeting, please contact the Board Secretary (909) 993-1736, 48 hours prior to the scheduled meeting so that the Agency can make reasonable arrangements.

### Declaration of Posting

---

I, April Woodruff, Board Secretary/Office Manager of the Inland Empire Utilities Agency\*, A Municipal Water District, hereby certify that a copy of this agenda has been posted by 5:30 p.m. at the Agency's main office, 6075 Kimball Avenue, Building A, Chino, CA on Thursday, November 15, 2018.



April Woodruff

**CONSENT  
CALENDAR  
ITEM**

**3A**





**MINUTES OF THE REGULAR  
MEETING OF  
THE  
INLAND EMPIRE UTILITIES AGENCY  
BOARD OF DIRECTORS**

**WEDNESDAY, OCTOBER 17, 2018  
10:00 A.M.**

**DIRECTORS PRESENT:**

Steven J. Elie, President  
Michael Camacho, Vice President  
Jasmin A. Hall, Secretary/Treasurer  
Paul Hofer  
Kati Parker

**DIRECTORS ABSENT:**

None

**STAFF PRESENT:**

Chris Berch, Executive Manager of Engineering/AGM  
Randy Lee, Executive Manager of Operations/AGM  
Shaun Stone, Acting Executive Manager of Engineering/AGM  
Christina Valencia, Executive Manager of Finance & Administration/AGM  
Joshua Aguilar, Senior Engineer  
Jerry Burke, Deputy Manager of Engineering  
Pietro Cambiaso, Environmental Compliance & Energy Supervisor  
Andrea Carruthers, Senior External Affairs Specialist  
Javier Chagoyen-Lazaro, Manager of Finance and Accounting  
Scott Francis, Wastewater Treatment Plant Operator-in-Training  
Jennifer Hy-Luk, Administrative Assistant I  
Sally Lee, Executive Assistant  
Sylvie Lee, Manager of Planning & Environmental Resources  
Kenneth Monfore, Deputy Manager of Maintenance  
Lisa Morgan-Perales, Senior Water Resources Analyst  
Liza Munoz, Senior Engineer  
Scott Oakden, Deputy Manager of Operations  
Matthew Poeske, Construction Project Manager, P.E.  
John Scherck, Senior Project Manager  
Teresa Velarde, Manager of Internal Audit  
Rocky Welborn, Senior Associate Engineer  
April Woodruff, Board Secretary/Office Manager

**OTHERS PRESENT:**

Marty Cihigoyenetché, JC Law Firm  
David Lamform, National Parks Conservation Association (NPCA)  
John Monsen, National Parks Conservation Association (NPCA)

A regular meeting of the Board of Directors of the Inland Empire Utilities Agency\* was held at the office of the Agency, 6075 Kimball Avenue, Bldg. A, Chino, California on the above date.

President Elie called the meeting to order at 10:01 a.m. and led the Pledge of Allegiance to the flag. A quorum was present.

*(Director Hofer entered the Board meeting room at 10:03 a.m.)*

President Elie stated that members of the public may address the Board. David Lamform, the California Desert Program Director of the National Parks Conservation Association (NPCA) addressed the Board regarding the Cadiz Groundwater Mining Project. Mr. Lamform mentioned that he has been working on conservation in the Mojave Desert and for the past decade has been designating the creation of the largest national monument, the Mojave Trail National Monument, which includes Cadiz and Sacred Springs. Mr. Lamform addressed the issues of the Cadiz EIR by reporting a recently peer-reviewed and published study in the journal, *Hydrology* that disproves the Cadiz EIR claim that extraction will not harm the surface water springs. Mr. Lamform stated the study demonstrates that not only is there a connection to the springs but there is a connection to five springs.

John Monson from NPCA summarized the major findings of the study. First, due to the surface connection to groundwater even one-foot drop in the water table can dry up springs and vegetation. Second, the prior study mentioned contradicts premises made by Cadiz that the project is sustainable and reliable. The study further confirms the original findings of the United States geological survey conducted twenty years ago. Mr. Monson invited the Board to a tour of the area that will be affected.

President Elie asked if there were any changes/additions/deletions to the agenda. There were no changes/additions/deletions to the agenda.

#### **NEW EMPLOYEE INTRODUCTIONS**

- Mr. Scott Francis, Wastewater Treatment Plant Operator-in-Training, hired October 8, 2018, Operations & Maintenance Department

The Board of Directors welcomed Mr. Francis to the IEUA team.

#### **CONSENT ITEMS**

President Elie asked if there were any Board members wishing to pull an item from the Consent Calendar for discussion. There was no one desiring to do so.

Upon motion by Director Camacho, seconded by Director Hofer, and unanimously carried:

#### **M2018-10-2**

MOVED, to approve the Consent Calendar.

- A. The Board approved the minutes from the September 19, 2018 Board Meeting and the October 3, 2018 Board Workshop/Meeting.
- B. The Board approved the total disbursements for the month of August 2018, in the amount of \$19,383,144.08.

Continued...

**M2018-10-2** continued.

C. The Board:

1. Approved Contract No. 4600002632 to Aqua Ben Corporation, establishing a two-year contract for the supply of polymer with options for extensions up to three additional years, for potential contract term for five years; and
2. Authorized the General Manager to execute the contract with potential contract extensions.

D. The Board:

1. Awarded a one-year contract (\$210,000), with two one-year extension options, to ConServ Inc., for the implementation and administration of the Regional Residential Landscape Retrofit Program for a not-to-exceed amount of \$710,000 (three-year contract term); and
2. Authorized the General Manager to execute the contract, subject to non-substantive changes.

E. The Board:

1. Approved Task Order No. 4 with CBWM for Chino Basin Project Evaluation and Conceptual Design Support, for a not-to-exceed amount of \$190,568, under the Master Cost Sharing Agreement; and
2. Authorized the General Manager to execute Task Order No. 4, subject to non-substantive changes.

F. The Board:

1. Awarded a construction contract for the RP-1 PRB and MCC Building Roof and Skylight Replacement, Project No. EN19037, to Best Contracting Services Inc., in the amount of \$343,555; and
2. Authorized the General Manager to execute the contract.

- G. The Board adopted Resolution No. 2018-10-1, approving an amendment to the 2018-21 MOU for the Inland Empire Operators' Association, by adopting a Side Letter of Agreement.

**RESOLUTION 2018-10-1**  
**RESOLUTION OF THE BOARD OF DIRECTORS OF INLAND**  
**EMPIRE UTILITIES AGENCY\*, SAN BERNARDINO COUNTY,**  
**CALIFORNIA, APPROVING AN AMENDMENT TO THE 2018 - 21**  
**MEMORANDUM OF UNDERSTANDING FOR THE INLAND**  
**EMPIRE OPERATORS' ASSOCIATION, BY ADOPTING A SIDE**  
**LETTER OF AGREEMENT (for full text, see Resolution Book)**

Continued...

**M2018-10-2** continued.

H. The Board:

1. Ratified the emergency project approval for the RP-2 Dewatering of Decommissioned Structures in the amount of \$500,000;
2. Approved the budget amendment in the amount of \$500,000 for Project No. EN19019, RO Emergency O&M Projects FY 2018/19; and
3. Authorized the General Manager to approve the emergency task order subject to non-substantive changes and budget augmentation.

I. The Board:

1. Approved a Master Service Contract Task Order with K-VAC for vacuum truck services in the amount of \$123,000;
2. Approved an amendment to Master Service Contract 4600002293 with K-Vac for vacuum truck services in the amount of \$322,670 for a total aggregate not-to-exceed amount of \$466,000; and
3. Authorized the General Manager to execute the task order and contract amendment subject to non-substantive changes.

**ACTION ITEM**

**VIDEO RECORDING AND BROADCASTING OF MEETINGS**

Acting Executive Manager of Engineering/AGM Shaun Stone stated that the item was first presented to the Board at the October 3, 2018 workshop and it was requested to provide additional information. Mr. Stone stated that after further consultation with the Integrated Systems Services Department, they recommend the option of third party hosting, which is lower in cost than in-house hosting. Mr. Stone gave a brief presentation of the proposed location of the video links for the broadcasting of meetings on the IEUA website.

President Elie mentioned the possibility of adding a hyperlink on the IEUA.org homepage for quick access to the videos and broadcasts.

Upon motion by Director Parker, seconded by Director Camacho, and unanimously carried:

**M2018-10-3**

MOVED, to:

1. Select option 2, Third party video hosting – off-site hosting; and
2. Direct staff to implement the video recording of meetings of the Board.

## **INFORMATION ITEMS**

### **ENGINEERING AND CONSTRUCTION MANAGEMENT PROJECT UPDATE**

Deputy Manager of Engineering Jerry Burke gave a PowerPoint presentation on the Engineering and Construction Management project updates. He provided updates on the following projects: EN22002-NRW East End Flowmeter Replacement; EN19027-NRW Pipeline Relining Along Cucamonga Creek; EN19029-RP-4 Outfall Pipeline Air Release Valve Replacement/Relocation; EN19025/EN23002-Force Main Improvements; and EN19010-RP-4 Influent Screen Replacement.

### **MWD UPDATE**

Executive Manager of Engineering/AGM Chris Berch stated that the MWD meeting was routine in nature but noted that the Local Resource Program has adjusted its target to 170,000 acre-feet/year. Currently, the Local Resource Program is at approximately 100,000 acre-feet/ year. and will be looking into investing in other local projects.

### **CBWM UPDATE**

Executive Manager of Engineering/AGM Chris Berch stated that CBWM approved the Recharge Master Plan Update and Task Order, both items have been also recently approved by IEUA. The Storage Framework was completed at last month's meeting. The Storage Framework sets the basis of the Optimal Basin Management Plan (OBMP) update. Mr. Berch noted that CBWM and IEUA are aligned closely with the projects. Mr. Berch also noted that the OBMP objectives tie in with the Prop 1 - Regional Basin Project.

### **SAWPA UPDATE**

Acting Executive Manager of Engineering/AGM Shaun Stone stated that the meeting was routine in nature and noted the only action item was the approval of the MOU with the City of Riverside for the Water Energy Community Action Program (WECAM).

## **THE FOLLOWING INFORMATION ITEMS WERE RECEIVED AND FILED BY THE BOARD:**

### **TREASURER'S REPORT OF FINANCIAL AFFAIRS**

### **PUBLIC OUTREACH AND COMMUNICATION**

### **LEGISLATIVE REPORT FROM INNOVATIVE FEDERAL STRATEGIES**

### **LEGISLATIVE REPORT FROM WEST COAST ADVISORS**

### **CALIFORNIA STRATEGIES, LLC MONTHLY ACTIVITY REPORT**

### **FEDERAL LEGISLATIVE TRACKING MATRIX**

### **STATE LEGISLATIVE TRACKING MATRIX**

### **PLANNING & ENVIRONMENTAL RESOURCES ANNUAL REPORTS**

### **1<sup>ST</sup> QUARTER PLANNING & ENVIRONMENTAL RESOURCES UPDATE**

### **LABORATORY SEMI-ANNUAL UPDATE**

### **SAWPA REPORT**

Director Hall had nothing additional to report.

**MWD REPORT**

Director Camacho stated Ms. Gloria Gray was elected as the next Chairman of the Board of Directors and will start on January 1<sup>st</sup>. Director Camacho wished her all the best and stated that he looks forward to working with her.

**REGIONAL SEWERAGE PROGRAM POLICY COMMITTEE REPORT**

The next meeting is scheduled for November 1, 2018.

**CHINO BASIN WATERMASTER REPORT**

President Elie had nothing additional to report.

**CHINO BASIN DESALTER AUTHORITY REPORT**

Director Hall had nothing additional to report.

**INLAND EMPIRE REGIONAL COMPOSTING AUTHORITY**

The next meeting is scheduled for November 5, 2018.

**GENERAL MANAGER'S REPORT**

There was nothing additional to report.

**BOARD OF DIRECTORS' REQUESTED FUTURE AGENDA ITEMS**

There were no Board requested future agenda items.

**DIRECTORS' COMMENTS**

Director Hofer stated that he went on a tour of the Burrtec Facility, which was previously the Dairy Digester on October 9. Director Hofer stated his appreciation of Mr. Berch for hosting the informative tour.

Director Hall stated she attended the CASA Strategic Planning Seminar on September 23 through September 25 and the Boys & Girls Club of Fontana Mayor's Gala on October 13.

Vice President Camacho stated that he hosted the MWD State Water Project Inspection Tour on October 5 through October 6 and that Joe DiMaggio from the California Water Commission provided information and a tour of the area. He also attended the MWDOC 2018 Water Policy Forum and Dinner on October 11.

President Elie stated he attended the Chino Neighborhood Open House on September 20 and the MWD State Water Project Inspection Tour on October 5 through October 6.

**CLOSED SESSION**

The Board went into Closed Session at 10:34 a.m., A. PURSUANT TO GOVERNMENT CODE SECTION 54956.9(a) – CONFERENCE WITH LEGAL COUNSEL – EXISTING LITIGATION: (1) Chino Basin Municipal Water District vs. City of Chino, Case No. RCV51010

The meeting resumed at 10:44 a.m., and General Counsel Marty Cihigoyenette stated that the below-mentioned matters were discussed in Closed Session, and the Board took the following actions:

Regarding Conference with Legal Counsel – Existing Litigation:

Chino Basin Municipal Water District vs. City of Chino, Case No. RCV51010

The Board took no reportable action.

With no further business, President Elie adjourned the meeting at 10:44 a.m.

---

Jasmin A. Hall, Secretary/Treasurer

**APPROVED: NOVEMBER 21, 2018**



**MINUTES OF THE REGULAR  
MEETING OF  
THE  
INLAND EMPIRE UTILITIES AGENCY  
BOARD OF DIRECTORS**

**WEDNESDAY, NOVEMBER 7, 2018  
10:00 A.M.**

**DIRECTORS PRESENT:**

Steven J. Eie, President  
Michael Camacho, Vice President  
Jasmin A. Hall, Secretary/Treasurer  
Paul Hofer  
Kati Parker

**DIRECTORS ABSENT:**

None

**STAFF PRESENT:**

Halla Razak, General Manager  
Chris Berch, Executive Manager of Engineering/AGM  
Kathy Besser, Executive Manager of External Affairs & Policy Development/AGM  
Randy Lee, Executive Manager of Operations/AGM  
Shaun Stone, Acting Executive Manager of Engineering/AGM  
Javier Chagoyen-Lazaro, Manager of Finance & Accounting  
Tina Cheng, Budget Officer  
Warren Green, Manager of Contracts and Facilities Services  
Jason Gu, Manager of Grants  
Paula Hooven, Senior Financial Analyst  
Elizabeth Hurst, Environmental Resources Planner II  
Jennifer Hy-Luk, Administrative Assistant I  
Sally Lee, Executive Assistant  
Sylvie Lee, Manager of Planning & Environmental Resources  
Alex Lopez, Senior Financial Analyst  
Liza Munoz, Senior Engineer  
Jesse Pompa, Deputy Manager of Grants  
Teresa Velarde, Manager of Internal Audit  
April Woodruff, Board Secretary/Office Manager

**OTHERS PRESENT:**

Jean Cihigoyenette, JC Law Firm  
Laine Carlson, WSC  
Chris Dull, LBG  
Peter Kavounas, CBWM  
Mike Kenny, KES  
Courtney Jones, City of Ontario  
Roger Putty, GEI Consultants



Sarina Sriboonlue, Arcadis  
Jeff Szytel, WSC  
Holly Tichenor, WSC  
Mark Wildermuth, Wildermuth Environmental, Inc.

A regular meeting of the Board of Directors of the Inland Empire Utilities Agency\* was held at the office of the Agency, 6075 Kimball Avenue, Koopman Conference Room - Bldg. B, Chino, California on the above date.

President Elie called the meeting to order at 10:00 a.m. and Vice President Camacho led the pledge of allegiance to the flag. A quorum was present.

President Elie stated that members of the public may address the Board. There was no one desiring to do so.

President Elie asked if there were any changes/additions/deletions to the agenda. There were no changes/additions/deletions to the agenda.

## **WORKSHOP**

### **CHINO BASIN PROJECT WORKSHOP NO. 2**

General Manager Halla Razak stated that this was the second workshop of the Chino Basin Project (CBP) and staff added analyses with the feedback received from the first workshop. Executive Manager of Engineering/AGM Chris Berch gave a brief overview of the key topics from the previous workshop: the Agency's water supply portfolio, challenges with reliability on imported water supply, and the components of the CBP. Mr. Berch reiterated the importance of member agencies collaboration in the CBP and acknowledged that it is a fundamental aspect and it will be a process to work out member agencies' needs and concerns. Mr. Berch stated through feedback received from the Regional Sewerage Technical & Policy Committee meetings, the development of a CBP workgroup will be created. Mr. Berch stated that the CBP workgroup will drive the priorities and activities of CBP and gave an overview of the CBP schedule. Ms. Razak presented the cost and benefits of the CBP and concluded the presentation with the next steps of the CBP.

Discussion ensued about the CBP production cost comparison, increased cost of groundwater with the CBP, the complexity of the project, the importance of the preliminary design report and the member agencies collaboration, the financial aspects of the project, the details of imported water use, the schedule for reports on the budget, the California Water Commission's role in the project, and the shelf life of documents involved in the project.

## **ACTION ITEM**

### **CHINO BASIN PROJECT BUDGET ESTABLISHMENT**

President Elie asked if there were any further questions regarding the CBP budget as the item was discussed during the workshop. There were no further questions.

Upon motion by Director Camacho, seconded by Director Parker and unanimously carried:

#### **M2018-11-1**

MOVED, to establish project number, PL19005, with a project budget of \$6.3M to support the development of the Chino Basin Project.

With no further business, President Elie adjourned the meeting at 11:05 a.m. in memoriam of the 11 victims of the Pittsburgh synagogue shooting and the passing of Utah Mayor, Brent Taylor, who was killed in Afghanistan.

---

Jasmin A. Hall, Secretary/Treasurer

**APPROVED: NOVEMBER 21, 2018**

**CONSENT  
CALENDAR  
ITEM**

**3B**



---

**Date:** November 21, 2018

**To:** The Honorable Board of Directors

**From:** Halla Razak, General Manager

**Committee:** Finance & Administration

HRK

11/14/18

**Executive Contact:** Christina Valencia, Executive Manager of Finance & Administration/AGM

**Subject:** Report on General Disbursements

---

**Executive Summary:**

Total disbursements for the month of September 2018 were \$17,136,990.52. Disbursement activity included check payments of \$5,605,884.20 to vendors and \$49,693.71 for worker's compensation related costs. Electronic payments included Automated Clearing House (ACH) of \$3,119,852.18 and wire transfers (excluding payroll) of \$6,836,558.50. Total payroll was \$1,519,435.57 for employees and \$5,566.36 for the Board of Directors.

---

**Staff's Recommendation:**

Approve the total disbursements for the month of September 2018, in the amount of \$17,136,990.52.

---

**Budget Impact** *Budgeted* (Y/N): N *Amendment* (Y/N): N *Amount for Requested Approval:*

*Account/Project Name:*

*Fiscal Impact* (explain if not budgeted):

Full account coding (internal AP purposes only):

- - -  
- - -

Project No.:

**Prior Board Action:**

None.

---

**Environmental Determination:**

Not Applicable

---

**Business Goal:**

The report on general disbursements is consistent with the Agency's Business Goal of Fiscal Responsibility in providing financial reporting that accounts for general disbursements associated with operating requirements.

---

**Attachments:**

Attachment 1 - Background

Attachment 2 - Details of General Disbursements

---

# Attachment 1 - Background

Subject: Report on General Disbursements

Table 1 summarizes the disbursements detailed in each of the six attachments affixed to this letter. Table 2 lists the disbursements in excess of an aggregated \$500,000 per vendor, and is presented in largest to smallest dollar value.

**Table 1: Disbursement Details**

Attachment	Payment Type	Amount
2A	Vendor Checks	\$ 5,605,884.20
2B	Workers' Comp Checks	\$ 49,693.71
2C	Vendor ACHs	\$ 3,119,852.18
2D	Vendor Wires (excludes Payroll)	\$ 6,836,558.50
2E	Payroll-Net Pay-Directors	\$ 5,566.36
2F	Payroll-Net Pay-Employees	\$ 1,519,435.57
<b>Total Disbursements</b>		<b>\$17,136,990.52</b>

**Table 2: Disbursements in Excess of \$500,000 per Vendor**

Vendor	Amount	Description
MWD	\$ 5,370,140.97	July 2018 Water Purchases
COUNTY SANITATION DISTRICT OF LA COUNTY	\$ 1,499,722.73	18/19 - 1 QTR Wastewater Treatment Surcharge
PARSONS WATER & INFRASTRUCTURE	\$ 741,115.76	EN19001-RP-5 Expansion to 30 mgd / EN19006 - RP5 Bio-Solids Facility - 7/7-8/3/18 Prof Svc's
PERS	\$ 675,136.18	09/18 Health Ins / P/R 19, 20 Def Comp
IRS	\$ 633,279.37	P/R 18, 19: Dir 009 Payroll Taxes
SOUTHERN CALIFORNIA EDISON	\$ 629,843.42	Electricity 7/27/18 - 9/14/18
GENESIS CONSTRUCTION	\$ 609,045.00	PA17006.02 -RP-5 Aeration Diffuser Panel Replacement - 8/18 Pay Est #7
MYERS AND SONS CONSTRUCTION LP	\$ 570,634.57	EN14019 -RP-1 Headworks Primary & Secondary Upgrades - 8/18 Pay Est #9
JF SHEA CONSTRUCTION INC	\$ 515,264.74	EN17110.01 -RP4 Trident Filters Rehabilitation - 7/18 Pay Est 5

# Attachment 2A

## Vendor Checks

Bank	CBB	CITIZENS BUSINESS BANK	ONTARIO CA 917610000
Bank Key	122234149		
Acct number	CHECK	231167641	

Check						
Check number from to	Payment	Pmnt date	Crcy	Amount paid (FC)	Recipient/void reason code	Enca./void
225567	2200093475	09/04/2018	USD	468.72	GRAINGER PALATINE IL	09/10/2018
225568	2200093476	09/04/2018	USD	992.26	O RINGS & THINGS FONTANA CA	09/14/2018
225569	2200093484	09/04/2018	USD	8,229.00	PACIFIC COURIERS INC ORANGE CA	09/07/2018
225570	2200093479	09/04/2018	USD	549.53	PANTHER PROTECTION ORANGE CA	09/10/2018
225571	2200093474	09/04/2018	USD	6,178.19	PETE'S ROAD SERVICE FULLERTON CA	09/11/2018
225572	2200093487	09/04/2018	USD	5,000.00	PRO-CRAFT CONSTRUCTION INC REDLANDS CA	09/07/2018
225573	2200093471	09/04/2018	USD	260.09	RAMONA TIRE & SERVICE CENTERS HEMET CA	09/12/2018
225574	2200093477	09/04/2018	USD	1,047.73	RED WING BUSINESS ADVANTAGE DALLAS TX	09/07/2018
225575	2200093472	09/04/2018	USD	576.51	ROYAL INDUSTRIAL SOLUTIONS LOS ANGELES CA	09/06/2018
225576	2200093488	09/04/2018	USD	36,195.61	SO CALIF EDISON ROSEMEAD CA	09/10/2018
225577	2200093481	09/04/2018	USD	20,979.15	STANTEC CONSULTING INC CHICAGO IL	09/07/2018
225578	2200093489	09/04/2018	USD	20.00	TE, GARY CHINO HILLS CA	09/24/2018
225579	2200093483	09/04/2018	USD	1,500.00	TOTALFUNDS BY HASLER CAROL STREAM IL	09/11/2018
225580	2200093486	09/04/2018	USD	2,942.49	TRANSENE COMPANY INC DANVERS MA	09/12/2018
225581	2200093480	09/04/2018	USD	11,024.42	W A RASIC CONSTRUCTION CO INC LONG BEACH CA	09/07/2018
225582	2200093473	09/04/2018	USD	2,531.73	WEST VALLEY MOSQUITO AND ONTARIO CA	09/07/2018
225583	2200093497	09/04/2018	USD	55.11	SO CALIF GAS MONTEREY PARK CA	09/07/2018
225584	2200093496	09/04/2018	USD	146.54	SPORT PINS INTERNATIONAL INC UPLAND CA	09/10/2018
225585	2200093494	09/04/2018	USD	19,268.18	U S BANK ST LOUIS MO	09/11/2018
225586	2200093492	09/04/2018	USD	2,051.47	U S HEALTHWORKS MEDICAL GROUP LOS ANGELES CA	09/06/2018
225587	2200093491	09/04/2018	USD	8,402.12	VERIZON WIRELESS DALLAS TX	09/10/2018
225588	2200093490	09/04/2018	USD	3,661.25	WASTE MANAGEMENT OF LOS ANGELES CA	09/07/2018
225589	2200093493	09/04/2018	USD	1,653.93	WORLDWIDE EXPRESS ALBANY NY	09/12/2018
225590	2200093495	09/04/2018	USD	1,255.89	YRC PASADENA CA	09/06/2018
225591	2200093518	09/06/2018	USD	330.91	AIRGAS WEST INC PASADENA CA	09/10/2018
225592	2200093558	09/06/2018	USD	351.01	ALITA FOODCRAFT COFFEE LONG BEACH CA	09/11/2018
225593	2200093554	09/06/2018	USD	655.29	AMERICAN PRINTING & PROMOTIONSCHINO CA	09/19/2018
225594	2200093523	09/06/2018	USD	1,416.45	ARIZONA INSTRUMENT LLC CHANDLER AZ	09/11/2018
225595	2200093559	09/06/2018	USD	1,815.59	ASAP INDUSTRIAL SUPPLY FONTANA CA	09/11/2018
225596	2200093567	09/06/2018	USD	17,339.00	BRIGHTVIEW LANDSCAPES LLC ROCKVILLE MD	10/01/2018
225597	2200093592	09/06/2018	USD	34.96	BUCHANAN, JAMES CHINO HILLS CA	09/14/2018
225598	2200093569	09/06/2018	USD	7,325.71	CALIFORNIA WATER TECHNOLOGIES,PASADENA CA	09/10/2018
225599	2200093590	09/06/2018	USD	438.89	CAMACHO, MICHAEL CHINO HILLS CA	09/10/2018
225600	2200093528	09/06/2018	USD	37,636.46	CAROLLO ENGINEERS INC SALT LAKE CITY UT	09/12/2018
225601	2200093543	09/06/2018	USD	804.50	CASC ENGINEERING AND CONSULTINGCOLTON CA	09/12/2018
225602	2200093540	09/06/2018	USD	295.00	CHAMPION FIRE SYSTEMS INC RANCHO CUCAMONGA CA	09/12/2018
225603	2200093510	09/06/2018	USD	13,301.26	CHARLES P CROWLEY CO IRVINDALE CA	09/13/2018
225604	2200093551	09/06/2018	USD	2,269.22	CINTAS CORPORATION LOC#150 PHOENIX AZ	09/14/2018
225605	2200093585	09/06/2018	USD	1,588.58	CITY OF CHINO CHINO CA	09/10/2018
225606	2200093570	09/06/2018	USD	428.03	D & H WATER SYSTEMS INC OCEANSIDE CA	09/11/2018
225607	2200093550	09/06/2018	USD	2,187.48	DETECTION INSTRUMENTS CORP PHOENIX AZ	09/20/2018
225608	2200093583	09/06/2018	USD	400.00	EARTHWORK CALCULATION SERVICESCOSTA MESA CA	09/10/2018
225609	2200093561	09/06/2018	USD	5,653.66	ELECTRO-CHEMICAL DEVICES, INC ANAHEIM CA	09/11/2018
225610	2200093563	09/06/2018	USD	1,550.00	EPI-USE AMERICA INC ATLANTA GA	09/14/2018



Bank		CBB		CITIZENS BUSINESS BANK		ONTARIO CA 917610000	
Bank Key		122234149					
Acct number		CHECK		231167641			
Check							
Check number from to	Payment	Pmnt date	Crcy	Amount paid (FC)	Recipient/void reason code	Enca./void	
225611	2200093512	09/06/2018	USD	1,640.75	FISHER SCIENTIFIC LOS ANGELES CA		09/10/2018
225612	2200093587	09/06/2018	USD	1,013.56	FONTANA WATER COMPANY FONTANA CA		09/12/2018
225613	2200093588	09/06/2018	USD	2,370.35	FRONTIER COMMUNICATIONS CORP CINCINNATI OH		09/13/2018
225614	2200093582	09/06/2018	USD	981.17	GARRATT CALLAHAN COMPANY BURLINGAME CA		09/11/2018
225615	2200093560	09/06/2018	USD	7,000.00	GHD PASADENA CA		09/10/2018
225616	2200093521	09/06/2018	USD	2,081.17	GRAINGER PALATINE IL		09/11/2018
225617	2200093552	09/06/2018	USD	1,111.98	GRISWOLD INDUSTRIES COSTA MESA CA		09/10/2018
225618	2200093513	09/06/2018	USD	274.06	HOME DEPOT CREDIT SERVICES PHOENIX AZ		09/12/2018
225619	2200093581	09/06/2018	USD	2,974.98	HOWDEN ROOTS LLC DALLAS TX		09/11/2018
225620	2200093531	09/06/2018	USD	72.08	INDUSTRIAL SUPPLY COMPANY ONTARIO CA		09/11/2018
225621	2200093541	09/06/2018	USD	300.15	INLAND WATER WORKS SUPPLY CO SAN BERNARDINO CA		09/21/2018
225622	2200093589	09/06/2018	USD	43.64	LAD, ALAN CHINO HILLS CA		09/24/2018
225623	2200093534	09/06/2018	USD	70.00	LIEBERT CASSIDY WHITMORE LOS ANGELES CA		09/12/2018
225624	2200093524	09/06/2018	USD	211.19	MAJESTIC TROPHY CO ONTARIO CA		09/11/2018
225625	2200093556	09/06/2018	USD	115.50	MEYERS NAVE OAKLAND CA		09/11/2018
225626	2200093565	09/06/2018	USD	1,080.00	MICROAGE PHOENIX AZ		09/11/2018
225627	2200093555	09/06/2018	USD	2,841.60	NATIONAL CINEMEDIA LLC DENVER CO		09/12/2018
225628	2200093536	09/06/2018	USD	1,728.31	NAUMANN HORBS MATERIAL HANDLINLOS ANGELES CA		09/13/2018
225629	2200093548	09/06/2018	USD	3,852.92	NIAGARA BOTTLING LLC ONTARIO CA		09/12/2018
225630	2200093591	09/06/2018	USD	35.71	NOH, BRIAN CHINO HILLS CA		09/12/2018
225631	2200093525	09/06/2018	USD	54.95	O RINGS & THINGS FONTANA CA		09/14/2018
225632	2200093511	09/06/2018	USD	7,858.15	OFFICE DEPOT PHOENIX AZ		09/14/2018
225633	2200093520	09/06/2018	USD	606.32	PETE'S ROAD SERVICE FULLERTON CA		09/12/2018
225634	2200093544	09/06/2018	USD	202.20	PONTON INDUSTRIES INC YORBA LINDA CA		09/24/2018
225635	2200093568	09/06/2018	USD	3,000.00	POWER ENGINEERING SERVICES INC BREA CA		09/21/2018
225636	2200093574	09/06/2018	USD	15,722.77	PRIORITY BUILDING SERVICES LLC BREA CA		09/11/2018
225637	2200093535	09/06/2018	USD	9,750.00	PROJECT PARTNERS INC LAGUNA HILLS CA		09/11/2018
225638	2200093537	09/06/2018	USD	2,424.40	PSOMAS LOS ANGELES CA		09/10/2018
225639	2200093579	09/06/2018	USD	803.05	QUINN COMPANY LOS ANGELES CA		09/10/2018
225640	2200093509	09/06/2018	USD	132.71	REM LOCK & KEY ONTARIO CA		09/13/2018
225641	2200093526	09/06/2018	USD	4,030.00	RMS ENGINEERING & DESIGN CORONA DEL MAR CA		09/11/2018
225642	2200093538	09/06/2018	USD	1,264.11	ROSEMOUNT INC CHICAGO IL		09/10/2018
225643	2200093515	09/06/2018	USD	5,121.88	ROYAL INDUSTRIAL SOLUTIONS LOS ANGELES CA		09/10/2018
225644	2200093549	09/06/2018	USD	639.81	RSD LAKE FOREST CA		09/10/2018
225645	2200093584	09/06/2018	USD	799.33	SAFEMAKER.COM INC GRESHAM OR		09/11/2018
225646	2200093533	09/06/2018	USD	4,977.60	SAN BERNARDINO COUNTY SAN BERNARDINO CA		09/17/2018
225647	2200093586	09/06/2018	USD	70,075.65	SO CALIF EDISON ROSEMead CA		09/14/2018
225648	2200093522	09/06/2018	USD	8,742.14	SOUTH COAST AQMD DIAMOND BAR CA		09/17/2018
225649	2200093564	09/06/2018	USD	1,198.00	STAFFING NETWORK LLC CAROL STREAM IL		09/11/2018
225650	2200093576	09/06/2018	USD	453.22	STORETRIEVE LLC PASADENA CA		09/10/2018
225651	2200093532	09/06/2018	USD	2,401.86	TELEDYNE INSTRUMENTS INC CHICAGO IL		09/10/2018
225652	2200093557	09/06/2018	USD	13,252.00	THOMAS HARDER & CO INC ANAHEIM CA		09/12/2018
225653	2200093571	09/06/2018	USD	2,786.50	TRIPEPI SMITH AND ASSOCIATES, IRVINE CA		09/19/2018
225654	2200093517	09/06/2018	USD	493.45	UNDERGROUND SERVICE ALERT/SC CORONA CA		09/13/2018

Bank	CBB	CITIZENS BUSINESS BANK	ONTARIO CA 917610000
Bank Key	122234149		
Acct number	CHECK	231167641	

Check number from to	Payment	Pmnt date	Crcy	Amount paid (FC)	Recipient/void reason code	Enca./void
225655	2200093573	09/06/2018	USD	37,494.00	WALLACE & ASSOCIATES CONSULTINPARK CITY UT	09/12/2018
225656	2200093530	09/06/2018	USD	1,500.00	WATER EDUCATION LA VERNE CA	
225657	2200093597	09/06/2018	USD	49,542.50	GSE CONSTRUCTION COMPANY INC LIVERMORE CA	09/13/2018
225658	2200093642	09/13/2018	USD	285.16	ACCURATE MEASUREMENT SYSTEMS IDANA POINT CA	09/25/2018
225659	2200093631	09/13/2018	USD	124.67	AGILENT TECHNOLOGIES INC LOS ANGELES CA	09/17/2018
225660	2200093620	09/13/2018	USD	405.82	AIRGAS WEST INC PASADENA CA	09/17/2018
225661	2200093653	09/13/2018	USD	691.34	ALTA FOODCRAFT COFFEE LONG BEACH CA	09/18/2018
225662	2200093627	09/13/2018	USD	758.21	AMERICAN COMPRESSOR CO SANTA FE SPRINGS CA	09/18/2018
225663	2200093654	09/13/2018	USD	1,709.39	ASAP INDUSTRIAL SUPPLY FONTANA CA	09/18/2018
225664	2200093656	09/13/2018	USD	65.00	ASCE SOUTHERN SAN JOAQUIN BRABAKERSFIELD CA	10/05/2018
225665	2200093658	09/13/2018	USD	2,747.37	AUTOZONE INC ATLANTA GA	09/18/2018
225666	2200093661	09/13/2018	USD	2,873.36	BERLIN PACKAGING LLC CHICAGO IL	09/17/2018
225667	2200093649	09/13/2018	USD	3,000.00	BIG LEAGUE DREAMS CHINO HILLS CA	09/21/2018
225668	2200093641	09/13/2018	USD	321.51	BOOT BARN INC IRVINE CA	09/18/2018
225669	2200093611	09/13/2018	USD	185.69	BRENNER-FIEDLER & ASSOCIATES ICERRITOS CA	09/18/2018
225670	2200093612	09/13/2018	USD	1,436.94	BROWN AND CALDWELL SAN FRANCISCO CA	09/18/2018
225671	2200093651	09/13/2018	USD	8,000.00	CALIFORNIA STRATEGIES LLC SACRAMENTO CA	09/19/2018
225672	2200093662	09/13/2018	USD	7,934.68	CALIFORNIA WATER TECHNOLOGIES,PASADENA CA	09/17/2018
225673	2200093683	09/13/2018	USD	147.63	CARL H TAYLOR III CRYSTAL RIVER FL	09/19/2018
225674	2200093634	09/13/2018	USD	276,810.51	CAROLLO ENGINEERS INC SALT LAKE CITY UT	09/19/2018
225675	2200093632	09/13/2018	USD	51.00	CHINO CREEK TOASTMASTER CLUB CHINO HILLS CA	
225676	2200093650	09/13/2018	USD	2,968.86	CINTAS CORPORATION LOCH#150 PHOENIX AZ	09/25/2018
225677	2200093640	09/13/2018	USD	1,567.36	CINTAS FIRST AID & SAFETY LOCCINCINNATI OH	09/17/2018
225678	2200093681	09/13/2018	USD	384.00	CITY EMPLOYERS ASSOCIATES LONG BEACH CA	09/18/2018
225679	2200093622	09/13/2018	USD	1,376.00	CITY OF CHINO CHINO CA	09/17/2018
225680	2200093613	09/13/2018	USD	144.02	CITY RENTALS INC ONTARIO CA	09/19/2018
225681	2200093614	09/13/2018	USD	1,743.93	COLE PARMER INSTRUMENT CO CHICAGO IL	09/17/2018
225682	2200093630	09/13/2018	USD	373.25	COMMERCIAL DOOR CO POMONA CA	09/18/2018
225683	2200093657	09/13/2018	USD	35,724.18	CONSERV CONSTRUCTION INC MENIFEE CA	09/17/2018
225684	2200093623	09/13/2018	USD	681.50	CUCAMONGA VALLEY WATER DISTRICRANCHO CUCAMONGA CA	09/19/2018
225685	2200093633	09/13/2018	USD	1,800.00	CUES ATLANTA GA	09/17/2018
225686	2200093691	09/13/2018	USD	300.00	DE LA ROSA, ANGELA RANCHO CUCAMONGA CA	09/25/2018
225687	2200093688	09/13/2018			voided by KMCCHRIS - Wrong Payee	09/24/2018
225688	2200093644	09/13/2018	USD	239.10	DESERT PUMPS AND PARTS INC BELLA VISTA AR	09/18/2018
225689	2200093684	09/13/2018	USD	200.00	DIAZ, LUCIA CHINO HILLS CA	09/17/2018
225690	2200093667	09/13/2018	USD	5,026.93	DORGAN LEGAL SERVICES LLP PASADENA CA	09/18/2018
225691	2200093638	09/13/2018	USD	2,868.83	E Z PARTY RENTALS POMONA CA	09/18/2018
225692	2200093616	09/13/2018	USD	289.73	FISHER SCIENTIFIC LOS ANGELES CA	09/17/2018
225693	2200093680	09/13/2018	USD	100.00	FRANCHISE TAX BOARD SACRAMENTO CA	10/03/2018
225694	2200093677	09/13/2018	USD	2,831.37	FRONTIER COMMUNICATIONS CORP CINCINNATI OH	09/20/2018
225695	2200093673	09/13/2018	USD	12,760.92	GARRATT CALLAHAN COMPANY BURLINGAME CA	09/18/2018
225696	2200093621	09/13/2018	USD	6,551.10	GRAINGER PALATINE IL	09/18/2018
225697	2200093625	09/13/2018	USD	195.00	HI-WAY SAFETY RENTALS INC CHINO CA	09/18/2018
225698	2200093617	09/13/2018	USD	789.13	HOME DEPOT CREDIT SERVICES PHOENIX AZ	09/21/2018



Bank	CBB	CITIZENS BUSINESS BANK	ONTARIO CA 917610000
Bank Key	122234149		
Acct number	CHECK	231167641	

Check						
Check number from to	Payment	Pmnt date	Crcy	Amount paid (FC)	Recipient/void reason code	Enca./void
225743	2200093721	09/13/2018	USD	2,807.00	RMA GROUP RANCHO CUCAMONGA CA	09/20/2018
225744	2200093722	09/13/2018	USD	1,471.66	ROYAL INDUSTRIAL SOLUTIONS LOS ANGELES CA	09/17/2018
225745	2200093726	09/13/2018	USD	85.34	RSD LAKE FOREST CA	09/17/2018
225746	2200093727	09/13/2018	USD	6,747.00	SAN BERNARDINO COUNTY SAN BERNARDINO CA	09/21/2018
225747	2200093729	09/13/2018	USD	1,953.91	SO CALIF GAS MONTEREY PARK CA	09/21/2018
225748	2200093728	09/13/2018	USD	6,292.80	THERMO ELECTRON NORTH AMERICA ATLANTA GA	09/17/2018
225749	2200093724	09/13/2018	USD	12,549.44	TRIMAX SYSTEMS INC BREA CA	09/18/2018
225750	2200093723	09/13/2018	USD	685.00	U S HEALTHWORKS MEDICAL GROUP LOS ANGELES CA	09/17/2018
225751	2200093725	09/13/2018	USD	919.80	WORLDWIDE EXPRESS ALBANY NY	09/19/2018
225752	2200093780	09/20/2018	USD	890.00	ADVANCED CHEMICAL TECHNOLOGY IRANCHO CUCAMONGA CA	09/25/2018
225753	2200093757	09/20/2018	USD	2,476.39	AIRGAS WEST INC PASADENA CA	09/24/2018
225754	2200093797	09/20/2018	USD	3,562.50	ALLISON MECHANICAL, INC. REDLANDS CA	09/25/2018
225755	2200093799	09/20/2018	USD	32,055.00	ALTA PACIFIC BANK TEMECULA CA	09/25/2018
225756	2200093818	09/20/2018	USD	188.02	AMERICAN HERITAGE LIFE INSURANDALLAS TX	09/26/2018
225757	2200093804	09/20/2018	USD	100.00	ARMENDAREZ III, JESUS M FONTANA CA	
225758	2200093783	09/20/2018	USD	207.80	ASAP INDUSTRIAL SUPPLY FONTANA CA	09/25/2018
225759	2200093766	09/20/2018	USD	35.00	ASBCSD HESPERIA CA	10/10/2018
225760	2200093801	09/20/2018	USD	3,969.02	BANNER BANK CARLSBAD CA	09/25/2018
225761	2200093773	09/20/2018	USD	100.00	BOWMAN, JIM W ONTARIO CA	09/27/2018
225762	2200093790	09/20/2018	USD	2,525.68	BRIGHTVIEW LANDSCAPE SERVICES PASADENA CA	09/24/2018
225763	2200093778	09/20/2018	USD	206.00	BURLINGTON SAFETY LAB OF CALIFWESTMINSTER CA	09/24/2018
225764	2200093798	09/20/2018	USD	16,254.10	BUSINESS CARD WILMINGTON DE	09/24/2018
225765	2200093760	09/20/2018	USD	102.00	CALIF WATER ENVIRONMENT ASSOC OAKLAND CA	10/05/2018
225766	2200093792	09/20/2018	USD	22,809.25	CALIFORNIA WATER TECHNOLOGIES, PASADENA CA	09/24/2018
225767	2200093765	09/20/2018	USD	30,338.60	CAROLLO ENGINEERS WALNUT CREEK CA	10/02/2018
225768	2200093764	09/20/2018	USD	255.00	CHINO CREEK TOASTMASTER CLUB CHINO HILLS CA	
225769	2200093768	09/20/2018	USD	78.28	CHINO MFG & REPAIR INC CHINO CA	09/24/2018
225770	2200093784	09/20/2018	USD	10,832.11	CHINO MOWER & ENGINE SERVICE CHINO CA	09/26/2018
225771	2200093775	09/20/2018	USD	2,741.17	CINTAS CORPORATION LOC#150 PHOENIX AZ	09/26/2018
225772	2200093812	09/20/2018	USD	700.07	CITY OF CHINO CHINO CA	09/24/2018
225773	2200093785	09/20/2018	USD	7,219.00	CIVIC PUBLICATIONS INC LA VERNE CA	09/26/2018
225774	2200093820	09/20/2018	USD	347.26	COLONIAL LIFE & ACCIDENT INSURCOLUMBIA SC	09/27/2018
225775	2200093767	09/20/2018	USD	135.00	COUNTY OF SAN BERNARDINO SAN BERNARDINO CA	10/02/2018
225776	2200093754	09/20/2018	USD	1,499,722.73	COUNTY SANITATION DISTRICTS OFWHITTIER CA	09/27/2018
225777	2200093814	09/20/2018	USD	870.45	CUCAMONGA VALLEY WATER DISTRICTLOS ANGELES CA	09/25/2018
225778	2200093759	09/20/2018	USD	40.63	CUCAMONGA VALLEY WATER DISTRICTRANCHO CUCAMONGA CA	09/26/2018
225779	2200093793	09/20/2018	USD	851.05	D & H WATER SYSTEMS INC OCEANSIDE CA	10/01/2018
225780	2200093782	09/20/2018	USD	770.00	DAVID WHEELER'S PEST CONTROL, NORCO CA	09/25/2018
225781	2200093795	09/20/2018	USD	500.00	DEBBY FIGONI BEVERLY HILLS CA	09/27/2018
225782	2200093769	09/20/2018	USD	2,061.00	DUDEK & ASSOCIATES INC ENCINITAS CA	09/25/2018
225783	2200093826	09/20/2018	USD	88.75	DYER, DANIEL CHINO HILLS CA	09/27/2018
225784	2200093786	09/20/2018	USD	11,732.55	ELECTRO-CHEMICAL DEVICES, INC ANAHEIM CA	09/25/2018
225785	2200093788	09/20/2018	USD	195.71	ENVIRONMENTAL SCIENCE ASSOCIATEILK GROVE IL	09/26/2018
225786	2200093824	09/20/2018	USD	2,246.46	FIDELITY SECURITY LIFE INSURANCINCINNATI OH	09/28/2018

Bank		CBB	CITIZENS BUSINESS BANK		ONTARIO CA 917610000	
Bank Key		122234149				
Acct number		CHECK	231167641			
Check						
Check number from to	Payment	Pmnt date	Crcy	Amount paid (FC)	Recipient/void reason code	Enca./void
225787	2200093755	09/20/2018	USD	5,398.69	FISHER SCIENTIFIC LOS ANGELES CA	09/24/2018
225788	2200093817	09/20/2018	USD	3,190.49	FRONTIER COMMUNICATIONS CORP CINCINNATI OH	09/28/2018
225789	2200093805	09/20/2018	USD	800.00	GARDENSOFT CORPORATION THOUSAND OAKS CA	09/24/2018
225790	2200093774	09/20/2018	USD	52,017.92	GEI CONSULTANTS INC BOSTON MA	09/25/2018
225791	2200093758	09/20/2018	USD	9,577.87	GRAINGER PALATINE IL	09/24/2018
225792	2200093796	09/20/2018	USD	76,047.50	GSE CONSTRUCTION COMPANY INC LIVERMORE CA	09/25/2018
225793	2200093808	09/20/2018	USD	20,609.51	GWINCO CONSTRUCTION & ENGINEERONTARIO CA	09/25/2018
225794	2200093756	09/20/2018	USD	1,308.81	HOME DEPOT CREDIT SERVICES PHOENIX AZ	09/26/2018
225795	2200093809	09/20/2018	USD	8,460.55	HOWDEN ROOTS LLC DALLAS TX	09/24/2018
225796	2200093771	09/20/2018	USD	795.00	INLAND EMPIRE MAGAZINE RIVERSIDE CA	09/26/2018
225797	2200093762	09/20/2018	USD	418,062.09	J F SHEA CONSTRUCTION INC WALNUT CA	09/26/2018
225798	2200093810	09/20/2018	USD	451,240.50	KIEWIT INFRASTRUCTURE WEST CO SANTA FE SPRINGS CA	
225799	2200093761	09/20/2018	USD	2,562.71	KONICA MINOLTA BUSINESS SOLUTIONSPASADENA CA	09/24/2018
225800	2200093806	09/20/2018	USD	7,500.00	KRD MANAGEMENT CONSULTING LLC TEMECULA CA	09/24/2018
225801	2200093823	09/20/2018	USD	236.15	LEGALSHIELD ADA OK	09/27/2018
225802	2200093794	09/20/2018	USD	146.00	LITTLE SISTER'S TRUCK WASH, INBONSALL CA	09/25/2018
225803	2200093807	09/20/2018	USD	570,634.57	MYERS AND SONS CONSTRUCTION LPSACRAMENTO CA	09/25/2018
225804	2200093763	09/20/2018	USD	622.42	NAUMANN HOBBS MATERIAL HANDLINLOS ANGELES CA	09/26/2018
225805	2200093802	09/20/2018	USD	3,893.51	NEW MILLENNIUM CONSTRUCTION CHINO HILLS CA	09/24/2018
225806	2200093813	09/20/2018	USD	5,742.86	ONTARIO MUNICIPAL UTILITIES COONTARIO CA	09/24/2018
225807	2200093821	09/20/2018	USD	410.76	PERS LONG TERM CARE PROGRAM PASADENA CA	09/25/2018
225808	2200093777	09/20/2018	USD	629.21	READY REFRESH BY NESTLE LOUISVILLE KY	10/01/2018
225809	2200093776	09/20/2018	USD	100.00	ROGERS, PETER J CHINO HILLS CA	10/09/2018
225810	2200093825	09/20/2018	USD	43.60	SCHERCK, JOHN CHINO HILLS CA	10/01/2018
225811	2200093811	09/20/2018	USD	11,875.00	SCHULER CONSTRUCTORS INC RIVERSIDE CA	09/26/2018
225812	2200093815	09/20/2018	USD	389.06	SO CALIF EDISON ROSEMEAD CA	09/26/2018
225813	2200093789	09/20/2018	USD	3,264.55	STAFFING NETWORK LLC CAROL STREAM IL	09/25/2018
225814	2200093787	09/20/2018	USD	100.00	TIEGS, KATHLEEN ALTA LOMA CA	09/24/2018
225815	2200093770	09/20/2018	USD	2,662.00	U S BANK NA MINNEAPOLIS MN	09/25/2018
225816	2200093781	09/20/2018	USD	100.00	ULLOA, EUNICE M CHINO CA	10/10/2018
225817	2200093779	09/20/2018			voided by DSPRINGE - Check not needed	10/04/2018
225818	2200093816	09/20/2018	USD	457.60	VERIZON BUSINESS ALBANY NY	09/25/2018
225819	2200093800	09/20/2018	USD	100.00	VINCENT, TRISHA LYNN MONICLAIR CA	09/25/2018
225820	2200093803	09/20/2018	USD	91,250.53	VIRAMONTES EXPRESS INC CORONA CA	10/01/2018
225821	2200093819	09/20/2018	USD	2,510.50	WESTERN DENTAL PLAN ORANGE CA	09/27/2018
225822	2200093822	09/20/2018	USD	25.00	WILCO LIFE INSURANCE COMPANY CHARLOTTE NC	10/03/2018
225823	2200093791	09/20/2018	USD	4,275.00	YELLOW JACKET DRILLING SERVICEPHOENIX AZ	09/25/2018
225824	2200093772	09/20/2018	USD	1,014.16	YORK EMPLOYMENT SERVICES INC ONTARIO CA	09/24/2018
225825	2200093828	09/20/2018	USD	97,202.65	J F SHEA CONSTRUCTION INC WALNUT CA	09/27/2018
225826	2200093829	09/20/2018	USD	40,409.55	SWRCB ACCOUNTING OFFICE SACRAMENTO CA	09/28/2018
225827	2200094053	09/27/2018	USD	4,011.00	AGI GENERAL CONTRACTING STANTON CA	10/02/2018
225828	2200093991	09/27/2018	USD	64.15	AGILENT TECHNOLOGIES, INC. CHICAGO IL	10/01/2018
225829	2200093990	09/27/2018	USD	395.44	AGILENT TECHNOLOGIES INC LOS ANGELES CA	10/01/2018
225830	2200093978	09/27/2018	USD	482.71	AIRGAS WEST INC PASADENA CA	10/01/2018

Bank	CBB	CITIZENS BUSINESS BANK	ONTARIO CA 917610000
Bank Key	122234149		
Acct number	CHECK	231167641	

Check							
Check number from to	Payment	Pmnt date	Crcy	Amount paid (FC)	Recipient/void reason code	Enca./void	
225831	2200094071	09/27/2018	USD	538.75	ALONSO, RON CHINO HILLS CA	10/01/2018	
225832	2200094072	09/27/2018	USD	46.84	ARAMBULA, BLANCA CHINO HILLS CA	10/15/2018	
225833	2200094002	09/27/2018	USD	35.00	ASBCSD HESPERIA CA	10/10/2018	
225834	2200093998	09/27/2018	USD	441.20	BLAIR-MARTIN COMPANY INC SIGNAL HILL CA	10/02/2018	
225835	2200093985	09/27/2018	USD	282.85	BLAZE CONE COMPANY PORTLAND OR	10/02/2018	
225836	2200094055	09/27/2018	USD	183.34	BREIG, ANNA VICTORVILLE CA	10/05/2018	
225837	2200094027	09/27/2018	USD	18,041.88	BRIGHTVIEW LANDSCAPE SERVICES PASADENA CA	10/01/2018	
225838	2200094029	09/27/2018	USD	15,181.42	CALIFORNIA WATER TECHNOLOGIES, PASADENA CA	10/01/2018	
225839	2200094069	09/27/2018	USD	147.63	CARL H TAYLOR III CRYSTAL RIVER FL	10/02/2018	
225840	2200093995	09/27/2018	USD	28,592.30	CAROLLO ENGINEERS INC SALT LAKE CITY UT	10/03/2018	
225841	2200093986	09/27/2018	USD	2,475.00	CHINO BASIN WATER CONSERVATIONMONTCCLAIR CA	10/09/2018	
225842	2200093993	09/27/2018	USD	51.00	CHINO CREEK TOASTMASTER CLUB CHINO HILLS CA		
225843	2200094015	09/27/2018	USD	2,818.11	CINTAS CORPORATION LOC#150 PHOENIX AZ	10/09/2018	
225844	2200094004	09/27/2018	USD	1,325.30	CINTAS FIRST AID & SAFETY LOCCINCINNATI OH	10/01/2018	
225845	2200094067	09/27/2018	USD	404.00	CITY EMPLOYEES ASSOCIATES LONG BEACH CA	10/02/2018	
225846	2200093968	09/27/2018	USD	193.15	COLE FARMER INSTRUMENT CO CHICAGO IL	10/01/2018	
225847	2200094018	09/27/2018	USD	760.00	CRB SECURITY SOLUTIONS WESTMINSTER CA	10/03/2018	
225848	2200094045	09/27/2018	USD	7,190.00	CSI SERVICES INC SANTA CLARITA CA	10/04/2018	
225849	2200094073	09/27/2018	USD	198.28	DELGADO, ROBERTO CHINO HILLS CA		
225850	2200094008	09/27/2018	USD	2,583.70	DESERT PUMPS AND PARTS INC BELLA VISTA AR	10/10/2018	
225851	2200094051	09/27/2018	USD	200.00	DKF SOLUTIONS GROUP LLC VALLEJO CA	10/12/2018	
225852	2200094049	09/27/2018	USD	1,579.00	EBIX INC ATLANTA GA	10/04/2018	
225853	2200093994	09/27/2018	USD	123.00	ENVIRONMENTAL CONSULTING & TESSUPERIOR WI	10/05/2018	
225854	2200093970	09/27/2018	USD	6,731.36	FISHER SCIENTIFIC LOS ANGELES CA	10/01/2018	
225855	2200094066	09/27/2018	USD	100.00	FRANCHISE TAX BOARD SACRAMENTO CA	10/10/2018	
225856	2200093984	09/27/2018	USD	437.86	GATOR AUTO GLASS ONTARIO CA	10/03/2018	
225857	2200093983	09/27/2018	USD	1,250.80	GENERAL BOTTLE INC LOS ANGELES CA	10/03/2018	
225858	2200094022	09/27/2018	USD	28,419.12	GHD PASADENA CA	10/01/2018	
225859	2200094040	09/27/2018	USD	2,170.00	GILLIS + PANICHAPAN ARCHITECTSCOSTA MESA CA	10/03/2018	
225860	2200093982	09/27/2018	USD	1,411.98	GRAINGER PALATINE IL	10/02/2018	
225861	2200094058	09/27/2018	USD	499.68	HOBBS, DIANA APPLE VALLEY CA	10/02/2018	
225862	2200093972	09/27/2018	USD	319.24	HOME DEPOT CREDIT SERVICES PHOENIX AZ	10/04/2018	
225863	2200094056	09/27/2018	USD	499.68	HORNE, WILLIAM YUCCA VALLEY CA	10/01/2018	
225864	2200094023	09/27/2018	USD	10,794.72	ICE QUBE INC GREENSBURG PA	10/03/2018	
225865	2200094003	09/27/2018	USD	2,070.00	INDUSTRIAL HEARING & PULMONARYUPLAND CA	10/02/2018	
225866	2200094062	09/27/2018	USD	51.00	INLAND EMPIRE UNITED WAY RANCHO CUCAMONGA CA	10/05/2018	
225867	2200094010	09/27/2018	USD	8,687.92	INNOVATIVE FEDERAL STRATEGIES WASHINGTON DC	10/09/2018	
225868	2200094048	09/27/2018	USD	14,555.34	JWC ENVIRONMENTAL LLC LOS ANGELES CA	10/03/2018	
225869	2200093988	09/27/2018	USD	290.93	KONICA MINOLTA PASADENA CA	10/01/2018	
225870	2200094042	09/27/2018	USD	8,891.18	LAW OFFICE OF KATHY M GANDARA RANCHO CUCAMONGA CA	10/09/2018	
225871	2200094052	09/27/2018	USD	19,585.00	LITTLER MENDELSON PC SAN FRANCISCO CA	10/02/2018	
225872	2200094037	09/27/2018	USD	235.98	MANAGED MOBILE INC PLACENTIA CA	10/03/2018	
225873	2200094020	09/27/2018	USD	5,863.95	MARS ENVIRONMENTAL INC ANAHEIM CA	10/09/2018	
225874	2200094050	09/27/2018	USD	2,362.50	MEANS CONSULTING LLC NEWPORT BEACH CA	10/03/2018	

Inland Empire Util. Agency  
 Chino, CA  
 Company code 1000

Check Register  
 CBB Disbursement Account-September 2018

10/20/2018 / 14:07:10  
 User: CCAMPBELL  
 Page: 8

Bank		CBB		CITIZENS BUSINESS BANK		ONTARIO CA 917610000	
Bank Key		122234149					
Acct number		CHECK		231167641			
Check							
Check number from to	Payment	Pmnt date	Crcy	Amount paid (FC)	Recipient/void reason code	Enca./void	
225875	2200094025	09/27/2018	USD	5,356.56	MICROAGE PHOENIX AZ	10/03/2018	
225876	2200094057	09/27/2018	USD	826.04	MILLER, ELMER L BLUE JAY CA		
225877	2200094043	09/27/2018	USD	2,500.00	MULTIPLIER OAKLAND CA	10/03/2018	
225878	2200094039	09/27/2018	USD	22,662.50	MWH CONSTRUCTORS INC BROOMFIELD CO	10/04/2018	
225879	2200094006	09/27/2018	USD	3,145.06	NAUMANN HOBBS MATERIAL HANDLINLOS ANGELES CA	10/09/2018	
225880	2200093969	09/27/2018	USD	1,117.99	OFFICE DEPOT PHOENIX AZ	10/10/2018	
225881	2200094054	09/27/2018	USD	78.92	ONTARIO MUNICIPAL UTILITIES COONTARIO CA	10/01/2018	
225882	2200094068	09/27/2018	USD	248.50	PATRICK W HUNTER PHELAN CA	10/03/2018	
225883	2200094014	09/27/2018	USD	4,432.26	PATTEN SYSTEMS INC HUNTINGTON BEACH CA	10/02/2018	
225884	2200093980	09/27/2018	USD	240.00	PETE'S ROAD SERVICE FULLERTON CA	10/02/2018	
225885	2200093981	09/27/2018	USD	1,024.27	PETTY CASH EXPENDITURES CHINO CA	10/01/2018	
225886	2200094028	09/27/2018	USD	12,002.50	POWER ENGINEERING SERVICES INCBREA CA		
225887	2200093989	09/27/2018	USD	4,977.77	RAINBOW BOLT & SUPPLY RIVERSIDE CA	10/09/2018	
225888	2200094070	09/27/2018	USD	188.00	REED, RANDALL J CHINO HILLS CA	10/03/2018	
225889	2200094047	09/27/2018	USD	480.00	REIGN INDUSTRIES INC BREA CA	10/02/2018	
225890	2200093973	09/27/2018	USD	6,418.00	RMA GROUP RANCHO CUCAMONGA CA	10/02/2018	
225891	2200093992	09/27/2018	USD	960.00	RMS ENGINEERING & DESIGN CORONA DEL MAR CA	10/02/2018	
225892	2200093974	09/27/2018	USD	4,317.05	ROYAL INDUSTRIAL SOLUTIONS LOS ANGELES CA	10/01/2018	
225893	2200094012	09/27/2018	USD	614.37	RSD LAKE FOREST CA	10/01/2018	
225894	2200094021	09/27/2018	USD	802.74	RUSSELL SIGLER INC LOS ANGELES CA	10/01/2018	
225895	2200094024	09/27/2018	USD	984.62	STAFFING NETWORK LLC CAROL STREAM IL	10/02/2018	
225896	2200093979	09/27/2018	USD	675.75	TELL STEEL INC LONG BEACH CA	10/02/2018	
225897	2200094030	09/27/2018	USD	429.32	THERMO ELECTRON NORTH AMERICA ATLANTA GA	10/03/2018	
225898	2200093997	09/27/2018	USD	20.00	THREE VALLEYS MWD CLAREMONT CA		
225899	2200094019	09/27/2018	USD	206.87	TOTALFUNDS BY HASLER CAROL STREAM IL	10/03/2018	
225900	2200094031	09/27/2018	USD	375.00	TRIPEPI SMITH AND ASSOCIATES, IRVINE CA	10/04/2018	
225901	2200093999	09/27/2018	USD	65.45	U S HOSE INC ONTARIO CA	10/02/2018	
225902	2200094064	09/27/2018	USD	243.33	US DEPARTMENT OF EDUCATION ATLANTA GA	10/10/2018	
225903	2200094041	09/27/2018	USD	499.00	YORKE ENGINEERING LLC SAN JUAN CAPISTRANO CA	10/04/2018	
225904	2200094080	09/27/2018	USD	29.09	O RINGS & THINGS FONTANA CA	10/05/2018	
225905	2200094076	09/27/2018	USD	9,923.67	PERKINELMER HEALTH SCIENCES INCHICAGO IL	10/01/2018	
225906	2200094087	09/27/2018	USD	241.39	QUINN COMPANY LOS ANGELES CA	10/01/2018	
225907	2200094077	09/27/2018	USD	1,051.42	RAMONA TIRE & SERVICE CENTERS HEMET CA	10/04/2018	
225908	2200094075	09/27/2018	USD	85.00	RBM LOCK & KEY ONTARIO CA	10/03/2018	
225909	2200094084	09/27/2018	USD	2,655.50	RMC WATER AND ENVIRONMENT BOSTON MA	10/02/2018	
225910	2200094086	09/27/2018	USD	1,357.65	SNAP GRAPHICS & DESIGN RANCHO CUCAMONGA CA	10/02/2018	
225911	2200094088	09/27/2018	USD	265.87	SO CALIF GAS MONTEREY PARK CA	10/03/2018	
225912	2200094078	09/27/2018	USD	675.00	SOUTHWEST ALARM SERVICE UPLAND CA	10/05/2018	
225913	2200094082	09/27/2018	USD	3,733.54	TELEDYNE INSTRUMENTS INC CHICAGO IL	10/01/2018	
225914	2200094079	09/27/2018	USD	1,521.75	TRANSCAT INC BALTIMORE MD	10/02/2018	
225915	2200094083	09/27/2018	USD	1,083.00	U S HEALTHWORKS MEDICAL GROUP LOS ANGELES CA	10/01/2018	
225916	2200094081	09/27/2018	USD	3,480.96	WASTE MANAGEMENT OF LOS ANGELES CA	10/01/2018	
225917	2200094085	09/27/2018	USD	145.00	YRC PASADENA CA	10/01/2018	
* Payment method Check			USD	5,605,884.20			

Total of all entries

Check Register  
CBB Disbursement Account-September 2018

10/20/2018 / 14:07:10

User: CCAMPBELL

Page: 9

Check number from to	Payment	Pmnt date	Crcy	Amount paid (FC)	Recipient/void reason code	Enca./void
**			USD	5,605,884.20		



## Attachment 2B

# Workers' Comp Checks

Bank		CBB	CITIZENS BUSINESS BANK				ONTARIO CA 917610000	
Bank Key		122234149						
Acct number		WCOMP	231159290					
Checks created manually								
Check number from to	Payment	Pmnt date	Crcy	Amount paid (FC)	Recipient/void reason code			Enca./void
05002	2200094095	09/05/2018	USD	321.44	YORK RISK SERVICES GROUP INC RANCHO CUCAMONGA CA			09/18/2018
05003	2200094096	09/05/2018	USD	311.81	YORK RISK SERVICES GROUP INC RANCHO CUCAMONGA CA			
05004	2200094097	09/05/2018	USD	363.32	YORK RISK SERVICES GROUP INC RANCHO CUCAMONGA CA			09/10/2018
05005	2200094098	09/05/2018	USD	12.13	YORK RISK SERVICES GROUP INC RANCHO CUCAMONGA CA			09/17/2018
05006	2200094099	09/05/2018	USD	12.00	YORK RISK SERVICES GROUP INC RANCHO CUCAMONGA CA			09/12/2018
05007	2200094100	09/12/2018	USD	291.60	YORK RISK SERVICES GROUP INC RANCHO CUCAMONGA CA			09/19/2018
05008	2200094101	09/12/2018	USD	1,181.00	YORK RISK SERVICES GROUP INC RANCHO CUCAMONGA CA			09/19/2018
05009	2200094102	09/12/2018	USD	161.50	YORK RISK SERVICES GROUP INC RANCHO CUCAMONGA CA			09/17/2018
05010	2200094103	09/12/2018	USD	292.75	YORK RISK SERVICES GROUP INC RANCHO CUCAMONGA CA			09/19/2018
05011	2200094104	09/12/2018	USD	45.00	YORK RISK SERVICES GROUP INC RANCHO CUCAMONGA CA			09/18/2018
05012	2200094105	09/12/2018	USD	64.58	YORK RISK SERVICES GROUP INC RANCHO CUCAMONGA CA			09/18/2018
05013	2200094106	09/12/2018	USD	7.98	YORK RISK SERVICES GROUP INC RANCHO CUCAMONGA CA			09/18/2018
05014	2200094107	09/12/2018	USD	10.96	YORK RISK SERVICES GROUP INC RANCHO CUCAMONGA CA			09/18/2018
05015	2200094108	09/12/2018	USD	290.00	YORK RISK SERVICES GROUP INC RANCHO CUCAMONGA CA			09/18/2018
05016	2200094109	09/19/2018	USD	3,726.59	YORK RISK SERVICES GROUP INC RANCHO CUCAMONGA CA			09/24/2018
05017	2200094110	09/19/2018	USD	40.51	YORK RISK SERVICES GROUP INC RANCHO CUCAMONGA CA			09/25/2018
05018	2200094111	09/19/2018	USD	314.25	YORK RISK SERVICES GROUP INC RANCHO CUCAMONGA CA			09/24/2018
05019	2200094112	09/19/2018	USD	501.80	YORK RISK SERVICES GROUP INC RANCHO CUCAMONGA CA			09/24/2018
05020	2200094113	09/19/2018	USD	127.80	YORK RISK SERVICES GROUP INC RANCHO CUCAMONGA CA			09/27/2018
05021	2200094115	09/26/2018	USD	243.13	YORK RISK SERVICES GROUP INC RANCHO CUCAMONGA CA			09/28/2018
05022	2200094116	09/26/2018	USD	4,816.20	YORK RISK SERVICES GROUP INC RANCHO CUCAMONGA CA			
05023	2200094117	09/26/2018	USD	5,250.00	YORK RISK SERVICES GROUP INC RANCHO CUCAMONGA CA			
05024	2200094118	09/26/2018	USD	29,750.00	YORK RISK SERVICES GROUP INC RANCHO CUCAMONGA CA			
05025	2200094119	09/26/2018	USD	48.29	YORK RISK SERVICES GROUP INC RANCHO CUCAMONGA CA			
05026	2200094120	09/26/2018	USD	1,220.27	YORK RISK SERVICES GROUP INC RANCHO CUCAMONGA CA			
05027	2200094121	09/26/2018	USD	288.80	YORK RISK SERVICES GROUP INC RANCHO CUCAMONGA CA			
* Payment method Checks created manually			USD	49,693.71				

Total of all entries

Check Register  
CBB Workers Comp Account-September 2018

10/20/2018 / 14:06:09

User: CCAMPBEL

Page: 2

Check number from to	Payment	Pmnt date	Crcy	Amount paid (FC)	Recipient/void reason code	Enca./void
**			USD	49,693.71		

# Attachment 2C

## Vendor ACHs

Check Payee / Description Amount

ACH	PALM AUTO DETAIL INC 7/18 Carwash Svcs f/Agency Fleet Vehicle 71899-4		4,296.00
	PALM AUTO DETAIL INC	\$	4,296.00
ACH	OLIN CORP RP5-4,952 Gals Sodium Hypochlorite 2539575		2,921.68
	RP5-4,946 Gals Sodium Hypochlorite 2541525		2,918.14
	RP2-1,536 Gals Sodium Hypochlorite 2539074		906.24
	RP5-4,502 Gals Sodium Hypochlorite 2533256		2,656.18
	CCWRP-2,940 Gals Sodium Hypochlorite 2538458		1,734.60
	CCWRP-4,940 Gals Sodium Hypochlorite 2535481		2,914.60
	CCWRP-2,984 Gals Sodium Hypochlorite 2536355		1,760.56
	RP5-4,906 Gals Sodium Hypochlorite 2537083		2,894.54
	CCWRP-3,008 Gals Sodium Hypochlorite 2534054		1,774.72
	CCWRP-2,978 Gals Sodium Hypochlorite 2542886		1,757.02
	RP4-4,970 Gals Sodium Hypochlorite 2534460		2,932.30
	OLIN CORP	\$	25,170.58
ACH	TRIBOLOGIK CORPORATION Oil Analysis 46902		180.00
	TRIBOLOGIK CORPORATION	\$	180.00
ACH	JEREMY HARRIS CONSTRUCTION, IN 7th/8thStBsns-Ldng/Trnsprtng/Dspnsng Silt 3116-C		48,247.65
	JEREMY HARRIS CONSTRUCTION, IN\$		48,247.65
ACH	AQUA BEN CORPORATION RP1-16,100 Lbs Hydrofloc 750A 37727		22,147.87
	RP1-18,400 Lbs Hydrofloc 750A 37700		25,311.85
	DAFT-9,200 Lbs Hydrofloc 748E 37699		8,326.92
	RP2-23,000 Lbs Hydrofloc 748E 37613		20,817.30
	AQUA BEN CORPORATION	\$	76,603.94
ACH	NAPA GENUINE PARTS COMPANY Hurricane Cooler 4584-258960		5,386.42
	New Drain Valve 4584-259029		603.40
	Prm Aw Hyd ISO32 5G Shuttle 4584-258921		282.28
	Drain Valve 4584-259030		279.35
	NAPA GENUINE PARTS COMPANY	\$	6,551.45
ACH	SANTA ANA WATERSHED July 2018 Truck Discharge 9348		1,773.05
	SANTA ANA WATERSHED	\$	1,773.05
ACH	MCMASTER-CARR SUPPLY CO Spring Steel Machine Key Stock 71716059		117.22
	6 V-Belts 71716058		89.87
	MCMASTER-CARR SUPPLY CO	\$	207.09
ACH	CHINO BASIN DESALTER AUTHORITY		

Check	Payee / Description		Amount
	CDA-EN16021.90-IEUA Contrib #13—Proj Cl RSTRCTD CNTRB		43,661.11
	CHINO BASIN DESALTER AUTHORITY\$		43,661.11
ACH	INLAND EMPIRE REGIONAL 7/18 Biosolids	90022576	308,117.04
	INLAND EMPIRE REGIONAL	\$	308,117.04
ACH	HACH COMPANY RP1Mnt-Bottle Washes Lab-Digestion Vials	11086600 11082034	64.32 537.25
	HACH COMPANY	\$	601.57
ACH	OLIN CORP RP5-4,952 Gals Sodium Hypochlorite TP1-4,662 Gals Sodium Hypochlorite RP4-4,818 Gals Sodium Hypochlorite TP1-4,922 Gals Sodium Hypochlorite CCWRP-4,968 Gals Sodium Hypochlorite TP1-4,996 Gals Sodium Hypochlorite TP1-4,902 Gals Sodium Hypochlorite RP4-4,914 Gals Sodium Hypochlorite RP5-4,910 Gals Sodium Hypochlorite TP1-4,944 Gals Sodium Hypochlorite TP1-4,942 Gals Sodium Hypochlorite TP1-4,970 Gals Sodium Hypochlorite CCWRP-3,022 Gals Sodium Hypochlorite RP5-4,894 Gals Sodium Hypochlorite RP4-4,894 Gals Sodium Hypochlorite TP1-4,714 Gals Sodium Hypochlorite TP1-4,982 Gals Sodium Hypochlorite TP1-4,936 Gals Sodium Hypochlorite CCWRP-4,914 Gals Sodium Hypochlorite	2545385 2551421 2550987 2550986 2550587 2550083 2549349 2549348 2549347 2549346 2546090 2546762 2546763 2546764 2545384 2547744 2546765 2545383 2544705	2,921.68 3,906.76 3,729.13 3,809.63 3,845.23 3,866.90 3,794.15 3,803.44 3,800.34 3,826.66 2,915.78 2,932.30 1,782.98 2,887.46 2,887.46 2,781.26 2,939.38 2,912.24 2,899.26
	OLIN CORP	\$	62,242.04
ACH	EPI-USE LABS LLC 8/28/18-8/27/19 HCM Annual Maintenance F INV-US4297		1,909.12
	EPI-USE LABS LLC	\$	1,909.12
ACH	FERREIRA COASTAL CONSTRUCTION EN18019-6/2018 Professional Services	1447-033	10,074.01
	FERREIRA COASTAL CONSTRUCTION	\$	10,074.01
ACH	JC LAW FIRM 7/18 Watermaster 7/18 Regional Contract 7/18 General Legal	00477 00476 00475	5,760.00 180.00 51,555.00
	JC LAW FIRM	\$	57,495.00
ACH	CHEMTRADE CHEMICALS US LLC RP4-10.565 Tons Aluminim Sulfate	92430309	3,433.63
	CHEMTRADE CHEMICALS US LLC	\$	3,433.63

Check	Payee / Description	Amount
ACH	AMAZON BUSINESS Chlorine Pillows, Conductivity Standards 1NFR-DEJW-KPP 165.48 Managing the Wastewater Utility 161Y-4JPP-MFV 90.51 4 - 8.5 X 11 Picture Frames 1FQG-WWFK-6R7 33.99 8 Coleman Portable Coolers 1R7R-C7HM-VPP 558.16 AMAZON BUSINESS \$ 848.14	
ACH	EHS INTERNATIONAL INC 7/2018 Defensive Driver Training 3-17295 15,295.00 EHS INTERNATIONAL INC \$ 15,295.00	
ACH	ELIE, STEVE MlgReim-8/18 Meetings-Elie,S MLG 8/18 82.84 ELIE, STEVE \$ 82.84	
ACH	HALL, JASMIN MlgReim-8/18 Meetings-Hall,J MLG 8/18 86.06 HALL, JASMIN \$ 86.06	
ACH	PARKER, KATI MlgReim-8/18 Meetings-Parker,K MLG 8/18 33.08 PARKER, KATI \$ 33.08	
ACH	RAZAK, HALLA Razak,H-Reim-9/18 GETS Activation Fee 09/18 GETS 10.00 RAZAK, HALLA \$ 10.00	
ACH	ICMA RETIREMENT TRUST 457 P/R 19 9/14 Deferred Comp Ded HR 0072200 19,798.14 ICMA RETIREMENT TRUST 457 \$ 19,798.14	
ACH	LINCOLN NATIONAL LIFE INS CO P/R 19 9/14 Deferred Comp Ded HR 0072200 20,649.58 LINCOLN NATIONAL LIFE INS CO \$ 20,649.58	
ACH	ICMA RETIREMENT TRUST 401 P/R 19 9/14 Exec Deferred Comp Ded HR 0072200 8,039.18 ICMA RETIREMENT TRUST 401 \$ 8,039.18	
ACH	AQUA BEN CORPORATION DAFT-9,200 Lbs Hydrofloc 748E 37758 8,326.92 RP1-18,400 Lbs Hydrofloc 750A 37759 25,311.85 AQUA BEN CORPORATION \$ 33,638.77	
ACH	SANTA ANA WATERSHED July 2018 Service 9354 126,505.12 SANTA ANA WATERSHED \$ 126,505.12	

Check	Payee / Description	Amount
ACH	INGERSOLL RAND COMPANY TP4-Elements, Coolant, Belt, Oil Filter, Air 24536570	760.94
	INGERSOLL RAND COMPANY \$	760.94
ACH	R F MACDONALD RP2 Boiler #1 Troubleshoot Flame Failure 263132	850.00
	R F MACDONALD \$	850.00
ACH	AGRICULTURAL RESOURCES 10/18 Wtr Quality Consult 10/18 WTR QLT	3,500.00
	AGRICULTURAL RESOURCES \$	3,500.00
ACH	SCHNEIDER ELECTRIC SYSTEMS INC Electrodless Conductivity Sensors 93814452	1,627.54
	SCHNEIDER ELECTRIC SYSTEMS INC \$	1,627.54
ACH	PARSONS WATER & INFRASTRUCTURE EN19001/EN19006-7/7-8/3 Prof Svcs 1808A953	741,115.76
	PARSONS WATER & INFRASTRUCTURE \$	741,115.76
ACH	HACH COMPANY RP1Mnt-Amber Bottles w/Caps 11095284 RP1Mnt-Stb;c; STD,Dml KCL Sltn,Orp Sltn,S 11082858	115.05 3,594.11
	HACH COMPANY \$	3,709.16
ACH	NATIONAL CONSTRUCTION RENTALS RP1-8/16/18-9/12/18 Toilet, Handwash 5122681 8/10/18-9/6/18 Potty/Handicap Potty/Sink 5116328	211.55 994.80
	NATIONAL CONSTRUCTION RENTALS \$	1,206.35
ACH	OLIN CORP TP1-4,510 Gals Sodium Hypochlorite 2552869 TP1-4,952 Gals Sodium Hypochlorite 2555252 TP1-5,002 Gals Sodium Hypochlorite 2554254 TP1-5,006 Gals Sodium Hypochlorite 2553537 TP1-4,644 Gals Sodium Hypochlorite 2552873 RP4-4,910 Gals Sodium Hypochlorite 2552872 TP1-4,956 Gals Sodium Hypochlorite 2552870	3,779.38 3,832.85 3,871.55 3,874.64 3,891.67 3,800.34 3,835.94
	OLIN CORP \$	26,886.37
ACH	GK & ASSOCIATES 21-2054-7/18 Prof Svcs 18-066 21-2054-7/18 Prof Svcs 18-065 21-2054-7/18 Prof Svcs 18-064 46-2054-7/18 Prof Svcs 18-067 21-2054-7/18 Prof Svcs 18-063	11,560.00 25,088.00 9,520.00 8,228.00 21,504.00
	GK & ASSOCIATES \$	75,900.00
ACH	DAVE'S PLUMBING	



Check	Payee / Description	Amount
	4 Water Softeners Removal 9/6/18	5197 980.00
	DAVE'S PLUMBING	\$ 980.00
ACH	CHEMTRADE CHEMICALS US LLC	
	RP1-11.244 Tons Aluminim Sulfate	92440819 3,654.30
	RP1-10.813 Tons Aluminim Sulfate	92446147 3,514.23
	CHEMTRADE CHEMICALS US LLC	\$ 7,168.53
ACH	AMAZON BUSINESS	
	Epoxy Submersible Pump	1W91-4XYF-PPQ 76.75
	4 Anti Fatigue Comfort Mats	1HYX-TD43-3MC 132.92
	AMAZON BUSINESS	\$ 209.67
ACH	AMERICAN OFFICE PROFESSIONALS	
	Service Ricoh Aficio	1685 89.95
	AMERICAN OFFICE PROFESSIONALS	\$ 89.95
ACH	EHS INTERNATIONAL INC	
	8/2018 Defensive Driver Training	3-17384 8,350.00
	EHS INTERNATIONAL INC	\$ 8,350.00
ACH	SHELL ENERGY NORTH AMERICA LP	
	7/18 Gas Cmmdty-Core,5/18 Adj	1100002880307 1,609.23
	SHELL ENERGY NORTH AMERICA LP	\$ 1,609.23
ACH	SOLAR STAR CALIFORNIA V LLC	
	CCWRP/TP/RWPS-7/1-7/31 14950 Telephone A	M0613-2187016 12,817.30
	RP1-7/1-7/31 2450 Phila St	M0615-2187018 12,887.92
	RP5/TP5/HQA/B-7/1-7/31 6075 Kimball Ave	M0614-2187017 22,888.61
	SOLAR STAR CALIFORNIA V LLC	\$ 48,593.83
ACH	IEUA EMPLOYEES' ASSOCIATION	
	P/R DIR 9 9/14 Employee Ded	HR 0072300 12.00
	P/R 19 9/14 Employee Ded	HR 0072200 207.00
	IEUA EMPLOYEES' ASSOCIATION	\$ 219.00
ACH	IEUA SUPERVISORS UNION ASSOCIA	
	P/R 19 9/14 Employee Ded	HR 0072200 330.00
	IEUA SUPERVISORS UNION ASSOCIA	\$ 330.00
ACH	IEUA GENERAL EMPLOYEES ASSOCIA	
	P/R 19 9/14 Employee Ded	HR 0072200 1,106.60
	IEUA GENERAL EMPLOYEES ASSOCIA	\$ 1,106.60
ACH	IEUA PROFESSIONAL EMPLOYEES AS	
	P/R 19 9/14 Employee Ded	HR 0072200 490.00
	IEUA PROFESSIONAL EMPLOYEES AS	\$ 490.00

Check	Payee / Description	Amount
ACH	DISCOVERY BENEFITS INC P/R 19 9/14 Cafeteria Plan	HR 0072200 3,519.58
	DISCOVERY BENEFITS INC	\$ 3,519.58
ACH	AQUA BEN CORPORATION RP2-23,000 Lbs Hydrofloc 748E	37785 20,817.30
	RP1-25,300 Lbs Hydrofloc 750A	37817 34,803.80
	RP1-16,100 Lbs Hydrofloc 750A	37789 22,147.87
	DAFT-11,500 Lbs Hydrofloc 748E	37788 10,408.65
	AQUA BEN CORPORATION	\$ 88,177.62
ACH	NAPA GENUINE PARTS COMPANY Radiator Cap	4584-260104 7.10
	6 Mac Ddry Graphite Lub	4584-259893 56.18
	NAPA GENUINE PARTS COMPANY	\$ 63.28
ACH	GENESIS CONSTRUCTION PA17006.02-8/18 Pay Est 7	PE 7-PA17006. 609,045.00
	GENESIS CONSTRUCTION	\$ 609,045.00
ACH	MCMASTER-CARR SUPPLY CO Steel Pipe Nipples	73322876 99.45
	Cable Pull Emergency Stop Switch Accesso	73332770 310.45
	Cable Pull Emergency Stop Switch	73238026 505.10
	3 V-Belt Pulleys	72937169 120.71
	Flowmeters, Strut Channel Connector	72953349 957.51
	MCMASTER-CARR SUPPLY CO	\$ 1,993.22
ACH	HACH COMPANY RP4Ops-Ammonia/TNT+/LR,Nitrate/TNT+/LR,N	11106452 1,297.18
	HACH COMPANY	\$ 1,297.18
ACH	KVAC ENVIRONMENTAL SERVICES IN RP4-7/24,7/31 Vac Pump/Transport Lqd Wst	KS1807198 9,772.50
	RP1Mnt-Job Cancellation Fee	KS1808218 500.00
	KVAC ENVIRONMENTAL SERVICES IN\$	10,272.50
ACH	DOWNS ENERGY RP2-458.5 Gals Red Dyed Diesel Fuel	0238649-IN 1,380.71
	DOWNS ENERGY	\$ 1,380.71
ACH	ARCADIS U.S., INC. WR18028-7/2018 Professional Services	0924940 19,387.62
	ARCADIS U.S., INC.	\$ 19,387.62
ACH	FERREIRA COASTAL CONSTRUCTION WR15021-8/18 Pay Est 3	PE 3-WR15021 90,898.56
	FERREIRA COASTAL CONSTRUCTION	\$ 90,898.56

Check	Payee / Description	Amount
ACH	DAVIS BARBER PRODUCTIONS INC EN13001-Videography, Photography, Editing 00072	2,006.84
	DAVIS BARBER PRODUCTIONS INC \$	2,006.84
ACH	KEMP BROS CONSTRUCTION INC EN15008-8/18 Pay Est 24 PE 24-EN15008	75,411.41
	KEMP BROS CONSTRUCTION INC \$	75,411.41
ACH	AMAZON BUSINESS Acrylic 5 Sided Display Case 1CC4-9M1Q-NFN 49.99 3 Killer Filters 1PHQ-H6QM-WWY 141.61 Camera Tripod, Gadget Bag 1H1C-WNV3-JVW 92.92 2 Check Valves 1Y7G-FRW4-KD3 147.70 2 PowerGrip Belts—Returned 1LP1-Q1X7-XXH 366.66- 1 Wireless Remote Control—Returned 19KL-RL7Y-34J 37.95- 1 Wireless Remote Control—Returned 11WT-KYF4-V76 3.67- 2 PowerGrip Belts 1H6F-KVHP-X7M 366.66 1 Wireless Remote Control 1CC4-9M1Q-KXJ 44.95	
	AMAZON BUSINESS \$	435.55
ACH	CDM CONSTRUCTORS INC EN13016.04-8/18 Pay Est 11 PE 11-EN13016 33,124.60 EN13016.03-8/18 Pay Est 7 PE 7-EN13016. 155,118.85	
	CDM CONSTRUCTORS INC \$	188,243.45
ACH	PREFERRED BENEFIT INSURANCE 8/18 Agency Dental Plan EIA25278 16,831.20	
	PREFERRED BENEFIT INSURANCE \$	16,831.20
ACH	DISCOVERY BENEFITS INC August 2018 Admin Fees 0000907306-IN 190.00	
	DISCOVERY BENEFITS INC \$	190.00
ACH	ESTRADA, JIMMIE J Reim Monthly Health Prem HEALTH PREM 499.68	
	ESTRADA, JIMMIE J \$	499.68
ACH	LICHTI, ALICE Reim Monthly Health Prem HEALTH PREM 183.34	
	LICHTI, ALICE \$	183.34
ACH	MORASSE, EDNA Reim Monthly Health Prem HEALTH PREM 183.34	
	MORASSE, EDNA \$	183.34
ACH	NOWAK, THEO T Reim Monthly Health Prem HEALTH PREM 499.68	
	NOWAK, THEO T \$	499.68

Check	Payee / Description		Amount
ACH	SONNENBURG, ILSE Reim Monthly Health Prem	HEALTH PREM	183.34
	SONNENBURG, ILSE	\$	183.34
ACH	DYKSTRA, BETTY Reim Monthly Health Prem	HEALTH PREM	183.34
	DYKSTRA, BETTY	\$	183.34
ACH	TORRES, ROBERT G Reim Monthly Health Prem	HEALTH PREM	183.34
	TORRES, ROBERT G	\$	183.34
ACH	MUELLER, CAROLYN Reim Monthly Health Prem	HEALTH PREM	183.34
	MUELLER, CAROLYN	\$	183.34
ACH	GRIFFIN, GEORGE Reim Monthly Health Prem	HEALTH PREM	183.34
	GRIFFIN, GEORGE	\$	183.34
ACH	CANADA, ANGELA Reim Monthly Health Prem	HEALTH PREM	183.34
	CANADA, ANGELA	\$	183.34
ACH	CUPERSMITH, LEIZAR Reim Monthly Health Prem	HEALTH PREM	183.34
	CUPERSMITH, LEIZAR	\$	183.34
ACH	DELGADO-ORAMAS JR, JOSE Reim Monthly Health Prem	HEALTH PREM	316.34
	DELGADO-ORAMAS JR, JOSE	\$	316.34
ACH	GRANGER, BRANDON Reim Monthly Health Prem	HEALTH PREM	158.17
	GRANGER, BRANDON	\$	158.17
ACH	GADDY, CHARLES L Reim Monthly Health Prem	HEALTH PREM	158.17
	GADDY, CHARLES L	\$	158.17
ACH	BAKER, CHRIS Reim Monthly Health Prem	HEALTH PREM	25.17
	BAKER, CHRIS	\$	25.17
ACH	WEBB, DANNY C Reim Monthly Health Prem	HEALTH PREM	133.00
	WEBB, DANNY C	\$	133.00

Check	Payee / Description	Amount
-------	---------------------	--------

ACH	HUMPHREYS, DEBORAH E Reim Monthly Health Prem	HEALTH PREM 158.17
	HUMPHREYS, DEBORAH E	\$ 158.17
ACH	MOUAT, FREDERICK W Reim Monthly Health Prem	HEALTH PREM 158.17
	MOUAT, FREDERICK W	\$ 158.17
ACH	MORGAN, GARTH W Reim Monthly Health Prem	HEALTH PREM 133.00
	MORGAN, GARTH W	\$ 133.00
ACH	ALLINGHAM, JACK Reim Monthly Health Prem	HEALTH PREM 25.17
	ALLINGHAM, JACK	\$ 25.17
ACH	MAZUR, JOHN Reim Monthly Health Prem	HEALTH PREM 491.57
	MAZUR, JOHN	\$ 491.57
ACH	RUDDER, LARRY Reim Monthly Health Prem	HEALTH PREM 25.17
	RUDDER, LARRY	\$ 25.17
ACH	HAMILTON, MARIA Reim Monthly Health Prem	HEALTH PREM 133.00
	HAMILTON, MARIA	\$ 133.00
ACH	PICENO, TONY Reim Monthly Health Prem	HEALTH PREM 183.34
	PICENO, TONY	\$ 183.34
ACH	RAMOS, CAROL Reim Monthly Health Prem	HEALTH PREM 25.17
	RAMOS, CAROL	\$ 25.17
ACH	FISHER, JAY Reim Monthly Health Prem	HEALTH PREM 133.00
	FISHER, JAY	\$ 133.00
ACH	KING, PATRICK Reim Monthly Health Prem	HEALTH PREM 25.17
	KING, PATRICK	\$ 25.17
ACH	HOWARD, ROBERT JAMES Reim Monthly Health Prem	HEALTH PREM 25.17

Check	Payee / Description	Amount
	HOWARD, ROBERT JAMES	\$ 25.17
ACH	DIETZ, JUDY Reim Monthly Health Prem	HEALTH PREM 133.00
	DIETZ, JUDY	\$ 133.00
ACH	DAVIS, GEORGE Reim Monthly Health Prem	HEALTH PREM 25.17
	DAVIS, GEORGE	\$ 25.17
ACH	MONZAVI, TAGHI Reim Monthly Health Prem	HEALTH PREM 25.17
	MONZAVI, TAGHI	\$ 25.17
ACH	PETERSEN, KENNETH Reim Monthly Health Prem	HEALTH PREM 183.34
	PETERSEN, KENNETH	\$ 183.34
ACH	TRAUTERMAN, HELEN Reim Monthly Health Prem	HEALTH PREM 183.34
	TRAUTERMAN, HELEN	\$ 183.34
ACH	TIEGS, KATHLEEN Reim Monthly Health Prem	HEALTH PREM 959.04
	TIEGS, KATHLEEN	\$ 959.04
ACH	DIGGS, GEORGE Reim Monthly Health Prem	HEALTH PREM 499.68
	DIGGS, GEORGE	\$ 499.68
ACH	HAYES, KENNETH Reim Monthly Health Prem	HEALTH PREM 499.68
	HAYES, KENNETH	\$ 499.68
ACH	HUNTON, STEVE Reim Monthly Health Prem	HEALTH PREM 158.17
	HUNTON, STEVE	\$ 158.17
ACH	RODRIGUEZ, LOUIS Reim Monthly Health Prem	HEALTH PREM 158.17
	RODRIGUEZ, LOUIS	\$ 158.17
ACH	VARBEL, VAN Reim Monthly Health Prem	HEALTH PREM 642.70
	VARBEL, VAN	\$ 642.70
ACH	CLIFTON, NEIL Reim Monthly Health Prem	HEALTH PREM 509.70

Check	Payee / Description	Amount
	CLIFTON, NEIL	\$ 509.70
ACH	DELGADO, FRANCOIS Reim Monthly Health Prem	HEALTH PREM 133.00
	DELGADO, FRANCOIS	\$ 133.00
ACH	WELLMAN, JOHN THOMAS Reim Monthly Health Prem	HEALTH PREM 642.70
	WELLMAN, JOHN THOMAS	\$ 642.70
ACH	SPEARS, SUSAN Reim Monthly Health Prem	HEALTH PREM 25.17
	SPEARS, SUSAN	\$ 25.17
ACH	TROXEL, WYATT Reim Monthly Health Prem	HEALTH PREM 183.34
	TROXEL, WYATT	\$ 183.34
ACH	CORLEY, WILLIAM Reim Monthly Health Prem	HEALTH PREM 491.57
	CORLEY, WILLIAM	\$ 491.57
ACH	CALLAHAN, CHARLES Reim Monthly Health Prem	HEALTH PREM 345.53
	CALLAHAN, CHARLES	\$ 345.53
ACH	LESNIAKOWSKI, NORBERT Reim Monthly Health Prem	HEALTH PREM 183.34
	LESNIAKOWSKI, NORBERT	\$ 183.34
ACH	VER STEEG, ALLEN J Reim Monthly Health Prem	HEALTH PREM 478.53
	VER STEEG, ALLEN J	\$ 478.53
ACH	HACKNEY, GARY Reim Monthly Health Prem	HEALTH PREM 479.52
	HACKNEY, GARY	\$ 479.52
ACH	CAREL, LARRY Reim Monthly Health Prem	HEALTH PREM 25.17
	CAREL, LARRY	\$ 25.17
ACH	TOL, HAROLD Reim Monthly Health Prem	HEALTH PREM 183.34
	TOL, HAROLD	\$ 183.34
ACH	BANKSTON, GARY	

Check	Payee / Description	Amount
	Reim Monthly Health Prem	HEALTH PREM 533.80
	BANKSTON, GARY	\$ 533.80
ACH	ATWATER, RICHARD Reim Monthly Health Prem	HEALTH PREM 133.00
	ATWATER, RICHARD	\$ 133.00
ACH	FIESTA, PATRICIA Reim Monthly Health Prem	HEALTH PREM 491.57
	FIESTA, PATRICIA	\$ 491.57
ACH	DIGGS, JANET Reim Monthly Health Prem	HEALTH PREM 632.68
	DIGGS, JANET	\$ 632.68
ACH	CARAZA, TERESA Reim Monthly Health Prem	HEALTH PREM 188.35
	CARAZA, TERESA	\$ 188.35
ACH	ANDERSON, JOHN Reim Monthly Health Prem	HEALTH PREM 499.68
	ANDERSON, JOHN	\$ 499.68
ACH	SANTA CRUZ, JACQUELYN Reim Monthly Health Prem	HEALTH PREM 866.84
	SANTA CRUZ, JACQUELYN	\$ 866.84
ACH	HECK, ROSELYN Reim Monthly Health Prem	HEALTH PREM 25.17
	HECK, ROSELYN	\$ 25.17
ACH	SOPICKI, LEO Reim Monthly Health Prem	HEALTH PREM 316.34
	SOPICKI, LEO	\$ 316.34
ACH	GOSE, ROSEMARY Reim Monthly Health Prem	HEALTH PREM 133.00
	GOSE, ROSEMARY	\$ 133.00
ACH	KEHL, BARRETT Reim Monthly Health Prem	HEALTH PREM 133.00
	KEHL, BARRETT	\$ 133.00
ACH	RITCHIE, JANN Reim Monthly Health Prem	HEALTH PREM 133.00
	RITCHIE, JANN	\$ 133.00



Check	Payee / Description	Amount
ACH	LONG, ROCKWELL DEE Reim Monthly Health Prem	HEALTH PREM 509.70
	LONG, ROCKWELL DEE	\$ 509.70
ACH	FATTAHI, MIR Reim Monthly Health Prem	HEALTH PREM 133.00
	FATTAHI, MIR	\$ 133.00
ACH	VERGARA, FLORENTINO Reim Monthly Health Prem	HEALTH PREM 316.34
	VERGARA, FLORENTINO	\$ 316.34
ACH	ROGERS, SHIRLEY Reim Monthly Health Prem	HEALTH PREM 183.34
	ROGERS, SHIRLEY	\$ 183.34
ACH	WALL, DAVID Reim Monthly Health Prem	HEALTH PREM 321.35
	WALL, DAVID	\$ 321.35
ACH	CHUNG, MICHAEL Reim Monthly Health Prem	HEALTH PREM 158.17
	CHUNG, MICHAEL	\$ 158.17
ACH	ADAMS, PAMELA Reim Monthly Health Prem	HEALTH PREM 183.34
	ADAMS, PAMELA	\$ 183.34
ACH	BLASINGAME, MARY Reim Monthly Health Prem	HEALTH PREM 509.70
	BLASINGAME, MARY	\$ 509.70
ACH	ANDERSON, KENNETH Reim Monthly Health Prem	HEALTH PREM 158.17
	ANDERSON, KENNETH	\$ 158.17
ACH	MOE, JAMES Reim Monthly Health Prem	HEALTH PREM 25.17
	MOE, JAMES	\$ 25.17
ACH	POLACEK, KEVIN Reim Monthly Health Prem	HEALTH PREM 835.51
	POLACEK, KEVIN	\$ 835.51
ACH	ELROD, SONDR Reim Monthly Health Prem	HEALTH PREM 321.35
	ELROD, SONDR	\$ 321.35

Check	Payee / Description	Amount
ACH	FRAZIER, JACK Reim Monthly Health Prem	HEALTH PREM 200.40
	FRAZIER, JACK	\$ 200.40
ACH	HOAK, JAMES Reim Monthly Health Prem	HEALTH PREM 133.00
	HOAK, JAMES	\$ 133.00
ACH	DEZHAM, PARIVASH Reim Monthly Health Prem	HEALTH PREM 200.40
	DEZHAM, PARIVASH	\$ 200.40
ACH	FOLEY III, DANIEL J. Reim Monthly Health Prem	HEALTH PREM 188.35
	FOLEY III, DANIEL J.	\$ 188.35
ACH	CLEVELAND, JAMES Reim Monthly Health Prem	HEALTH PREM 133.00
	CLEVELAND, JAMES	\$ 133.00
ACH	LANGNER, CAMERON Reim Monthly Health Prem	HEALTH PREM 666.86
	LANGNER, CAMERON	\$ 666.86
ACH	HAMILTON, LEANNE Reim Monthly Health Prem	HEALTH PREM 188.35
	HAMILTON, LEANNE	\$ 188.35
ACH	HOOSHMAND, RAY Reim Monthly Health Prem	HEALTH PREM 133.00
	HOOSHMAND, RAY	\$ 133.00
ACH	SCHLAPKOHL, JACK Reim Monthly Health Prem	HEALTH PREM 133.00
	SCHLAPKOHL, JACK	\$ 133.00
ACH	POOLE, PHILLIP Reim Monthly Health Prem	HEALTH PREM 188.35
	POOLE, PHILLIP	\$ 188.35
ACH	ADAMS, BARBARA Reim Monthly Health Prem	HEALTH PREM 158.17
	ADAMS, BARBARA	\$ 158.17
ACH	RUESCH, GENECE Reim Monthly Health Prem	HEALTH PREM 539.33

Check	Payee / Description	Amount
	RUESCH, GENECE	\$ 539.33
ACH	VANDERPOOL, LARRY Reim Monthly Health Prem	HEALTH PREM 533.80
	VANDERPOOL, LARRY	\$ 533.80
ACH	AMBROSE, JEFFREY Reim Monthly Health Prem	HEALTH PREM 479.52
	AMBROSE, JEFFREY	\$ 479.52
ACH	MERRILL, DIANE Reim Monthly Health Prem	HEALTH PREM 478.53
	MERRILL, DIANE	\$ 478.53
ACH	HOUSER, ROD Reim Monthly Health Prem	HEALTH PREM 636.70
	HOUSER, ROD	\$ 636.70
ACH	RUSSO, VICKI Reim Monthly Health Prem	HEALTH PREM 188.35
	RUSSO, VICKI	\$ 188.35
ACH	HUSS, KERRY Reim Monthly Health Prem	HEALTH PREM 824.05
	HUSS, KERRY	\$ 824.05
ACH	BINGHAM, GREGG Reim Monthly Health Prem	HEALTH PREM 702.51
	BINGHAM, GREGG	\$ 702.51
ACH	CHARLES, DAVID Reim Monthly Health Prem	HEALTH PREM 133.00
	CHARLES, DAVID	\$ 133.00
ACH	YEBOAH, ERNEST Reim Monthly Health Prem	HEALTH PREM 133.00
	YEBOAH, ERNEST	\$ 133.00
ACH	ALVARADO, ROSEMARY Reim Monthly Health Prem	HEALTH PREM 346.52
	ALVARADO, ROSEMARY	\$ 346.52
ACH	BARELA, GEORGE Reim Monthly Health Prem	HEALTH PREM 133.00
	BARELA, GEORGE	\$ 133.00
ACH	FETZER, ROBERT Reim Monthly Health Prem	HEALTH PREM 835.51

Check	Payee / Description	Amount
	FETZER, ROBERT	\$ 835.51
ACH	SPAETH, ERIC Reim Monthly Health Prem	HEALTH PREM 188.35
	SPAETH, ERIC	\$ 188.35
ACH	DAVIS, MARTHA Reim Monthly Health Prem	HEALTH PREM 188.35
	DAVIS, MARTHA	\$ 188.35
ACH	BRULE, CHRISTOPHER Reim Monthly Health Prem	HEALTH PREM 188.35
	BRULE, CHRISTOPHER	\$ 188.35
ACH	ROOS, JAMES Reim Monthly Health Prem	HEALTH PREM 509.70
	ROOS, JAMES	\$ 509.70
ACH	MULLANEY, JOHN Reim Monthly Health Prem	HEALTH PREM 321.35
	MULLANEY, JOHN	\$ 321.35
ACH	VALENZUELA, DANIEL Reim Monthly Health Prem	HEALTH PREM 509.70
	VALENZUELA, DANIEL	\$ 509.70
ACH	PACE, BRIAN Reim Monthly Health Prem	HEALTH PREM 509.70
	PACE, BRIAN	\$ 509.70
ACH	KING, JOSEPH Reim Monthly Health Prem	HEALTH PREM 133.00
	KING, JOSEPH	\$ 133.00
ACH	VILLALOBOS, HECTOR Reim Monthly Health Prem	HEALTH PREM 188.35
	VILLALOBOS, HECTOR	\$ 188.35
ACH	BAXTER, KATHLEEN Reim Monthly Health Prem	HEALTH PREM 321.35
	BAXTER, KATHLEEN	\$ 321.35
ACH	PENMAN, DAVID Reim Monthly Health Prem	HEALTH PREM 509.70
	PENMAN, DAVID	\$ 509.70
ACH	ANGIER, RICHARD	

Check	Payee / Description	Amount
	Reim Monthly Health Prem	HEALTH PREM 509.70
	ANGIER, RICHARD	\$ 509.70
ACH	MERRILL, DEBORAH Reim Monthly Health Prem	HEALTH PREM 358.57
	MERRILL, DEBORAH	\$ 358.57
ACH	O'DEA, KRISTINE Reim Monthly Health Prem	HEALTH PREM 158.17
	O'DEA, KRISTINE	\$ 158.17
ACH	OAKDEN, LISA Reim Monthly Health Prem	HEALTH PREM 866.84
	OAKDEN, LISA	\$ 866.84
ACH	LAUGHLIN, JOHN Reim Monthly Health Prem	HEALTH PREM 133.00
	LAUGHLIN, JOHN	\$ 133.00
ACH	HUGHBANKS, ROGER Reim Monthly Health Prem	HEALTH PREM 188.35
	HUGHBANKS, ROGER	\$ 188.35
ACH	SPENDLOVE, DANNY Reim Monthly Health Prem	HEALTH PREM 158.17
	SPENDLOVE, DANNY	\$ 158.17
ACH	HOULIHAN, JESSE Reim Monthly Health Prem	HEALTH PREM 188.35
	HOULIHAN, JESSE	\$ 188.35
ACH	WARMAN, EVELYN Reim Monthly Health Prem	HEALTH PREM 25.17
	WARMAN, EVELYN	\$ 25.17
ACH	HERNANDEZ, DELIA Reim Monthly Health Prem	HEALTH PREM 188.35
	HERNANDEZ, DELIA	\$ 188.35
ACH	OSBORN, RICHARD Reim Monthly Health Prem	HEALTH PREM 188.35
	OSBORN, RICHARD	\$ 188.35
ACH	AVILA, ARTHUR L Reim Monthly Health Prem	HEALTH PREM 188.35
	AVILA, ARTHUR L	\$ 188.35

Check	Payee / Description	Amount
ACH	GUARDIANO, GARY Reim Monthly Health Prem	HEALTH PREM 158.17
	GUARDIANO, GARY	\$ 158.17
ACH	ICMA RETIREMENT TRUST 457 P/R 20 9/28 Deferred Comp Ded	HR 0072400 18,820.28
	ICMA RETIREMENT TRUST 457	\$ 18,820.28
ACH	LINCOLN NATIONAL LIFE INS CO P/R 20 9/28 Deferred Comp Ded	HR 0072400 20,587.13
	LINCOLN NATIONAL LIFE INS CO	\$ 20,587.13
ACH	ICMA RETIREMENT TRUST 401 P/R 20 9/28 Exec Deferred Comp	HR 0072400 7,784.66
	ICMA RETIREMENT TRUST 401	\$ 7,784.66
ACH	SANTA ANA WATERSHED 18/19 Emerging Constituents Workgroup	9370 3,077.00
	SANTA ANA WATERSHED	\$ 3,077.00
ACH	UNIVAR USA INC TP1-12,595 Lbs Sodium Bisulfite	LA663164 2,719.67
	UNIVAR USA INC	\$ 2,719.67
ACH	WAXIE SANITARY SUPPLY Corn Brooms	77669419 17.61
	Nail Brush	77669280 1.67
	Towels, Liners, Paper Towles, Toilet Paper, So	77663357 3,564.82
	Antibacterial Soap	77662630 75.36
	WAXIE SANITARY SUPPLY	\$ 3,659.46
ACH	R F MACDONALD RP1 Boiler #2 6 Month Cleaning	264592 4,457.00
	RP1 Boiler #2 Flame Failure Svc Call	262832 2,550.00
	RP2 Boiler #2 6 Month Cleaning	263978 4,457.00
	R F MACDONALD	\$ 11,464.00
ACH	YSI INCORPORATED Transfer Invoice from Xylem for Payment	742468 1,121.36
	YSI INCORPORATED	\$ 1,121.36
ACH	TOM DODSON & ASSOCIATES RW15003-5/1-7/31 Prof Svcs	IE-305 18-1 1,500.00
	TOM DODSON & ASSOCIATES	\$ 1,500.00
ACH	PALM AUTO DETAIL INC 8/18 Carwash Svcs f/Agency Fleet Vehicle	81899-4 4,316.00
	PALM AUTO DETAIL INC	\$ 4,316.00

Check	Payee / Description		Amount
ACH	SCHNEIDER ELECTRIC SYSTEMS INC Fieldbus Cables	93824138	101.69
			---
	SCHNEIDER ELECTRIC SYSTEMS INC\$		101.69
ACH	LA OPINION PI-Water Conservation Ads-8/8,8/15	107290818	2,200.00
			---
	LA OPINION	\$	2,200.00
ACH	PEST OPTIONS INC JULY 2018 GWR Weed Abatement Services	304114	6,034.32
			---
	PEST OPTIONS INC	\$	6,034.32
ACH	SUNGARD AVAILABILITY SERVICES 10/18 Disaster Recovery Svc	152696985	4,152.00
			---
	SUNGARD AVAILABILITY SERVICES	\$	4,152.00
ACH	OLIN CORP TP1-4,936 Gals Sodium Hypochlorite	2557452	3,820.46
	RP4-4,916 Gals Sodium Hypochlorite	2559189	3,804.98
	TP1-4,806 Gals Sodium Hypochlorite	2558613	3,719.84
	TP1-4,920 Gals Sodium Hypochlorite	2558088	3,808.08
	TP1-4,950 Gals Sodium Hypochlorite	2556743	3,831.30
			---
	OLIN CORP	\$	18,984.66
ACH	ARCADIS U.S., INC. WR18028-6/2018 Professional Services	0919931	19,243.90
			---
	ARCADIS U.S., INC.	\$	19,243.90
ACH	JEREMY HARRIS CONSTRUCTION, IN 8thStBsn-Lowering of Level Transmitter B 3117		4,925.00
			---
	JEREMY HARRIS CONSTRUCTION, IN\$		4,925.00
ACH	VELODYNE Check Valves	0000021332	935.87
			---
	VELODYNE	\$	935.87
ACH	DAVIS BARBER PRODUCTIONS INC EN15008-Videography, Photography, Editing	2018-10	673.44
			---
	DAVIS BARBER PRODUCTIONS INC	\$	673.44
ACH	TRIBOLOGIK CORPORATION Oil Analysis	47554	30.00
	Oil Analysis	48123	30.00
	Oil Analysis	48122	420.00
	Oil Analysis	48121	30.00
	Oil Analysis	46901	300.00
	Oil Analysis	47551	510.00
	Oil Analysis	47552	120.00
	Oil Analysis	47553	90.00

Check	Payee / Description	Amount
	TRIBOLOGIK CORPORATION	\$ 1,530.00
ACH	U S BANK - PAYMENT PLUS	
	100275 VWR INTERNATIONAL LLC 2200091420	820.46
	100150 HARRINGTON INDUSTRIAL PLASTICS LL 2200093827	4,443.06
	104896 WESTERN WATER WORKS SUPPLY CO 2200093720	438.98
	101706 CALOLYMPIC SAFETY 2200093719	930.26
	107432 PMC ENGINEERING LLC 2200093566	877.50
	105213 BAVCO 2200093547	152.04
	104896 WESTERN WATER WORKS SUPPLY CO 2200093542	30.17
	101706 CALOLYMPIC SAFETY 2200093527	184.46
	100319 MISSION REPROGRAPHICS 2200093519	2,168.32
	107780 SUPERIOR ELECTRIC MOTOR SERVICE I 2200093498	19,941.65
	107522 LINDSAY ENGINEERING, INC. 2200093466	202.96
	107432 PMC ENGINEERING LLC 2200093465	1,575.95
	105316 PLUMBERS DEPOT INC 2200093464	873.62
	105213 BAVCO 2200093463	105.00
	104896 WESTERN WATER WORKS SUPPLY CO 2200093462	77.58
	100150 HARRINGTON INDUSTRIAL PLASTICS LL 2200093461	1,398.56
	105133 BIRMINGHAM CONTROLS INC 2200093131	771.31
	101706 CALOLYMPIC SAFETY 2200093129	292.96
	100319 MISSION REPROGRAPHICS 2200093128	273.53
	U S BANK - PAYMENT PLUS	\$ 35,558.37
ACH	AMAZON BUSINESS	
	Acriment Key Cabinet 1QXR-TXL6-PRL	210.00
	4 Lapel Microphones 113C-FFKH-7M9	87.92
	Photo Frame 19KX-DNJJC-G9M	25.76
	AMAZON BUSINESS	\$ 323.68
ACH	IEUA EMPLOYEES' ASSOCIATION	
	P/R 20 9/28 Employee Ded HR 0072400	207.00
	IEUA EMPLOYEES' ASSOCIATION	\$ 207.00
ACH	IEUA SUPERVISORS UNION ASSOCIA	
	P/R 20 9/28 Employee Ded HR 0072400	330.00
	IEUA SUPERVISORS UNION ASSOCIA	\$ 330.00
ACH	IEUA GENERAL EMPLOYEES ASSOCIA	
	P/R 20 9/28 Employee Ded HR 0072400	1,106.60
	IEUA GENERAL EMPLOYEES ASSOCIA	\$ 1,106.60
ACH	IEUA PROFESSIONAL EMPLOYEES AS	
	P/R 20 9/28 Employee Ded HR 0072400	480.00
	IEUA PROFESSIONAL EMPLOYEES AS	\$ 480.00
ACH	DISCOVERY BENEFITS INC	
	P/R 20 9/28 Cafeteria Plan HR 0072400	3,519.58
	DISCOVERY BENEFITS INC	\$ 3,519.58
ACH	RAZAK, HALLA	



Report: ZFIR TREASURER Inland Empire Utilities Agency  
For 09/01/2018 ~ 09/30/2018 Treasurer Report

Page 21  
Date 10/20/2018

Check	Payee / Description	Amount
	Razak, H-ExpRpt-9/7-9/11/18 Watereuse 9/7/18 WATERE	80.22
	RAZAK, HALLA \$	80.22

Grand Total Payment Amount: \$ 3,119,852.18

# Attachment 2D

Vendor Wires  
(excludes Payroll)

Check Payee / Description Amount

Wire	EMPLOYMENT DEVELOPMENT DEPARTM P/R 18 8/31/18 Taxes	HR	0072100	11,794.38
	P/R 18 8/31/18 Taxes	HR	0072100	63,546.24
				---
	EMPLOYMENT DEVELOPMENT DEPARTM\$			75,340.62
Wire	INTERNAL REVENUE SERVICE P/R 18 8/31/18 Taxes	HR	0072100	331,551.65
				---
	INTERNAL REVENUE SERVICE		\$	331,551.65
Wire	STATE DISBURSEMENT UNIT P/R 18 8/31/18	HR	0072100	198.00
	P/R 18 8/31/18	HR	0072100	2,184.90
				---
	STATE DISBURSEMENT UNIT		\$	2,382.90
Wire	PUBLIC EMPLOYEES' RETIREMENT S 9/18 Health Ins-Retirees, Employees	15400367	9/18	253,580.97
	9/18 Health Ins-Board	15400368	9/18	5,568.55
				---
	PUBLIC EMPLOYEES' RETIREMENT S\$			259,149.52
Wire	PUBLIC EMPLOYEES RETIREMENT SY P/R 18 8/31/18 PERS Adjustment	P/R 18 8/31 A		599.42-
	P/R 18 8/31/18 PERS	HR	0072100	191,255.25
				---
	PUBLIC EMPLOYEES RETIREMENT SY\$			190,655.83
Wire	METROPOLITAN WATER DISTRICT July 2018 Water Purchase	9435		5,370,140.97
				---
	METROPOLITAN WATER DISTRICT		\$	5,370,140.97
Wire	EMPLOYMENT DEVELOPMENT DEPARTM P/R 19 9/14/18 Taxes	HR	0072200	55,945.61
	P/R 19 9/14/18 Taxes	HR	0072200	10,668.82
				---
	EMPLOYMENT DEVELOPMENT DEPARTM\$			66,614.43
Wire	INTERNAL REVENUE SERVICE P/R 19 9/14/18 Taxes	HR	0072200	299,374.78
				---
	INTERNAL REVENUE SERVICE		\$	299,374.78
Wire	EMPLOYMENT DEVELOPMENT DEPARTM P/R DIR 9 9/14 Taxes	HR	0072300	392.13
				---
	EMPLOYMENT DEVELOPMENT DEPARTM\$			392.13
Wire	INTERNAL REVENUE SERVICE P/R DIR 9 9/14 Taxes	HR	0072300	2,352.94
				---
	INTERNAL REVENUE SERVICE		\$	2,352.94
Wire	STATE DISBURSEMENT UNIT P/R 19 9/14	HR	0072200	2,184.90
		HR	0072200	198.00

Check	Payee / Description	Amount
	STATE DISBURSEMENT UNIT	\$ 2,382.90
Wire	STATE BOARD OF EQUALIZATION 8/18 Sales Tax Deposit	23784561 8/18 10,889.00
	STATE BOARD OF EQUALIZATION	\$ 10,889.00
Wire	PUBLIC EMPLOYEE'S RETIREMENT S P/R 20 9/28 Deferred Comp Ded	HR 0072400 23,910.91
	PUBLIC EMPLOYEE'S RETIREMENT S\$	23,910.91
Wire	PUBLIC EMPLOYEES RETIREMENT SY P/R 19 9/14/18 PERS Adjustment PERS	P/R 19 9/14 A 251.48- HR 0072200 177,699.82
	PUBLIC EMPLOYEES RETIREMENT SY\$	177,448.34
Wire	PUBLIC EMPLOYEE'S RETIREMENT S P/R 19 9/14 Deferred Comp Ded	HR 0072200 23,971.58
	PUBLIC EMPLOYEE'S RETIREMENT S\$	23,971.58

Grand Total Payment Amount: \$ 6,836,558.50

Attachment 2E

Payroll-Net Pay-Directors

# INLAND EMPIRE UTILITIES AGENCY

## Ratification of Board of Directors

Payroll for September 14, 2018  
Presented at Board Meeting on November 21, 2018

DIRECTOR NAME	GROSS PAYROLL	NET PAYROLL
Jasmin Hall	\$2,767.03	\$1,691.69
Katherine Parker	\$2,463.18	\$729.57
Michael Camacho	\$4,328.85	\$1,579.67
Steven J. Elie	\$4,409.53	\$1,565.44
Paul Hofer	\$0.00	\$0.00
<b>TOTALS</b>	<b>\$13,968.59</b>	<b>\$5,566.37</b>

	Count	Amount
TOTAL EFTS PROCESSED	3	\$3,986.70
TOTAL CHECKS PROCESSED	1	\$1,579.67
CHECK NUMBERS USED	110249 - 110249	

## IEUA DIRECTOR PAYSHEET

MICHAEL CAMACHO  
 EMPLOYEE NO. 1140  
 ACCOUNT NO. 10200 110100 100000 501010

**AUGUST 2018**

DATE	TYPE OF MEETING	ATTENDANCE	TOTAL COMPENSATION
08-01-18	IEUA Board Meeting	Yes	\$247.50
08-08-18	IEUA Community and Legislative Affairs Meeting	Yes	\$247.50
08-08-18	IEUA Engineering, Operations, & Water Resources Committee Meeting	Yes (same day)	\$-0-
08-10-18	12 <sup>th</sup> Annual San Bernardino County Water Conference	Yes	\$247.50
08-15-18	IEUA Board Meeting	Yes	\$247.50
08-28-19	CVWD Board Meeting Presentation	Yes	\$247.50
08-29-18	San Diego County Water Authority Meeting	Yes	\$247.50
<b>TOTAL REIMBURSEMENT</b>			\$1,485.00
Up to 10 days of service per month per Ordinance No. 105, including MWD meetings at \$247.50 (eff. 07/01/17). IEUA pays both primary and alternate for attendance.			
Total No. of Meetings Attended			7
Total No. of Meetings Paid			6

DIRECTOR  
SIGNATURE

*Michael Camacho*  
 Director Camacho

Approved by:

*Kathy Beidle*  
 for Steven J. Elie  
 President, Board of Directors

**DIRECTOR PAYSHEET FOR IEUA REPRESENTATIVE**

**ON MWD BOARD**

MICHAEL CAMACHO  
 EMPLOYEE NO. 1140  
 ACCOUNT NO. 10700 110115 110000 511010

**AUGUST 2018**

DATE	TYPE OF MEETING	ATTENDANCE	TOTAL COMPENSATION
08-03-18	MWD Tour Coordination Mtg. w/R Patras & A Woodruff	Yes	\$247.50
08-16-18	Southern Coalition/Inland Caucus Meeting	Yes	\$247.50
08-21-18	MWD Standing Committee Meetings and Board Meeting	Yes	\$247.50
08-24-18	Mtg. w/B. Apodoca re: MWD Water Issues and Briefing	Yes (10 mtg. max.)	\$-0-
08-28-18	MWD meeting w/MWD Directors G. Dake & J. Quinonez	Yes (same day)	\$-0-
<b>TOTAL REIMBURSEMENT</b> Up to 10 days of service per month per Ordinance No. 105, including MWD meetings at \$247.50 (eff. 7/01/17).			\$742.50
Total No. of Meetings Attended			5
Total No. of Meetings Paid			3

DIRECTOR SIGNATURE

*April Woodruff for Director Camacho*

Approved by:

*Steven J. Elie*  
 Steven J. Elie  
 President, Board of Directors



DIRECTOR PAYSHEET FOR IEUA REPRESENTATIVE  
ON CHINO BASIN WATER BANK (ALTERNATE)

MICHAEL CAMACHO  
EMPLOYEE NO. 1140  
ACCOUNT NO. 10900 110100 500000 501215

**AUGUST 2018**

DATE	TYPE OF MEETING	ATTENDANCE	TOTAL COMPENSATION
	None		
<b>TOTAL REIMBURSEMENT</b> Up to 10 days of service per month per Ordinance No. 105			\$-0-
Total No. of CBWB Meetings Attended			0
Total No. of CBWB Meetings Paid			0

DIRECTOR *Josil Woodruff for*  
SIGNATURE *Director Camacho*

Approved by: *Jasmin Hall*  
Jasmin Hall  
Secretary/Treasurer

**DIRECTOR PAYSHEET FOR IEUA REPRESENTATIVE  
ON REGIONAL POLICY COMMITTEE (ALTERNATE)**

MICHAEL CAMACHO  
EMPLOYEE NO. 1140  
ACCOUNT NO. 10900 110100 500000 501215

**AUGUST 2018**

DATE	TYPE OF MEETING	ATTENDANCE	TOTAL COMPENSATION
08-02-18	Regional Policy Committee Meeting	Yes (alternate)	\$247.50
<b>TOTAL REIMBURSEMENT</b> (Up to 10 days of service per month per Ordinance No. 105, including MWD meetings at \$247.50 (eff. 07/01/17.) IEUA pays Regional Policy Committee members (total amount of \$247.50, should reflect on timesheet))			\$247.50
Total No. of Meetings Attended			1
Total No. of Meetings Paid			1

**DIRECTOR  
SIGNATURE**

*[Handwritten Signature]*  
for Director Camacho

**Approved by:**

*[Handwritten Signature]*  
for Steven J. Elie  
President, Board of Directors

**IEUA DIRECTOR PAYSHEET**

STEVEN J. ELIE  
 EMPLOYEE NO. 1175  
 ACCOUNT NO. 10200 110100 100000 501010

**AUGUST 2018**

DATE	TYPE OF MEETING	ATTENDANCE	TOTAL COMPENSATION
08-01-18	IEUA Board Meeting	Yes	\$247.50
08-08-18	IEUA Community & Leg. Affairs Committee Meeting	Yes	\$247.50
08-10-18	12 <sup>TH</sup> Annual San Bernardino Water Conference	Yes	\$247.50
08-13-18	Board Package Review w/GM Razak and General Counsel JC	Yes	\$247.50
08-14-18	WaterNow Alliance Conference Call	Yes	\$247.50
08-14-18	NWRI Operations Committee Telecon Meeting - OCWD	Yes (same day)	\$-0-
08-15-18	IEUA Board Meeting	Yes	\$247.50
08-17-18	SCWC Legislative Task Force Committee Telecon	Yes	\$247.50
08-21-18	WaterNow Alliance Steering Committee	Yes	\$247.50
08-27-18	Meeting w/D. Tatum & L. White fr. IFS	Yes (same day)	\$-0-
08-27-18	SCWC Legislative Task Force Committee Telecon	Yes	\$247.50
<b>TOTAL REIMBURSEMENT</b>			\$2,227.50
Up to 10 days of service per month per Ordinance No. 105, including MWD meetings at \$247.50 (eff. 07/01/17). IEUA pays both primary and alternate for attendance.			
Total No. of Meetings Attended			11
Total No. of Meetings Paid			9

DIRECTOR  
SIGNATURE

*Stephen J. Elie*  
 President Elie

Approved by:

*Jasmin Hall*  
 Jasmin Hall  
 Secretary/Treasurer

DIRECTOR PAYSHEET FOR IEUA  
ON WATERMASTER BOARD

STEVEN J. ELIE  
EMPLOYEE NO. 1175  
ACCOUNT NO. 10200 110100 100000 501010

**AUGUST 2018**

DATE	TYPE OF MEETING	ATTENDANCE	TOTAL COMPENSATION
08-23-18	CBWM Board Meeting	Yes	\$-0-*
<b>TOTAL REIMBURSEMENT</b>			\$-0-
Up to 10 days of service per month per Ordinance No. 105, including MWD meetings at \$247.50 (eff. 07/01/17). IEUA pays both primary and alternate for attendance. (i.e., \$122.50 – difference between Watermaster \$125.00 and Agency meetings \$247.50 (eff. 7/01/17). Chino Basin Watermaster does not compensate an alternate Director unless the alternate Director is attending on behalf of an absent primary Director. In accordance to Ordinance No. 98, Section 1, (i) Attendance at any meeting provided for under Sections 1.b, c, e, and f, shall also include payment to both the primary representative and the alternate representative to said body if they both attend said meeting. <u>Record full amount on timesheet for attendance by alternates</u>			
Total No. of Watermaster Meetings Attended			1
Total No. of Watermaster Meetings Paid			0

DIRECTOR SIGNATURE April Woodruff for President Elie

\*Decline IEUA portion

Approved by: Jasmin Hall  
Jasmin Hall  
Secretary/Treasurer

**DIRECTOR PAYSHEET FOR IEUA REPRESENTATIVE  
ON CHINO DESALTER AUTHORITY (ALTERNATE)**

STEVEN J. ELIE  
EMPLOYEE NO. 1175  
ACCOUNT NO. 10200 110100 100000 501010

**AUGUST 2018**

DATE	TYPE OF MEETING	ATTENDANCE	TOTAL COMPENSATION
08-16-18	Special CDA Board Meeting	No	\$-0-
<b>TOTAL REIMBURSEMENT</b>			\$-0-
Up to 10 days of service per month per Ordinance No. 105 (i.e., \$97.50 – difference between CDA (\$150.00 and Agency meetings \$247.50 (eff. 7/01/17), including MWD meetings. CDA pays directly to IEUA. Record full amount on timesheet.			
Total No. of CDA Meetings Attended			0
Total No. of CDA Meetings Paid			0

DIRECTOR SIGNATURE *Paul Woodley for President Elie*

Approved by: *Jasmin Hall*  
Jasmin Hall  
Secretary/Treasurer

**DIRECTOR PAYSHEET FOR IEUA REPRESENTATIVE  
ON CHINO BASIN WATER BANK**

STEVEN J. ELIE  
EMPLOYEE NO. 1175  
ACCOUNT NO. 10200 110100 100000 501010

**AUGUST 2018**

DATE	TYPE OF MEETING	ATTENDANCE	TOTAL COMPENSATION
08-20-18	Chino Basin Water Bank Stakeholder Workshop	Yes	\$247.50
<b>TOTAL REIMBURSEMENT</b> Up to 10 days of service per month per Ordinance No. 105.			\$247.50
Total No. of CBWB Meetings Attended			1
Total No. of CBWB Meetings Paid			1

DIRECTOR SIGNATURE *Steven J. Elie*

Approved by: *Kathryn Bessie*  
*J* Jasmin Hall  
 Secretary/Treasurer

**IEUA DIRECTOR PAYSHEET**

JASMIN A. HALL  
 EMPLOYEE NO. 1256  
 ACCOUNT NO. 10200 110100 100000 501010

**AUGUST 2018**

DATE	TYPE OF MEETING	ATTENDANCE	TOTAL COMPENSATION
08-01-18	IEUA Board Meeting	Yes	\$247.50
08-01-18	CASA/IEUA Meeting w/Bobbi Larson fr. CASA	Yes (same day)	\$-0-
08-08-18	CASA 63 <sup>rd</sup> Annual Conference	Yes	\$247.50
08-08-18	CASA Board Meeting	Yes (same day)	\$-0-
08-09-18	CASA 63 <sup>rd</sup> Annual Conference	Yes	\$247.50
08-10-18	CASA 63 <sup>rd</sup> Annual Conference	Yes	\$247.50
08-14-18	Rialto City Council Meeting	Yes	\$247.50
08-15-18	IEUA Board Meeting	Yes	\$247.50
08-15-18	AABE CA Monthly Chapter Telecon	Yes (same day)	\$-0-
08-16-18	(ccre) CASA Air, Climate Change & Energy Workshop @ Carollo, Orange County	Yes (same day)	\$-0-
08-20-18	Chino Basin Water Bank Workshop	Yes	\$247.50
<b>TOTAL REIMBURSEMENT</b>			\$1,732.50
Up to 10 days of service per month per Ordinance No. 105, including MWD meetings at \$247.50 (eff. 07/01/17). IEUA pays both primary and alternate for attendance.			
Total No. of Meetings Attended			11
Total No. of Meetings Paid			7

DIRECTOR  
SIGNATURE

*Jasmin A. Hall*  
 \_\_\_\_\_  
 Jasmin A. Hall

Approved by:



*Kathy Besch*  
 for Steven J. Elle, President, Board of Directors


DIRECTOR PAYSHEET FOR IEUA REPRESENTATIVE  
ON CHINO DESALTER AUTHORITY

JASMIN A. HALL  
EMPLOYEE NO. 1256  
ACCOUNT NO. 10200 110100 100000 501010

**AUGUST 2018**

DATE	TYPE OF MEETING	ATTENDANCE	TOTAL COMPENSATION
08-16-18	Special CDA Board Meeting	Yes	\$247.50
<b>TOTAL REIMBURSEMENT</b>			\$247.50
Up to 10 days of service per month per Ordinance No. 105, including MWD meetings at \$247.50 (eff. 7/01/17). Chino Desalter Authority will pay \$150.00 per meeting directly to the Agency. Record full amount on timesheet. CDA pays both primary and alternate for attendance			
Total No. of CDA Meetings Attended			1
Total No. of CDA Meetings Paid			1

DIRECTOR   
SIGNATURE 

Approved by:   
Steven J. Elie  
President, Board of Directors



DIRECTOR PAYSHEET FOR IEUA  
ON SAWPA COMMISSION

JASMIN A. HALL  
EMPLOYEE NO. 1256  
ACCOUNT NO. 10500 110100 165000 501010

**AUGUST 2018**

DATE	TYPE OF MEETING	ATTENDANCE	TOTAL COMPENSATION
08-07-18	SAWPA Project 23	Yes	\$47.50
08-07-18	SAWPA Commission Workshop	Yes (same day)	\$-0-
08-21-18	SAWPA Commission Meeting	Yes	\$47.50
<b>TOTAL REIMBURSEMENT</b>			\$95.00
Up to 10 days of service per month per Ordinance No. 105 ), i.e., \$47.50 – difference between SAWPA (\$200.00 (eff. 5/01/17) and Agency meetings \$247.50 (eff. 7/01/17), including MWD meetings. SAWPA pays both primary and alternate for attendance, including mileage.			
Total No. of SAWPA Meetings Attended			3
Total No. of SAWPA Meetings Paid			2

DIRECTOR SIGNATURE *Jasmin A. Hall*

Approved by: *Kathy Bessell*  
for Steven J. Elje  
President, Board of Directors


**IEUA DIRECTOR PAYSHEET**

PAUL HOFER  
 EMPLOYEE NO. 1349  
 ACCOUNT NO. 10200 110100 100000 501010


**AUGUST 2018**

DATE	TYPE OF MEETING	ATTENDANCE	TOTAL COMPENSATION
08-01-18	IEUA Board Workshop	Yes	\$-0-
08-08-18	IEUA Finance & Administration Committee Meeting	Yes	\$-0-
08-15-18	IEUA Board Meeting	Yes	\$-0-
<b>TOTAL REIMBURSEMENT</b>			\$-0-
Up to 10 days of service per month per Ordinance No. 105, including MWD meetings at \$247.50 (eff. 07/01/17). IEUA pays both primary and alternate for attendance.			
Total No. of Meetings Attended			3
Total No. of Meetings Paid			0

DIRECTOR  
SIGNATURE



Approved by:

  
 Steven J. Elie  
 President, Board of Directors

Director Hofer has waived all stipend payments.

**IEUA DIRECTOR PAYSHEET**

KATI PARKER  
 EMPLOYEE NO. 1362  
 ACCOUNT NO. 10200 1100100 100000 501010

**AUGUST 2018**

DATE	TYPE OF MEETING	ATTENDANCE	TOTAL COMPENSATION
08-08-18	IEUA Eng., Oper., & WR Committee Meeting	Yes	\$247.50
08-08-18	IEUA Finance & Admin. Committee Meeting (Alternate)	Yes (same day)	\$-0-
08-15-18	IEUA Board Meeting	Yes	\$247.50
<b>TOTAL REIMBURSEMENT</b>			\$495.00
Up to 10 days of service per month per Ordinance No. 105, including MWD meetings at \$247.50 (eff. 07/01/17). IEUA pays both primary and alternate for attendance.			
Total No. of Meetings Attended			3
Total No. of Meetings Paid			2

DIRECTOR *Aguel Woodruff Jr*  
 SIGNATURE *Dundia Parker*

Approved by: *Steven J. Elie*  
 Steven J. Elie  
 President, Board of Directors

DIRECTOR PAYSHEET FOR IEUA REPRESENTATIVE  
ON REGIONAL POLICY COMMITTEE

KATI PARKER  
EMPLOYEE NO. 1362  
ACCOUNT NO. 10900 110100 500000 501215

**AUGUST 2018**

DATE	TYPE OF MEETING	ATTENDANCE	TOTAL COMPENSATION
08-02-18	Policy Committee Meeting	No	\$-0-
<b>TOTAL REIMBURSEMENT</b> (Up to 10 days of service per month per Ordinance No. 105, including MWD meetings at \$247.50 (eff. 07/01/17.) IEUA pays Regional Policy Committee members (total amount of \$247.50, should reflect on timesheet))			\$-0-
Total No. of Meetings Attended			0
Total No. of Meetings Paid			0

**DIRECTOR  
SIGNATURE**

*Paul Woodruff for  
Director Parker*

**Approved by:**

*for* *Kathy Besser*  
Steven J. Elie  
President, Board of Directors

DIRECTOR PAYSHEET FOR IEUA  
ON SAWPA COMMISSION (ALTERNATE)

KATI PARKER  
EMPLOYEE NO. 1362  
ACCOUNT NO. 10500 110100 165000 501010

**AUGUST 2018**

DATE	TYPE OF MEETING	ATTENDANCE	TOTAL COMPENSATION
08-21-18	SAWPA Reg. Commission Meeting	Yes	\$47.50
<b>TOTAL REIMBURSEMENT</b>			\$47.50
Up to 10 days of service per month per Ordinance No. 105 (i.e., \$47.50 – difference between SAWPA (\$200.00 (eff. 5/01/17) and Agency meetings \$247.50 (eff. 7/01/17), including MWD meetings. SAWPA pays both primary and alternate for attendance, including mileage.			
Total No. of SAWPA Meetings Attended			1
Total No. of SAWPA Meetings Paid			1

DIRECTOR *April Woodruff*  
SIGNATURE *Dwight Carter*

Approved by: *Kathy Bessel*  
*for* Steven J. Elie  
President, Board of Directors

DIRECTOR PAYSHEET FOR IEUA REPRESENTATIVE  
ON WATERMASTER BOARD (ALTERNATE)

KATI PARKER  
EMPLOYEE NO. 1362  
ACCOUNT NO. 10200 110100 100000 501010

**AUGUST 2018**

DATE	TYPE OF MEETING	ATTENDANCE	TOTAL COMPENSATION
08-23-18	CBWM Board Meeting	Yes	\$247.50
<b>TOTAL REIMBURSEMENT</b>			\$247.50
Up to 10 days of service per month per Ordinance No. 105 (i.e., \$122.50 – difference between Watermaster \$125.00 and Agency meetings \$247.50 (eff. 7/01/17), including MWD meetings. Chino Basin Watermaster does not compensate an alternate Director unless the alternate Director is attending on behalf of an absent primary Director. In accordance to Ordinance No. 98, Section 1, (i) Attendance at any meeting provided for under Sections 1.b, c, e, and f, shall also include payment to both the primary representative and the alternate representative to said body if they both attend said meeting. Record full amount on timesheet for attendance by alternates			
Total No. of Watermaster Meetings Attended			1
Total No. of Watermaster Meetings Paid			1

DIRECTOR  
SIGNATURE

*Opie Woodruff Jr*  
*Kati Parker*

Approved by:

*Kathy Bessell*  
for Steven J. Elie  
President, Board of Directors

Attachment 2F

Payroll-Net Pay-Employees

Non-Board Members	PP 19 Checks	PP 19 EFTs	PP 20 Checks	PP 20 EFTs	September
NET PAY TO EE	\$0.00	\$746,704.56	\$0.00	\$772,731.01	\$1,519,435.57



# INLAND EMPIRE UTILITIES AGENCY

Payroll for September 14, 2018

Presented at Board Meeting on November 21, 2018

GROSS PAYROLL COSTS			\$1,322,055.83
DEDUCTIONS			(\$575,351.27)
NET PAYROLL			746,704.56
<b>NET PAYROLL BREAKDOWN</b>	<b>CHECKS</b>	<b>EFT</b>	<b>TOTAL</b>
CHECKS USED			
TRANSACTION PROCESSED	0	352	352
AMOUNT	\$0.00	\$746,704.56	<u>\$746,704.56</u>

# INLAND EMPIRE UTILITIES AGENCY

Payroll for September 28, 2018

Presented at Board Meeting on November 21, 2018

GROSS PAYROLL COSTS			\$1,357,180.43
DEDUCTIONS			(\$584,449.42)
NET PAYROLL			772,731.01
<b>NET PAYROLL BREAKDOWN</b>	<b>CHECKS</b>	<b>EFT</b>	<b>TOTAL</b>
CHECKS USED			
TRANSACTION PROCESSED	0	353	353
AMOUNT	\$0.00	\$772,731.01	<u>\$772,731.01</u>

**CONSENT  
CALENDAR  
ITEM**

**3C**

**Date:** November 21, 2018

HR

**To:** The Honorable Board of Directors

**From:** Halla Razak, General Manager

**Committee:**

**Executive Contact:** Kathy Besser, Executive Manager of Ext. Aff. & Policy Dev./AGM

**Subject:** Climate Change Action Plan

---

**Executive Summary:**

IEUA staff has developed a Climate Change Action Plan (CCAP) that describes the vision and direction needed to bolster IEUA's water management system and minimize its carbon footprint. The CCAP expands on previous planning efforts and provides a framework for environmentally conscious project development based on the anticipated effect of climate change on the water supply and demand in the IEUA service area and resulting Greenhouse Gas emissions impacts.

The CCAP establishes four main objectives that IEUA will pursue to develop an adaptable water management system that positively impacts climate change:

- Maximize local water supplies;
- Maintain health of groundwater aquifer;
- Maximize system efficiencies; and
- Measure performance.

Adoption of the CCAP will also strengthen IEUA's ability to pursue grant funds through the Clean Water State Revolving Fund Program.

---

**Staff's Recommendation:**

Adopt the proposed Climate Change Action Plan.

---

**Budget Impact** *Budgeted* (Y/N): N *Amendment* (Y/N): N *Amount for Requested Approval:*

*Account/Project Name:*

*Fiscal Impact (explain if not budgeted):*

**Prior Board Action:**

None.

---

**Environmental Determination:**

Not Applicable

---

**Business Goal:**

The CCAP provides a framework for project development that directly aligns with several Agency Business Goals, including Water Reliability, Wastewater Management, and Environmental Stewardship.

---

**Attachments:**

Attachment 1 - PowerPoint

Attachment 2 - Climate Change Action Plan

---

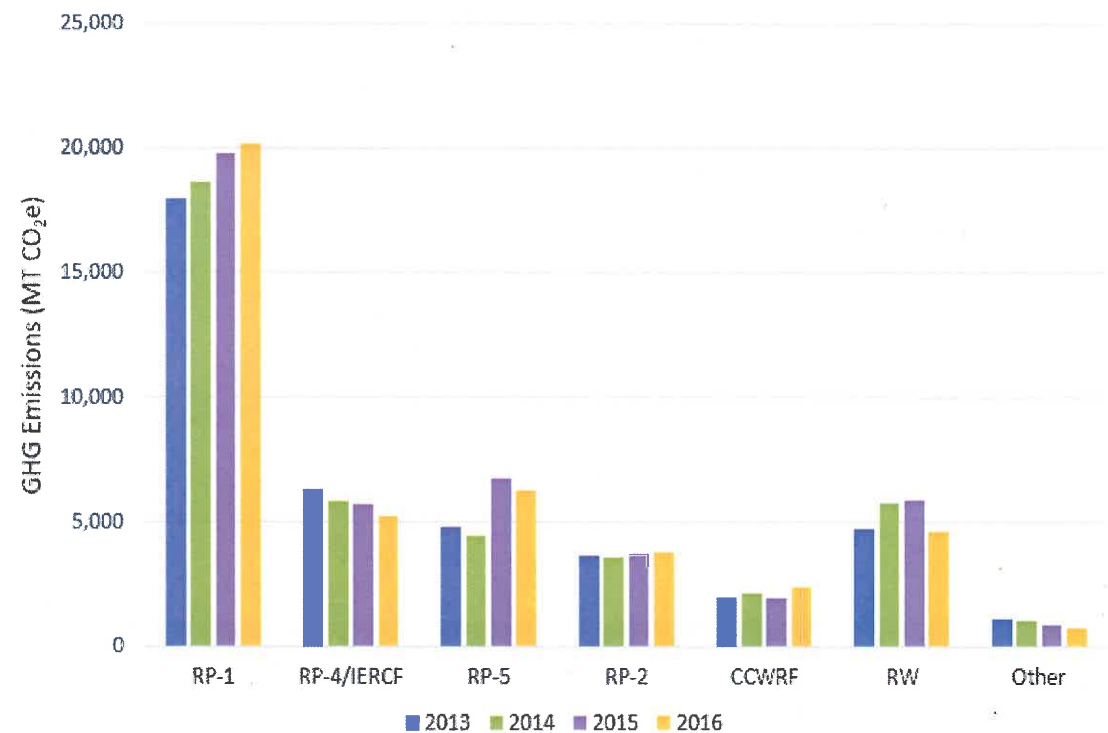


# IEUA Climate Change Action Plan



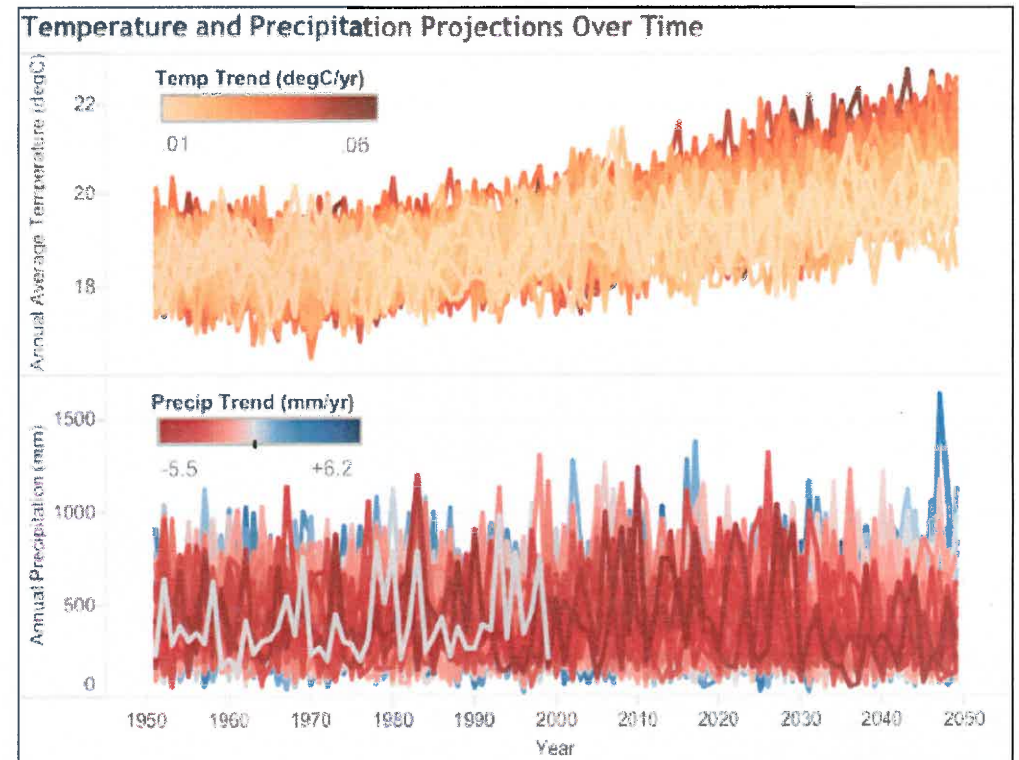
# Background and Purpose

- IEUA continues to be a leader in environmental stewardship
  - Greenhouse Gas emissions reporting since 2013
  - Carbon neutrality by 2030
- Planning Department evaluated local climate change impacts
- Compilation of efforts into one plan defines path forward
  - Strengthens ability to receive state and federal funding



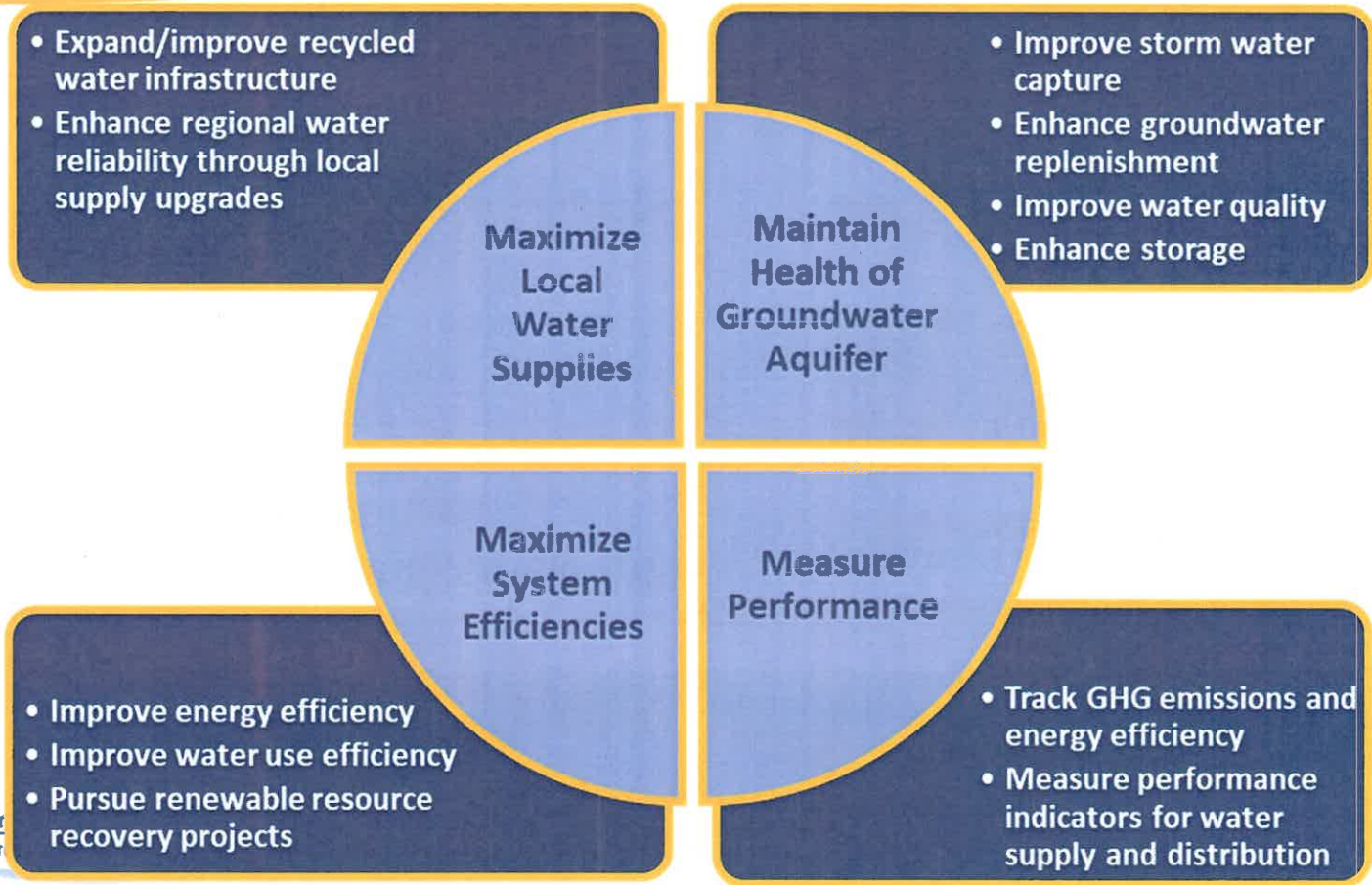
# Preparing for Climate Change Impacts

- Planning efforts have identified climate change effects and response
  - IRP
    - RAND Memorandum
  - UWMP
  - EMP
- Plan findings form the Climate Change Action Plan project goals and objectives





# Goals and Objectives




# Recommendation

- Adopt the proposed Climate Change Action Plan.

The Climate Change Action Plan provides a framework for project development that directly aligns with several Agency Business Goals, including ***Water Reliability, Wastewater Management, and Environmental Stewardship.***

2018



# Climate Change Action Plan

# Table of Contents

<b>Executive Summary</b> .....	<b>1</b>
<b>Introduction</b> .....	<b>2</b>
<b>Regional Water Supply and Demand</b> .....	<b>2</b>
<b>Improving Climate Resilience</b> .....	<b>4</b>
<b>Forecasting Climate Impacts</b> .....	<b>4</b>
<b>Modeling Water Management</b> .....	<b>5</b>
<b>Climate Resiliency Study Results</b> .....	<b>6</b>
<b>Greenhouse Gas (GHG) Emissions Impacts</b> .....	<b>8</b>
<b>Background</b> .....	<b>8</b>
<b>The Connection between Water and Energy</b> .....	<b>8</b>
<b>IEUA GHG Emissions</b> .....	<b>8</b>
<b>GHG Reduction Goals</b> .....	<b>11</b>
<b>Project Goals and Objectives</b> .....	<b>12</b>
<b>Project Development</b> .....	<b>12</b>
<b>Maximize Recycled Water Production and Usage</b> .....	<b>13</b>
<b>Maintain Health of Groundwater Aquifer</b> .....	<b>13</b>
<b>Maximize System Efficiencies</b> .....	<b>14</b>
<b>Measure Performance</b> .....	<b>15</b>
<b>Appendices</b> .....	<b>16</b>
<b>Appendix 1 – RAND Memorandum: “Evaluating Options for Improving the Climate Resilience of the Inland Empire Utilities Agency in Southern California”</b> .....	<b>16</b>

## Executive Summary

While climate change is a global concern with far-reaching impacts, regional and state agencies must assess their own ability to adapt to future changes. The state of California has responded to the anticipated environmental and economic effects of climate change by implementing statewide regulations that target reductions of Greenhouse Gas (GHG) emissions.

The Inland Empire Utilities Agency (IEUA) is a regional wastewater treatment agency and wholesale distributor of imported water in western San Bernardino County. IEUA is responsible for providing service to approximately 875,000 people over a 242-square mile area. This Climate Change Action Plan (CCAP) seeks to identify the local impacts of climate change and lay the groundwork for developing projects and management practices that will allow IEUA to continue providing reliable services to the region while remaining a steward to the environment.

IEUA has voluntarily reported and verified its GHG emissions since 2013. IEUA has also become a leader among public agencies nationwide by pursuing innovative renewable energy projects that promote sustainability and reduce demands on a strained electrical grid.

This CCAP expands on these initial steps to integrate studies that IEUA has conducted which focus on the potential impacts climate change will have on IEUA's water management system. These studies evaluated the anticipated water supply and demand in the IEUA service area over the next 20 years and identified components within IEUA's portfolio that can be improved to create a resilient system that is adaptable to climate change.

In conjunction with changes to IEUA's water management system, the CCAP also establishes measures that can steer IEUA toward a net-zero impact with regard to GHG emissions. Using this information, the CCAP establishes goals and objectives that will be used to develop future projects. These goals satisfy four main areas of need to achieve a flexible, effective water management system:

- Maximize recycled water production and usage;
- Maintain health of the groundwater aquifer;
- Maximize system efficiencies; and
- Measure performance.



# Introduction

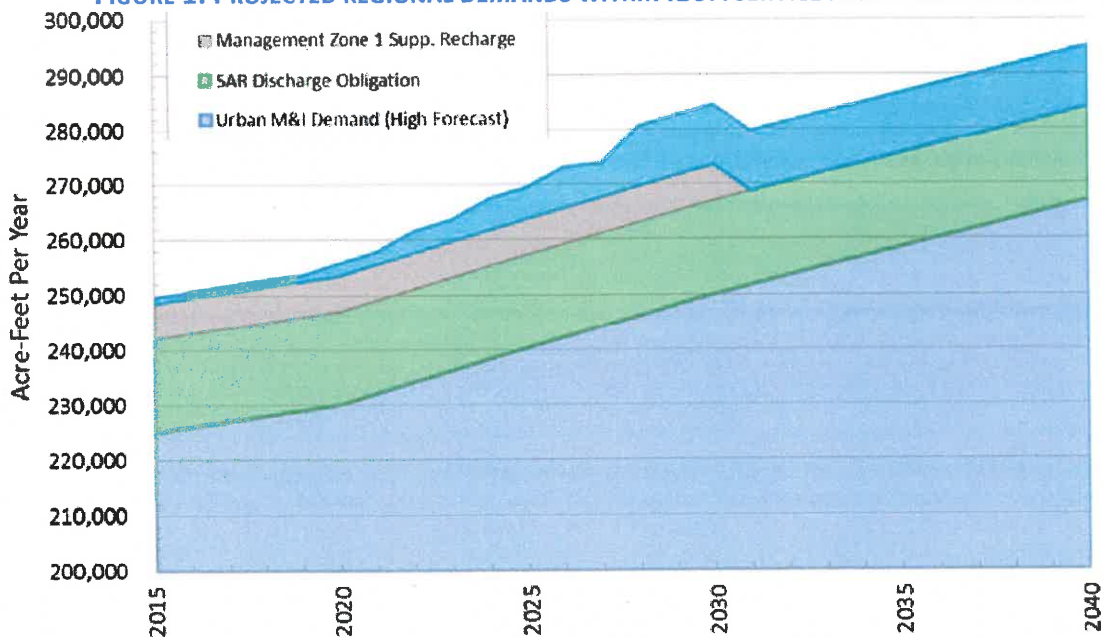
Global climate change has contributed to intense heat, rising sea levels and loss of sea ice. Although the sum of potential impacts due to climate change comes with some uncertainty, there is no doubt this change is expected to disturb the pattern for water demand as well as the availability for supplies. There are many ways a warmer climate is likely to affect water and wastewater management. Conditions in much of the western United States range from abnormally dry to extreme drought. The area is also experiencing a trend for reduced mountain snowpack with earlier melting runoff peaks in the spring. Temperatures are expected to rise, reducing soil moisture which will intensify summer heat waves. Due to increasing evapotranspiration through the warmer seasons, additional water resources may be needed to maintain proper irrigation and prevent the damaging effects of dry soil for the vegetation.

## Regional Water Supply and Demand

Coupled with a projected steady population growth, the effects of climate change will greatly impact IEUA’s ability to meet regional water demands. To accommodate the expected increase in urban demand, agricultural land has been converted for urban usages to meet the needs of the region. This shift will cause the percentage of water pumped for urban demand to increase over the next 25 years as the agricultural demand for water in these areas will diminish. As the regional economy continues to evolve, the demand for water and wastewater treatment will continue to increase; raising significant challenges and concerns to meet basic needs.

Strategic planning efforts are underway to shape the regional water management system in a way that can adapt to fluctuations in both demand

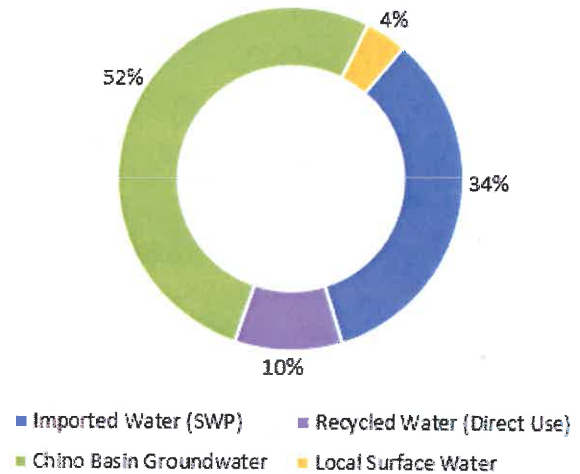
**FIGURE 1. PROJECTED REGIONAL DEMANDS WITHIN IEUA SERVICE AREA THROUGH 2040**



and supply as a result of climate change. IEUA's 2016 Integrated Water Resources Plan (IRP) evaluated the anticipated regional water demand through 2040, shown in Figure 1. These projections anticipate a continual increase in demand and include the total municipal and industrial demands as well as the amount of water needed to ensure regional sustainability by replenishing the groundwater aquifer and the Santa Ana River.

IEUA meets regional demand with supply from several sources, shown in Figure 2. These sources are all expected to be impacted by climate change, and each brings unique challenges to maintain their efficacy as a sustainable resource for meeting water needs.

Primary among these challenges will be IEUA's ability to increase the amount of local resources used to meet local needs. Reducing the region's reliance on imported water from the State Water Project (SWP), which is pumped from Northern California, will not only reduce GHG emissions from the energy-intensive water conveyance process, but it will also enhance the flexibility of IEUA's water management system in preparation for an uncertain climate future.



**FIGURE 2. IEUA WATER SUPPLY SOURCES FOR FISCAL YEAR 2017/2018**

It should be noted that increasing production from local resources should not be done without also balancing with equivalent groundwater replenishment. This CCAP provides a framework for developing a water management portfolio that is resilient enough to meet continually increasing demands in the face of unknown climate change impacts.

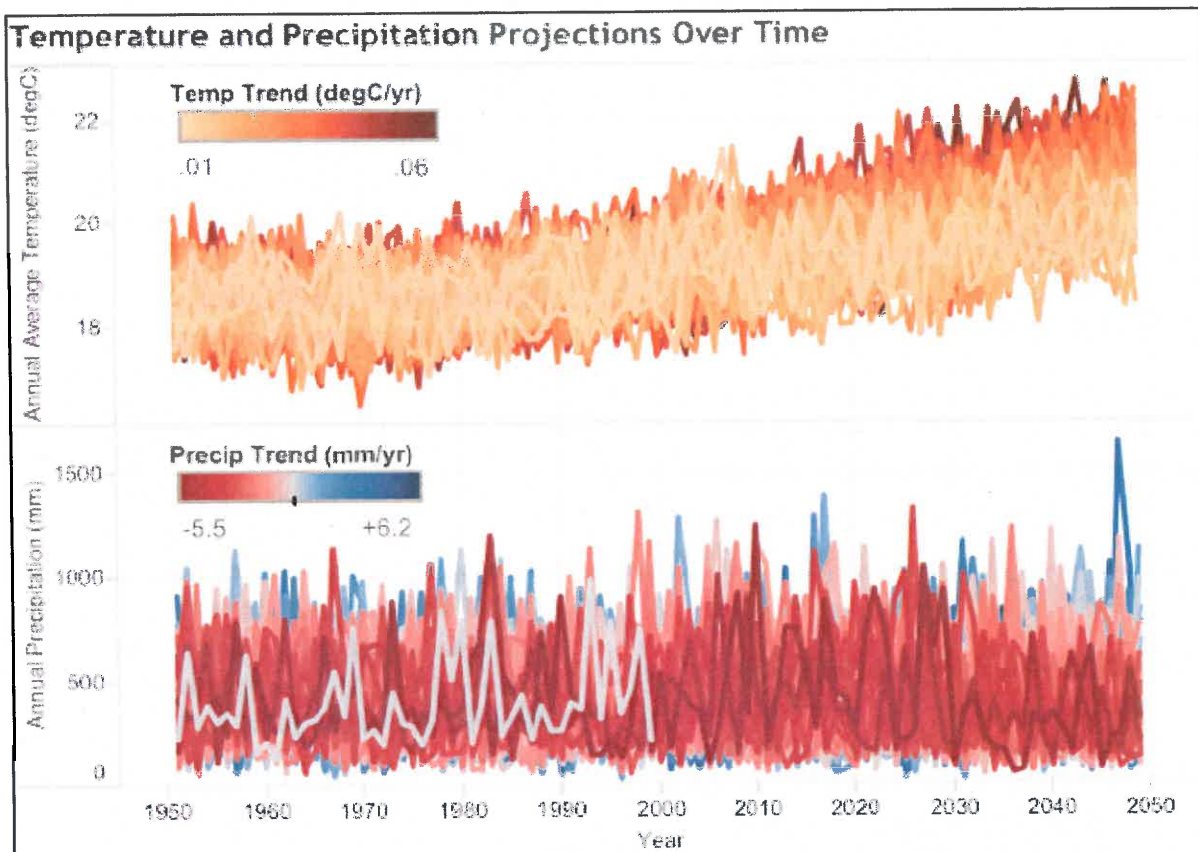
# Improving Climate Resilience

## Forecasting Climate Impacts

IEUA's location in the semi-arid, populous area of southwestern San Bernardino County has raised concerns regarding its ability to continue meeting regional water demands. These concerns were recently brought to the forefront when the region encountered extreme drought conditions. Although this drought appears to be consistent with long-term patterns of climate variability, its effects may be exacerbated by ongoing climate change. These effects may have a strong impact on the region's water supply and the length and magnitude of droughts, timing of

precipitation, and temperature-driven demand. IEUA partnered with the RAND Corporation (RAND), a multi-disciplinary, non-partisan research organization and educational institution headquartered in Santa Monica, California, to evaluate how adaptive, integrative water management portfolios could improve IEUA's abilities to meet customer needs under a wide range of futures. The complete RAND Memorandum is included as Appendix 1.

RAND utilized a suite of general circulation models to generate a range of future climate projections for the IEUA service area. A total of



**FIGURE 3. HISTORICAL AND FUTURE ESTIMATED ANNUAL AVERAGE TEMPERATURE AND PRECIPITATION FOR THE IEUA SERVICE AREA**



106 projections were downscaled and analyzed to forecast the anticipated climate scenarios that IEUA's planning efforts will need to address.

The analysis suggests that temperatures within the IEUA service area will rise over the coming decades and that annual precipitation will continue to be highly variable, with no consensus on trends towards wetter or drier conditions. Using data from the 106 projections, RAND compiled and displayed the annual average temperature and total precipitation estimates from 1950 to 2050 for the IEUA service area, shown in Figure 3. The figure stresses the unpredictability of these variables, as temperatures began to steadily increase in the region beginning around the 1980s while precipitation followed an uncertain pattern over the same period. This information underscores the importance of identifying IEUA's water management options and portfolios to ensure that future demand can be met under a variety of different hydrologic circumstances that appear to point toward higher temperatures and unreliable rainfall.

## Modeling Water Management

To determine how IEUA's water management portfolio would perform in the future, RAND conducted a study that used a mass balance model with estimated supply and demand values across the range of anticipated climate conditions.

The study consisted of a four-step process:

1. Compile information on a wide range of plausible water demand and supply futures reflecting climate change;

2. Develop a simple water management mass balance model to evaluate the performance of the IEUA system under a wide range of futures;
3. Create a portfolio development tool (PDT) to help IEUA planners and stakeholders compare attributes of different management options and develop portfolios for evaluation; and
4. Evaluate and compare how each proposed water management portfolio would enhance IEUA's ability to deliver urban water supplies in the future under different futures of climate and demand.

The 106 future climate projections allowed RAND to stress test the IEUA water management system in its ability to meet future demand. While it is impossible to predict, with certainty, what type of climatic change the region will encounter, having a diverse set of projections benefits planning efforts in the development of a robust, adaptable water supply system.

RAND developed the PDT used in the study with the input of IEUA and its member agencies. The PDT allowed users to review individual project attributes and determine the impact that these projects, in various combinations, would have on the regional water supply and demand.

Following collaborative discussions among the regional stakeholders, a list of eight portfolios was finalized and incorporated into the study, as shown in Table 1. These portfolios were then evaluated for their ability to meet regional demand under various conditions.

Portfolio Name	Portfolio Description
Portfolio #1	Maximize the Use of Prior Stored Groundwater
Portfolio #2	Maximize Recycled Water (Including External Supplies) and Local Supply Projects and Implement Minimal Water Efficiency
Portfolio #3	Portfolio 2 Plus Secure Supplemental Imported Water from MWD and Non-MWD Sources
Portfolio #4	Maximize Recycled Water (Including External Supplies) and Implement Moderate Water Efficiency
Portfolio #5	Portfolio 4 Plus Implement High Water Efficiency
Portfolio #6	Maximize Supplemental Water Supplies and Recycled Water Supplies
Portfolio #7	Maximize the Purchase of Imported Water from MWD and Implement Minimal-Moderate Level of Water Efficiency
Portfolio #8	Portfolio 7 Plus Maximize Recycled Water

**TABLE 1. WATER MANAGEMENT PORTFOLIOS USED TO DETERMINE FUTURE CLIMATE RESILIENCY**

## Climate Resiliency Study Results

Despite uncertainty over the specific effect of climate change on IEUA's water supply, the various projections showed an overall tendency of future decreases in IEUA's supply sources. The largest potential impact on supply is the imported water that IEUA receives from the SWP through the Metropolitan Water District (MWD), which indicates a need to improve regional sustainability and reduced dependence on the SWP supply.

Figure 4 shows the performance of each portfolio and their ability to meet the varying demands set forth in the model. Portfolios 4, 5, 6, and 8 all met demands in over 90 percent of the demand scenarios. Based on these results, IEUA can develop a water management system that is resilient against climate change by focusing planning efforts on projects that maximize recycled water production and usage,

implement water efficiency, and optimize supplemental water supplies.

Recycled water supplies, in particular, will prove to be a critical asset in bolstering a flexible management portfolio, as these supplies are:

- Not impacted by climate, making recycled water the region's most climate resilient water supply;
- Needed to maximize supplemental water for groundwater recharge;
- Generated locally and can be beneficially used by all agencies; and
- A supplemental water source for the entire region with infrastructure that can be intertied with that of neighboring agencies to optimize availability and use.

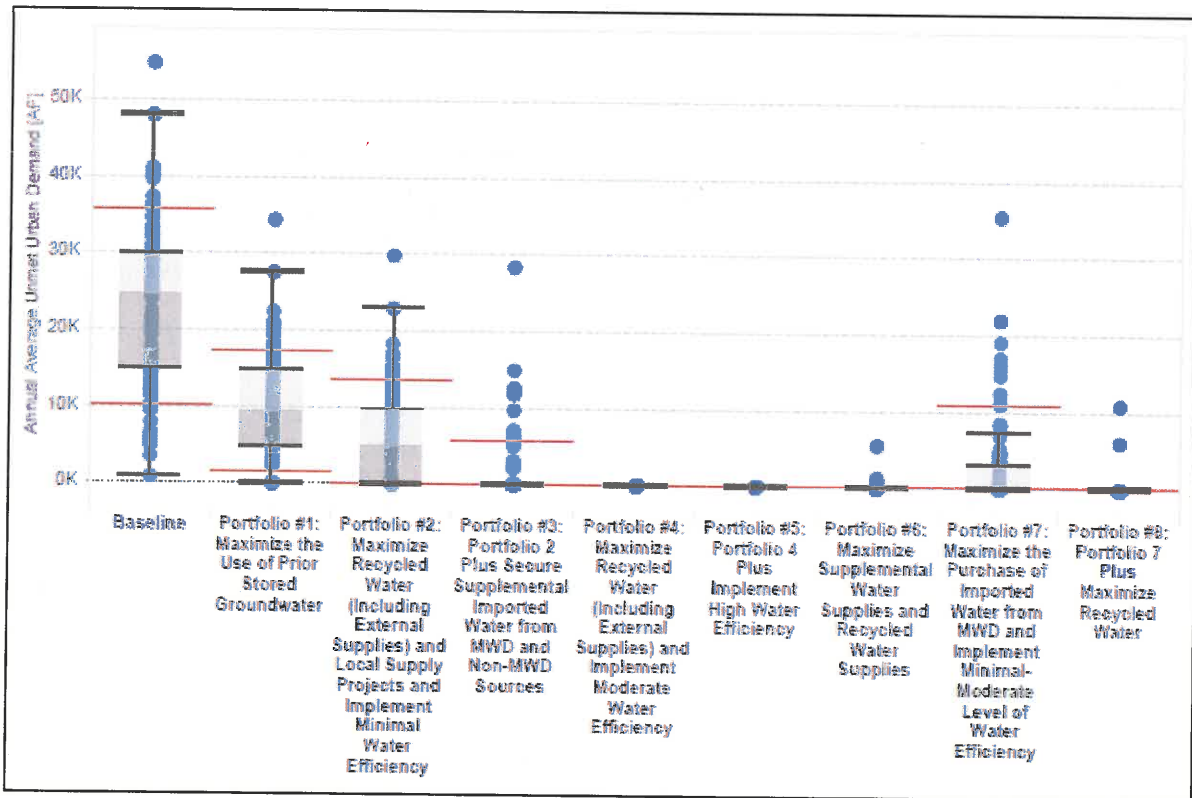


FIGURE 4. AVERAGE UNMET DEMAND (2036 - 2040) FOR IEUA PORTFOLIOS ACROSS CLIMATE PROJECTIONS FOR HIGH DEMAND SCENARIOS

# Greenhouse Gas Emissions Impacts

## Background

The California Global Warming Solutions Act of 2006 – also known as AB 32 – marked the beginning of an integrated climate change program. AB 32 set California’s first GHG emissions target, which called on the state to reduce emissions to 1990 levels by 2020, and 40 percent below the 1990 levels by 2030. These targets represent benchmarks, consistent with prevailing climate science, charting an appropriate trajectory forward that is in line with California’s role in stabilizing global warming below dangerous thresholds. California is on track to exceed its 2020 climate target while the economy continues to grow.

Greenhouse Gases emitted in the state are regulated by the California Air Resources Board (CARB). CARB has also developed the Climate Change Scoping plan, most recently updated in November 2017, which targets industries and large facilities with high global warming potential and mandates reduction measures to steadily decrease GHG emission levels. Wastewater treatment plants and composting facilities are not subject to the reduction measures addressed in the Scoping Plan. In addition, no IEUA facility emits GHGs at a level high enough to reach the regulated threshold for mandatory GHG reporting.

## The Connection between Water and Energy

According to the Public Policy Institute of California (PPIC), California’s water system

accounts for nearly 10 percent of the state’s GHG emissions and approximately 20 percent of statewide electricity use goes to pumping, treating, and heating water. The inextricable link between water and energy, termed, “the water-energy nexus,” highlights the importance of enhancing water-use efficiency and drought resilience while at the same time focusing efforts on lowering energy usage. As the population grows and we adapt to climate change, the adoption of policies and technologies that enhance water and energy management will be essential.

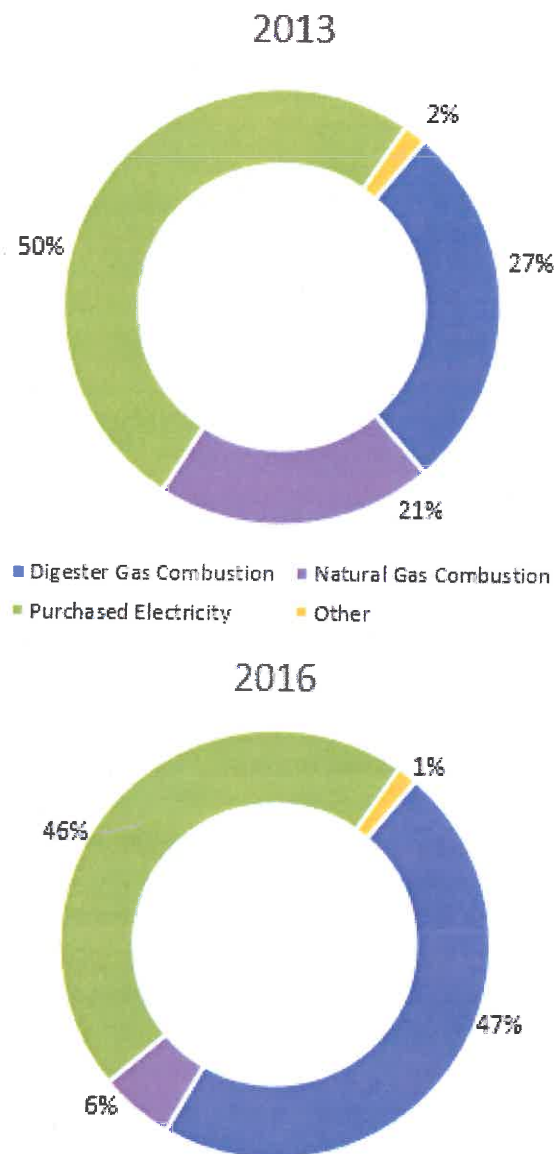
## IEUA GHG Emissions

In February 2014, IEUA became a member of The Climate Registry (TCR). TCR is a non-profit organization governed by the U.S. and Canadian provinces and territories. TCR designs and operates voluntary and compliance GHG reporting programs globally and assist organizations in measuring, verifying and reporting their carbon footprints for benchmarking and management purposes. It is the only voluntary greenhouse gas (GHG) registry supported by this level of government collaboration. TCR’s reporting protocols align with international standards and provide a nexus between business, government and non-governmental organizations to share policy information and exchange best practices. Membership in TCR is voluntary and is a result of IEUA’s aim to practice environmental stewardship as a regional leader. As a member of TCR, IEUA has committed to publicly report annual GHG emissions despite not being subject to mandatory reporting. IEUA has reported GHG

emissions, as carbon dioxide equivalency, from its facilities to TCR each year since 2013. The reported emissions use TCR protocols to calculate the metric tons of carbon dioxide equivalents (MT CO<sub>2</sub>e) emitted by IEUA facilities.

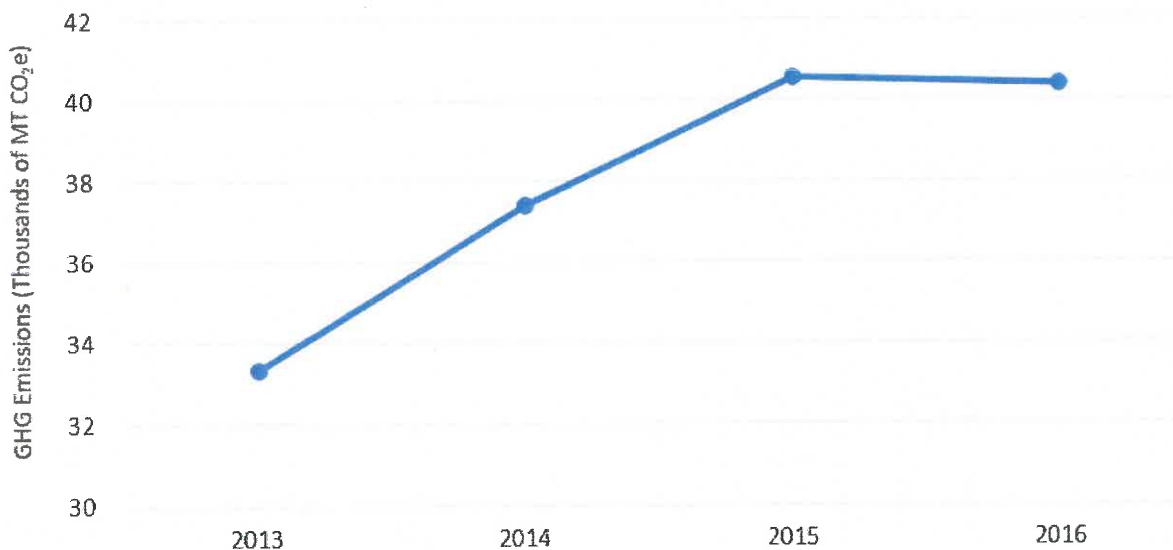
Both direct (emissions from equipment operated within IEUA facilities) and indirect (emissions associated with services procured by IEUA, such as purchased electricity) emissions were included in the reported values. It should be noted that the 2013-2015 emissions have been verified by TCR; the 2016 emissions have been reported and are in the process of being verified. As seen in Figure 5, the greatest source of GHG emissions in 2013 was purchased electricity by a dramatic margin. In 2016, GHG emissions from digester gas combustion were slightly higher than purchased electricity, and the two sources combined for over 90 percent of the total GHG emissions across all facilities.

The reason for such a drastic shift in digester gas combustion emissions can be attributed to the implementation of the food waste digestion process at IEUA's Regional Plant No. 5 Solids Handling Facility (RP-5 SHF). The food waste digestion process generated a new source of biogas, which means more local GHGs were emitted from its combustion. However, the food waste that was digested to create the biogas was diverted from landfills, where it would have resulted in higher global GHG emissions from long-distance hauling followed by years of methane generation. The power generation from the cogeneration engine that is fueled by the biogas explains the decrease in electricity purchases that IEUA made over the same period.



**FIGURE 5. COMPARISON OF 2013 AND 2016 IEUA GHG EMISSIONS BY SOURCE**

*Note: The "Other" category is made up of emissions from heavy duty vehicles, IEUA fleet vehicles, biosolids hauling from treatment plants, emergency generators, and liquified petroleum gas combustion.*



**FIGURE 6. OVERALL IEUA GHG EMISSIONS FROM 2013 - 2016**

*Note: CO<sub>2</sub>e is a way of measuring the global warming potential (GWP) of various greenhouse gases by using carbon dioxide (CO<sub>2</sub>) as the reference so they can easily be compared. For example, one ton of methane is equal to 25 tons of CO<sub>2</sub>e because it's GWP is 25 times that of CO<sub>2</sub>.*

Climate change is a global concern, and IEUA's reduction efforts must also be viewed through a global lens. More digester gas combustion not only results in more GHG emissions from IEUA facilities, but also less global GHG emissions.

It should be noted that the digester gas combustion emissions come from biogenic sources (GHGs that were recently contained in living organisms) and are therefore considered carbon neutral. TCR requires these emissions to be reported, though they are distinguished from anthropogenic (human-made) source emissions.

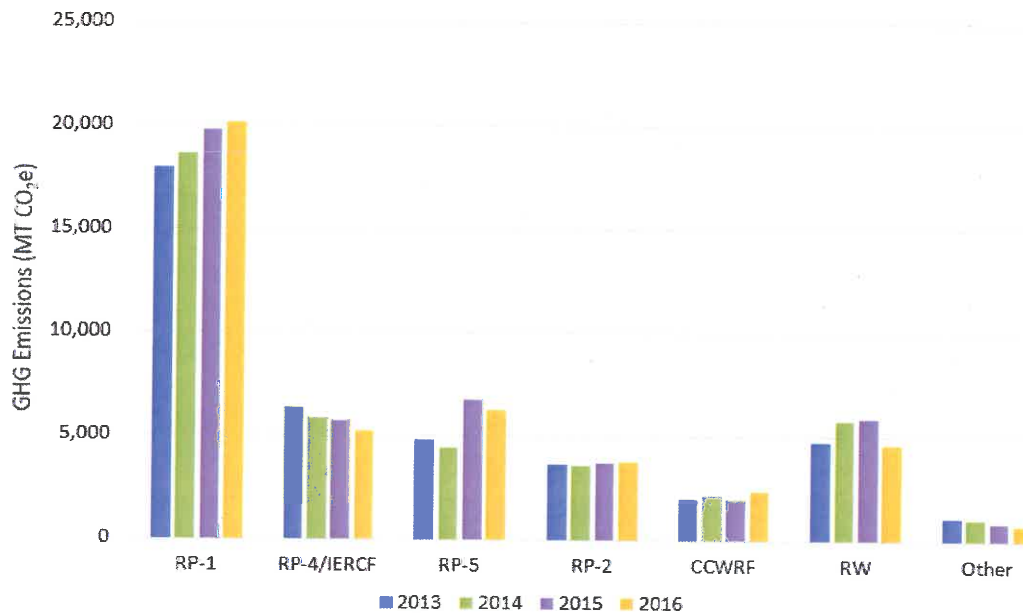
When the GHG emissions profiles are analyzed by facility (Figure 7) over the same period, it shows that emissions have remained relatively steady or decreased, with the exception of recycled water pumping and two treatment facilities: Regional Plant No. 1 (RP-1) and RP-5. Each of these three facilities were subject to specific energy projects between 2013 and 2016

that impacted the energy usage and GHG emissions of the facility.

*RP-1:* Due to digester gas cleaning challenges, the RP-1 fuel cell was shut down temporarily in the fourth quarter of 2013 and permanently removed from service in early 2014. This resulted in increases from two GHG emissions sources: 1) purchased electricity and 2) the biogas flare. Beneficial use of the biogas produced on site is vital in achieving future GHG reductions at the RP-1 facility.

*RP-5:* The food waste digestion process is located at the RP-5 SHF and began power generation in 2015. GHG emissions spiked as a result of the biogas consumption in the new process.

*Recycled Water Pumping:* Each year, IEUA has increased the amount of recycled water that is pumped to regional end users or groundwater replenishment basins. Pumping this water is an energy-intensive process, which requires more



**FIGURE 7. IEUA FACILITY GHG EMISSIONS FROM 2013 – 2016**

*Note: The “Other” category is made up of emissions from remote pumping and dechlorination stations, groundwater recharge sites, and administrative headquarters buildings.*

purchased electricity or demand from renewable processes. Globally, more recycled water usage means less water is pumped from the SWP and a net reduction in statewide GHG emissions. Improved regional sustainability in response to climate change will necessarily increase the amount of recycled water pumping at IEUA.

## GHG Reduction Goals

IEUA will continue to balance regional sustainability efforts with environmentally conscious energy management strategies to identify projects and objectives that holistically address climate change efforts. IEUA will pursue the following strategies to minimize its facilities’ climate change impacts.

*Pursue resource recovery:* IEUA’s current renewable portfolio can meet approximately 50 percent of the agency-wide power needs. Increasing this capability will reduce IEUA’s impact on climate change and enhance environmental sustainability.

*Report GHG Emissions:* IEUA will continue to report its GHG emissions to TCR. Tracking emissions will allow for performance measurement. Rather than focusing on lowering IEUA’s direct GHG emissions, potential projects will be evaluated on their potential to reduce global GHG emissions.

*Increase energy efficiency:* Optimizing facility processes and retrofitting equipment can result in less power demand on the electrical grid.

*Reduce methane emissions:* Short-lived climate pollutants (SLCPs) are powerful compounds that remain in the atmosphere for a much shorter period than longer-lived climate pollutants, such as CO<sub>2</sub>. Methane (CH<sub>4</sub>) has been identified as a SLCP and is a common byproduct of the wastewater treatment process. IEUA will strive toward optimizing resource recovery by pursuing projects that beneficially use the methane generated in the digestion process as a renewable source of power generation.

# Project Goals and Objectives

## Project Development

Each year, pursuant to terms within its Regional Sewage Services Contract, the IEUA submits a ten-year forecast of system capacity demands and capital projects called the Ten-Year Capital Improvement Plan (TYCIP). The TYCIP identifies projects that are needed for the rehabilitation, replacement, or expansion of facilities owned or operated by IEUA.

The TYCIP also serves as a roadmap to achieve IEUA’s vision and goals based on the condition of facility assets and forecasted projections of water and wastewater needs.

Several planning documents, such as the Asset Management Plan, the Integrated Water Resources Plan, the Wastewater Facilities Master Plan, and the Urban Water Management Plan, have been developed with the intent of formulating the vision and projected needs of IEUA’s facilities and the region it serves. This CCAP serves as an additional planning document that will establish goals and objectives for IEUA’s future planning efforts.

Based on the information presented in this CCAP, IEUA has identified key areas that should be addressed to create a resilient water and

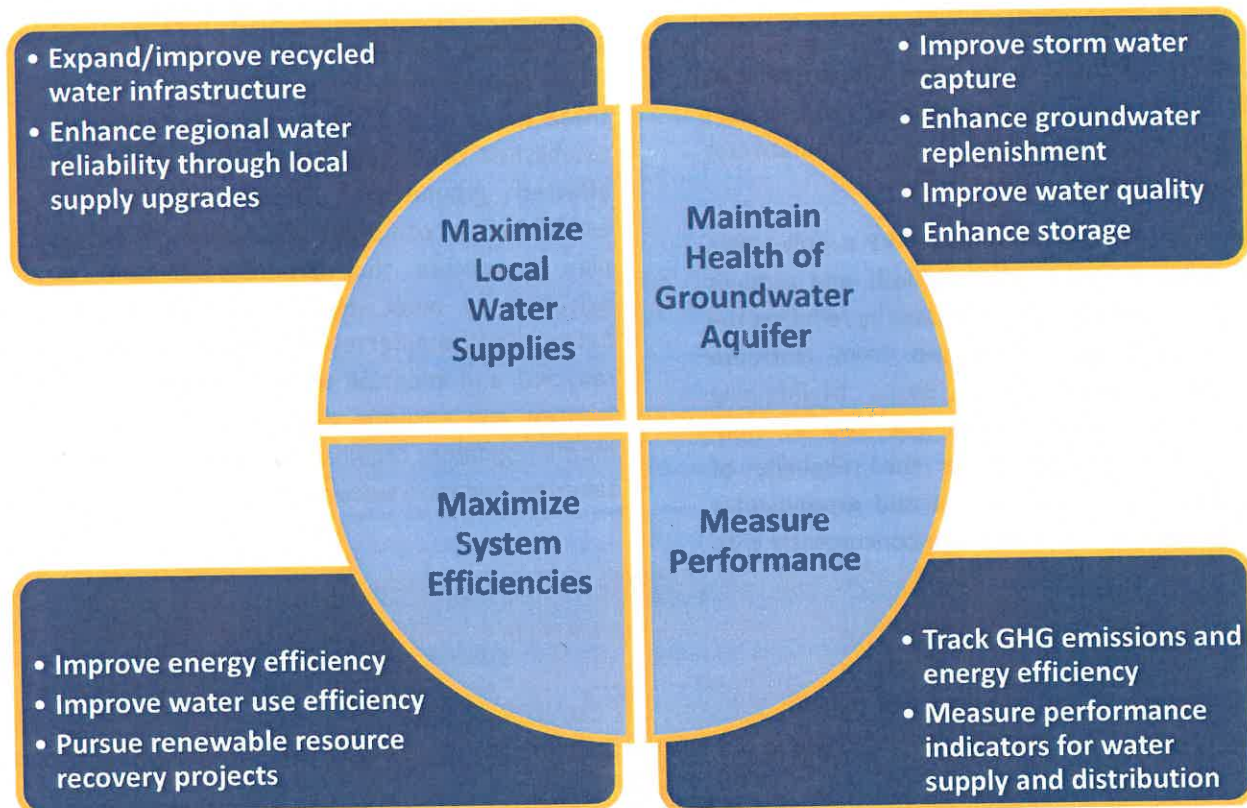


FIGURE 8. IEUA PROJECT GOALS TO MITIGATE THE EFFECTS OF CLIMATE CHANGE



wastewater management system that also contributes to GHG emission reductions. Specific objectives within these areas will be established and used to develop projects that will prepare IEUA's system for the effects of climate change while also minimizing the system's impact on the environment. The goals and objectives are described in greater detail below.

### Maximize Local Water Supplies

IEUA's wastewater treatment facilities currently produce Title 22-compliant recycled water that can be used by end users for irrigation purposes or conveyed to groundwater replenishment basins to recharge the Chino Basin aquifer. Increased recycled water production and usage within the Chino Basin will ensure less reliance on the SWP, thereby reducing the significant power needs associated with pumping water from Northern California.

**Objective:** Expand or improve infrastructure at IEUA sites to enhance capabilities for end user application, storage, or groundwater replenishment of recycled water.

**Benefit:** Less reliance on the SWP supply offers flexibility during drought periods and reduces electricity usage across the state by reducing the amount of water conveyed from Northern California to the Chino Basin. Maintaining modern facilities reduces the risk of non-compliance and enhances the reliability of recycled water for end use and groundwater replenishment. As assets age concurrently with

increasingly stringent regulatory requirements, improvements must be made to the wastewater treatment plants to ensure effective treatment.

**Objective:** Enhance regional water reliability by pursuing projects that will increase local water production or storage.

**Benefit:** Pursuing projects within the region or surrounding areas that aim to improve water quality, increase local water deliveries, or increase storage capacities will add to the reliability and resiliency of the IEUA water management system and reduce dependence on the SWP.

### Maintain Health of Groundwater Aquifer

Historically, much of the Chino Basin was home to agricultural use and dairy farms, which resulted in high levels of salts and nitrates in the groundwater aquifer. As part of an Optimum Basin Management Plan (OBMP) to address these concerns, the Chino Basin Watermaster established desalination facilities to treat the affected groundwater in the basin and established a comprehensive basin recharge plan to ensure that groundwater that is extracted to meet regional demand is also balanced with aquifer replenishment with storm, recycled, and imported water. Maintaining this balance and ensuring that the basin's water meets regulatory requirements is imperative in securing long term sustainability.



**Objective:** Improve storm water capture through improvements to the groundwater replenishment system infrastructure.

**Benefit:** Because precipitation within the Chino Basin is highly variable and often scarce, storm water capture is a valuable commodity. Replenishment of the groundwater aquifer with storm water reduces the need and associated electricity used to convey recycled and/or imported water to the recharge basins.

**Objective:** Enhance groundwater replenishment capabilities within the Chino Basin through infrastructure upgrades.

**Benefit:** Increasing groundwater replenishment improves regional sustainability and facilitates hydraulic control of the basin. Upgrading the replenishment system infrastructure can improve flexibility in the type or amount of water conveyed to the recharge basins. Increased flexibility is a key component to establishing an adaptable water distribution system that can meet demands of an uncertain climate.

**Objective:** Improve water quality to protect public health, the environment, and anticipated regulatory requirements.

**Benefit:** Effective pollutant removal ensures continued environmental compliance and uninterrupted service to end users, which is paramount to operating a reliable water management system.

**Objective:** Enhance storage capabilities of storm, recycled, or imported water through expansion of existing infrastructure or collaboration with surrounding water systems.

**Benefit:** Increasing water storage during years of high precipitation will bring the flexibility needed to withstand periods of drought. Working with other water systems in the area can benefit the

entire region, optimizing the use of assets and minimizing the need for energy-intensive water imports.

## Maximize System Efficiencies

The concept of the water-energy nexus highlights the inextricable relationship between water and energy. Simply put, generating power requires significant amounts of water, and treating and conveying water requires a significant amount of power. As a water agency taking a leadership role in environmental stewardship, IEUA identifies the need to optimize its management and both water and power.

**Objective:** Improve energy efficiencies at IEUA facilities.

**Benefit:** Wastewater treatment and recycled water conveyance are very energy-intensive processes. Strategic management and regular performance assessments of these systems can identify opportunities to save on energy usage. Less demand on the energy utilities will result in fewer GHG emissions into the atmosphere.

**Objective:** Develop water use efficiency and/or conservation programs within the region.

**Benefit:** Reducing reliance on supplemental water supplies can not only be achieved through infrastructure improvements, but also through decreasing the water demand within the region. Development and implementation of regional water conservation programs that educate on the importance of water efficiency or incentivize reduced usage can be an effective way to optimize the water supply and progress toward regional sustainability.

**Objective:** Pursue renewable resource recovery projects, with an emphasis on renewable power generation and beneficial use of resources.

**Benefit:** IEUA has a diverse renewable energy portfolio across its treatment plants, including 3.5 MW of solar, a 1 MW wind turbine, and a 1.5 MW cogeneration engine fueled by biogas generated from anaerobically digested food waste. The clean power generated from these processes can combine to account for 50 percent of IEUA's electricity needs, which results in a significant demand reduction from the electrical grid. IEUA's portfolio also integrates battery storage systems that can displace up to 4 MW of demand from the grid during peak periods. Expansion of this portfolio will reduce GHG emissions associated with combustion of fossil fuels that are associated with power generation



at large-scale utility power plants. Future portfolio expansion may not be limited to on-site resources. For instance, diversion of regional organic waste for anaerobic digestion introduces a new renewable stream into IEUA facilities and results in a reduction of global GHG emissions.

## Measure Performance

Improvements in overall system management can only be verified if key performance indicators are effectively tracked. Increasing water and energy efficiency requires comparison against baselines or previous periods, and the efficacy of these project goals will not be proven until sufficient performance data has been collected and analyzed.

**Objective:** Report GHG emissions annually through The Climate Registry and track energy efficiency of IEUA facilities.

**Benefit:** Annual tracking of IEUA's GHG emissions profile and energy efficiency will allow IEUA to determine the effectiveness of implemented reduction measures. Using this information, planning efforts can focus on projects that will have the greatest impact on emissions reductions.

**Objective:** Track key performance indicators for recycled, storm, and imported water usage within IEUA's management system.

**Benefit:** Using this performance data, IEUA can identify potential improvements to the system to optimize water usage and supply with the goal of reducing the energy needed to convey water into and within the region.

# Appendices

**Appendix 1 – RAND Memorandum: “Evaluating Options for Improving the Climate Resilience of the Inland Empire Utilities Agency in Southern California”**

## **Appendix 1:**

---

# **RAND Memo “Evaluating Options for Improving Climate Resilience of the Inland Empire Utilities Agency in Southern California”**

# Evaluating Portfolios for Improving the Climate Resilience of the Inland Empire Utilities Agency in Southern California

Abbie H. Tingstad, David G. Groves, and James Syme (RAND Corporation)  
Elizabeth Hurst and Jason Pivovarovoff (Inland Empire Utilities Agency)

May 2016

## Preface

---

The Inland Empire Utilities Agency (IEUA) and RAND worked together in 2003-2005 to demonstrate and evaluate how new approaches to decisionmaking under uncertainty could help a water utility evaluate the potential threats of climate change in their long-term planning. This work was performed outside IEUA's planning process and was documented in several RAND reports and scientific journal articles (Groves, Davis, *et al.*, 2008; Groves, Knopman, *et al.*, 2008; Groves, Lempert, *et al.*, 2008). In 2015, IEUA asked RAND to help it re-evaluate its water management system under a range of future conditions reflecting climate change and other drivers for its Integrated Resources Plan (IRP). This report documents the tools developed and analysis performed during 2015 for this effort. Questions or comments about this report should be sent to the project leaders, David Groves (groves@rand.org) and Abbie Tingstad (tingstad@rand.org).

# Table of Contents

---

Preface .....	ii
Table of Contents .....	iii
Figures .....	iv
Tables .....	vi
Abbreviations .....	vii
Introduction .....	1
Methods .....	4
Step 1 – Compile Water Supply and Demand Futures .....	4
Step 2 – Develop Water Management Mass Balance Model.....	8
Step 3 – Develop a Portfolio Development Tool.....	9
Step 4 – Evaluate Different Management Portfolios Across Futures of Climate and Demand.....	10
Results .....	12
IEUA baseline supplies may be insufficient to meet future demand .....	12
Management strategies that focus on efficiency and maximizing use of recycled and imported water help close future gaps between supply and demand.....	18
Conclusion.....	20
Appendix 1 – Robust Decision Making .....	21
Appendix 2 – Portfolio Development Tool .....	22
Overview of the Portfolio Development Tool .....	23
Portfolio Development Tool Visualizations.....	24
Appendix 3 – Water Management Model and Assumptions.....	31
Model Overview.....	31
Climate Scenarios.....	33
Key Demands .....	34
Indoor Potable.....	34
Outdoor .....	34
Agricultural Recycled Water Demand.....	35
SAR Obligations .....	35
Key Supplies .....	35
Local Surface Supplies .....	35
Stormwater.....	40
Imports via Metropolitan Water District.....	40
Chino Groundwater Basin.....	41
Key Simulation Results.....	42
References .....	46



# Figures

---

Figure 1: Estimates of historical and future annual average temperature and total precipitation for the IEUA service area.....	3
Figure 2: Average annual temperature and precipitation over the Inland Empire Utilities Agency service area from 106 climate projections (2040-2049).....	5
Figure 3: Observed historical annual temperature record for the IEUA service area from 1951 – 1999 (left) compared to the distribution of predicted maximum and minimum temperatures across the 106 climate scenarios for the same historical time period (right) .....	6
Figure 4: Observed historical annual total precipitation record for the IEUA service area from 1951 – 1999 (left) compared to the distribution of predicted maximum and minimum precipitation across the 106 climate scenarios for the same historical time period (right) .....	7
Figure 5: IEUA demand scenarios under no climate change .....	8
Figure 6: Unmet demand for IEUA service area by climate change scenario over time (low demand scenario).....	12
Figure 7: Unmet demand for IEUA service area by climate change scenario over time (high demand scenario).....	13
Figure 8: Summaries of unmet demand across climate scenarios by demand scenario and 5-year period.....	14
Figure 9: Average urban demand and unmet demand (2036 – 2040) across climate scenarios (boxes), demand scenarios (Low, Wide), climate effects on MWD supplies (modest, high), and temperature effects on local, stormwater, and replenishment supplies (No, Yes).....	15
Figure 10: Baseline supply ability to meet IEUA service area in the high demand scenario by climate projection .....	16
Figure 11: Impacts of climate on IEUA supplies across climate futures (colored dots) (2036-2040) (top) and uncertainty in the magnitude of climate impacts uncertainty (bottom).....	17
Figure 12: Average unmet demand (2036 – 2040) across climates projections for high demand projection and different IEUA portfolios .....	19
Figure A-1: Title screen for the Portfolio Development Tool.....	23
Figure A-2: Summary of how a sample of IEUA potential projects would help meet qualitative goals.....	24
Figure A-3: Summary of how well projects in different categories meet various IEUA qualitative goals.....	25
Figure A-4: Summary of baseline supplies, estimated new project supply amounts, and new project costs .....	26
Figure A-5: Project cost per acre-foot, with information on project type, supply amount, supply type, and number of years to “wet water” supply .....	27

Figure A-6: Portfolio building tab enabling user to include and exclude specific projects in real time and visually track different project categories, costs, and years to “wet water” supply	28
Figure A-7: Example portfolio with information on projects included therein, and how well projects meet supply goals	29
Figure A-8: Example project portfolio summary, including how well projects meet IEUA qualitative goals	30
Figure A-9: Schematic of the WEAP model of the Inland Empire Utilities Agency service area	32
Figure A-10: Geographic scale of climate sources for CMIP-3 data (left) and CMIP-5 data (right)	34
Figure A-11: Comparison of BCSD, NOAA, and NOAA bias corrected monthly precipitation data on overlapping dates	37
Figure A-12: The four regression models versus observed flows	38
Figure A-13: Four regression models averaged annually	38
Figure A-14: Annual projected IEUA surface supplies using the Precipitation and Temperature regression model	39
Figure A-15: Annual projected IEUA surface supplies using the Precipitation regression model	40
Figure A-16: Safe yield over time for the baseline and four trends in precipitation (top); change in safe yield (as compared to 2015 across four trends in precipitation (bottom)	41
Figure A-17: Urban indoor and outdoor demand for high demand scenario and historical climate	43
Figure A-18: Supplies used to meet demand for high demand scenario and historical climate	43
Figure A-19: Sources of recycled water (top) and uses of recycled water (bottom) for high demand scenario and historical climate	44
Figure A-20: Inflows (top) and outflows (bottom) to the Chino Basin for high demand scenario and historical climate	45

## Tables

---

Table 1: Management portfolios developed using the Portfolio Development Tool .....	10
Table A-1: Summary of uncertainties, projects, models, and outcome measures considered .....	22
Table A-2: IEUA WEAP model supply and demands .....	32
Table A-3: Indoor potable demand parameters for historical data and scenario projections .....	34
Table A-4: Climate effect factors on outdoor water demand .....	35

## Abbreviations

---

BCSD	Bias-Corrected Statistically Downscaled
CMIP	Coupled Model Intercomparison Project
FWOA	Future Without Action
GCM	General Circulation Model
GHCND	Global Historical Climatology Network Database
IEUA	Inland Empire Utilities Agency
IRP	Integrated Resources Plan
MWD	Metropolitan Water District of Southern California
NOAA	National Oceanographic and Atmospheric Administration
PDT	Portfolio Development Tool
RDM	Robust Decision Making
SAR	Santa Ana River
SEI	Stockholm Environment Institute
UWMP	Urban Water Management Plan
WCRP	World Climate Research Programme
WEAP	Water Evaluation and Planning System
WEI	Wildermuth Environmental Inc.

## Introduction

---

Water managers continue to face challenges related to climate non-stationarity (Milly *et al.*, 2008) in their long-term planning. Even when water supplies appear sufficient to meet present and short-term demand, uncertain future changes in temperature and precipitation make decisions about investments to ensure longer-term supply sufficiency difficult. In Southern California, the recent drought has refocused attention on water resources in this semi-arid, populous area. Although this drought appears to be consistent with long-term patterns of climate variability, its effects may be exacerbated by ongoing climate change, which is anticipated to have a strong effect on the region, including on its water supplies (e.g., with respect to the length and magnitude of droughts, timing of precipitation, and temperature-driven demand) (Differbaugh *et al.*, 2015; Mao *et al.*, 2015; Shukla *et al.*, 2015)

Adaptive management plans are designed to evolve over time in response to new information regarding future conditions. This type of flexible approach is becoming increasingly favored in the water management community as a mechanism for planning under uncertainty. Integrative approaches, which help facilitate adaptive plans, focus on combining a variety of management options, rather than a single type of solution.

The Inland Empire Utilities Agency (IEUA), a water management agency in Southern California, recently partnered with the RAND Corporation, a multi-disciplinary, non-partisan research organization and educational institution headquartered in Santa Monica, California, to evaluate how adaptive, integrative water management portfolios could improve IEUA's abilities to meet customer needs under a wide range of futures. This analysis was used to support the development of its Integrated Resources Plan (IRP). The purpose of the IRP is to evaluate the resiliency of water resources in the IEUA's service area over the next twenty-five years and to evaluate alternative management portfolios for ensuring water deliveries to urban users. The IRP results will be used to recommend regional strategies and identify preferred water supply projects that, in turn, will help the IEUA and its member agencies to apply for grants and loans to implement new projects. RAND supported IEUA's IRP by developing a tool for constructing and visualizing different portfolios for water management investments and actions, and enabling an analysis of *status quo* and potential future water management activity success in meeting future urban water demand under different demand and climate change-impacted water supply conditions. This follows RAND's previous work supporting the IEUA's 2005 Urban Water Management Plan (UWMP) (Groves, Knopman, *et al.*, 2008; Groves, Lempert, *et al.*, 2008).

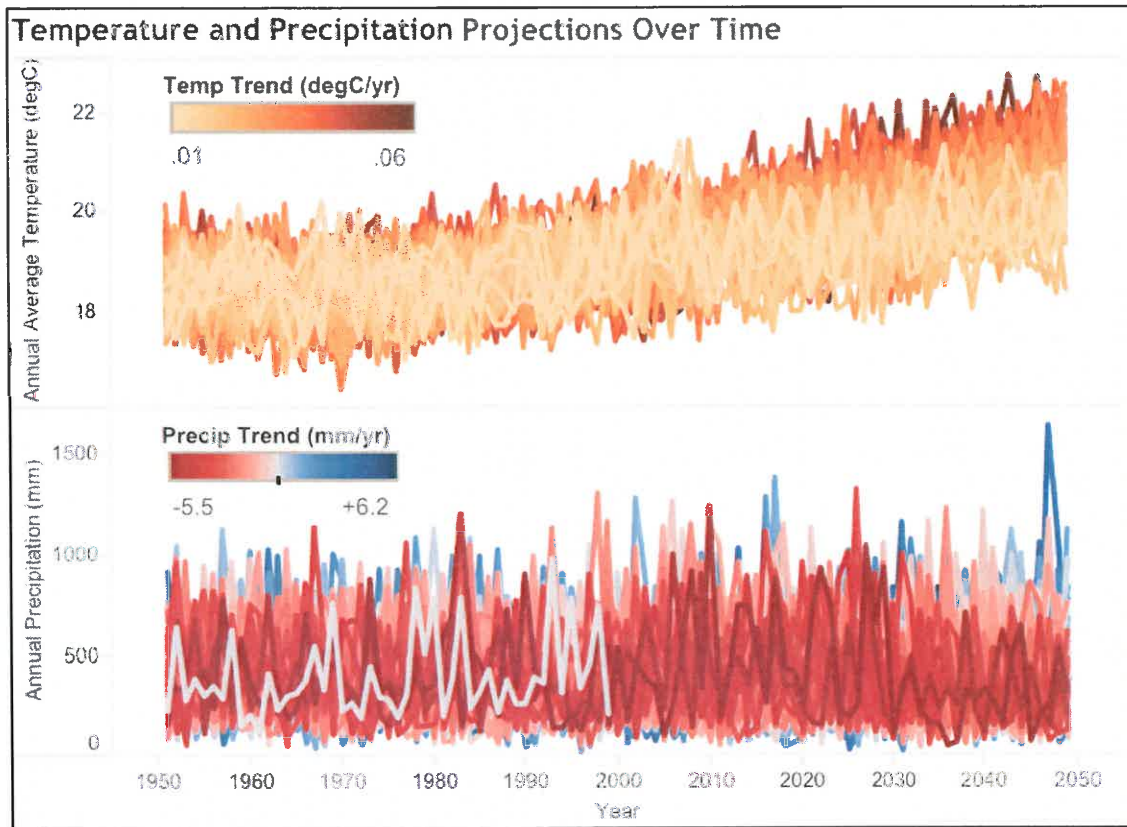
Current water demands in the IEUA service area are serviced by groundwater from the Chino Basin in addition to local surface supplies, recycled water, and imported water from Northern California via Metropolitan Water District of Southern California (MWD). In addition, IEUA implements water efficiency projects, such as low-flow toilet rebate programs. Depending on different estimates of future infrastructure water efficiency, this “baseline” supply (current and planned supplies from groundwater and other sources plus savings from water efficiency projects) is likely sufficient, or very nearly so, for meeting future demand assuming climatic conditions remain similar to those experienced in recent history. However, IEUA wanted to explore how shifts in stationarity assumptions through climate change, along with possible changes in demand, could impact its future water supplies and demands, and what water management projects could help meet future demand under uncertain future temperature and precipitation conditions.

A suite of global climate models suggests that temperatures over the IEUA service area will rise over the coming decades and that annual precipitation will continue to be highly variable, with no consensus on trends towards wetter or drier conditions. Figure 1 displays the annual average temperature and total precipitation estimates from 1950 to 2050 for the IEUA service area based on 106 downscaled projections of climate from a range of general circulation models (GCMs).<sup>1</sup> The temperature increases seen beginning around the 1980s and the uncertainty associated with local precipitation underscores the importance of carrying out an analysis of IEUA water management options and portfolios to ensure that future demand can be met under a variety of different hydrologic circumstances against the backdrop of rising temperatures.

---

<sup>1</sup> Note that GCMs are not expected to simulate the precise interannual fluctuations of the historical period, because stochastic forces and sequences of events that are unresolvable by numerical models drive such historical variability. Instead, GCMs are validated based on their ability to characterize the statistical characteristics of historical climate, such as maximum and minimum temperatures or precipitation.

Figure 1: Estimates of historical and future annual average temperature and total precipitation for the IEUA service area



To support this analysis we developed (1) a simple mass balance water management model to estimate future supplies and demand across different futures and (2) a decision support tool to help IEUA planners and stakeholders to compare attributes of different management options and develop portfolios for evaluation. We then used these tools with IEUA to evaluate how the IEUA system would perform across a wide range of supply and demand futures and compare how different management portfolios would ensure that IEUA would meet its goals across these futures. Due to the limited scope of this effort, we did not attempt to evaluate the cost-effectiveness or finer details (e.g., implementation potential at specific locations) of the different water management projects. We also did not conduct statistical analysis to determine the specific climatic conditions most conducive to different portfolio success or failure in meeting urban water demand, nor did we consider uncertainties related to budget and/or other factors that could impact our results.

## Methods

---

In this section we describe our study in terms of a four-step process, which generally follows a Robust Decision Making (RDM) approach (see Appendix 1 for more detail on RDM):

1. Compile information on a wide range of plausible water demand and supply futures reflecting climate change
2. Develop a simple water management mass balance model to evaluate the performance of the IEUA system under a wide range of futures;
3. Develop a portfolio development tool to help IEUA planners and stakeholders to compare attributes of different management options and develop portfolios for evaluation; and
4. Evaluate and compare how each proposed water management portfolio would enhance the IEUA's ability to deliver urban water supplies in the future under different futures of climate and demand.

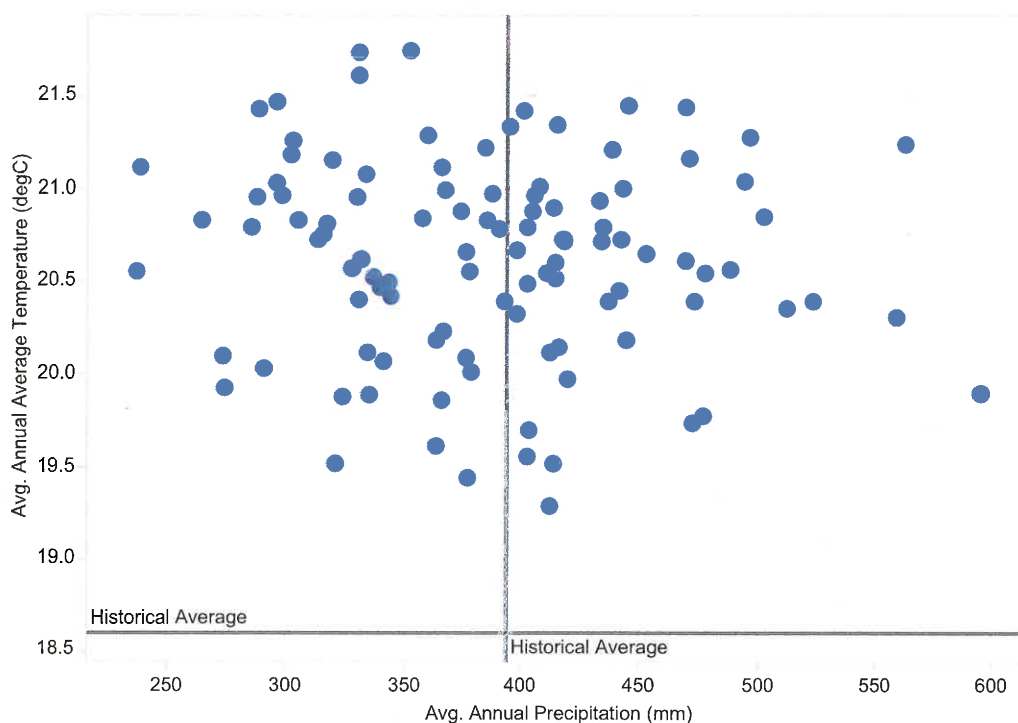
In the following section we describe the key results.

### Step 1 – Compile Water Supply and Demand Futures

The study considered how the IEUA system would perform under the 106 projections of future climate displayed in Figure 1. These were downloaded from an archive of downscaled global climate model simulations, described in Appendix 2. These 106 projections of future climate were integral to our ability to stress test the IEUA water management system in its ability to meet future demand. Each projection represents a plausible climate future in our analysis. Although we cannot know with certainty what type of climatic change the future holds, having a diverse set of projections enables development of management alternatives that could be robust in adapting to a range of different conditions. Figure 2 **Error! Reference source not found.** plots the average annual temperature and precipitation from 2040-2049 for this set of climate projections.



**Figure 2: Average annual temperature and precipitation over the Inland Empire Utilities Agency service area from 106 climate projections (2040-2049)**

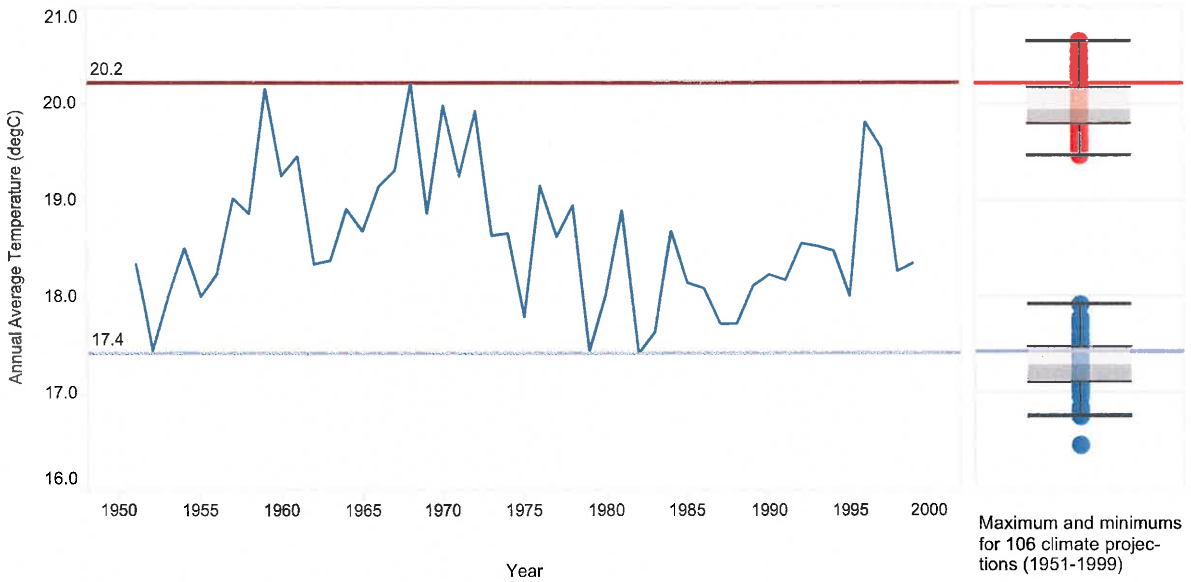


All the climate projections show higher average annual temperatures from 2040 – 2049 than the historical average (1951 – 1999). This is consistent with observed and projected changes around the world (IPCC, 2014). About half of the climate projections show higher precipitation and half show lower precipitation. Specifically, annual average precipitation varies between 237 mm/year to 595 mm/year, or between 60 percent and 151 percent of the historical record. This uncertainty in precipitation trends reflects the difficulty in modeling the complex atmospheric and oceanic processes that govern precipitation patterns in the Southwest United States and the stochasticity of these processes (Peterson *et al.*, 2013). Although these projections do not indicate whether the climate will get drier or wetter in the coming decades in the IEUA service area, they do provide a useful test bed of plausible climate conditions within which to stress test water management plans. Dry conditions could challenge the ability of the system to meet user demand whereas wet conditions could turn additional investments in new supplies into unnecessary expenditures.

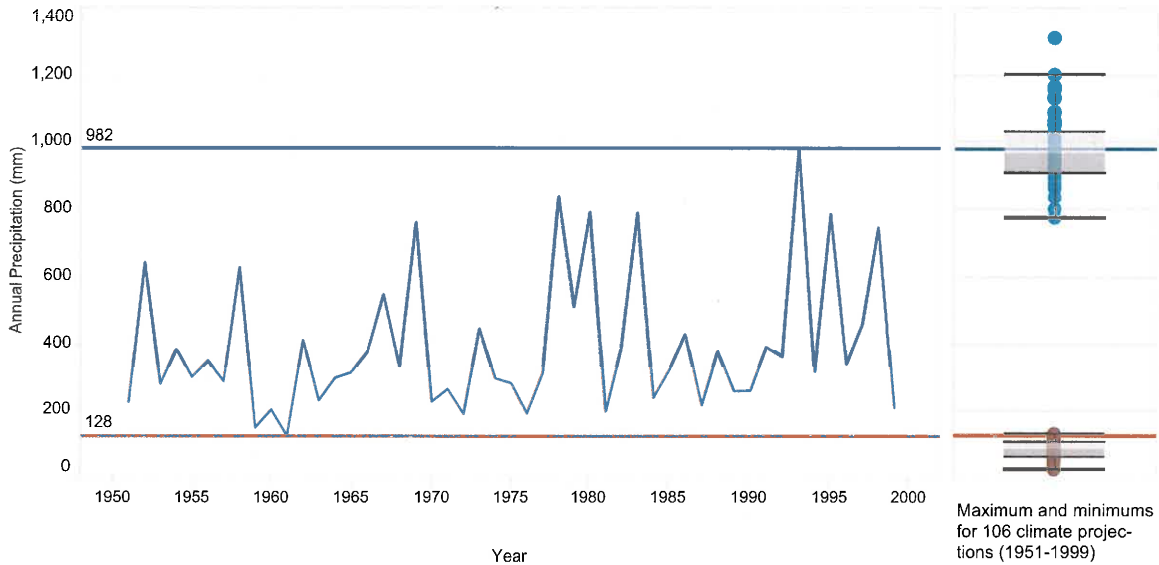
Scientists have confidence that the projections in Figure 2 are suggestive of future climate conditions that are impacted by higher greenhouse gas concentrations in the atmosphere. One reason is that these climate models, when evaluated for historical periods of time (e.g. 1950 – 2000), estimate past variability that is similar to the observed historical values. To illustrate this, **Error! Reference source not found.** Figure 3 shows the historical, observed annual average

temperature and annual total precipitation from 1951 – 1999 for the IEUA service area (blue line on the left), along side the maximum and minimum projected annual average temperature from the 106 climate scenarios for the same time period (box charts on the right). The models, when “backcasting” the same historical time period, estimate a range of maximum and minimum temperatures that are inclusive of the historical observed maximum and minimum temperature. **Error! Reference source not found.**Figure 4 shows the same comparison for annual total precipitation. Once again, the observed and modeled maxima and minima appear to have some overlap, which provides confidence that the models are able to provide some realism in their representation of the climate system.

**Figure 3: Observed historical annual temperature record for the IEUA service area from 1951 – 1999 (left) compared to the distribution of predicted maximum and minimum temperatures across the 106 climate scenarios for the same historical time period (right)**

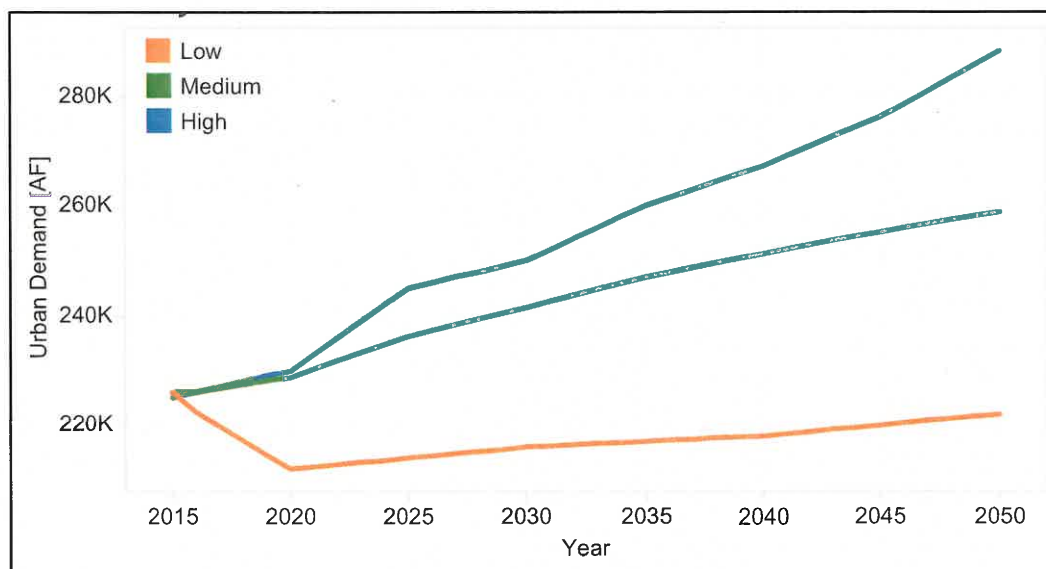


**Figure 4: Observed historical annual total precipitation record for the IEUA service area from 1951 – 1999 (left) compared to the distribution of predicted maximum and minimum precipitation across the 106 climate scenarios for the same historical time period (right)**



In addition to future climate, this work also examined impact of future demand. IEUA supplied two projections of future demand—a low and high demand estimate. A middle projection was then estimated within the water management model by specifying indoor and outdoor water use rates that were between those used for the high and low demand estimate. Figure 5 **Error! Reference source not found.** shows these three demand scenarios under conditions of no climate change. It also shows unmet demand under historical climate conditions.

Figure 5: IEUA demand scenarios under no climate change



## Step 2 – Develop Water Management Mass Balance Model

RAND developed a water management model developed for the IEUA service area using a simulation platform called the Water Evaluation and Planning system (WEAP) (Yates *et al.*, 2005). The purpose of this model was to help understand how the IEUA system would perform under a wide range of futures. In brief, WEAP enables integration of physical hydrologic processes with management of water demands and supplies using a link-and-node representation of a water management system, as constructed by a user. The WEAP model was used primarily to evaluate projected annual urban demands, sources of supply, and unmet demands.

RAND previously developed a WEAP model for the IEUA service area (Groves, Lempert, *et al.*, 2008) based on information available during the 2003-2005 time period. For the present study, RAND developed a new WEAP model based primarily on IEUA's latest spreadsheet-based information about current water supplies and demands, and annual projections of them through 2050. See Appendix 2 for more detail.

Absent available detailed analyses of how climate change could affect each element of IEUA's water supply portfolio, RAND worked with the best available data to develop some approximations using basic models (details below) for how different supplies and demand would change under different assumptions and projections of climate conditions. These analyses were developed as a first step towards a more comprehensive assessment of IEUA resilience to climate change, and were vetted by IEUA water managers. For the purposes of this initial work, these approximations provided sufficient insights into the potential impacts of climatic changes

on supply and demand to facilitate deliberation over the usefulness of different types of water management projects.

Below is a summary of the basic regression and other mathematically-simple models that were developed to estimate the impacts of climatic changes on the following elements of the IEUA system (see Appendix 2 for details):

- *Local surface supplies, storm water, and replenishment supplies:* two regression models of historical annual local surface supplies and annual climate were used to estimate future local surface supplies based on projections of temperature and precipitation. These models were applied to estimate local surface supplies, available storm water supplies, and non-MWD replenishment supplies.
- *Groundwater safe yield:* Projections of future safe yield under different trends in climate conditions were developed by Wildermuth Environmental Inc. (WEI) and provided to IEUA and the study team. The current long-term sustainable yield of the groundwater basin was then modified for each climate projection based long-term precipitation trend perturbation factors derived from the WEI analysis.
- *Imported supplies via Metropolitan Water District:* A simple linear model of supply availability over time from Northern California via MWD was used to modify IEUA's contractually available supply from MWD. Two different climate response rates were evaluated that effectively assumed a 17 percent and 34 percent reduction in imported available water by 2040.
- *Water demand:* Demand climate adjustment factors were developed using IEUA calculations of the sensitivity of demand to climate using MWD-MAIN. These factors were used together with the climate scenarios (annual average temperature and precipitation) to adjust the demand annually.

By imbedding these models into the WEAP model, we estimated future local surface water production, groundwater sustainable yield and replenishment, outdoor urban demand, and possible adjustments to water imports under changing climate. This WEAP model was used to both test baseline supply resiliency to climate change as well as determine expected benefits from new water management projects.

### Step 3 – Develop a Portfolio Development Tool

With inputs from the IEUA and its member agencies, RAND created a Portfolio Development Tool (PDT) using the visualization software platform Tableau. The purpose of this activity was to support the second step of our analysis by creating a user-friendly interface through which the IEUA and its member agencies could explore a variety of water management projects and develop portfolios that included one or more projects. The PDT enables users to review individual project attributes—both quantitative (i.e., how much water they produce) and qualitative (e.g., whether they contribute to different IEUA regional goals)—and determine how

combinations of these projects together would increase future supplies, moderate demand, and meet qualitative, regional goals.

IEUA and RAND used the PDT to support a series of meetings between the IEUA and member agencies and a workshop co-run with member agency representatives to create different adaptive, integrative portfolios for increasing future water supplies. After discussing the individual projects and their attributes in detail, each stakeholder (including IEUA staff, member agencies, and the Chino Basin Watermaster) was invited to design portfolios with varying emphases. The PDT not only assisted in the development of the portfolios used in the analysis, but also fostered more general discussion about the types of projects each stakeholder saw as beneficial and the impacts of different plausible future demand and supply scenarios. IEUA finalized a set of 8 portfolios for the IRP (Table 1). Most of the portfolios in Table 1 represent groups of projects that several stakeholders were interested in, and/or alternative emphases in water project management that were useful to explore in order to understand how the system would perform in the future. The IEUA IRP includes more detailed description and rationale for these portfolios.

**Table 1: Management portfolios developed using the Portfolio Development Tool**

<b>Portfolio Name</b>	<b>Portfolio Description</b>
Portfolio #1	Maximize the Use of Prior Stored Groundwater
Portfolio #2	Maximize Recycled Water (Including External Supplies) and Local Supply Projects and Implement Minimal Water Efficiency
Portfolio #3	Portfolio 2 Plus Secure Supplemental Imported Water from MWD and Non-MWD Sources
Portfolio #4	Maximize Recycled Water (Including External Supplies) and Implement Moderate Water Efficiency
Portfolio #5	Portfolio 4 Plus Implement High Water Efficiency
Portfolio #6	Maximize Supplemental Water Supplies and Recycled Water Supplies
Portfolio #7	Maximize the Purchase of Imported Water from MWD and Implement Minimal-Moderate Level of Water Efficiency
Portfolio #8	Portfolio 7 Plus Maximize Recycled Water

## Step 4 – Evaluate Different Management Portfolios Across Futures of Climate and Demand

The study team next used the WEAP model to “stress test” the resiliency of the IEUA service area’s baseline water supplies, and baseline supplies plus the different future water management project portfolios, under different climate and demand futures. These evaluations considered urban demand, supplies, and unmet demand from 2015 to 2050 for each of the 106 climate change projections as well as a projection that repeated historical climate conditions. Impacts of

these 107 climate futures on IEUA's baseline supplies and proposed portfolios to augment supplies were examined in the context of the three future demand scenarios, as well as assumptions about the strength of climate change on imports, and the sensitivity of local supplies to temperature. In sum, IEUA's baseline supplies and each augmentation portfolio were tested against 1,284 futures (107 climate projections x 3 demand scenarios x 2 regressions to estimate climate impacts on local supplies x 2 levels of climate impact on water imports). The necessary computing capacity was obtained via Amazon Web Service, which enabled the WEAP model to be run hundreds of times simultaneously.

## Results

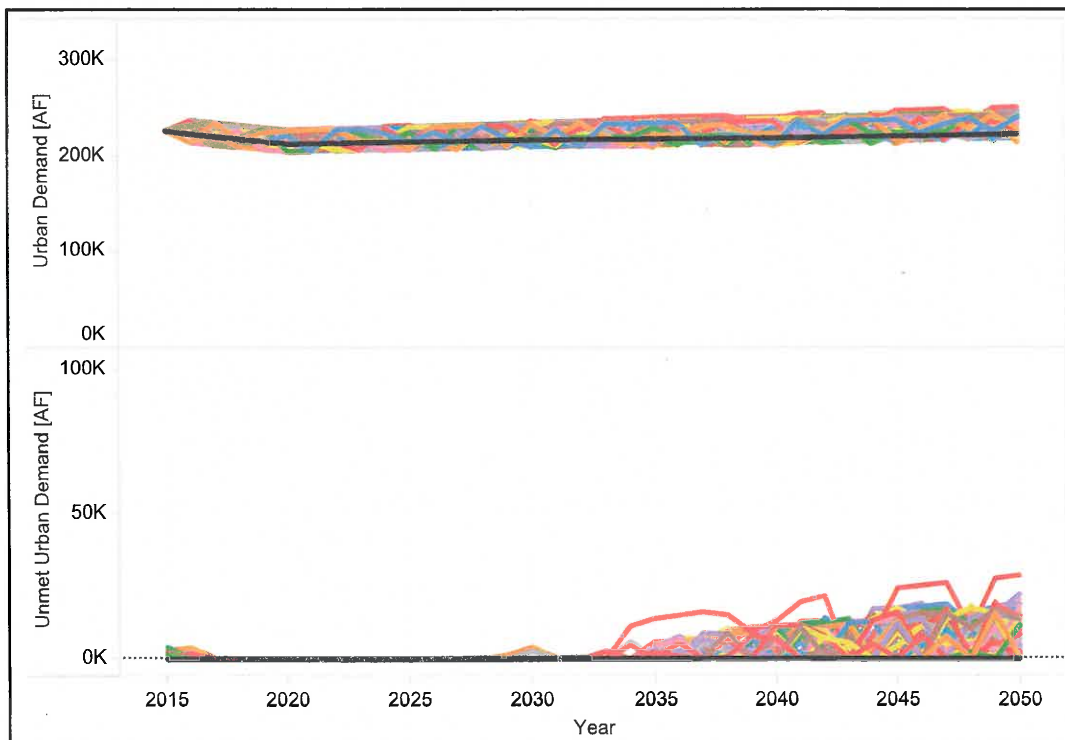
---

In this section, we summarize the results of our analysis of IEUA's system under the wide range of climate and demand futures.

### IEUA baseline supplies may be insufficient to meet future demand

We first explored how well IEUA baseline supplies were able to meet future demand under varying climatic conditions using the WEAP model. We found that, under the low demand scenario, supplies were sufficient under historical climate and mostly sufficient through mid-century with climate change (Figure 6). After 2035, some shortages begin to appear. The figure below shows results that assume the strongest effect of climate on imports, and that temperature changes affect local supplies. See Appendix 2 for more detail.

**Figure 6: Unmet demand for IEUA service area by climate change scenario over time (low demand scenario)**

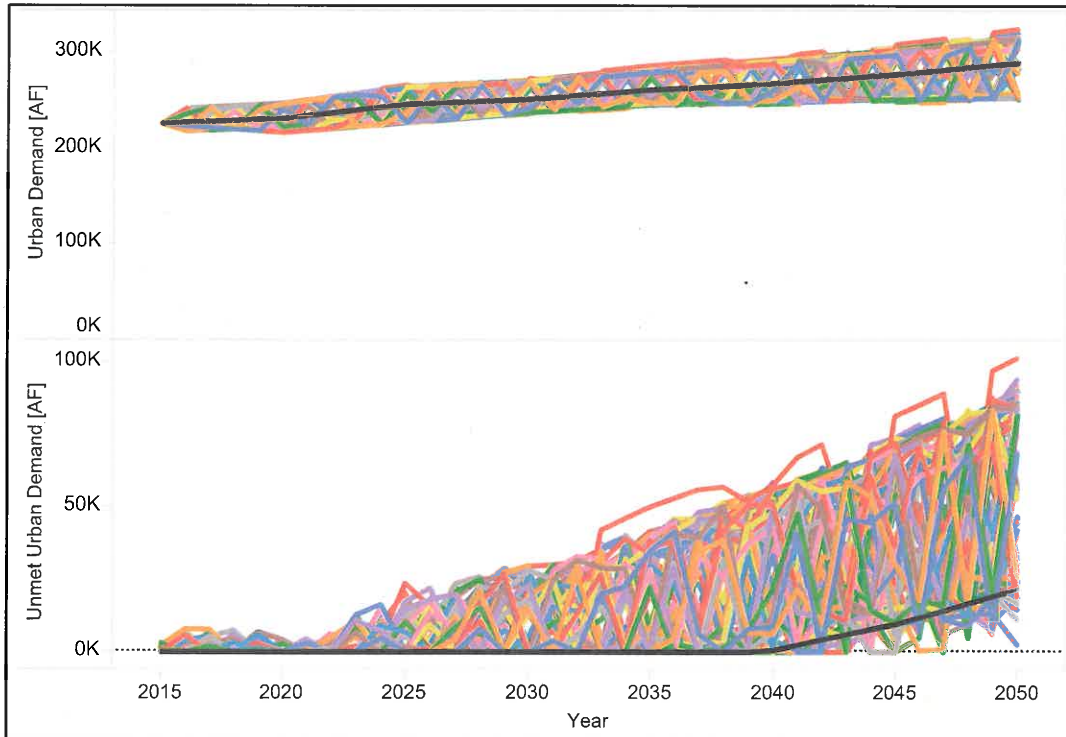


Note: Colored lines correspond to the individual 106 climate scenarios. The black lines correspond to the historical climate scenario.



However, supplies do not appear sufficient to meet demand in the medium (not shown) and high demand scenarios as early as 2016, with the level of unmet demand ramping up significantly after 2020. Under the high demand scenario, unmet demand is nonzero even under historical climate conditions (Figure 7).

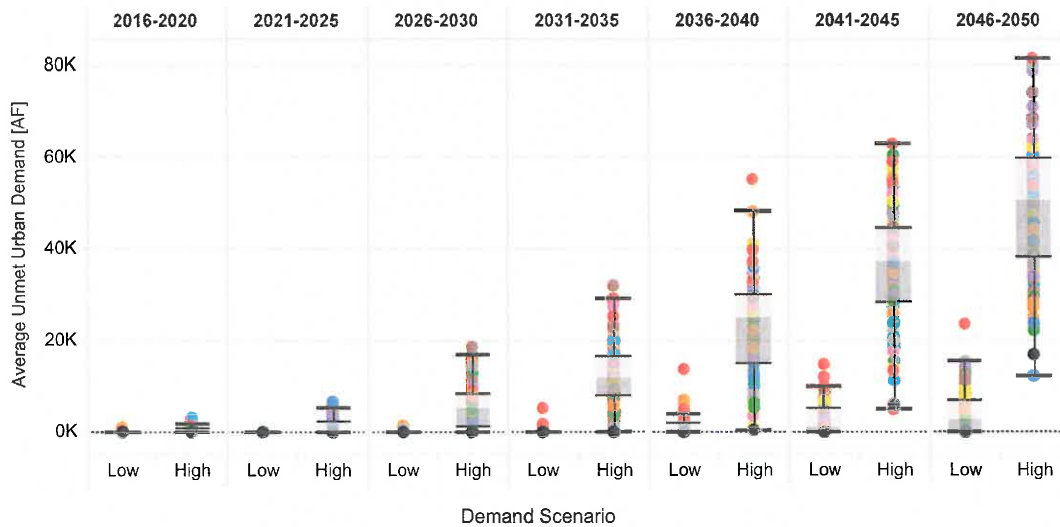
**Figure 7: Unmet demand for IEUA service area by climate change scenario over time (high demand scenario)**



Note: Colored lines correspond to the individual 106 climate scenarios. The black lines correspond to the historical climate scenario.

Figure 8 summarizes the results shown above by 5-year period. For the 2036-2040 period, which essentially reflects the end of IEUA’s IRP timeframe, there is virtually no unmet demand for half of the 106 climate projections under the low demand scenario. In contrast, under the high demand scenario, which was used in the IRP, the median result for unmet demand is about 25 TAF/year, and there is unmet demand in most of the future climates considered. Note that the IEUA IRP reports the 75<sup>th</sup> percentile unmet demand results as a characterization of the majority of plausible futures. The 75<sup>th</sup> percentile results are seen in the figure as the top of the shaded boxes.

**Figure 8: Summaries of unmet demand across climate scenarios by demand scenario and 5-year period**

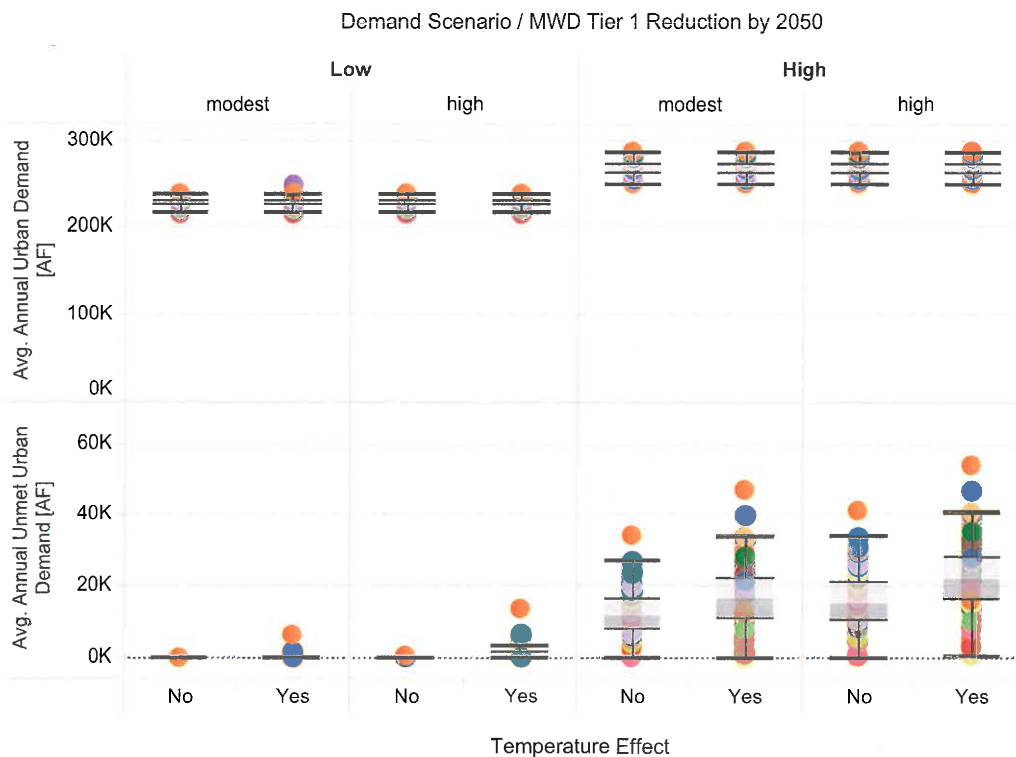


Note: Colored dots correspond to the individual 106 climate scenarios. The black dots correspond to the historical climate scenario. The boxes show the 25<sup>th</sup>, median, and 75<sup>th</sup> quartile results, with the vertical stems indicates 1.5 times the 25<sup>th</sup>-75<sup>th</sup> quartile range.

RAND also investigated how the results vary with different assumptions about how much MWD supplies might decline over time in response to climate change, and whether or not local supplies, stormwater, and non-MWD replenishment supplies will fluctuate due to temperature in addition to precipitation (see Appendix 2 for more detail). Figure 9 compares the range of unmet demands for the 2036 – 2040 period under different assumptions about temperature effects on local supplies and climate change on MWD supplies. For the low demand scenario, the assumptions appear to have little effect on the unmet demand results across the climate scenarios. For the high demand scenario, however, there are some modest changes. The effect of going from modest to high climate impact on MWD supplies is about equal to the effect of including the temperature impacts on local, stormwater, and replenishment water supplies. For both types of uncertainties, however, the effects on the results are modest, and are much smaller in scale than differences in results between demand scenarios.

For the IRP, IEUA selected the assumptions that (1) climate change would have a high impact on MWD supplies and that (2) there would be temperature effects on local, stormwater, and replenishment supplies in order to be able to plan for more stressing future situations. These assumptions were made to ensure that IEUA has sufficient resources and necessary infrastructure under a wide range of plausible futures.

**Figure 9: Average urban demand and unmet demand (2036 – 2040) across climate scenarios (boxes), demand scenarios (Low, Wide), climate effects on MWD supplies (modest, high), and temperature effects on local, stormwater, and replenishment supplies (No, Yes)**



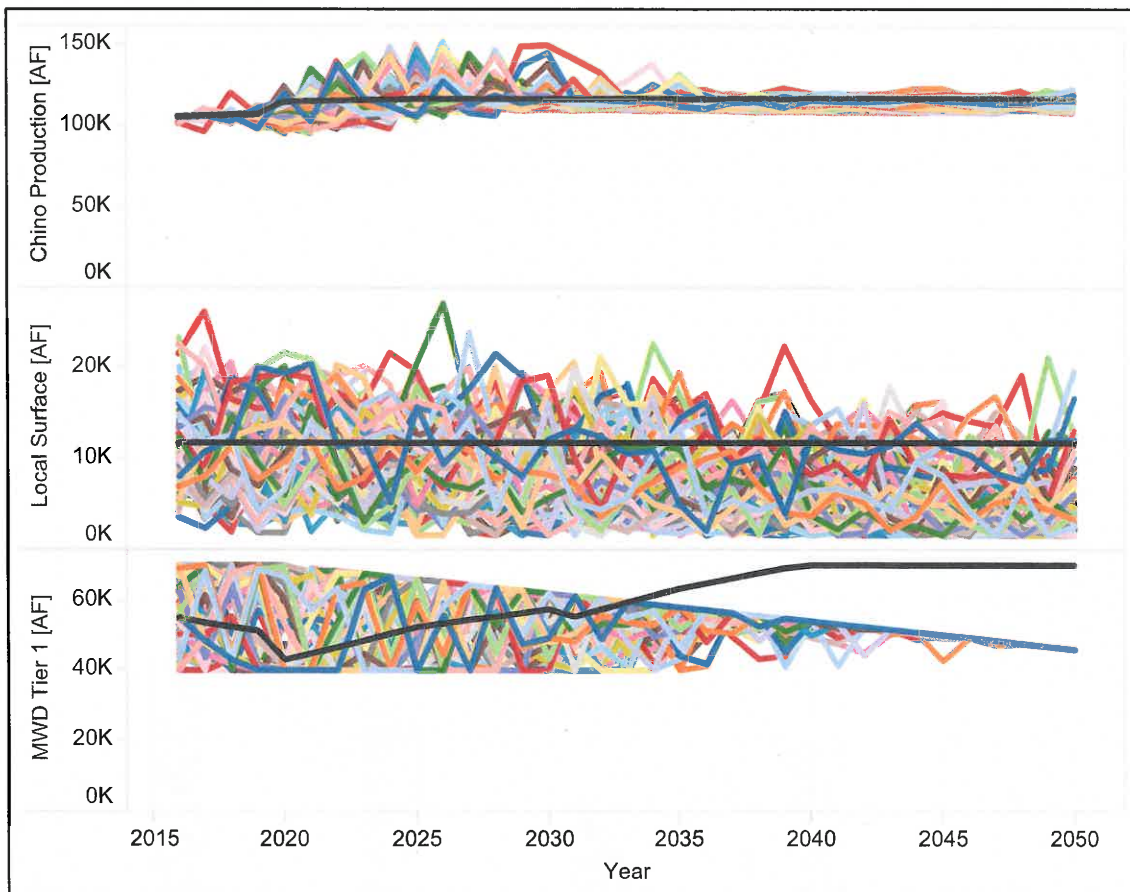
Note: Colored dots correspond to the individual 106 climate scenarios. The black dots correspond to the historical climate scenario. The boxes show the 25<sup>th</sup>, median, and 75<sup>th</sup> quartile results, with the vertical stems indicates 1.5 times the 25<sup>th</sup>-75<sup>th</sup> quartile range.

Figure 10 shows the major climate-dependent supplies used to meet demand over time for the 106 climate projections and historical record. The top panel shows these results for Chino Basin groundwater. The figure shows that during the next 15 years, when supplies generally exceed demand, there is a range of groundwater supply use, depending on the demand and availability of cheaper local surface supplies. The increased use during some years reflects deferred use of these supplies during wet years. Around 2030, increasing demand, coupled with declining surface supplies, groundwater supply becomes more stable at the maximum amount available. The slight range of use across the climate scenarios in the out years reflects the different climate effects on safe yield—which is small.

Local supply, some types of which are relatively low-cost (notably excluding recycled and desalted water), fluctuates due to its availability. Figure 10 shows significant variability as well as a tendency for declining amounts of supply, as compared to the typical IEUA assumption of stable supplies based on historical yields (the solid black line). These results reflect the projected warming conditions for all climate scenarios and variability in projected precipitation.

Lastly, the bottom panel of Figure 10 shows use of MWD Tier 1 water (water supplied at the lowest cost tier) over time across the 106 climate projections and historical (black line). Future use under assumptions of historical climate declines initially as other supplies are developed. After 2020, however, IEUA increasingly relies on the assumed available MWD Tier 1 supply to meet growing demands. By 2040, all cheaper supplies are completely utilized and MWD Tier 1 supply is used at its maximum level. Note that 2040 is the year in which shortages are also shown to begin (see Figure 7). There is significant interannual variability in the use of MWD Tier 1 supplies across the futures, in response to variable demands and other supplies. In many years, Tier 1 use reaches the maximum available amount. Per the assumptions about climate's impact on available MWD supplies, the maximum amount available begins to decline in 2020. In those years and scenarios in which the MWD Tier 1 use is at this declining maximum level, there is also unmet demand as seen in Figure 7.

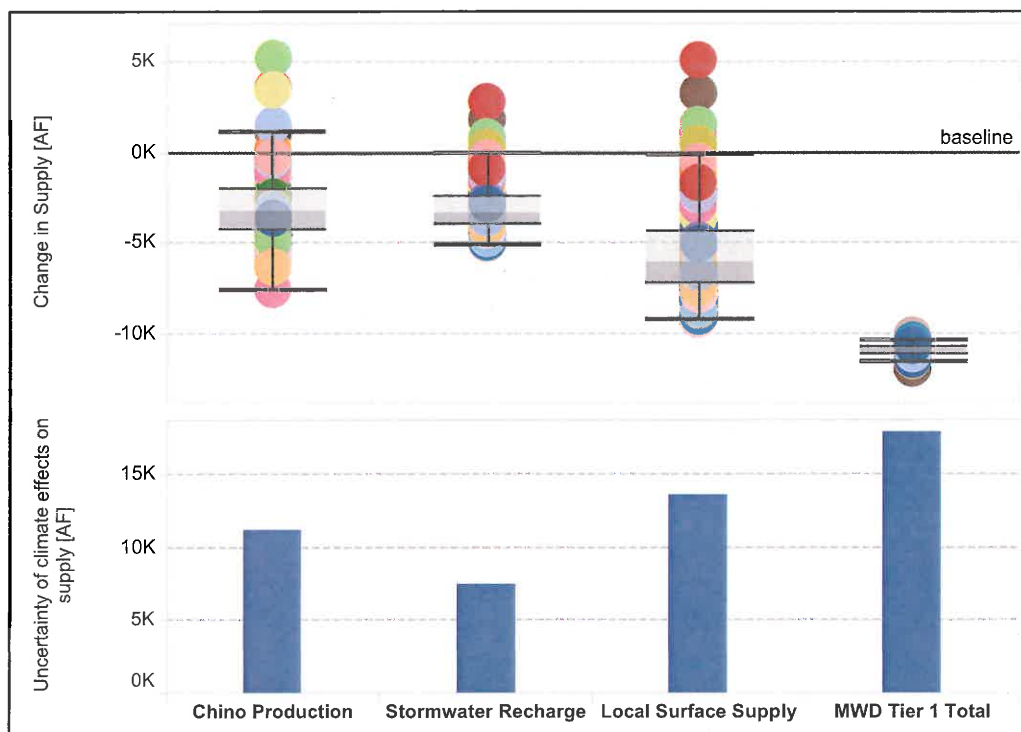
**Figure 10: Baseline supply ability to meet IEUA service area in the high demand scenario by climate projection**



While there is uncertainty over how climate change might affect IEUA’s supplies, the climate scenarios used, combined with assumptions made in this analysis, show a tendency for supply reductions. The top panel of Figure 11 shows that for most scenarios, supplies are lower than they would be under historical climate conditions. The largest potential impact on supply is on MWD imported supply—with all climate scenarios showing a decline in accordance with the assumption that MWD supplies could experience a gradual decline in response to climate change. The second most impacted supply is on local surface supply, with a median decline of about 5 TAF/year. The overall effect on groundwater production is small, consistent with the assumptions about climate’s effect on safe yield.

The bottom panel of Figure 11 shows the range in use of future supplies across the climate scenarios. For the resources that are utilized fully due to their lower cost, such as Chino groundwater and local surface supplies, the variability reflects the range of climate impacts on these supplies. For these, the larger range of uncertainty is seen in the local supplies. The range in uses of MWD Tier 1, however, reflects the range of availability of the less expensive supplies—not any assumptions of climate effects on MWD supplies. As described above, the only climate effect on MWD Tier 1 availability is specified through a steady decline in supply availability.

**Figure 11: Impacts of climate on IEUA supplies across climate futures (colored dots) (2036-2040) (top) and uncertainty in the magnitude of climate impacts uncertainty (bottom)**



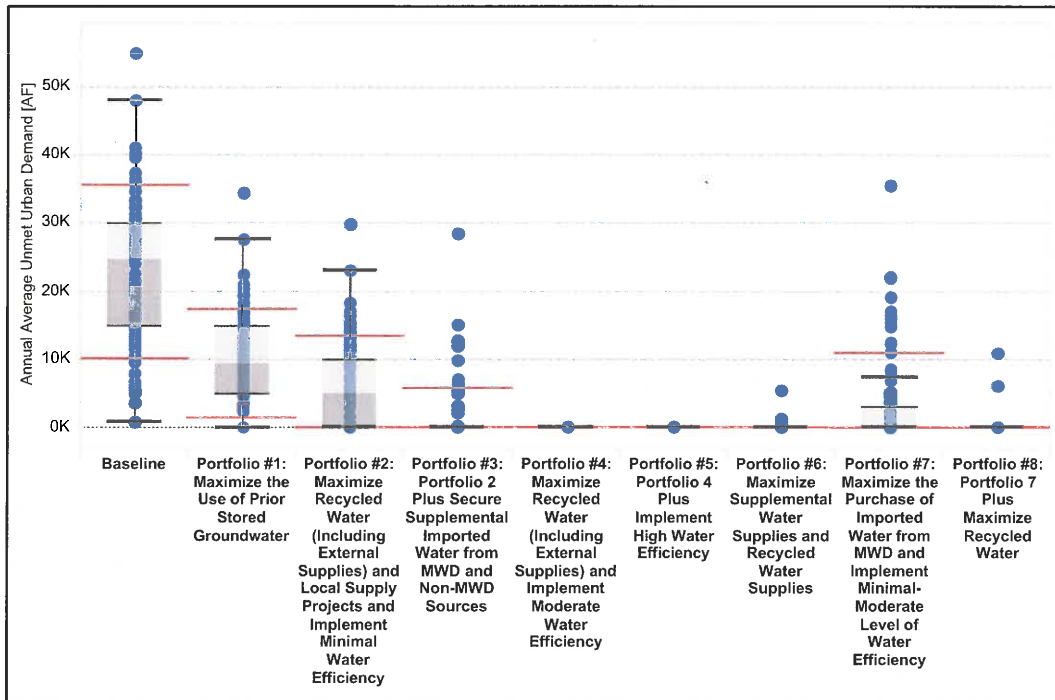
Note: Colored dots correspond to the individual 106 climate scenarios. The black dots correspond to the historical climate scenario. The boxes show the 25<sup>th</sup>, median, and 75<sup>th</sup> quartile results, with the vertical stems indicates 1.5 times the 25<sup>th</sup>-75<sup>th</sup> quartile range. The blue bars indicate the range of supply outcomes across the climate scenarios (excluding the historical simulation shown by the black dot).

## Management strategies that focus on efficiency and maximizing use of recycled and imported water help close future gaps between supply and demand

Through interactions with member agencies and other stakeholders and facilitated by use of the PDT, the IEUA converged on the choice of the seven portfolios listed in Table 1, consisting of different water management actions aimed at closing the future gap between supply and demand, and meeting other regional goals.

Using the WEAP model and the same climate projections used to “stress test” the IEUA baseline water supplies, we evaluated how well each of the eight portfolios would meet demand in the future. Figure 12 summarizes the performance of the baseline strategy and the eight portfolios in terms on unmet demand from 2036 – 2040. All portfolios lead to an improvement in unmet demand over the baseline supply. Portfolio 1, which uses previously stored groundwater, reduces unmet demand by more than half for the median climate scenario. Portfolio #2, which increases use of recycled water and external supplies as well as implements additional efficiency, eliminates unmet demand for more than 25 percent of scenarios and reduces the median unmet demand to below 10 TAF. Portfolio #3 improves upon portfolio #2 by adding additional imports—all but eliminating unmet demand. Portfolio #7 combines moderate efficiency with increased imports to eliminate unmet demand in more than half of the scenarios. Lastly, four portfolios—#4, #5, #6, and #8—eliminate unmet demand in at least 90 percent of the scenarios. The first two do so by significantly increasing efficiency—effectively ensuring that demand follow the low growth demand trajectory. The other two (#5 and #8) improve performance by maximizing recycled water use while also increasing imported water supplies.

**Figure 12: Average unmet demand (2036 – 2040) across climates projections for high demand projection and different IEUA portfolios**



## Conclusion

---

This study helped IEUA evaluate how its system would perform across a wide range of future climate and demand futures. This information confirmed that the region could be vulnerable to plausible climatic changes, particularly if demand increases along a higher trajectory. These identified “vulnerabilities” also guided IEUA and its stakeholders in developing eight portfolios of management options. The analysis then compared these portfolios and found that portfolios that include additional water use efficiency and maximizing use of local resources—such as recycled wastewater and stormwater capture—can significantly increase the robustness of IEUA’s system, providing confidence that IEUA will meet its long-term goals. This work also demonstrated the value of interactive, analysis based decision support tools. Both the Portfolio Development Tool and the WEAP water management model served as important tools that IEUA planners used to develop and refine their IRP.

These findings were highly useful to IEUA in the development of its IRP, and IEUA management considered this work a “game changer” (Davis, *personal communication*). Specifically, by identifying the key vulnerabilities and evaluating different options for improving the robustness of IEUA’s system, IEUA was able to quantify the value of efficiency and local supply strategies in reducing the risk of future supply shortfalls in IEUA’s service area. Further, the work provided reassurance that their region could be sufficiently prepared for a future with uncertain shifts in climate. By engaging in this process, IEUA has not only identified how and when changes in temperature and precipitation could impact its water supplies, but also how demand influences the delicate balance between supply and demand. Both the timing of surges in unmet demand and the types of management actions that could help mitigate anticipated gaps in supply helped to inform the development of IEUA’s IRP in a way that encourages adaptation and the use of integrative plans.

This study provides an important foundation for IEUA’s long-term planning. Additional analysis, however, could assist IEUA in identifying key climate and demand triggers that would indicate when additional IRP management projects would need to be implemented or brought on line. Adding such adaptive elements to IEUA’s long-term plan can help ensure IEUA is prepared for more stressing future conditions while also avoiding over building in the case that conditions change more gradually over time or in ways that can be addressed with IEUA’s current system.



## Appendix 1 – Robust Decision Making

---

This work is guided by the Robust Decision Making (RDM) (Groves and Lempert, 2007; Lempert *et al.*, 2003) analytical framework. RDM is an approach that seeks to determine what plans reduce risk over a range of assumptions, thereby facilitating deliberation among stakeholders that may have differing values and expectations about the future (Lempert, 2013). The process involves iterative steps including stakeholder interactions, modeling, and statistical analysis that facilitate interactions and shape decision-maker discussions around which factors lead to plan success or failure and the identification of robust solutions – those that perform well under a range of futures—rather than a single “best” solution (Hallegatte *et al.*, 2012; Lempert *et al.*, 2006).

The RDM approach runs models on tens to thousands of different sets of assumptions to describe how plans perform in a range of plausible futures. Analysts then use visualization and statistical analysis of the resulting large database of model runs to help decision-makers distinguish future conditions in which their plans will perform well from those in which they will perform poorly (Bryant and Lempert, 2010). RDM has been used in a range of contexts, to include water management, flood risk assessment, and sea level rise planning (Groves *et al.*, 2013, 2014; Herman *et al.*, 2015; Tingstad *et al.*, 2013).

This particular work did not follow a full RDM approach due to time and resource constraints. It did use deliberation with stakeholders to identify portfolios for use in the analysis and employed many different futures to assess which of those portfolios appeared most robust across a range of plausible conditions. However, this work did not mine the resulting statistical database of portfolios and how they perform under each plausible future in order to understand which conditions cause portfolios to perform particularly well or poorly. This could be the focus of future work with IEUA.

Many RDM analyses are conceptually organized using a framework called “XLRM”, where key uncertainties (X), policy levers or strategies (L), relationships or models (R), and metrics or outcome measures (M) are summarized in a quad chart. The principal considerations around which this project is organized are summarized in XLRM format below (Table A-1).

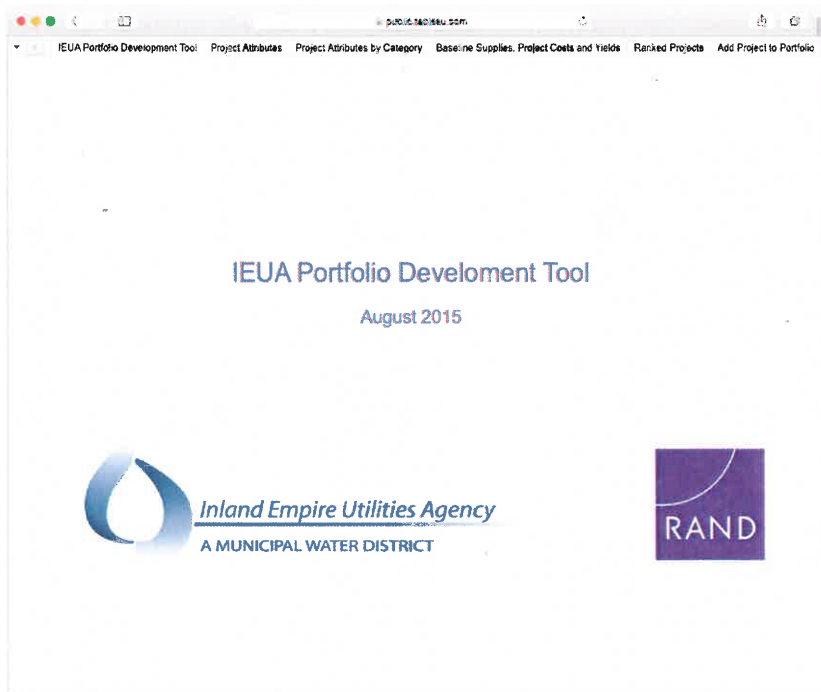
**Table A-1: Summary of uncertainties, projects, models, and outcome measures considered**

Uncertainties (X)	Projects (L)
Climate conditions Demand	75 different projects in categories <ul style="list-style-type: none"> <li>• Chino Basin projects (13)</li> <li>• Imported Water Direct, Imported Water Recharge (14)</li> <li>• Imported Water Recharge (3)</li> <li>• Imported Water Recharge / Recycled Water (4)</li> <li>• Local Surface (2)</li> <li>• Other Groundwater (1)</li> <li>• Recycled Water (16)</li> <li>• Stormwater (6)</li> <li>• Stormwater, Recharge, Imported Water Recharge, Recycled Water (4)</li> <li>• Water Use Efficiency (10)</li> <li>• Chino Basin Groundwater, Recycled Water, Imported Water (2)</li> </ul>
Models (R)	Performance Metrics (M)
WEAP IEUA IEUA Portfolio Development Tool	Demand Sources of supply to meet demand Unmet demand

## Appendix 2 – Portfolio Development Tool

This appendix describes the IEUA Portfolio Development Tool (PDT) developed by RAND (Figure ), with input from IEUA on its function, design, and input data. The PDT is a decision support tool designed to help IEUA and its member agencies assemble different portfolios of water management options that could help ensure the IEUA meets future water demands. IEUA used the PDT to develop a set of portfolios that were then evaluated across different climate and demand scenarios using a water management model described in Appendix 3. Although the information within and specific design of the PDT are specific to IEUA’s needs, the visualization platform and methodological process could be used in the context of any water agency with similar needs for long-range planning under uncertain future conditions.

**Figure A-1: Title screen for the Portfolio Development Tool**



The PDT was developed using Tableau ([www.tableausoftware.com](http://www.tableausoftware.com))—a business analytics and visualization software package. All the data used to develop the PDT were provided to RAND by IEUA, and the PDT was deployed via the Internet for IEUA and stakeholders. In the series of figures below, we walk through each of the PDT’s visualizations. Once again, the design and data shown here are specific to IEUA, but this type of tool could be configured to support decision-making within numerous types of organizations.

## Overview of the Portfolio Development Tool

The PDT’s main function is to help the user develop a portfolio of management options (or projects) that meets specified near-term and long-term water supply and demand targets. To do this, the user first specifies the projects that he or she wishes to consider. Next, the user specifies the near-term and long-term targets. The PDT then identifies the projects that would best achieve the targets from the set of eligible projects using a cost effectiveness criterion. In this context cost effectiveness is expressed in terms of levelized cost—or average cost per unit of new supply or demand reduction. Lastly, the PDT summarizes the included projects, their overall attributes, their cumulative yields, and their cumulative costs.

# Portfolio Development Tool Visualizations

Figure A-2 shows one visualization used to concisely display qualitative information about the attributes of different water management projects. Here, each row pertains to a different project, organized by type, with each column indicating one of 16 qualitative attributes related to IEUA’s future goals (e.g., increasing water levels in critical groundwater management zones, increasing stormwater capture and associated groundwater recharge). Filled circles indicate that projects help meet certain goals, half circles indicate that a projects have no impact on goals, and open circles indicate that projects detract from efforts to meet goals. IEUA, in consultation with its member agencies, developed these qualitative metrics and evaluated them for the different projects. More information on these can be found in the IRP. The visualization below provided a reference for IEUA and member agencies used this tab to contrast how well different types of and individual projects helped meet goals.

**Figure A-2: Summary of how a sample of IEUA potential projects would help meet qualitative goals**

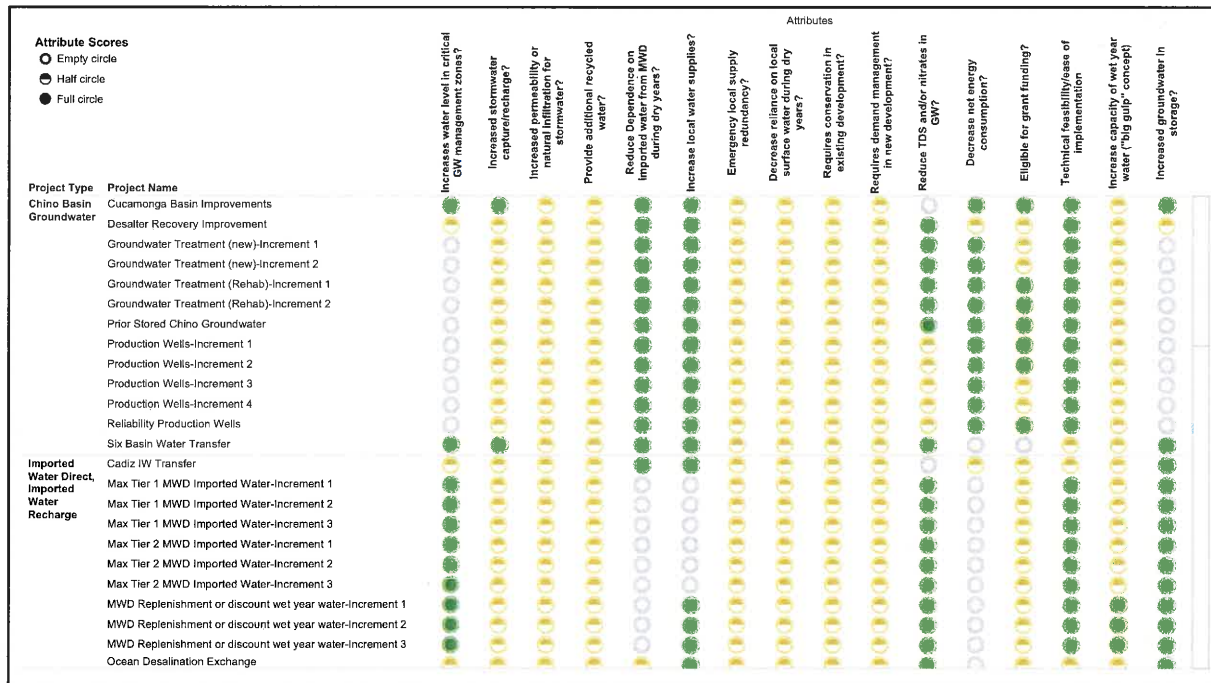



Figure A-3 displays the same IEUA qualitative goals as in the previous screenshot (above), but summarizes their values within the different project categories. This shows, for example, how many projects within the more general category of “Chino Basin Groundwater” add to, detract from, or have neutral effects on different goals. This assists decision makers in identifying which categories have the most projects that might contribute to the achievement of particular goals.

**Figure A-3: Summary of how well projects in different categories meet various IEUA qualitative goals**



IEUA has considerable supplies to meet current and future needs already. These are highlighted in the top panel of Figure A-4, and include groundwater, recycled water, imported water, conservation measures, and other sources. The color bars indicate when these sources come online, and most are already available. (Note that those that come online in the future are already planned for implementation and are thus not considered in the portfolios directly.) IEUA and member agencies requested this view of the baseline supplies because it serves as a useful perspective upon which to layer projects to bring additional future supplies. Below the baseline supply panel are the different potential projects, sorted by general categories, and with information about cost and amount of supply each is estimated to provide. Note that not all projects are visible in this screen shot.

**Figure A-4: Summary of baseline supplies, estimated new project supply amounts, and new project costs**

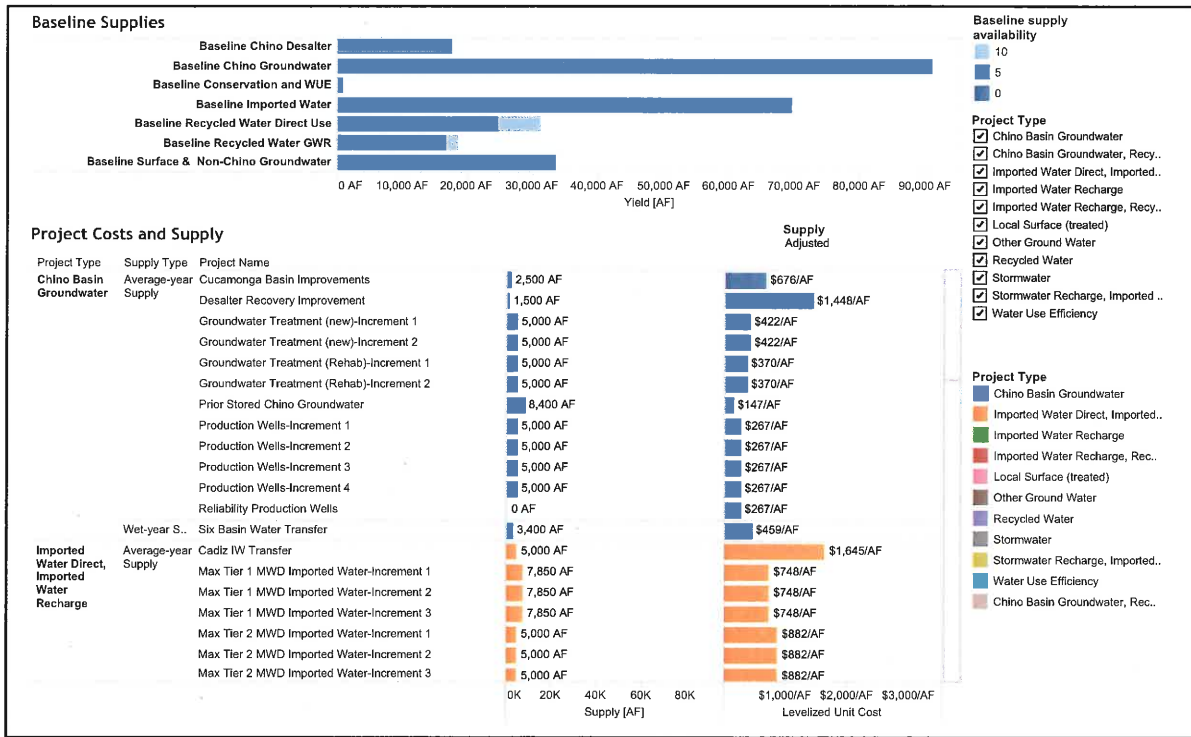
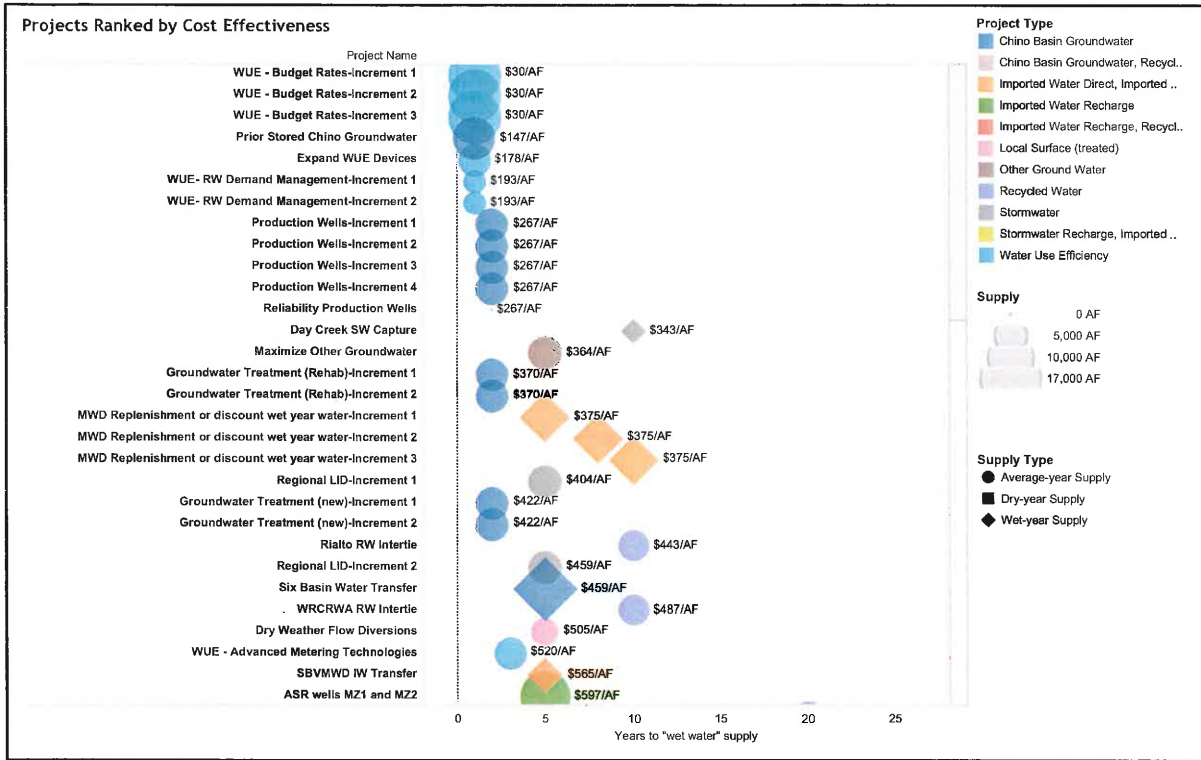


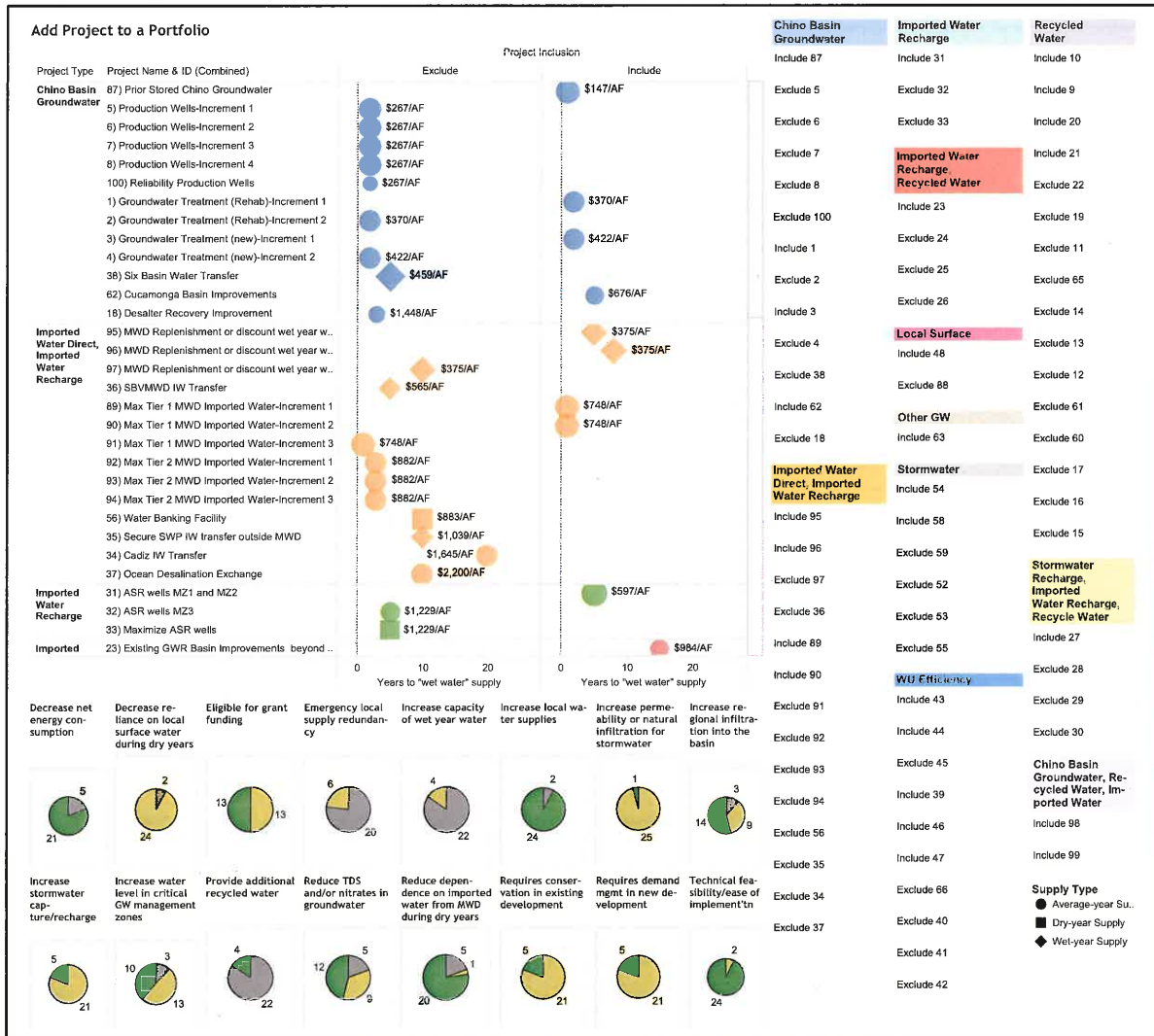
Figure A-5 displays all the projects, sorted by preliminary estimates of per unit water cost (these have yet to be finalized). Symbol coloring indicates its category, size indicates its estimated volume; horizontal position indicates the number of years until which the project produces enough water to add to the supply IEUA distributes to stakeholders; the text label indicates its cost; and its symbol indicates whether the water is available during any given year or only under particularly wet or dry conditions. This view was useful for stakeholders to compare projects, and general categories of projects, by supply amount, timing, and cost.

**Figure A-5: Project cost per acre-foot, with information on project type, supply amount, supply type, and number of years to “wet water” supply**



The next figures show how IEUA and member agencies were able to use the tool to create different potential portfolios of water management projects. Figure A-6 shows a tab in which the user is able to select individual projects to be considered in a portfolio. The user can exclude or include a project with a single click of the toggles on the right side of the screen shot. Projects’ inclusion, category, cost, and years to wet water supply are tracked in real time on the left side of the screen. Aggregate summaries of the project attribute measures are shown as pie charts at the bottom of the screen. In this figure, a subset of projects is selected for inclusion, and only some projects are shown in the figure. In the tool, the user is able to scroll to see projects from all project categories.

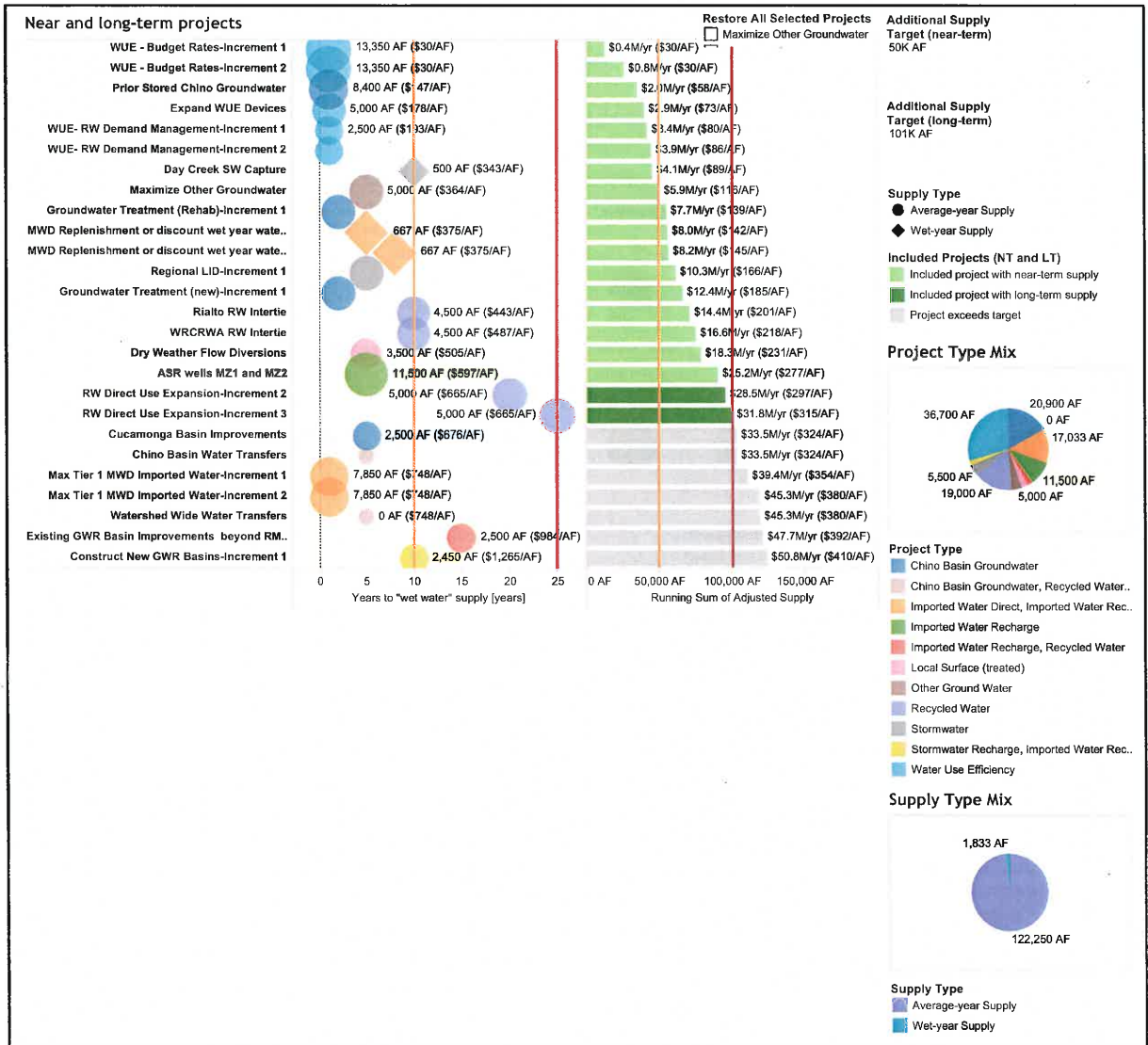
**Figure A-6: Portfolio building tab enabling user to include and exclude specific projects in real time and visually track different project categories, costs, and years to “wet water” supply**



The next visualization (Figure A-7) takes the projects included in the previous screens and sorts them by cost effectiveness and availability to meet user-specified near-term (year 10) and long-term (year 25) targets. In this example, the near-term target is set to 50 TAF, whereas the long-term target is set to 101 TAF. On the left, projects are shown ordered by cost effectiveness. The bar chart to the right shows the cumulative new supply or demand reduction. Projects that meet the near-term or long-term targets are shaded green, indicating that they are included in the final portfolio. The projects shaded dark green are only available to meet long-term demand. On the right, a pie chart summarizes the mixture of projects used to meet the supply targets and the type of projects with respect to availability (all year, wet year, or dry year).

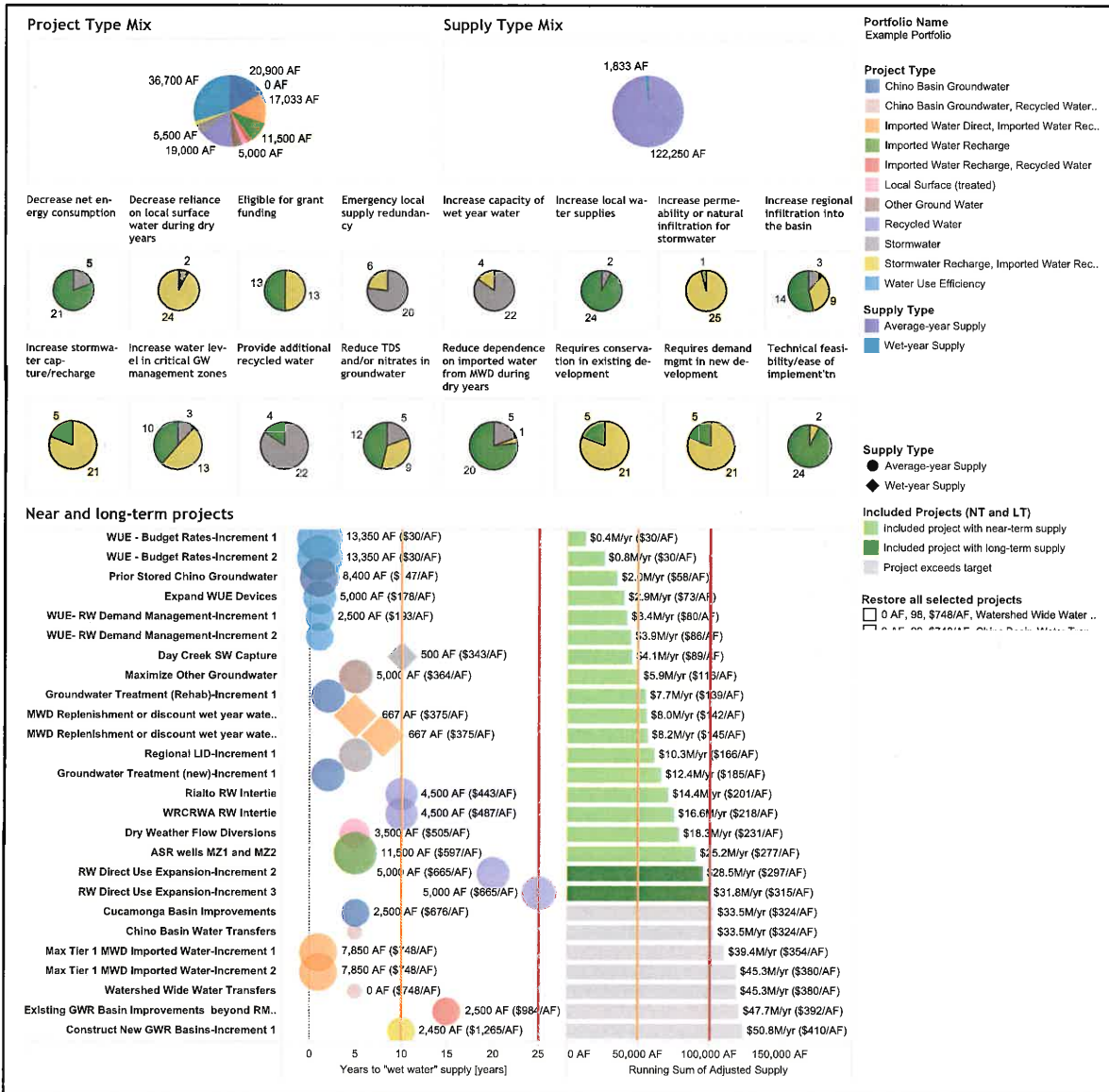


**Figure A-7: Example portfolio with information on projects included therein, and how well projects meet supply goals**



Lastly, Figure A-8 provides another summary of the defined portfolio. This includes a summary of the supply and project category information in Figure , but also displays summaries of the project attributes—suggesting how well a particular portfolio meets different IEUA qualitative goals. IEUA and member agencies were able to use this display as a final summary chart for each portfolio they explored.

**Figure A-8: Example project portfolio summary, including how well projects meet IEUA qualitative goals**



## Appendix 3 – Water Management Model and Assumptions

---

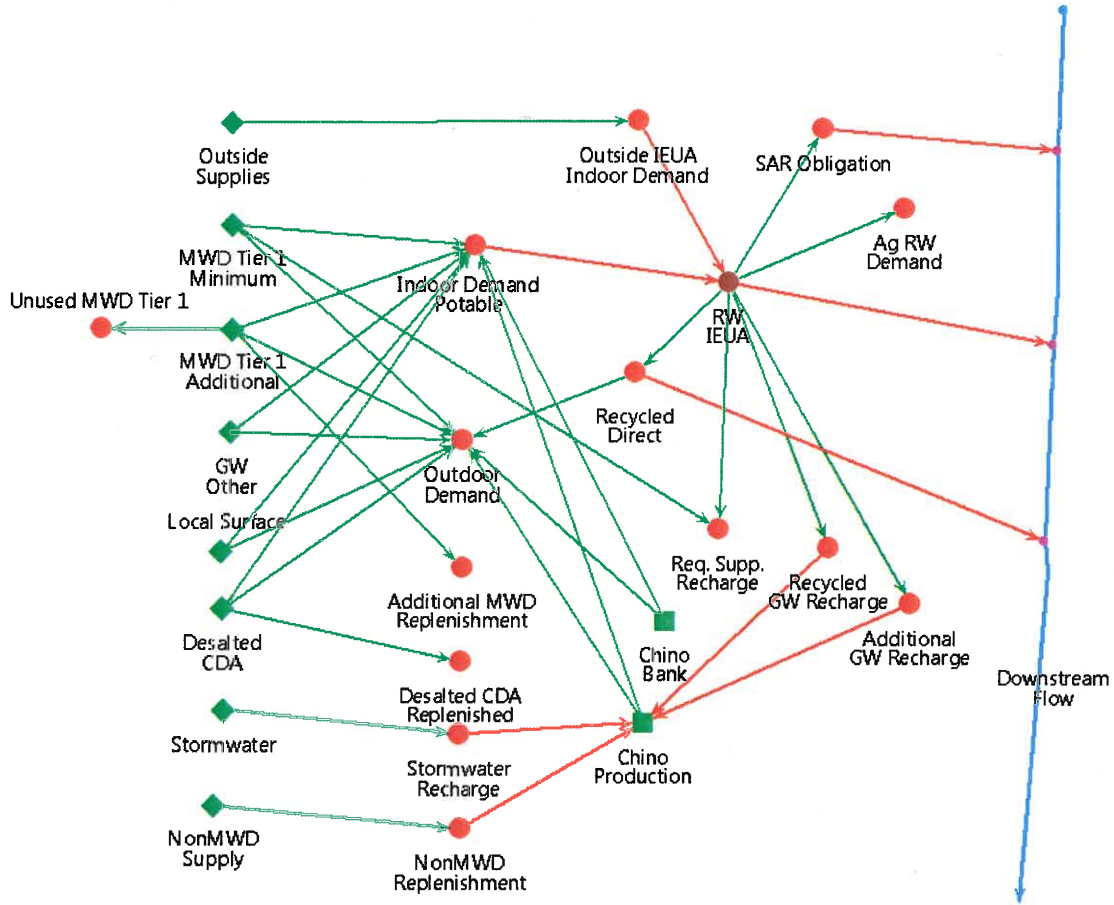
### Model Overview

The study team built a model of the IEUA water management system, based on tabular monthly and annual information on historical and projected IEUA water supplies and demands provided by IEUA. The model includes simple relationships and data on estimated future climate conditions to evaluate water supply and demand balance conditions under alternative futures. Lastly, using the Portfolio Development Tool (see Appendix 2), the model evaluates how different water management portfolios would improve performance over these futures.

The model is built in the Water Evaluation And Planning (WEAP) system, developed by the Stockholm Environment Institute (SEI) (Yates *et al.*, 2005). The WEAP IEUA water management model represents the IEUA system through a set of arcs and nodes. Nodes represent locations of water inflows, storage (surface or groundwater), outflows, or demand. Arcs represent conveyance, either natural or constructed, between different nodes.

The IEUA WEAP model calculates how water demand would be met by various supplies based on a system of supply preferences and priorities for each demand node. The model schematic shows the connectivity of water flows among the nodes via the arcs within the model (Figure A-9). The schematic is not intended to represent the specific locations of IEUA system elements, but rather show their connectivity. Table A-2 lists and describes the demand and supply nodes shown in the model schematic. More details on select demands and supplies are provided in the sections below.

Figure A-9: Schematic of the WEAP model of the Inland Empire Utilities Agency service area



Note: RW = recycled water; Ag = agricultural; SAR = Santa Ana River; MWD = Metropolitan Water District of Southern California; CDA = Chino Desalter Authority; GW = Groundwater.

Table A-2: IEUA WEAP model supply and demands

Node Name	Description
<b>Demand</b>	
Indoor Demand Potable	Indoor demand for potable (non recycled) water
Outdoor Demand	Outdoor demand for potable and recycled water
Recycled Direct	Total recycled water demand for outdoor use; met demand passes through to Outdoor Demand node or downstream flow if unneeded
Recycled GW Recharge	Demand for groundwater replenishment water; passes to Chino Production node
Additional GW Recharge	Demand for additional groundwater replenishment as specified by water management strategies; passes to Chino Production node
Outside IEUA Indoor Demand	Demand for water outside IEUA that is provided to IEUA for recycling via RW IEUA node

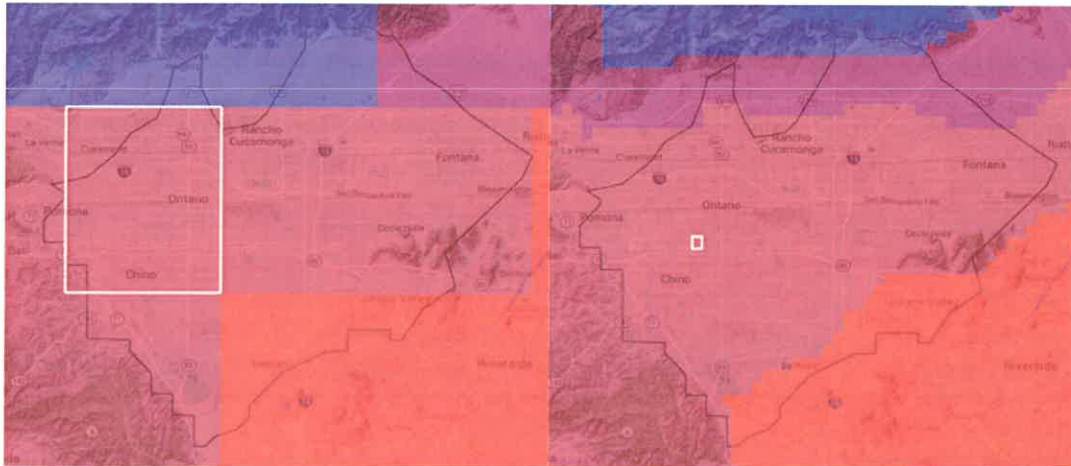
SAR Obligation	Santa Ana River flow obligation; met by recycled water
Ag RW Demand	Agricultural water demand in IEUA service area met with recycled water
<b>Supplies</b>	
MWD Tier 1 Minimum	Specified annual minimum Tier 1 MWD imports (about 40 TAF)
MWD Tier 1 Additional	Additional annual Tier 1 MWD imports, constrained by contract with MWD
Local Surface	Water supplies obtained from watersheds within the IEUA boundary
Desalted CDA	Desalted brackish groundwater from the Chino Desalter Authority facilities
Chino Production	Groundwater from the Chino Basins
GW Other	Groundwater from sources outside the Chino Basin
Stormwater	Additional runoff from storms captured and treated for use
NonMWD Supply	External sources of water used for groundwater replenishment

## Climate Scenarios

The study uses downscaled climate data from general circulation models as the basis for a wide range of plausible future climate conditions. Historical and projected climate data from the World Climate Research Programme's (WCRP's) Coupled Model Intercomparison Project phase 3 (CMIP3) multi-model dataset were downloaded from the Downscaled CMIP3 and CMIP5 Climate and Hydrology Projections archive (Maurer *et al.*, 2007).<sup>2</sup> Climate data retrieved from this archive included bias-corrected statistically downscaled (BCSD) global climate model (GCM) monthly mean temperature and total precipitation observations and projections for 36 CMIP3 simulations and 70 CMIP5 model runs for years 1950-2050 (Brekke *et al.*, 2013). Note, however, that observed BCSD data were available only for years 1950-1999. These gridded climate data represented the gridded area bounded by latitudes 34.0N and 34.125N and longitudes 117.625W and 117.5W, roughly centered at Ontario International Airport (Figure A-10).

<sup>2</sup> Data is available online at: [http://gdo-dcp.ucllnl.org/downscaled\\_cmip\\_projections/](http://gdo-dcp.ucllnl.org/downscaled_cmip_projections/).

Figure A-10: Geographic scale of climate sources for CMIP-3 data (left) and CMIP-5 date (right)



## Key Demands

### *Indoor Potable*

Indoor potable demand is calculated as the population within the IEUA service area times an annual water use rate. IEUA, assisted by A&N Technical Services, specified the high and low demand scenario by varying annual water use rates. The middle demand scenario is user definable by setting the indoor and water use rates for 2050. Indoor potable demand does not vary by climate.

Table A-3: Indoor potable demand parameters for historical data and scenario projections

Model Parameter	2010 (data)	2014 (data)	2020 (projection)	2050 (projection)
Population (people)	813,695	847,587	896,533	1,249,091 (all)
Water Use rates (gal/person/year)	26,061	23,981	24,090 (high) 22,959 (low)	24,017 (high) 17,082 (low)
Water Use/Demand (taf/year)	65.1	62.4	66.3 (high) 63.2 (low)	92.1 (high) 65.5 (low)

### *Outdoor*

Outdoor demand is calculated as the population within the IEUA service area times an annual water use rate. IEUA, assisted by A&N Technical Services, specified the high and low demand scenario by varying annual water use rates. The middle demand scenario is user definable by setting the nominal outdoor and water use rates for 2050.

IEUA performed a series of sensitivity analyses of urban outdoor demand and weather conditions. By 2040, IEUA estimated that one dry year would increase demand by 5.6 percent. Similarly, a one wet year would decrease outdoor demand by 5.6 percent. A longer period of dry weather (3-years) would increase demand by 8.9 percent. Separately IEUA estimated the long-term effect of warming on outdoor demand. They found that for each degree temperature increase (in Celsius), outdoor demand would increase by percent. Together these factors were applied to the climate scenarios to estimate how outdoor demand could change due to weather in the future.

Outdoor demand varies by three outdoor water demand factors that are applied depending up the projected precipitation difference from historical (or perturbation), as shown in A-4. The outdoor water demand factors were derived from IEUA analysis.

**Table A-4: Climate effect factors on outdoor water demand**

Precipitation Condition	Perturbation Threshold	Outdoor Water Demand Factor
Very dry	-5 cm/year	-0.089
Dry	0 cm/year	-0.056
Wet	+ 25 cm/year	+0.56

### *Agricultural Recycled Water Demand*

Agricultural recycled water demand is specified based on IEUA projections and does not vary by climate. This demand declines from about 10,000 AF in 2015 to 2,000 AF by 2025 and then remains constant through 2050. This is due to the transition of agricultural land to urban use.

### *SAR Obligations*

IEUA’s Santa Ana River (SAR) obligations are specified to be 17,000 AF/year per IEUA agreement.

## Key Supplies

### *Local Surface Supplies*

Total monthly local surface supplies within the IEUA management boundary for water years (July through June) 2010 through 2015 were provided by IEUA member agencies and represent the amount of water that is diverted, not total stream flow. To estimate these total local surface water supplies under different climate scenarios, relationships between climate variables and surface supply were derived using historical data. These relationships were then used to estimate future supplies under each climate scenario included in the analysis. Several different regression

models were evaluated, and two models were found to reasonably represent the relationship between historical climate and historical supplies. One included both temperature and precipitation variables and the other only precipitation.

At the time of the analysis, the gridded BCSD historical climate observations were available only between 1950 and 1999. Therefore, to compare climate observations to the surface supply results for 2010 to 2015 an additional proxy data set for the 2010 to 2015 period was developed. Specifically, we used weather station observation at Ontario International Airport<sup>3</sup> (coordinates 34.05N, 117.61667W) contained in the Global Historical Climatology Network Database (GHCND) (Menne *et al.*, 2012), maintained by the National Oceanic and Atmospheric Administration (NOAA) National Climatic Data Center. The Ontario International Airport observation station reports monthly total precipitation and mean temperature observations from 1998 to present day.

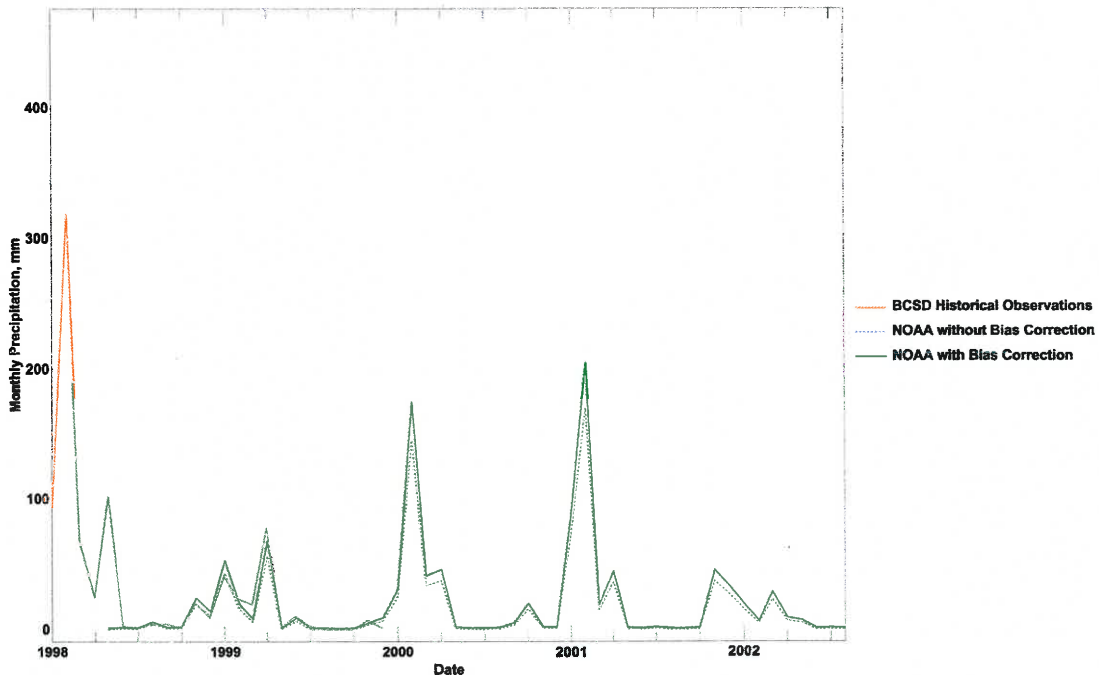
We compared the monthly mean NOAA observed data to the monthly mean BCSD observed data for the overlapping period of May 1998 to June 2015. As expected we found very strong relationships for both monthly temperature and precipitation, although the NOAA observations were generally slightly drier than the BCSD data. We calculated a correction factor that we subsequently applied to the NOAA observed data to generate bias corrected datasets. Figure A-11 shows a comparison of BCSD observed precipitation, NOAA observed monthly precipitation, and NOAA bias-corrected precipitation. This figure shows the strong relationship between the NOAA and BCSD datasets during the overlapping period of 1998 to 2000 and the very slight adjustment that was made to the NOAA data for months from 2000 and later.

---

<sup>3</sup> This station has Station ID GHCND:USW00003102 with latitude/longitude coordinates 34.05N, 117.61667W.



Figure A-11: Comparison of BCSD, NOAA, and NOAA bias corrected monthly precipitation data on overlapping dates



NOAA bias corrected temperature and precipitation data, which were available until June 2015, were used in a linear regression model to assess relationships of monthly mean temperature and mean precipitation to total observed IEUA surface supplies. Additionally, given that a significant component of surface supply is due to melting snow pack, the potential of a delayed precipitation signal was evaluated. Four regressions were considered to estimate stream flow: (1) precipitation alone, (2) temperature alone, (3) precipitation and temperature, and (4) precipitation and a 12-month moving average of temperature. These regressions were analyzed with various lag times—applied to both temperature and precipitation—ranging from 0 to 6 months to search for a significant signal; a lag time of three months was found to have the lowest p-value among for all regressions and appeared to best reflect observed stream flow patterns. Note that the minimum p-value found with a lag time of 0 months was  $\approx 0.429$ , while the p-values of the three best-fitting regression models at a lag time of three months were  $< 0.005$ . Shown below in Figure A-12 is a comparison of each of the four regressions considered—each mapped over the NOAA bias corrected precipitation and/or temperature data—against observed surface flows. Figure A-13 shows the same models aggregated to annual totals.

Figure A-12: The four regression models versus observed flows

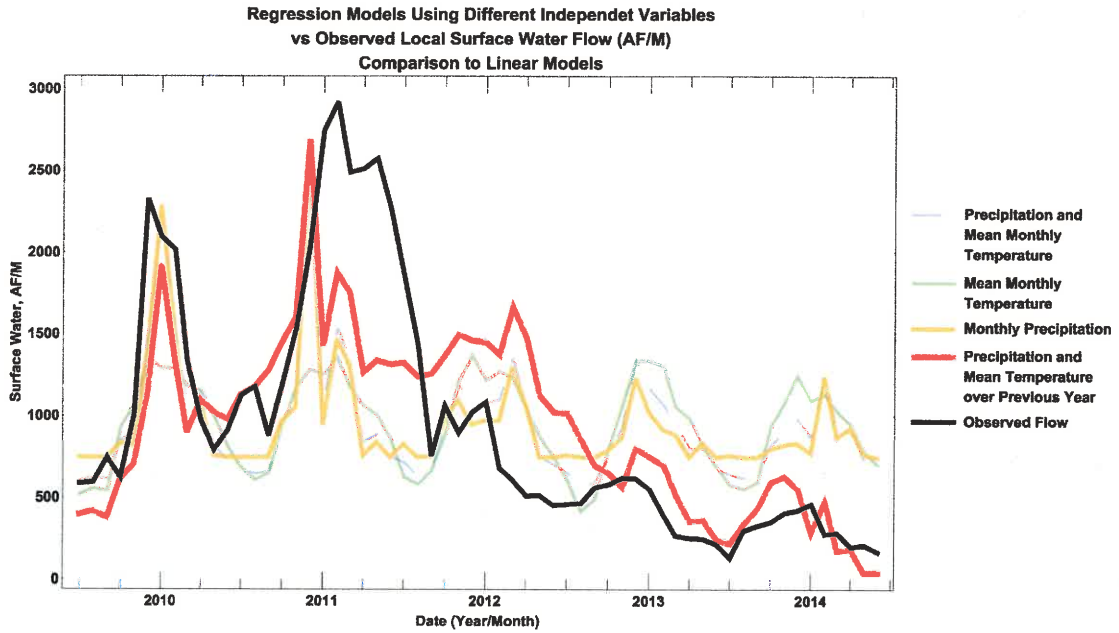
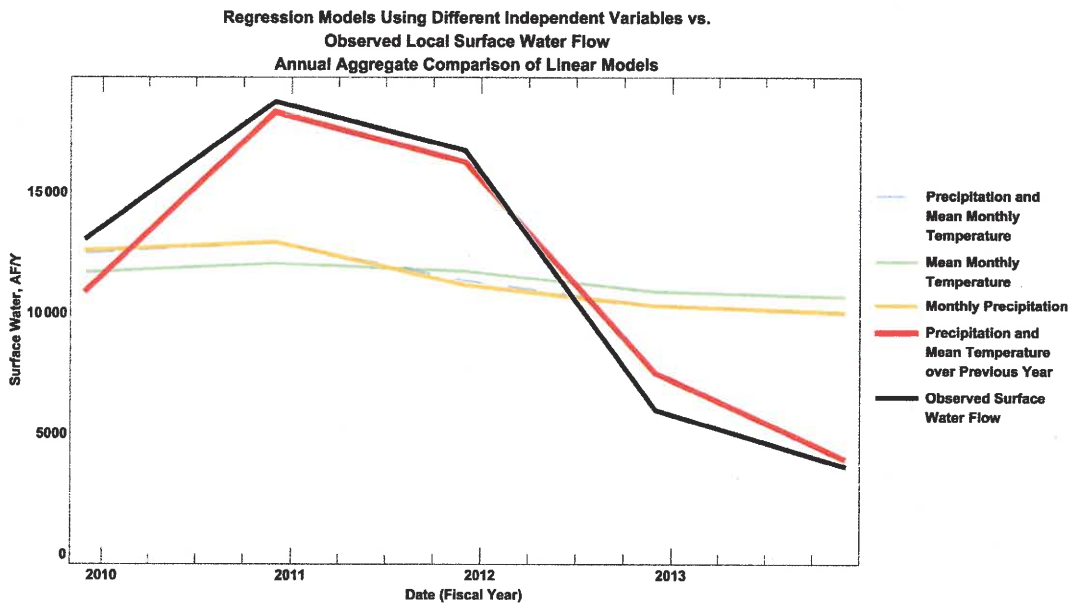


Figure A-13: Four regression models averaged annually

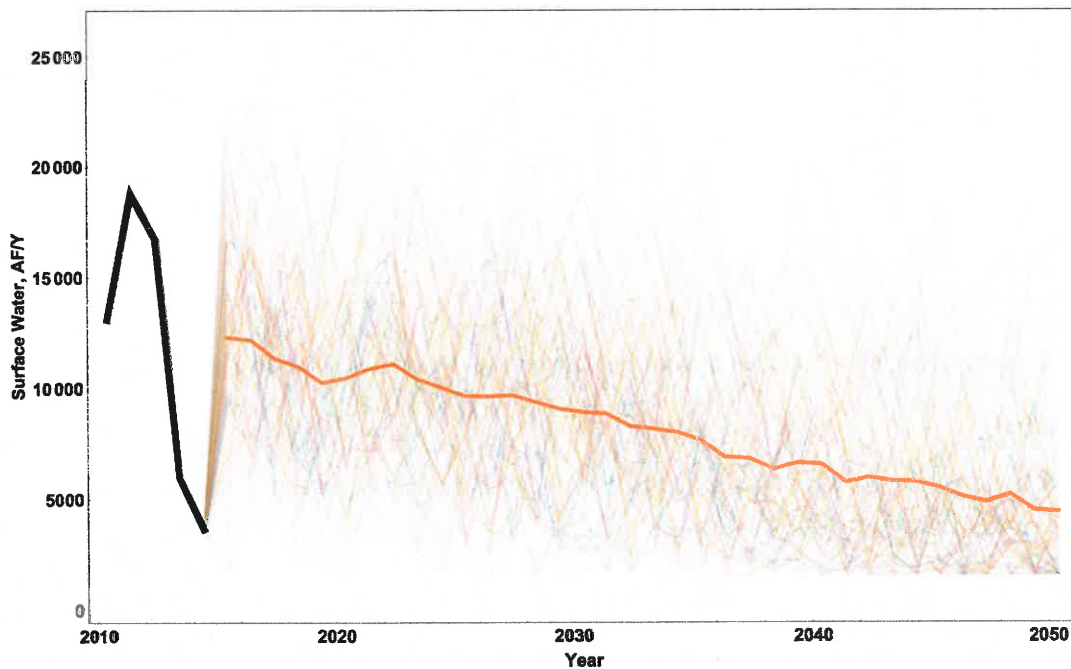


The regression model using precipitation and the mean temperature of the previous year (a moving average of twelve months) appears to generally follow the downward trend, while the

precipitation only model, while accounting for much of the same variance, does not reflect the monthly downward trend in flow shown in Figure A-13.

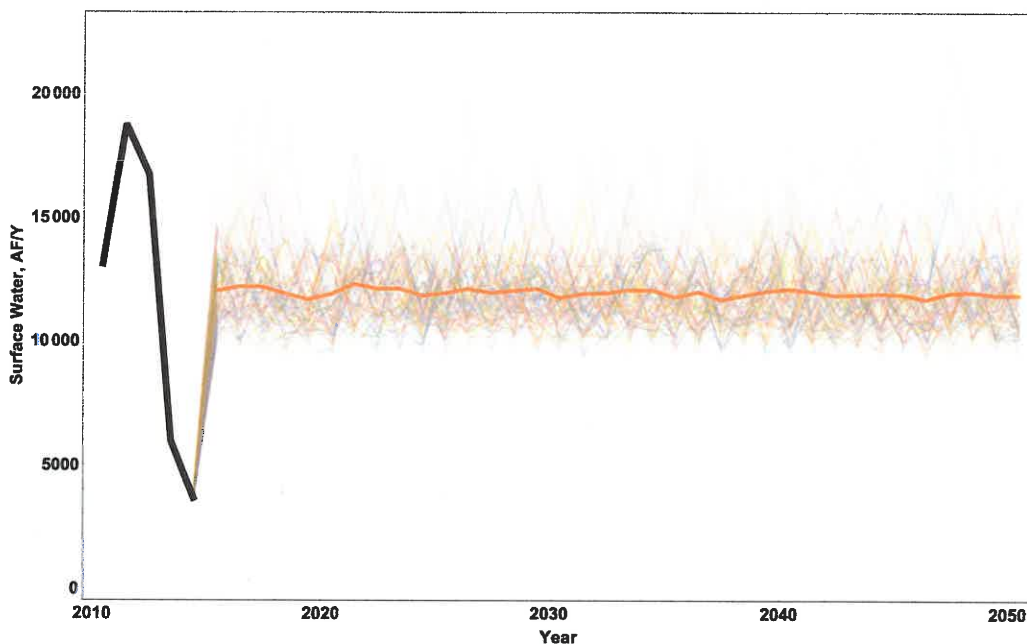
Figure A-14 shows estimates of surface supplies over time based on the precipitation and temperature regression applied to a larger set of 343 climate scenarios. The orange line shows the mean estimate across all climate scenarios. Estimates generated using the precipitation only model are shown below in Figure A-15.

**Figure A-14: Annual projected IEUA surface supplies using the Precipitation and Temperature regression model**



Note: Black line is the historical surface supply. Orange line is the mean estimate of future surface supply.

Figure A-15: Annual projected IEUA surface supplies using the Precipitation regression model



Note: Black line is the historical surface supply. Orange line is the mean estimate of future surface supply.

### *Stormwater*

Additional stormwater used for Chino Basin groundwater replenishment is projected to increase from effectively 0 to 6,400 AF by 2020. The historical stormwater recharge has been included in the Chino Basin groundwater supply as provided from WEI to avoid double counting. Any “new” stormwater supply could be from projects constructed under the 2013 Recharge Master Plan Update prepared by the Chino Basin Water Master. In absence of more detailed information on how future stormwater would vary with respect to precipitation, we assume that the same relationship between weather (temperature and precipitation) and local supplies apply to the projected stormwater. To do this we apply the same regression formula developed for surface water supply to the baseline stormwater supply as well as any additional stormwater supply specified as part of a water management strategy.

### *Imports via Metropolitan Water District*

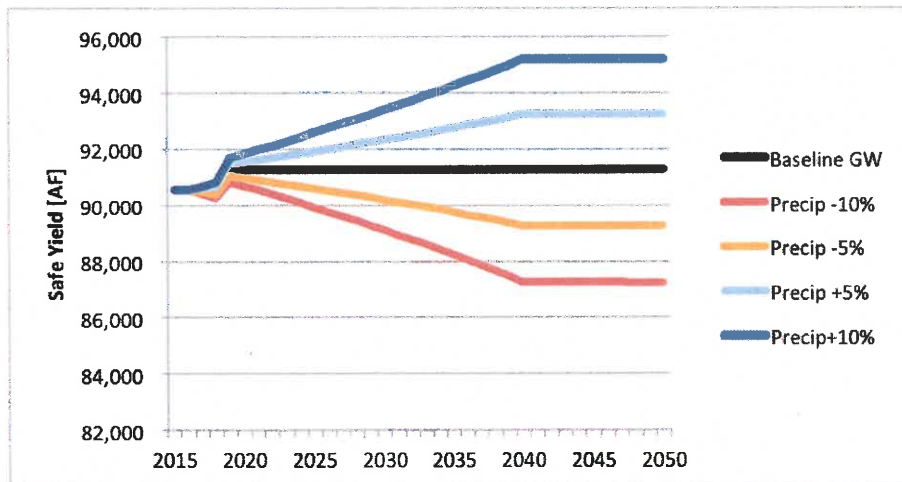
IEUA purchases water from MWD. Tier 1 water is generally used to meet urban indoor and outdoor demands. According to its contract with MWD, IEUA must purchase at least 39,835 AF/year. Additional Tier 1 water, up to a total of 93,283 AF/year, is also typically made available to IEUA and is purchased when needed for direct use or groundwater replenishment. The baseline assumption for available additional Tier 1 water is 26,600 AF/year, for a total of just under 67,000 AF/year.

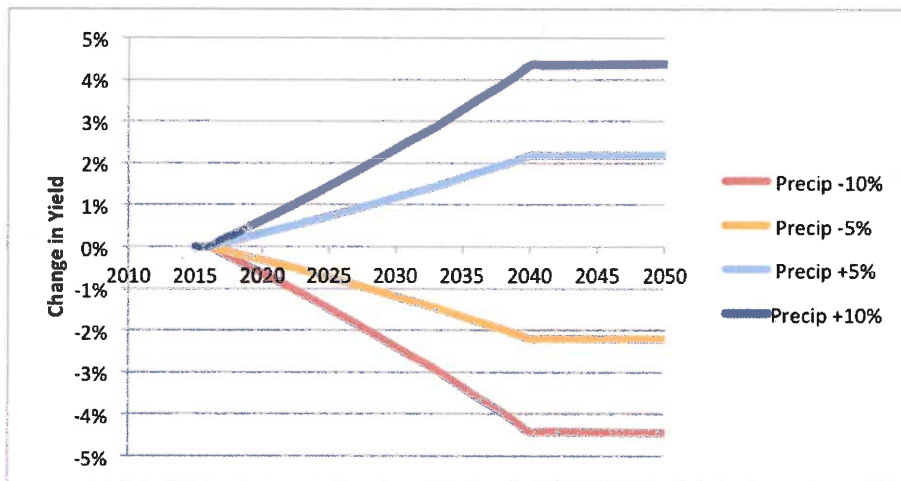
For this study, we evaluated two possible levels of climate effect on additional Tier 1 water. In both cases, the total amount available declines beginning in 2021 through 2050. In one scenario, we assume additional Tier 1 water declines by 40 percent. In the other scenario, we assume declines of 80 percent. Note that these two level of water declines imply a total reduction in MWD Tier 1 water from 62,600 AF in the without climate change condition to 51,960 (for the 40 percent decline in additional supplies) and to 41,320 (for the 80 percent decline in additional supplies).

**Chino Groundwater Basin**

IEUA’s share of Chino Basin’s sustainable groundwater yield is set through actions of the Chino Basin Water Master. Under current basin conditions, the amount of groundwater available to the appropriators within the IEUA service area is 91,266 AF. A modeling analysis by Wildermuth Environmental Inc. determined the sensitivity of IEUA’s allowable production as a function of long-term precipitation trends (Figure ). These data show that across the four scenarios evaluated, the safe yield would decline 0.44 percent for each 1 percent decline in long-term precipitation.

**Figure A-16: Safe yield over time for the baseline and four trends in precipitation (top); change in safe yield (as compared to 2015 across four trends in precipitation (bottom))**





We then modified the Chino Basin safe yield by the product of the long-term precipitation trend and the empirically derived scaling factor. For example, groundwater safe yield would be reduced 4.4 percent by 2040 for a climate scenario that exhibits a long-term precipitation trend of -10 percent.

## Key Simulation Results

The WEAP IEUA model simulates annual water supply and demand from 2010 to 2015. For this analysis, the key outputs reviewed included:

- Urban indoor and outdoor demand
- Supplies used to meet urban demand
- Unmet urban demand
- Recycled water inflows and outflows
- Chino Basin inflows and outflows

This section shows results for these outputs from the WEAP IEUA model for a single simulation—high demand scenario and historical climate.

Figure A-17 shows annual indoor potable demand and outdoor demand—both potable and recycled. Note that indoor demand gradually increases each year, whereas outdoor demand varies year-to-year. The outdoor demand variation is due to the historical climate used in this simulation.

Figure A-17: Urban indoor and outdoor demand for high demand scenario and historical climate

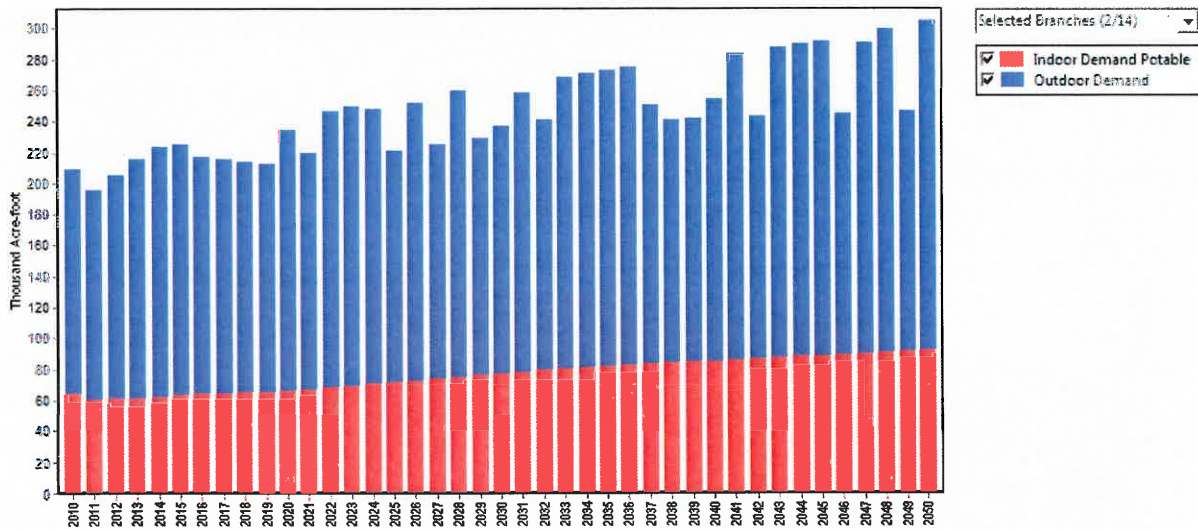


Figure A-18 shows the mixture of supplies used to meet the demands in Figure . The largest source is Chino groundwater supplies. MWD Tier 1 supplies (minimum and additional) provide significant water. Lastly, recycled water provides about 20 percent of the supply.

Figure A-18: Supplies used to meet demand for high demand scenario and historical climate

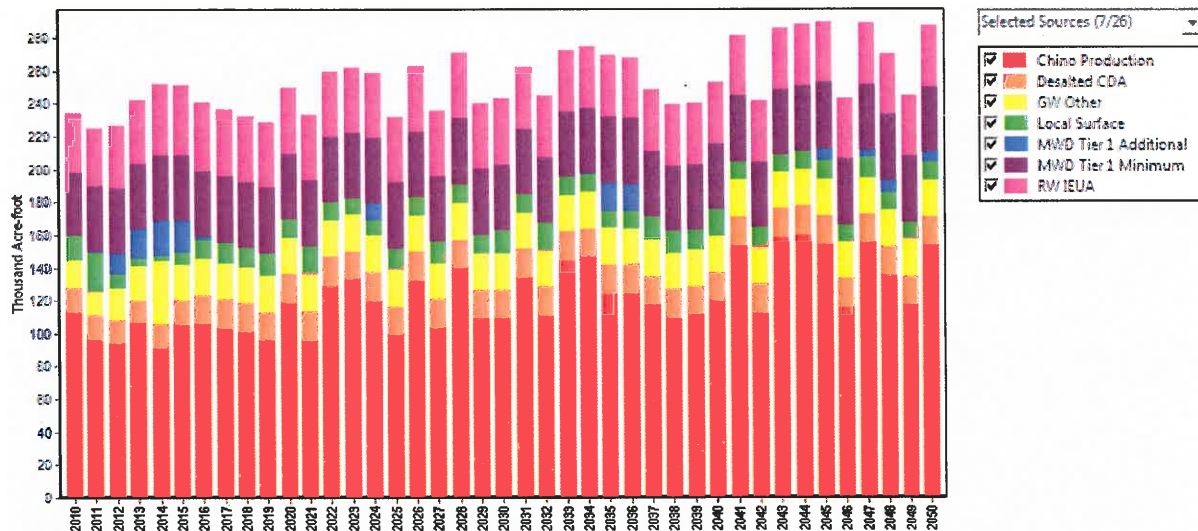


Figure A-19 focuses on the recycled water portion of the IEUA system. The top bars show the inflows—return flow from IEUA indoor demand and some small amount of wastewater from outside the IEUA service area. The bottom bars show the destinations for the recycled water supply including: outdoor urban use (Recycled Direct), agricultural use (Ag RW Demand), the Santa Ana River (SAR Obligation and Downstream Flow), recharge to the Chino Basin (Req.

Supp. Recharge and Recycled GW Recharge, Additional GW Recharge). Note that Downstream Flow represents more available recycled water than is needed to meet demand for recycled water. In simulations with low urban demand, there is no excess recycled water and instead shortages.

**Figure A-19: Sources of recycled water (top) and uses of recycled water (bottom) for high demand scenario and historical climate**

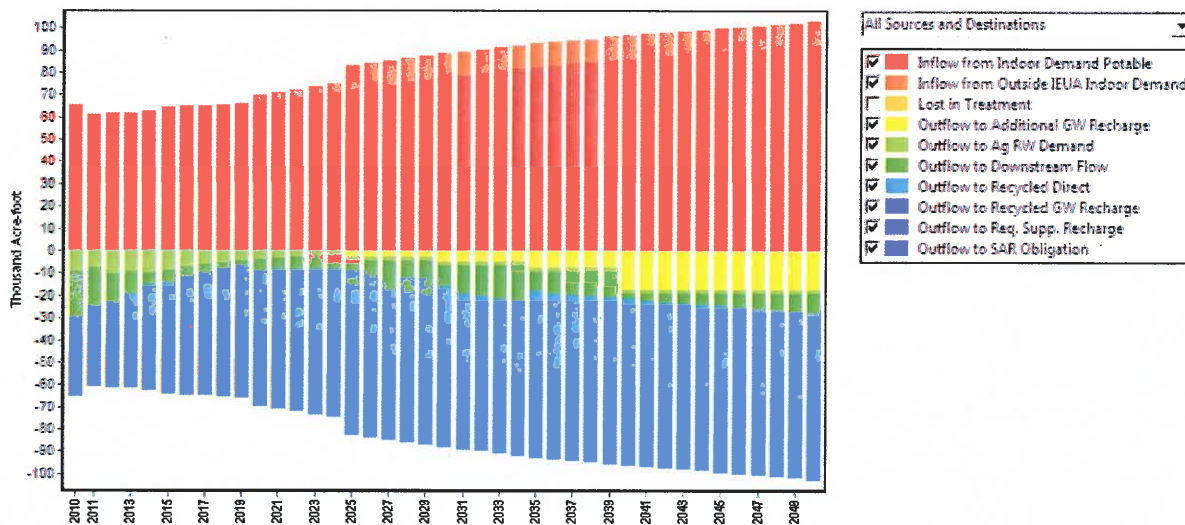
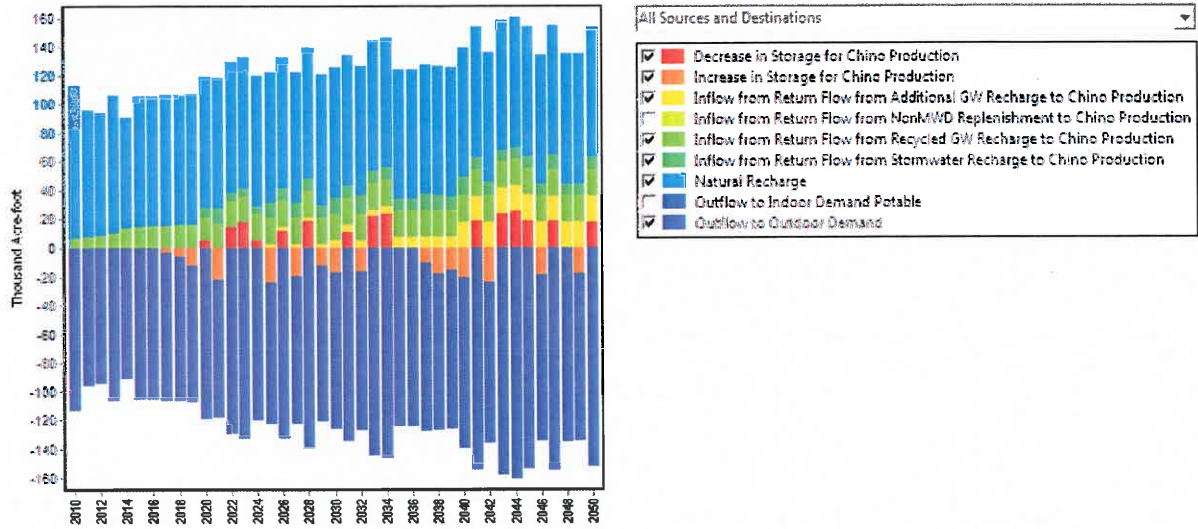


Figure shows the inflows and outflows to the Chino Groundwater Basin. Natural Recharge is the largest source, but one can see how the different replenishment sources increase the inflows over time. The primary use of groundwater is to meet outdoor demands.<sup>4</sup> There is some modest increase and decrease in storage over the years.

<sup>4</sup> In reality, potable water for indoor and outdoor use are served using common water mains. The partitioning of supplies to indoor and outdoor potable use in the model reflects the priority structure used to ensure that shortages, if any, are experienced by outdoor uses first.



**Figure A-20: Inflows (top) and outflows (bottom) to the Chino Basin for high demand scenario and historical climate**



## References

---

- Brekke, L.D., B.L. Thrasher, E.P. Maurer, and T. Pruitt, 2013. Downscaled CMIP3 and CMIP5 Climate and Hydrology Projections: Release of Downscaled CMIP5 Climate Projections, Comparison with Preceding Information, and Summary of User Needs. U.S. Department of the Interior, Bureau of Reclamation, Technical Service Center, Denver, CO. [http://gdo-dcp.ucllnl.org/downscaled\\_cmip\\_projections/techmemo/downscaled\\_climate.pdf](http://gdo-dcp.ucllnl.org/downscaled_cmip_projections/techmemo/downscaled_climate.pdf).
- Bryant, B.P. and R.J. Lempert, 2010. Thinking inside the Box: A Participatory, Computer-Assisted Approach to Scenario Discovery. *Technological Forecasting and Social Change* 77:34–49.
- Davis, M., 2016. Personal communication via e-mail on 03-21-16.
- Diffenbaugh, N.S., D.L. Swain, and D. Touma, 2015. Anthropogenic Warming Has Increased Drought Risk in California. *Proceedings of the National Academy of Sciences of the United States of America* 112:3931–6.
- Groves, D.G., M. Davis, R. Wilkinson, and R.J. Lempert, 2008. Planning for Climate Change in the Inland Empire. *Water Resources IMPACT* 10:14–17.
- Groves, D.G., J.R. Fischbach, E. Bloom, D. Knopman, and R. Keefe, 2013. Adapting to a Changing Colorado River. RAND Corporation, Santa Monica, CA. [http://www.rand.org/content/dam/rand/pubs/research\\_reports/RR100/RR182/RAND\\_RR182.pdf](http://www.rand.org/content/dam/rand/pubs/research_reports/RR100/RR182/RAND_RR182.pdf). Accessed 9 Dec 2013.
- Groves, D.G., J.R. Fischbach, D. Knopman, D.R. Johnson, and K. Giglio, 2014. Strengthening Coastal Planning: How Coastal Regions Could Benefit from Louisiana’s Planning and Analysis Framework. Santa Monica, CA. [http://www.rand.org/pubs/research\\_reports/RR437.html](http://www.rand.org/pubs/research_reports/RR437.html).
- Groves, D.G., D. Knopman, R.J. Lempert, S.H. Berry, and L. Wainfan, 2008. Presenting Uncertainty about Climate Change to Water-Resource Managers: A Summary of Workshops with the Inland Empire Utilities Agency. RAND Corporation, Santa Monica, CA.
- Groves, D.G. and R.J. Lempert, 2007. A New Analytic Method for Finding Policy-Relevant Scenarios. *Global Environmental Change* 17:73–85.
- Groves, D.G., R.J. Lempert, D. Knopman, and S. Berry, 2008. Preparing for an Uncertain Future Climate in the Inland Empire – Identifying Robust Water Management Strategies. RAND Corporation, Santa Monica, CA. [http://www.rand.org/pubs/documented\\_briefings/DB550.html](http://www.rand.org/pubs/documented_briefings/DB550.html).
- Hallegatte, S., A. Shah, R. Lempert, C. Brown, and S. Gill, 2012. Investment Decision Making Under Deep Uncertainty: Application to Climate Change. World Bank, Washington, DC.
- Herman, J.D., P.M. Reed, H.B. Zeff, and G.W. Characklis, 2015. How Should Robustness Be

- Defined for Water Systems Planning under Change? *Journal of Water Resources Planning and Management* 141:04015012.
- IPCC, 2014. *Climate Change 2014: Synthesis Report. Contribution of Working Groups I, II and III to the Fifth Assessment Report of the Intergovernmental Panel on Climate Change Core Writing Team, R. K. Pachauri, and L. A. Meyer (Editors). IPCC, Geneva, Switzerland.*
- Lempert, R., 2013. Scenarios That Illuminate Vulnerabilities and Robust Responses. *Climatic Change* 117:627–646.
- Lempert, R.J., D.G. Groves, S.W. Popper, and S.C. Bankes, 2006. A General, Analytic Method for Generating Robust Strategies and Narrative Scenarios. *Management Science* 52:514–528.
- Lempert, R.J., S.W. Popper, and S.C. Bankes, 2003. *Shaping the Next One Hundred Years: New Methods for Quantitative, Long-Term Policy Analysis.* RAND Corporation, MR-1626-RPC, Santa Monica, Calif. [http://www.rand.org/pubs/monograph\\_reports/MR1626](http://www.rand.org/pubs/monograph_reports/MR1626).
- Mao, Y., B. Nijssen, and D.P. Lettenmaier, 2015. Is Climate Change Implicated in the 2013–2014 California Drought? A Hydrologic Perspective. *Geophysical Research Letters* 42:2805–2813.
- Maurer, E.P., L. Brekke, T. Pruitt, and P.B. Duffy, 2007. Fine-Resolution Climate Projections Enhance Regional Climate Change Impact Studies. *Eos Transactions AGU* 88:504.
- Menne, M.J., I. Durre, B. Korzeniewski, S. McNeal, K. Thomas, X. Yin, S. Anthony, R. Ray, R.S. Vose, B. E. Gleason, and T.G. Houston, 2012. *Global Historical Climatology Network - Daily (GHCN-Daily), Version 3.* doi:10.7289/V5D21VHZ.
- Milly, P.C.D., J. Betancourt, M. Falkenmark, R.M. Hirsch, Z. W., Kundzewicz, D.P. Lettenmaier, and R.J. Stouffer, 2008. Stationarity Is Dead: Whither Water Management? *Science* 319:573–574.
- Peterson, T.C., R.R. Heim, R. Hirsch, D.P. Kaiser, H. Brooks, N.S. Diffenbaugh, R.M. Dole, J.P. Giovannetone, K. Guirguis, T.R. Karl, R.W. Katz, K. Kunkel, D. Lettenmaier, G.J. McCabe, C.J. Paciorek, K.R. Ryberg, S. Schubert, V.B.S. Silva, B.C. Stewart, A. V. Vecchia, G. Villarini, R.S. Vose, J. Walsh, M. Wehner, D. Wolock, K. Wolter, C.A. Woodhouse, and D. Wuebbles, 2013. Monitoring and Understanding Changes in Heat Waves, Cold Waves, Floods, and Droughts in the United States: State of Knowledge. *Bulletin of the American Meteorological Society* 94:821–834.
- Shukla, S., M. Safeeq, A. AghaKouchak, K. Guan, and C. Funk, 2015. Temperature Impacts on the Water Year 2014 Drought in California. *Geophysical Research Letters* 42:4384–4393.
- Tingstad, A.H., D.G. Groves, and R.J. Lempert, 2013. Paleoclimate Scenarios to Inform Decision Making in Water Resource Management: Example from Southern California's Inland Empire. *Journal of Water Resources Planning and Management* 10.1061/(A. doi:10.1061/(ASCE)WR.1943-5452.0000403.
- Yates, D., J. Sieber, D. Purkey, and A. Huber-Lee, 2005. WEAP21—A Demand-, Priority-, and Preference-Driven Water Planning Model: Part 1: Model Characteristics. *Water*

International 30:487–500.

**CONSENT  
CALENDAR  
ITEM**

**3D**



**Date:** November 21, 2018

**To:** The Honorable Board of Directors

**Committee:** Finance & Administration

**From:** Halla Razak, General Manager

HHR

11/14/18

**Executive Contact:** Christina Valencia, Executive Manager of Finance & Administration/AGM

**Subject:** SAP Support Service Contracts

---

**Executive Summary:**

The Agency's existing SAP Support Service contracts are set to expire on December 31, 2018. Currently, the consultants provide technical support needs that are beyond the Business Information Services (BIS) staff's skill sets. Staff is responsible for providing the day-to-day support, system enhancements and process improvements. Although staff is trained to support most of the SAP modules and technologies, supplemental support is necessary to address new business requirements, "rent" specialty skills and capitalize on low cost off-shore services. By leveraging the consultants' technical expertise and support, it allows the BIS staff to focus more on value-added tasks through system enhancements and process improvements.

A request for proposal (RFP-SM-18-018) for SAP Support Services was released on September 4, 2018. The electronic submittal closing date was September 21, 2018. The Agency received seven proposals. The eighth vendor was not considered due to late submittal. The evaluation team, comprised of BIS staff and a contract administrator, used the following criteria to review for acceptance of the proposal: responsiveness to the proposal, expertise and experience, ticket management and service level agreement, staff availability to provide support during Agency's business hours, customer references, costs and ease of conducting business.

---

**Staff's Recommendation:**

1. Award a three-year fixed-cost contract, beginning on January 1, 2019, with two one-year options, in the amount of \$74,400 annually, to V3iT Consulting to provide routine SAP basis support;
2. Award a three-year time and material contract, beginning on January 1, 2019, with two one-year options in the not-to-exceed amount of \$75,000 to each of these vendors: V3iT Consulting and Phoenix Business Consulting to provide as-needed SAP support; and
3. Authorize the General Manager to execute the contracts subject to non-substantive changes.

---

**Budget Impact** Budgeted (Y/N): Y Amendment (Y/N): N Amount for Requested Approval:

Account/Project Name:

10200 / 118100 / 100000/ 520980

**Fiscal Impact** (explain if not budgeted):

The funding for the recommended contracts are budgeted for fiscal year 2018-19. Future contract costs will be included in the fiscal year 2019-20 and fiscal year 2020-21.

Full account coding (internal AP purposes only):

- - -  
- - -

Project No.:

**Prior Board Action:**

The Board approved the SAP Application Management Service (AMS) contracts for three vendors on 12/18/2013. V3iT Consulting and Sierra Infosys each received a two-year term with two one-year options, beginning 1/1/2014, for a not-to-exceed amount of \$30,000. Vesta Partners received a two-year term with two one-year options, beginning 1/1/2014, for a not-to-exceed amount of \$20,000.

---

**Environmental Determination:**

Statutory Exemption

---

**Business Goal:**

The use of SAP and its maintenance are aligned with the Agency's goal for Business Practices – Efficiency and Effectiveness, aiming to apply best industry practices in all processes to maintain and improve the quality and value of the services we provide to our member agencies and the public.

---

**Attachments:**

Attachment 1 - Background

---

# Background

---

Subject: SAP Support Service Contracts

---

## **Background**

Today, the Agency's SAP support team comprises of four business systems analysts, three information systems analysts, a senior management analyst, a supervisor and a manager. The support skills required include technical skills (e.g., system management, software development, system integration, workflow, business intelligence, security and authorization management) and functional expertise and knowledge of business best practices in areas of account, procurement, inventory management, enterprise asset management and others.

The support team is responsible for providing the day-to-day support and system enhancements. Although staff is trained to support most of the SAP modules and technologies, supplemental support is necessary to address new business requirements, "rent" specialty skills and capitalize on low cost off-shore services.

For the upcoming support contracts, the Agency is looking for one or more vendors that can provide supplemental support for its SAP Enterprise Resource Management (ERP) system in two different contract types.

### **Contract Type 1: Time and Materials, As-Needed Basis**

This is the support model the Agency has with the current vendors. The Agency went live on July 2007, utilizing SAP for financial management, public sector fund and grant accounting, procurement, project accounting, plant maintenance and inventory management. Later in April 2013, the Agency expanded its SAP ERP to include the human capital management and payroll functions. Although the in-house Agency staff is trained to support most of the modules and technologies, supplement support is necessary for areas that exceed the in-house staff's capacity and/or expertise. Partnership with the selected vendors will allow the Agency to:

- Address new business requirements.
- "Rent, not Buy" (i.e., hire) non-core skills.
- Enhance knowledge transfer/capture by developing relationship with select vendors.
- Enable Agency to address niche skill gaps with other preselected vendors.

### **Contract Type 2: Fixed-Cost Basis**

One of the current support vendors was requested to provide system support to address the unexpected vacancy in the department earlier this year. After careful evaluation, management has determined this system support is best provided by outside consultants due to high level of technical expertise required to keep up with the everchanging technologies and cyber security needs. Additionally, the consultants are available 24/7, which is beneficial to the Agency since most system maintenance is best performed during non-business hours and weekends to minimize the business impact. Therefore, this request for proposal solicits for a support model that can provide system administration services (e.g., system monitoring, security patches, software updates, etc.) on a regular basis. This service will eliminate the need to fill the vacancy, resulting in a net savings to the Agency.



A request for proposal (RFP-SM-18-018) for SAP Support Services was released on September 4, 2018. A total of seven vendors responded. The eighth vendor was not evaluated due to late submittal by the deadline of September 21, 2018. The evaluation team comprised of a business systems analyst, three information systems analysts, a contract administrator, a supervisor and a Manager of BIS. After a careful review, which include discussions with vendors' references, the evaluation team recommends these two vendors for the SAP support contracts: V3iT Consulting for As-Needed Basis and Fixed-Cost Basis; and Phoenix Business Consulting for As Needed Basis Only.

These vendors demonstrated the following strengths:

- Familiar with Agency's SAP landscape and support team
- Clear understanding of the Agency's support needs
- Strong basis, system administration and SAP support
- Proven to be effective and with ease of conducting business with the Agency
- Good warranty for development/enhancement work
- Experience with public sectors (e.g., city, county, federal, etc.)
- Competitive fees

### **Recommendations**

1. The evaluation team recommends that the Agency award a three-year fixed-cost contract, beginning on January 1, 2019, with two one-year options, in the amount of \$74,400 annually, to V3iT Consulting to provide routine SAP basis support;
2. The evaluation team recommends that the Agency award a three-year time and material contract, beginning on January 1, 2019, with two one-year options in the not-to-exceed amount of \$75,000 to each of these vendors: V3iT Consulting and Phoenix Business Consulting to provide as-needed SAP support; and
3. The evaluation team recommends that the Board authorizes the General Manager to execute the contracts subject to non-substantive changes.

**CONSENT  
CALENDAR  
ITEM**

**3E**



**Date:** November 21, 2018

HHR

**To:** The Honorable Board of Directors

**From:** Halla Razak, General Manager

**Committee:** Engineering, Operations & Water Resources

11/14/18

**Executive Contact:** Shaun Stone, Acting Executive Manager of Engineering/AGM

**Subject:** On Call Architectural Master Services Contract Amendment

---

**Executive Summary:**

IEUA entered into a two-year master service contract with Gillis+Panichapan Architects, Inc. (GPa), in November of 2016, for a not-to-exceed amount of \$85,000. This contract allowed for two, one-year extensions beyond the November 30, 2018 end date. A review of the contract by staff, has determined the contracted Task-Order work has exceeded GPa's contracted amount by approximately \$84,000, necessitating an adjustment. A revised process for verifying contractual limitations has been established to prevent future instances.

Staff is requesting a one-year contract extension through November 2019 for an additional not-to-exceed amount of \$84,000, which will increase the contract from \$85,000 to \$169,000. GPa has successfully provided architectural services on several IEUA projects.

A new request for proposal will be issued to solicit future on-call architectural services work prior to the requested term extension of November 2019.

---

**Staff's Recommendation:**

1. Approve a master service contract amendment for Gillis+Panichapan Architects, Inc., for a not-to-exceed amount of \$84,000 with a one-year term extension through November 2019; and
2. Authorize the General Manager to execute the contract, subject to non-substantive changes.

---

**Budget Impact** *Budgeted (Y/N): Y* *Amendment (Y/N): N* *Amount for Requested Approval:*

*Account/Project Name:*

None.

*Fiscal Impact (explain if not budgeted):*

No fiscal impact. Funding is provided through project capital budgets.

**Prior Board Action:**

None.

---

**Environmental Determination:**

Statutory Exemption

CEQA exempts a variety of projects from compliance with the statute. This amendment qualifies for a Statutory Exemption as defined in Section 15262 of the State CEQA Guidelines. When the project is implemented, it will be subject to environmental evaluation.

---

**Business Goal:**

The On-Call Architectural Consulting Services Contract award is consistent with the IEUA's Business Goal of Business Practices specifically the Efficiency and Effectiveness objective that IEUA will apply best industry practices in all processes to maintain or improve the quality and value of their services we provide to our member agencies and the public.

---

**Attachments:**

Attachment 1 - Contract Amendment

# **Attachment 1**



*Inland Empire Utilities Agency*  
A MUNICIPAL WATER DISTRICT

**MASTER SERVICES  
CONTRACT AMENDMENT NUMBER: 4600002245-001  
FOR PROVISION OF  
ON-CALL ARCHITECTURAL CONSULTING SERVICES**

AMENDMENT NUMBER ONE is made and entered into this \_\_\_ day of \_\_\_\_\_, 2018, by and between the Inland Empire Utilities Agency, a Municipal Water District, organized and existing in the County of San Bernardino under and by virtue of the laws of the State of California (hereinafter referred to as "IEUA" and "Agency") and Gillis + Panichapan Architects, Inc., with offices located in Costa Mesa, California (hereinafter referred to as "Consultant"), to provide On Call and Task Order work related to Architectural Services.

**REVISE SECTION 3, TERM, ADDING A PARAGRAPH, TO READ:** With the execution of Contract Amendment Number 4600002245-001, the termination date of this Contract shall be extended to November 30, 2019; unless agreed to by both parties, reduced to writing, and amended in this Contract.

**SECTION SIX, COMPENSATION AND CHANGES, IS HEREBY AMENDED TO ADD THE FOLLOWING:** In compensation for the work represented by this Contract Amendment, Agency shall pay Consultant a **NOT-TO-EXCEED MAXIMUM of \$169,000.00** for all services provided. This represents an increase of **\$84,000.00** in accordance with **Exhibit A** which is attached hereto, referenced herein, and made a part hereof.

**ALL OTHER PROVISIONS OF THIS CONTRACT REMAIN UNCHANGED**

The parties hereto have mutually covenanted and agreed as per the above amendment item, and in doing so have caused this document to become incorporated into the Contract Documents.

**INLAND EMPIRE UTILITIES AGENCY:**  
*\*A MUNICIPAL WATER DISTRICT*

**GILLIS + PANICHAPAN ARCHITECTS ,INC.:**

\_\_\_\_\_  
Halla H. Razak  
General Manager

(Date)

  
\_\_\_\_\_  
Mr. Jack Panichapan  
Principal / CEO

10/26/18  
(Date)

# **Exhibit A**



architecture • interior • planning

Gillis + Panichapan Architects, Incorporated

2900 Bristol Street, Suite G-205, Costa Mesa, CA 92626 | Tel: 714.668.4260 | Fax: 714.668.4265 | www.gparchitects.org

October 25, 2016

Rachel Solis  
Inland Empire Utilities Agency  
6075 Kimball Ave  
Chino, California 91708

Re: On-Call Space Planning, Architectural, and Engineering Consulting Services

Rachel,

We are pleased to submit our schedule of hourly billing rates for On-Call architectural consulting services for Inland Empire Utilities Agency.

Gillis + Panichapan Architects Inc. (GPA) is a full-service Architectural, Planning, and Interior Design firm with over twenty five years of experience serving Water Districts, Municipal, and Public Agencies throughout California. We have had extensive experience and expertise in space planning and A/E services for a large breadth of public sector building types from administration, utility, and healthcare facilities. Our successful experiences leave us with a great depth of specific knowledge that we can bring forward to each of your projects.

We will work closely and interactively with the District to assess the existing conditions of the assign project in order to ensure that the design aligns the District's budget, needs and goals.

We look forward to the opportunity to have the opportunity to further demonstrate our enthusiasm, our experience, and our expertise in more detail with the next project with the District.

Respectfully,

A handwritten signature in black ink, appearing to read 'JP', is written over a light blue horizontal line.

Jack Panichapan, AIA, LEED AP  
President, CEO  
Gillis + Panichapan Architects, Inc.  
[jack@gparchitects.org](mailto:jack@gparchitects.org)





We propose to furnish the services based on the hourly billing rates listed below for the services associated with this project. Often we propose an "hourly not to exceed" contract at the beginning of our process. Below is a schedule of hourly billing rates.

We tailor our scope and subsequent fee proposals to accommodate the scope of work realizing that there is latitude in both parameters to be discussed during the contract negotiation. These rates we propose will be valid for the contract duration.

**SCHEDULE OF HOURLY BILLING RATES**

Principal.....	175
Project Director.....	145
Project Architect.....	120
Job Captain.....	90
CAD Tech.....	75
Clerical.....	60

**CONSULTANTS**

When additional consultants are needed, we will be the primary point of contact and the team leader. Our contract will include and convey all consultant fees and contracts as a subcategory of our fee and services. Consultant fees will be charged with an additional 15% management and coordination fee.

**REIMBURSABLES**

In our contract we often have a reimbursable allowance. This reimbursable allowance covers fees beyond general B&W printing fees on standard ledger or tabloid size paper. Government fees, delivery costs (such as United Parcel Service charges), and the costs of special sized prints/ reproductions are not included in our fee. These items are "reimbursable" items and will be shown separately on our invoice with a 10% coordination fee.

**MILEAGE**

GPa bases our standard mileage rates for the use of a vehicle such as a car, van SUV or pickup will be: 56 cents per mile for business miles based on State of California Employers Association 2015 Mileage Reimbursement Rates Effective January 1, 2016.

**CONSENT  
CALENDAR  
ITEM**

**3F**



**Date:** November 21, 2018

**To:** The Honorable Board of Directors

**From:** Halla Razak, General Manager

**Committee:** Engineering, Operations & Water Resources

11/14/18

HR

**Executive Contact:** Shaun Stone, Acting Executive Manager of Engineering/AGM

**Subject:** A.R.I. Combination Air and Vacuum Relief Valve Sole Source

---

**Executive Summary:**

IEUA's recycled water system is a network of over 90 miles of pipelines across our service area. The network includes over 300 air and vacuum relief valves, which develop leaks over time. IEUA's recycled operations and maintenance staff researched alternative valves and in 2010 installed the first A.R.I. Combination Air Valves. These have performed well and require minimal maintenance. The success of these valves can be attributed to their unique design and a proprietary rolling seal. In addition to the seal design, this seal is resistant to the high chlorine residual found in recycled water further minimizing maintenance. Over the past eight years, IEUA has replaced the vast majority of the standard air and vacuum relief valves with the A.R.I. combination valves.

As such, staff is requesting a finding per Public Contract Code 3400(c; 2 & 3), which allows public agencies to specify a specific product for use if the awarding authority makes a finding that one or more conditions exist, specifically matching existing components and availability from only one source.

---

**Staff's Recommendation:**

1. Adopt a finding pursuant to Public Contract Code 3400(b) that the use of A.R.I. combination air valves: 1) match existing valves on the recycled water lines use; 2) the valves are only available from A.R.I.; and
2. Authorize their procurement as a sole source for future O&M and capital projects for a duration of five years.

---

**Budget Impact** *Budgeted (Y/N):* Y *Amendment (Y/N):* N *Amount for Requested Approval:*

*Account/Project Name:*

None.

*Fiscal Impact (explain if not budgeted):*

None.

---

**Prior Board Action:**

None.

---

**Environmental Determination:**

Not Applicable

---

**Business Goal:**

The use of the A.R.I. valves is consistent with IEUA's business goal of Business Practices, specifically the efficiency and effectiveness objective that IEUA will apply best industry practices in all processes to maintain or improve the quality and value of the services we provide to our member agencies and the public.

---

**Attachments:**

Attachment 1 - Background  
Attachment 2 - PowerPoint

# **Attachment 1**

## Background

---

Subject: A.R.I. Combination Air and Vacuum Relief Valve Sole Source

---

IEUA's recycled water system is a network of over 90 miles of pipes across our service area. A critical component of this and all pressurized pipe systems is the ability to admit and release air. This is accomplished in IEUA's system with over 300 air and vacuum relief valves placed at critical points along the alignments. Historically, these types of valves have been known to commonly develop leaks due to poor seal designs and corrosion related issues, resulting in a significant amount of maintenance to sustain their proper operation. IEUA's recycled water operations and maintenance staff researched alternatives and in 2009, discovered the A.R.I. Combination Air Valves. In July of 2010, staff obtained board approval for a sole source purchase of 138 A.R.I. valves which were immediately installed by IEUA staff. These valves have performed well and have required minimal maintenance since their installation over eight years ago. The success of these valves can be attributed to their unique design as noted below:

1. The valve can discharge large volumes of air during filling, admit large volumes of air during drainage and releases small amounts of entrapped air in pressurized systems which combines typically three separate valves into one.
2. A proprietary ethylene propylene diene monomer (EPDM) rolling seal design and a combination EPDM and polycarbonate float are resistant to the high chlorine residual found in recycled water minimizing maintenance.
3. The internal components of the ARI valves are made of corrosion-proof materials like polypropylene, rubber, and reinforced nylon. The only metal in an ARI valve is 316 stainless steel.
4. The proprietary rolling seal assembly is designed to allow high volume of air to pass by which prevents premature closing of the valve.
5. The reinforced nylon body is also extremely corrosion resistant compared to cast iron, epoxy coated valve bodies.
6. ARI valves require minimal maintenance. Maintenance or operations personnel can assemble or disassemble a valve in minutes, and they do not contain hinges or pins that make traditional air valves so difficult to maintain.
7. The ARI valves weigh significantly less than a standard air and vacuum relief valves as they are constructed with a nylon body.

Given the success of the A.R.I. valves, over the past eight years IEUA has replaced the vast majority of the standard air and vacuum relief valves with the A.R.I. combination valves.

Pursuant to the Public Contract Code 3400(b) below, Public Agencies are allowed to make a finding to sole source a product if any one of the findings below are valid. This board action is a

request for the Board to make such a finding on two accounts and authorize the sole source of the A.R.I. combination air valve for future O&M and capital projects for a duration of five years.

*PUBLIC CONTRACT CODE - PCC*

*DIVISION 2. GENERAL PROVISIONS [1100 - 22355]*

*( Division 2 enacted by Stats. 1981, Ch. 306. )*

*PART 1. ADMINISTRATIVE PROVISIONS [1100 - 9203]*

*( Heading of Part 1 added by Stats. 1982, Ch. 1120, Sec. 2. )*

*CHAPTER 3. Formation [3000 - 3505]*

*( Chapter 3 added by Stats. 1983, Ch. 256, Sec. 81. )*

**ARTICLE 4. Preference for Materials [3400 - 3410]**

*( Heading of Article 4 renumbered from Article 5 by Stats. 2017, Ch. 816, Sec. 2. )*

3400.

(a) The Legislature finds and declares that it is the intent of this section to encourage contractors and manufacturers to develop and implement new and ingenious materials, products, and services that function as well, in all essential respects, as materials, products, and services that are required by a contract, but at a lower cost to taxpayers.

(b) No agency of the state, nor any political subdivision, municipal corporation, or district, nor any public officer or person charged with the letting of contracts for the construction, alteration, or repair of public works, shall draft or cause to be drafted specifications for bids, in connection with the construction, alteration, or repair of public works, (1) in a manner that limits the bidding, directly or indirectly, to any one specific concern, or (2) calling for a designated material, product, thing, or service by specific brand or trade name unless the specification is followed by the words "or equal" so that bidders may furnish any equal material, product, thing, or service. In applying this section, the specifying agency shall, if aware of an equal product manufactured in this state, name that product in the specification. Specifications shall provide a period of time prior to or after, or prior to and after, the award of the contract for submission of data substantiating a request for a substitution of "an equal" item. If no time period is specified, data may be submitted any time within 35 days after the award of the contract.

(c) Subdivision (b) is not applicable if the awarding authority, or its designee, makes a finding that is described in the invitation for bids or request for proposals that a particular material, product, thing, or service is designated by specific brand or trade name for any of the following purposes:

(1) In order that a field test or experiment may be made to determine the product's suitability for future use.

***(2) In order to match other products in use on a particular public improvement either completed or in the course of completion.***

***(3) In order to obtain a necessary item that is only available from one source.***

(4) (A) In order to respond to an emergency declared by a local agency, but only if the declaration is approved by a four-fifths vote of the governing board of the local agency issuing the invitation for bid or request for proposals.

(B) In order to respond to an emergency declared by the state, a state agency, or political subdivision of the state, but only if the facts setting forth the reasons for the finding of the emergency are contained in the public records of the authority issuing the invitation for bid or request for proposals.



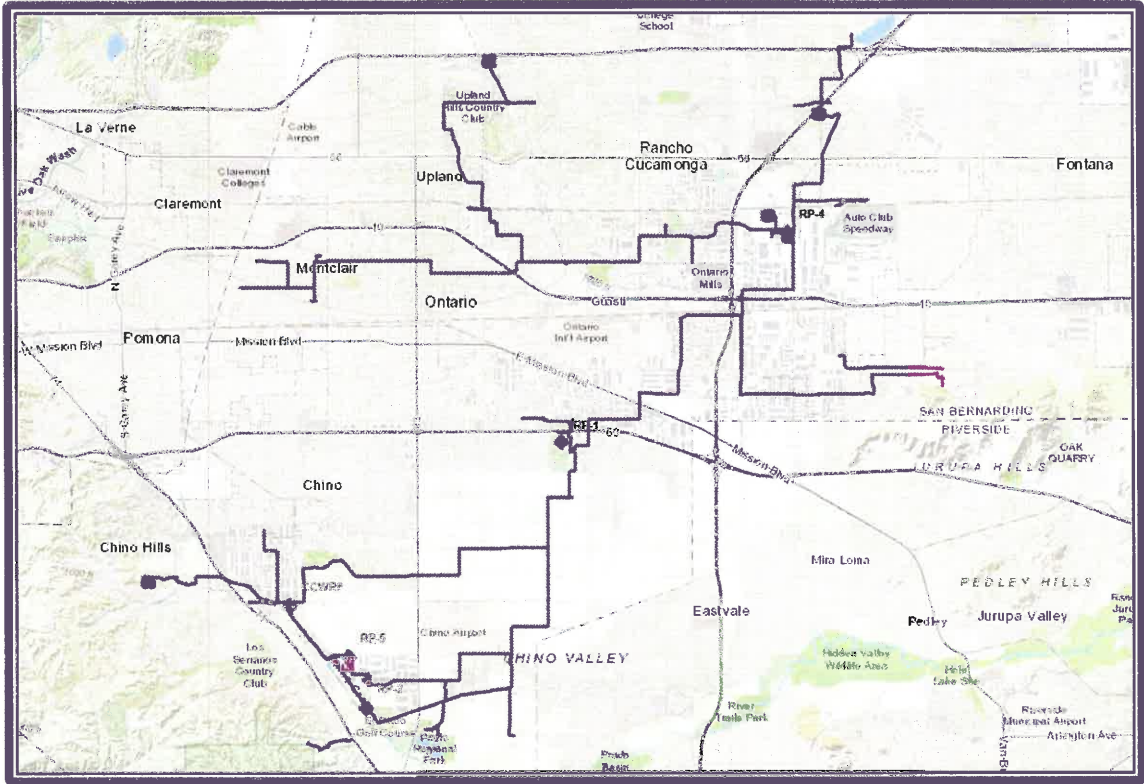
# **Attachment 2**

# A.R.I. Combination Air and Vacuum Relief Valve Sole Source



James Spears  
November 2018


# Air Valve Location



IEUA Recycled Water Network

# Purpose & History

- Over 90 miles of recycled water lines in place
- Air relief valves needed to release air during draining or filling
- Historically valves required significant maintenance
- Board approved sole source purchase of A.R.I. valves in 2010



Corrosion inside standard Air Relief Valve



Existing Combination Air Relief Valve

# A.R.I. Combination Air/Vacuum Valves

- Superior design
- Over 8-years of success at IEUA
- Majority of valves at IEUA are currently A.R.I.



Inside existing A.R.I. Valve

Standard Valve

A.R.I. Valve



Standard versus A.R.I. Air/Vacuum Valves

# Recommendation

## Staff Recommendation:

Adopt a finding pursuant to Public Contract Code 3400(b) that the use of A.R.I. Combination air valves: 1) match existing valves on the recycled water lines uses; 2) the valves are only available from A.R.I. and

Authorize their procurement as sole source for future O&M and capital projects for a duration of five years.



The use of the A.R.I. valves is consistent with IEUA's business goal of Business Practices, specifically the efficiency and effectiveness objective that IEUA will apply best industry practices in all processes to maintain or improve the quality and value of the services we provide to our member agencies and the public.

**CONSENT  
CALENDAR  
ITEM**

**3G**



---

**Date:** November 21, 2018

HR

**To:** The Honorable Board of Directors

**From:** Halla Razak, General Manager

**Committee:** Engineering, Operations & Water Resources

11/14/18

**Executive Contact:** Shaun Stone, Acting Executive Manager of Engineering/AGM

**Subject:** RP-1 Mechanical Restoration and Improvements Consultant Contract Amendment

---

**Executive Summary:**

The goal of the project is to replace major mechanical equipment and appurtenances, which are at the end of their useful life located within Regional Water Recycling Plant No.1 (RP-1). During the preliminary design of this project, it was determined that the electrical equipment, i.e. motor control centers (MCC), were also at the end of their useful life.

Under the original consulting contract, Stantec Consulting Services, Inc., was requested to develop a technical memorandum to evaluate the entire replacement of the MCC equipment in both RAS buildings. This contract amendment includes the additional design services necessary to replace the existing MCC equipment in their entirety, including: removal of the existing MCCs and all circuit conductors, and installation of new MCC equipment, control panels, and variable frequency drives. Due to Stantec's preliminary design efforts and extensive knowledge of RP-1's activated sludge pumping system, staff firmly believes that Stantec is qualified to effectively complete the design of the subject project while maintaining IEUA's project goals. A contract amendment is requested for an amount of \$113,400 for additional engineering design services, increasing Stantec's contract from \$469,887 to \$583,287.

---

**Staff's Recommendation:**

1. Approve a contract amendment for the RP-1 Mechanical Restoration and Improvements, Project No. EN17082, to Stantec Consulting Services, Inc., for the not-to-exceed amount of \$113,400; and
2. Authorize the General Manager to execute the contract amendment, subject to non-substantive changes.

---

**Budget Impact** *Budgeted (Y/N): Y Amendment (Y/N): N Amount for Requested Approval:*

*Account/Project Name:*

EN17082.00/RP-1 Mechanical Restoration and Improvements Project

*Fiscal Impact (explain if not budgeted):*

None.



**Prior Board Action:**

On October 18, 2017, the Board of Directors awarded a consultant engineering services contract for the RP-1 Mechanical Restoration and Improvements, Project No. EN17082, to Stantec for the not-to-exceed amount of \$469,887.

---

**Environmental Determination:**

Categorical Exemption

CEQA identifies certain categories of projects as exempt from more detailed environmental review because these categories have been deemed to have no potential for significant impact on the environment. This project qualifies for a Categorical Exemption Class 1 as defined in Section 15301(b) of the State CEQA Guidelines.

---

**Business Goal:**

The RP-1 Mechanical Restoration and Improvements Project is consistent with IEUA's Business Goal of Wastewater Management specifically the Asset Management objective that IEUA will ensure the treatment facilities are well maintained, upgraded to meet evolving requirements, sustainably managed, and can accommodate changes in regional water use.

---

**Attachments:**

Attachment 1 - PowerPoint

Attachment 2 - Contract Amendment

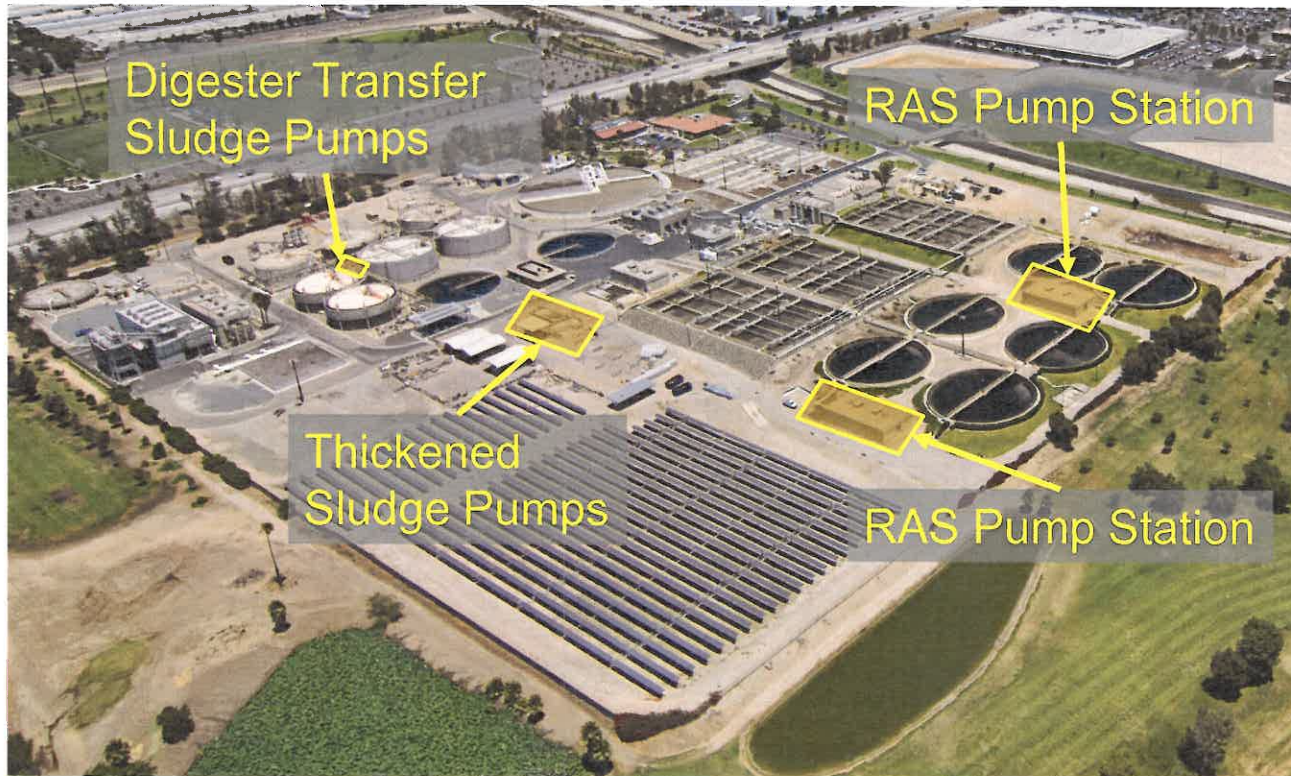
---

# **Attachment 1**

# Regional Water Recycling Plant No. 1 (RP-1) Mechanical Restoration & Improvements Consultant Contract Amendment Project No. EN17082



# Project Location



# The Project

- Stantec evaluated replacing motor control center equipment at the end of its useful life in both Pump Station Buildings
- The Motor Control Centers (MCCs) are essential to plant operation and need to be replaced prior to catastrophic failure
- Additional design services needed to replace old MCCs



3

Building E - Old Motor Control Center Equipment

# Project Budget and Schedule

Description	Estimated Cost
<b>Design Services</b>	<b>\$812,789</b>
Design Contract	\$469,877
Design Contract Amendment (this action)	\$113,400
IEUA Design Services	\$229,512
<b>Construction Services</b>	<b>\$912,500</b>
Engineering Services During Construction (8%)	\$584,000
IEUA Construction Services (4.5%)	\$328,500
<b>Construction</b>	<b>\$5,830,000</b>
Construction Contract (engineer's estimate)	\$5,300,000
Contingency (10%)	\$530,000
<b>Total Project Cost</b>	<b>\$7,555,289</b>
<b>Total Project Budget</b>	<b>\$7,945,844</b>

Project Milestone	Date
<b>Design</b>	
Design Contract Award	November 2017
Design Completion	February 2019
<b>Construction</b>	
Construction Contract Award	May 2019
Construction Completion	February 2020

# Recommendations

- Approve a contract amendment for the RP-1 Mechanical Restoration and Improvements, Project No. EN17082, to Stantec Consulting Services, Inc., for the not-to-exceed amount of \$113,400; and
- Authorize the General Manager to execute the contract amendment, subject to non-substantive changes.

The RP-1 Mechanical Restoration and Improvements Project is consistent with *IEUA's Business Goal of Wastewater Management* specifically the Asset Management objective that IEUA will ensure the treatment facilities are well maintained, upgraded to meet evolving requirements, sustainably managed, and can accommodate changes in regional water use.

# **Attachment 2**





*Inland Empire Utilities Agency*  
A MUNICIPAL WATER DISTRICT

**CONTRACT AMENDMENT NUMBER: 4600002418-002  
FOR  
RP-1 MECHANICAL RESTORATION  
AND IMPROVEMENTS, PROJECT NO. EN17082**

THIS CONTRACT AMENDMENT TWO is made and entered into this \_\_\_ day of \_\_\_\_\_, 2018, by and between the Inland Empire Utilities Agency, a Municipal Water District, organized and existing in the County of San Bernardino under and by virtue of the laws of the State of California (hereinafter referred to as "IEUA" and "Agency") and Stantec Consulting Services, Inc., with offices located in Irvine, California and Denver, Colorado (hereinafter referred to as "Consultant"), for professional design services in support of the RP-1 Mechanical Restoration and Improvements Project No. EN17082, and shall herein revise the Contract as amended:

**SECTION FOUR, SCOPE OF WORK AND SERVICES, ADDS THE FOLLOWING PARAGRAPH:** Consultant's additional services and responsibilities shall be in accordance with Consultant's proposal dated September 10, 2018, which is attached hereto, referenced herein, and made a part hereof as **Exhibit A**.

**SECTION SIX, COMPENSATION, ADDS THE FOLLOWING PARAGRAPH:** In compensation for the additional work represented by this Contract Amendment, Agency shall pay Consultant a **NOT-TO-EXCEED MAXIMUM of \$583,287.00** for all services provided. This represents an increase of **\$113,400.00** in accordance with **Exhibit A** and as approved by SAP Purchase Requisition 10046584

**ALL OTHER PROVISIONS OF THIS CONTRACT REMAIN UNCHANGED**

The parties hereto have mutually covenanted and agreed as per the above amendment item, and in doing so have caused this document to become incorporated into the Contract Documents.

**INLAND EMPIRE UTILITIES AGENCY:**  
*\*A MUNICIPAL WATER DISTRICT*

**STANTEC CONSULTING SERVICES INC.:**

\_\_\_\_\_  
Halla H. Razak  
General Manager

(Date)

  
\_\_\_\_\_  
Robert S. Reid  
Principal-in-charge

*10/16/18*  
(Date)

# **Exhibit A**



Stantec Consulting Services Inc.  
38 Technology Drive, Irvine CA 92618-5312

10 September 2018

File: 224501142

**Attention: John Scherck, PE**

Inland Empire Utilities Agency  
6075 Kimball Avenue  
Chino, CA 91708

Dear John,

**Reference: EN17082 RP-1 Mechanical Restorations Project - Proposal for Contract Amendment #2 for Replacement of MCC 5M and MCC 14M**

As requested, Stantec is providing you with this proposal for additional required engineering services for the subject project for the replacement of the entire MCC 5M and MCC 14M as directed by the Agency. The basis for the scope of services proposed herein is the Tech Memo #1 prepared on July 18, 2018 and subsequent site visits, coordination meetings and direction received from the Agency that was provided with the revised 85% Design and TM Review Comments received on August 18, 2018. As was directed, the scope of this contract amendment request assumes that the existing MCC 5M and 14M will be replaced in their current locations.

The following is a brief description of the proposed additional scope of services.

## Scope of Services

### 1. Prepare Revised Technical Memorandum

We assume additional coordination, including potentially another site visit, will be required with the Agency staff to update and revise the methodologies proposed in our previous Tech Memo. The Tech Memo will address the following as it was received from the Agency's Maintenance Electrical Staff:

- All the RAS breakers do not need buckets; circuit breakers should go to a distribution panel. (600amp panel may be sufficient.)
- Remove DP 5A RAS 1.
- A number of conductors and control wires for the collectors may need to be connect from its current location.
- Old conduit are good condition and new conductors can be pulled to all equipment during the replacement.
- Remove Dynamic Panels.
- Existing MCC line-ups on the south walls are 11'1.5" wide and 20" deep; may need to extend pad for new VFDs, if they can fit in the existing line-up.

Design with community in mind

10 September 2018

John Scherck, PE

Page 2 of 4

**Reference:** EN17082 RP-1 Mechanical Restorations Project - Proposal for Contract Amendment #2 for Replacement of MCC 5M and MCC 14M

- One of the goals is to save on Ocal and conductor, but the RFB should have unit price to install/furnish new run of conduit and conductor.
- Install door in the MCC room and install central AC for room.
- Conduits already feed to RAS No. 2, 5, and 8, and the WAS No. 4 and 5
- Pull all new wire to indoor equipment
- Start Sequence Control Panels remove and allow SCADA to start equipment back up
- Need a single breaker for MCC 5m LP
- Once item 1 above is complete, it possible that there will be room for a new MCC in the current location.

We will analyse the feasibility of each of the above items and provide recommendations for a comprehensive replacement methodology sufficient for providing the basis to finalize the design and prepare the final construction plans and specifications.

## 2. Prepare Additional Plans

We anticipate that approximately a total of 30 plan sheets will either be revised with the additional detail and revisions or new sheets will be provided to incorporate the changes proposed. The following provides a preliminary list of the potential plan sheets that will require additional effort to complete.

1. Revised Building K Plan
2. Revised Building E Plan
3. Concrete Pad Structural Details
4. HVAC Symbols Notes Abbreviation
5. HVAC Equipment Schedules and Controls
6. HVAC Standard Details
7. HVAC Floor Plan
8. HVAC Sections and Details
9. Site Plan - Demo
10. Site Plan - New
11. Building K Plan - Demo - Revise
12. Building E Plan - Demo- Revise
13. Building K Plan - New - Revise
14. Building E Plan - New - Revise
15. One Line Diagram Bldg K MCC - Demo - Revise
16. One Line Diagram Bldg E MCC - Demo - Revise
17. One Line Diagram Bldg K MCC- New - Revise
18. One Line Diagram Bldg E MCC - New - Revise
19. Exhaust Fan - Bldg K - Motor Control Schematic
20. Area Lighting - Bldg K - Lighting Control Schematic
21. Collector - Bldg K - Motor Control Schematic

Design with community in mind

10 September 2018

John Scherck, PE

Page 3 of 4

**Reference:** EN17082 RP-1 Mechanical Restorations Project - Proposal for Contract Amendment #2 for Replacement of MCC 5M and MCC 14M

22. Scum Pump - Bldg K - Motor Control Schematic
23. Clarifier Torque Switch - Relay Control Schematic
24. Scum Pump - Bldg E - Motor Control Schematic
25. Secondary Clarifier - Bldg E - Motor Control Schematic
26. Exhaust Fan - Bldg E - Motor Control Schematic
27. Area Lights - Bldg E - Lighting Control Schematic
28. Conduit & Conductor Schedule Bldg K - Revise
29. Conduit & Conductor Schedule Bldg E - Revise
30. Panel Schedules - CPT Panel

### **3. Prepare Revised Specifications, Construction Sequencing, and Estimates**

We will prepare updated specifications and estimates to reflect the MCC replacements. Additional construction sequencing related to the MCC replacements will also be prepared to reflect the temporary equipment and bypassing facilities required during construction.

### **4. Prepare 90% Design Submittal**

As a significant amount of information and number of plan sheets will be added to the set, we propose to submit an interim 90% Design submittal for the Agency's review prior to the 100% Design submittal. We will prepare this 90% design once the revised Tech Memo is finalized and recommendations are agreed upon before moving forward. This 90% submittal will include the additional plans, specs, draft sequencing, and estimates as shown in the above tasks.

### **5. Project Management, Coordination, and Meetings**

In addition to the necessary project management and coordination, we anticipate that up to three (3) additional project coordination meetings (either in person or via conference call) will be required.

### **6. Bid Administration and Assistance**

We will respond to bidders' RFIs related to the MCC replacements and additional scope as described herein. We will prepare up to two (2) addenda as may be required in response to the bidders' questions for clarifications of the contract documents.

10 September 2018

John Scherck, PE

Page 4 of 4

Reference: EN17082 RP-1 Mechanical Restorations Project - Proposal for Contract Amendment #2 for Replacement of MCC 5M and MCC 14M

## Budget

To perform the additional engineering design services required to replace the existing MCC 5M and 14M per the scope of services as described above, we respectfully request a budget amendment to our contract in the amount of \$ 113,400. Our proposed labor hours and fees by task is attached.

## Schedule

The proposed additional services will impact our proposed design schedule. Due to a significant amount of new information and design to be performed, we are proposing an additional 90% Design submittal before our 100% Design submittal. The 90% Design submittal is proposed to be submitted December 6, 2018. Our proposed schedule is attached.

Thank you for your consideration of this contract amendment request. Should you have any questions please feel free to contact me.

Regards,

Stantec Consulting Services Inc.



---

**Jeff Dunn, PE**  
Senior Project Manager  
Phone: (949) 923-6974  
Fax: (949) 923-6121  
jeff.dunn@stantec.com



---

**Robert Reid, PE**  
Senior Associate  
Phone: (949) 923-6037  
Fax: (949) 923-6121  
robert.reid@stantec.com

Attachment: Contract Amendment 2 – Proposed Labor Hours and Budget  
Contract Amendment 2 – Proposed Project Schedule

d:\projects\224501142\0\_framework\6\_change\_orders\amendment#2\_mcc\_replacement\est\_proposal\_en17082\_amendment2\_mcc\_replacements.docx



Inland Empire Utilities Agency  
**EN17082 - RP-1 Mechanical Restorations - Contract Amendment 2 - MCC Replacements for 5M and 14M**  
**Proposed Labor Hours and Fees**

	LABOR HOURS								TOTAL STANTEC LABOR FEES	Oriez	Other Direct Costs	TOTAL FEES
	QA/QC Technical Advisor	Jeff Dunn, PE Project Manager	Civil / Mechanical Project Engineer	HVAC/Mechanical Senior Engineer	Civil / Mechanical Designer / CAD	Senior Electrical Engineer	Electrical Designer	TOTAL STANTEC LABOR HOURS				
1 Prepare Revised Tech Memo		6	8	8		32	16	70	\$ 13,118		\$234	\$ 13,352
2 Prepare Additional Plans	2	4	46	34	28	122	160	396	\$ 67,534	\$2,500		\$ 70,034
3 Revised Specifications, Sequencing, and Estimates	2	8	24	24		24		82	\$ 15,882		\$200	\$ 16,082
4 Prepare 90% Design Submittal	6	6	8		4			24	\$ 4,632		\$1,500	\$ 6,132
5 Project Management, Coordination, and Meetings		6	6			6		18	\$ 3,516		\$98	\$ 3,614
6 Bid Administration and Assistance		2	6			8		24	\$ 4,186			\$ 4,186
<b>Total Hours</b>	<b>10</b>	<b>32</b>	<b>98</b>	<b>66</b>	<b>32</b>	<b>192</b>	<b>184</b>	<b>614</b>				
<b>Total Fees</b>	<b>\$2,490</b>	<b>\$7,200</b>	<b>\$15,288</b>	<b>\$13,530</b>	<b>\$4,320</b>	<b>\$39,360</b>	<b>\$26,680</b>		<b>\$ 108,868</b>	<b>\$2,500</b>	<b>\$2,032</b>	<b>\$ 113,400</b>





**CONSENT  
CALENDAR  
ITEM**

**3H**



**Date:** November 21, 2018

HHR

**To:** The Honorable Board of Directors

**From:** Halla Razak, General Manager

**Committee:** Engineering, Operations & Water Resources

11/14/18

Finance & Administration

11/14/18

**Executive Contact:** Shaun Stone, Acting Executive Manager of Engineering/AGM

**Subject:** RW System Cathodic Protection Improvements Consultant Contract Amendment

**Executive Summary:**

Corrpro Companies Inc. (Corrpro) evaluated remaining corrosion monitoring test stations, not previously evaluated in 2014, and measured the soil corrosiveness along the pipeline network that does not have corrosion monitoring test stations. At the conclusion of their field evaluation, Corrpro submitted a technical memorandum identifying areas of corrosive soil and recommended engineering controls to determine the remaining life of the pipelines. This consultant contract amendment will allow Corrpro to expose and directly assess pipelines, install monitoring equipment near pipelines with corrosive soil that had no previous monitoring equipment, and repair existing corrosion monitoring test stations. Staff recommends the work be completed by Corrpro due to their expertise and knowledge of IEUA's recycled water pipeline network condition. A contract amendment is requested for an amount of \$560,670 for the additional scope of work, increasing Corrpro's contract from \$198,900 to \$759,570.

Further, the project is moving ahead of schedule, and to complete the project, funds will need to be brought forward from future fiscal year budget allocation. The FY 2018/19 budget is \$490,000; therefore, staff requests that \$195,000 be reallocated from FY 2019/20 into FY 2018/19 to fully fund the project through FY 2018/19.

**Staff's Recommendation:**

1. Approve a consultant services contract amendment for the RW System Cathodic Protection Improvements, Project No. EN17080, to Corrpro Companies Inc., for the not-to-exceed amount of \$560,670;
2. Approve an increase in budget allocation for FY 2018/19 from the FY 2019/20 budget in the amount of \$195,000; and
3. Authorize the General Manager to execute the contract amendment, subject to non-substantive changes.

**Budget Impact** *Budgeted* (Y/N): Y *Amendment* (Y/N): Y *Amount for Requested Approval:* \$ 195,000

*Account/Project Name:*

EN17080/RW System Cathodic Protection Improvements

**Fiscal Impact** (explain if not budgeted):

The project is moving ahead of schedule, and to complete construction, funds will need to be brought forward from the FY 2019/20 fiscal year budget allocation. Staff request that \$195,000 be reallocated from FY 2019/20 budget of \$2,800,000 to FY 2018/19, increasing the current FY budget from \$490,000 to 685,000.

**Prior Board Action:**

On January 17 2018, the Board of Directors awarded a consultant engineering services contract for the RW System Cathodic Protection Improvements , Project No. EN17080, to Corrpro for the not-to-exceed amount of \$198,900.

---

**Environmental Determination:**

Categorical Exemption

CEQA identifies certain categories of projects as exempt from more detailed environmental review because these categories have been deemed to have no potential for significant impact on the environment. This project qualifies for a Categorical Exemption Class 1 and Class 6, as defined in Section 15301 and Section 15306 of the State CEQA Guidelines respectively.

---

**Business Goal:**

The RW System Cathodic Improvements Project is consistent with IEUA's Business Goal of Water Reliability, specifically the Water Supplies objective that IEUA will support the region with the development of reliable, resilient, and sustainable water supplies from diverse sources.

---

**Attachments:**

Attachment 1 - PowerPoint

Attachment 2 - Contract Amendment

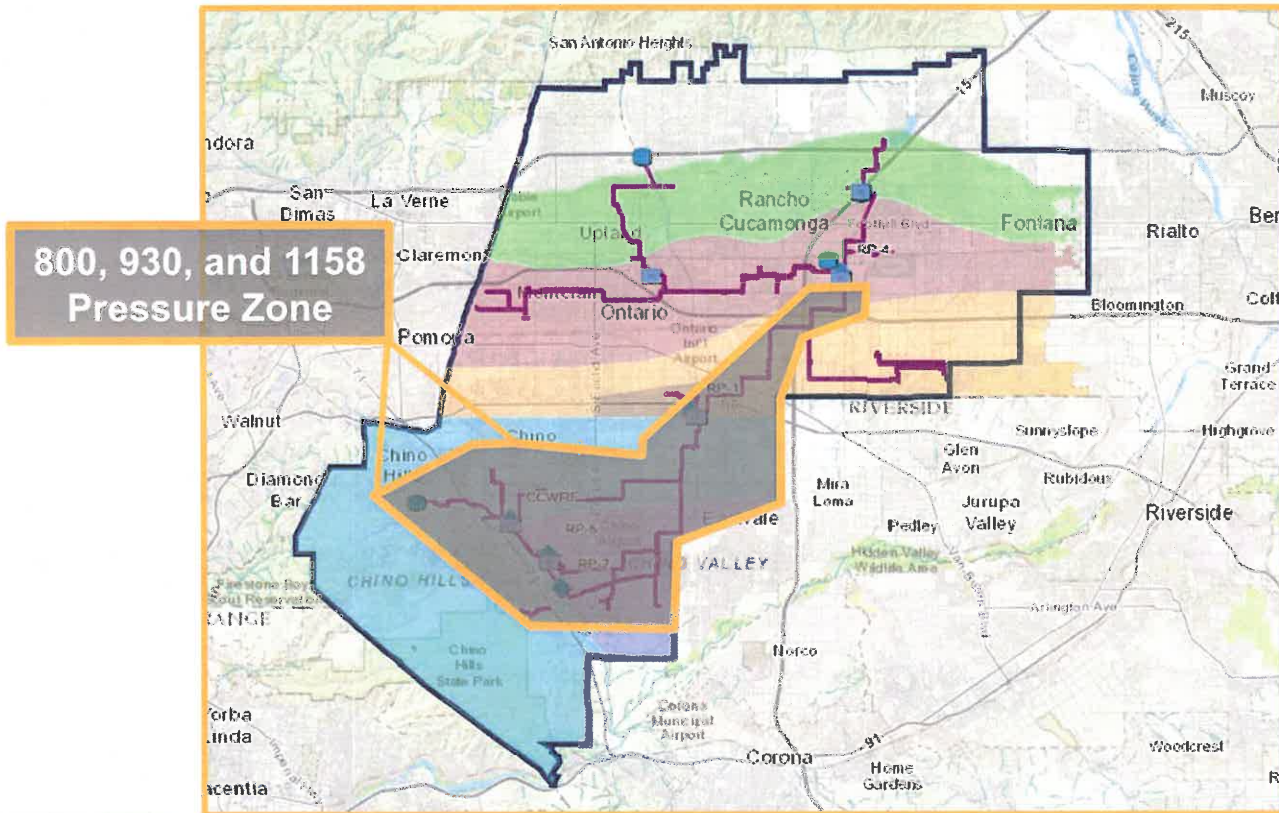
# **Attachment 1**

# Recycled Water System Cathodic Protection Consultant Contract Amendment Project No. EN17080



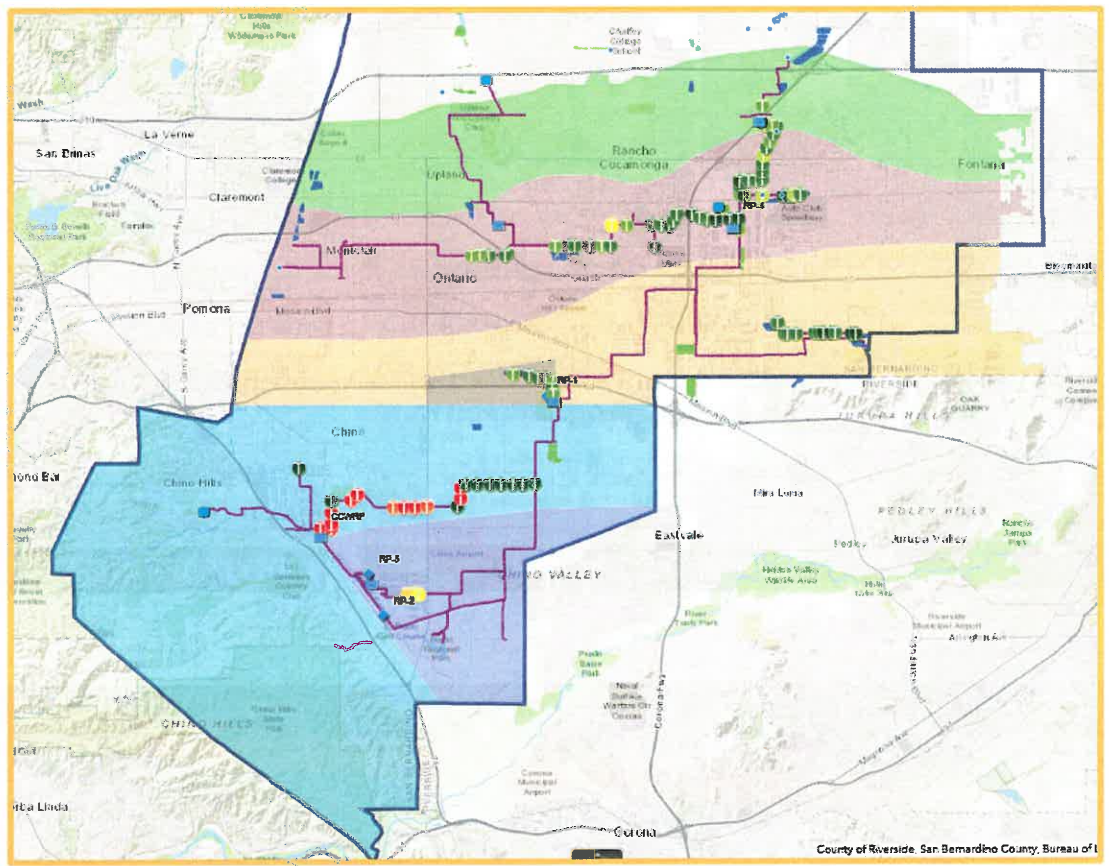
Travis Sprague  
November 2018

# Project Location



# The Project

2014 RW Pipeline Cathodic Protection Station Survey



# Project Budget and Schedule

Description	Estimated Cost
<b>Design Services</b>	<b>\$270,428</b>
Project Evaluation Contract	\$198,900
IEUA Design Services	\$71,528
<b>Rehabilitation Services</b>	<b>\$686,821</b>
Consultant Contract Amendment (this action)	\$560,670
Contingency (10%)	\$56,067
Engineering Services (8%)	\$44,854
IEUA Inspection Services (4.5%)	\$25,230
<b>Total Project Cost</b>	<b>\$957,249</b>
<b>Total Project Budget</b>	<b>\$3,540,851</b>

Project Milestone	Date
<b>Design</b>	
Consultant Contract Award	January 2018
Tech Memo Completion	June 2018
<b>Rehabilitation</b>	
Contract Amendment	November 2018
Rehabilitation Completion	April 2019



# Recommendation

- Approve a consultant services contract amendment for the RW System Cathodic Protection Improvements, Project No. EN17080, to Corpro Companies Inc., for the not-to-exceed amount of \$560,670;
- Approve an increase in budget allocation for FY 2018/19 from the FY 2019/20 budget in the amount of \$195,000; and
- Authorize the General Manager to execute the contract amendment subject to non-substantive changes.

The RW System Cathodic Improvements Project is consistent with **IEUA's Business Goal of Water Reliability** specifically the Water Supplies objective that IEUA will support the region with the development of reliable, resilient, and sustainable water supplies from diverse sources.

# **Attachment 2**



**CONTRACT AMENDMENT NUMBER: 4600002464-001**  
**FOR**  
**CORROSION ASSESSMENT SERVICES**  
**OF**  
**RECYCLED WATER CATHODIC PROTECTION IMPROVEMENTS**  
**SOIL ANALYSIS SURVEY PROJECT NO. EN17080**

THIS CONTRACT AMENDMENT ONE is made and entered into this \_\_\_\_ day of \_\_\_\_\_, 2018, by and between the Inland Empire Utilities Agency, a Municipal Water District, organized and existing in the County of San Bernardino under and by virtue of the laws of the State of California (hereinafter referred to as "IEUA" and "Agency") and Corpro Companies, Inc., an Aegion Company, with offices located in Santa Fe Springs, California (hereinafter referred to as "Consultant"), for professional soil analysis and pip-to-soil potential survey on the recycled water distribution pipelines in support of Project EN17080.

**SECTION FOUR, SCOPE OF WORK AND SERVICES, ADDS THE FOLLOWING PARAGRAPH:** Consultant's additional services and responsibilities shall be in accordance with Consultant's proposal dated September 26, 2018, which is attached hereto, referenced herein, and made a part hereof as **Exhibit A**.

**SECTION SIX, COMPENSATION, ADDS THE FOLLOWING PARAGRAPH:** In compensation for the additional work represented by this Contract Amendment, Agency shall pay Consultant a **NOT-TO-EXCEED MAXIMUM of \$759,570.00** for all services provided. This represents an increase of **\$560,670.00** in accordance with **Exhibit A** and as approved by SAP Purchase Requisition 10046636.

**ALL OTHER PROVISIONS OF THIS CONTRACT REMAIN UNCHANGED**


The parties hereto have mutually covenanted and agreed as per the above amendment item, and in doing so have caused this document to become incorporated into the Contract Documents.

**INLAND EMPIRE UTILITIES AGENCY:**  
*\*A MUNICIPAL WATER DISTRICT*

**CORPRO COMPANIES, INC.:**

\_\_\_\_\_  
Halla H. Razak  
General Manager

(Date)

  
\_\_\_\_\_  
Edward Bonar  
Area Operations Manager

   
\_\_\_\_\_  
(Date)

# **Exhibit A**

September 26<sup>th</sup>, 2018

Inland Empire Utilities Agency  
6075 Kimball Avenue  
Chino, CA 91708

Attn.: Mr. Travis Sprague

**Subject: Cathodic Protection (CP) Proposal – Cost Estimates for Proposed Recommendations  
Recycled Water Pipeline Cathodic Protection Improvements Project (Rev 3)**

A soil corrosivity analysis and assessment of the existing cathodic protection and corrosion monitoring systems were conducted for select recycled water pipelines. Based on the findings of the field surveys, it was determined that additional testing, CP equipment upgrades, and new CP installations are required throughout the project area. This cost proposal is based on the recommendations provided in the most recent “*Cathodic Protection Assessment and Soil Corrosivity Analysis Report*” dated July 12, 2018.

The more detailed scope of work and associated fees included under this proposal are as follows:

**TASK SUMMARY AND COST:**

**Task 1: Excavate and Perform ECDA on 930 Zone Reservoir Pipeline Near the IJ at Sta. 220+64**

Based on the cathodic protection survey, the corrosion potential readings at this location on the 930 Zone Reservoir Pipeline were found to be more electronegative than anticipated. It is suspected that the pipeline is in the anodic voltage gradient of the adjacent cathodically protected pipeline on the other side of the insulating flange. Recommendation was made to excavate the pipe at this location and perform an external corrosion direct assessment (ECDA) to verify no significant corrosion is occurring.

Excavation and ECDA Fee..... **\$19,000.00**

**Task 2: New Panel Boards and Hardware for 6 Test Stations**

It has been discovered that some of the anode test station panel boards have corroding hardware and therefore some of the anodes were disconnected from the circuit and are not providing protective current. During the site visits, they were temporarily repaired but will corrode again. Installation of new anode panel boards at six (6) locations is recommended. Configuration shall be as shown on drawings no. D5153-049 (CP-3) detail 4. Specific locations where the panel boards shall be replaced are noted in the report. Cost for one (1) mobilization for panel board installation is included.

Cost Estimate for Six (6) Anode Panel Boards..... **\$1,800.00**

Labor and Equipment for Installation Fee..... **\$3,200.00**

**Task 3: Pipeline Continuity Testing of Wineville Segment B**

Wineville Pipeline Segment B was found to be lacking the required cathodic protection at test stations without anodes. It is suspected that discontinuities exist at multiple locations of the pipeline alignment. According to the drawings D5153-047 (CP-1), the pipe joints are made electrically continuous with bond cables. It is not known how many discontinuities may exist, so it is recommended to conduct circulating current testing between all test stations to determine which pipeline segments are not electrically continuous.

Circulating Current Continuity Testing of Wineville Pipeline Segment B ..... **\$25,800.00**

**Task 4: Conduct ECDA, Provide Design and Installation for New Test Stations on RP-4 Pipeline**

During the 2018 cathodic protection survey, a large number of test stations could not be located for the RP-4 Pipeline. It is very likely they were paved over/lost during development of the area. As a result, the cathodic protection levels on the east/north end of the pipeline past Sta. 235+00 could not be assessed. It was recommended to design and install a new cathodic protection system for this end of the pipeline. This will include locating of pipeline, installation of four (4) test stations and field testing to determine current requirement, cathodic protection design and calculations, and estimate to install the cathodic protection system. An external corrosion direct assessment (ECDA) will be conducted during the excavation of the pipeline to install new test stations.

Installation of Four (4) Test Stations, Field Testing and Design Services ..... **\$170,520.00**

**Task 5: Perform ECDA and Install corrosion monitoring Probes where Soil Resistivity was found to be low**

Based on the soil corrosivity analysis and locations provided to be the highest corrosion risk to the pipeline in the case coating holidays exist, it was recommended to excavate the pipeline and perform an external corrosion direct assessment (ECDA). It was also recommended to install corrosion probes at these locations to perform future monitoring of the corrosive soils. Cost estimate is on a "per location" basis. The locations proposed for this work have varying conditions. Some locations require traffic control (to be provided by Corrpro), shoring, potholing, asphalt removal, etc. Depending on the pipe alignment at each location, the cost to perform the work is given as follows:

Excavation and ECDA for locations that do not require traffic control, asphalt removal and repaving .....  $\$18,000.00 \times 9 =$  **\$162,000.00**

Excavation and ECDA for locations that will require traffic control, asphalt removal and repaving .....  $\$30,000.00 \times 3 =$  **\$90,000.00**

Excavation and ECDA for locations where pipe depth is greater than 6 ft and do not require traffic control, asphalt removal and repaving .....  $\$24,000.00 \times 1 =$  **\$24,000.00**

Monitoring Probe (Materials and Installation) .....  $\$4,500.00 \times 13 =$  **\$58,500.00**

**Total Cost Estimate for Task 5: ..... \$334,500.00**

**Task 6: Corrosion Assessment and Evaluation for CCWRF RAS Spool**

The purpose of this task is to perform a corrosion assessment and evaluation for the header pipe and RAS spools located at the CCWRF facility. The RAS spools have been experiencing internal corrosion near the flanged area of the spools. This will include reviewing pertinent information (previous failure study reports, as-built drawings, pipe and lining material specifications, water quality data etc.), inspecting the removed components of the failed structure, identify any possible cases for internal corrosion (presence of foreign CP systems, etc.) and repair that includes all results gathered from the corrosion assessment.

CCWRF RAS Spool Corrosion Assessment and Evaluation ..... **\$5,850.00**


**Total Cost Estimate for All Tasks Included in this Cost Proposal: \$560,670**

**ADDITIONAL SCOPE OF WORK FOR ENGINEERING DESIGN/TESTING SERVICES:**

1. Review available drawings and specifications.
2. A 20% contingency fee will be applicable to the estimated cost to complete the individual sub-tasks listed under Task 5 to compensate for unforeseen conditions.
3. Testing shall be accomplished by NACE certified CP professionals.
4. IEUA will provide access to privately owned properties.
5. Corrpro to obtain the required permits per city requirements based on scope of work.
6. Corrpro to provide traffic control as per city requirements. Costs recommendations in this proposal include traffic control where required.
7. Schedule of work to be mutually agreed.
8. Cost associated with ECDA and test station installation may change if unusual site conditions are encountered.

We appreciate the opportunity to submit this proposal and look forward to working with you on this project. If you have any questions or require additional information, please feel free to call us any time.

Sincerely submitted,



Sarvjit Singh  
Engineering Manager  
(564) 843-2877  
[Sjsingh@aegion.com](mailto:Sjsingh@aegion.com)

## CORRPRO COMPANIES, INC. STANDARD TERMS AND CONDITIONS

The following terms and conditions ("T&Cs") apply to the proposed sale of equipment, supplies, products or materials ("Goods") or the proposed furnishing of labor, with or without the supply of Goods ("Services"), by Corpro Companies, Inc. ("Corpro"), all as further described in the Proposal or Invoice attached hereto ("Sales Document"), to the buyer named in the Sales Document ("Buyer").

- 1. Scope of Agreement; Acceptance.** Unless expressly provided otherwise in a writing signed by Buyer and Corpro (including a master or other written agreement between Corpro and Buyer signed by an authorized representative of Corpro prior to the date of the Sales Document), these T&Cs and any other documents expressly identified in the Sales Document as a contract document shall be considered contract documents (collectively, the "Agreement"). Any terms that add to or contradict the terms of this Agreement are not valid. A definite expression of acceptance of this Sales Document by Buyer that contains terms that are additional to or different from the terms of the Agreement will form a contract solely on the Agreement, and the additional or different terms shall not become a part of the Agreement, whether or not they would materially alter the Agreement. Neither course of prior dealings nor usage of trade shall be relevant to supplement or explain any provision of the Agreement. This Agreement becomes a valid and binding obligation of Corpro and Buyer on the earlier of: (a) Corpro's receipt of this Sales Document signed by Buyer; (b) Buyer delivering a purchase order or a purchase order number to Corpro for the Goods or Services described in the Proposal; (c) Buyer's receipt and acceptance of the Goods or Services, (d) Buyer's payment for the Goods or Services described in the Sales Document, or (e) any other written indication by Buyer of its acceptance of this Sales Document.
- 2. Delivery; Risk of Loss.** All shipping dates of Goods and performance dates of Services stated in the Proposal are approximate and not a guarantee of a particular date of shipment or performance. Unless stated otherwise in the Agreement, delivery of Goods shall be EXW (Incoterms 2010) at Corpro's facility stated in the Sales Document. At Buyer's option, Corpro will ship Goods to Buyer at the shipping address stated in the Agreement by any commercially reasonable means, provided that Corpro has the option of selecting the particular route and carrier for shipment of the Goods to Buyer, unless specified by Buyer. Buyer shall bear all risk of loss or damage in transit. All freight, insurance, tariffs, freight forwarding, customs, cartage and other transportation or incidental charges shall be borne by Buyer. Corpro reserves the right to deliver Goods or perform Services in installments, all such installments to be separately invoiced and paid for when due, without regard to subsequent deliveries. Delay in delivery of any installment shall not relieve Buyer's obligations to accept remaining deliveries.
- 3. Inspection and Acceptance.** Immediately on Buyer's receipt of any Goods shipped or Services performed, Buyer shall inspect the same and shall notify Corpro in writing of any claims for shortages or non-conformance (including defective and damaged Goods or Services). Buyer shall hold any non-conforming Goods for Corpro's written instructions concerning disposition. Failure to give written notice of any non-conforming Goods or Services within 10 days after the earlier to occur of receipt of Goods or performance of Services, express oral or written acceptance of the Goods or Services, or payment for the Goods or Services, shall conclusively (a) establish Buyer's acceptance of the Goods or Services, (b) release Corpro from any and all liability therefor, and (c) waive Buyer's right to seek damages or other remedies for any non-conforming Goods or Services subject to Section 8 below. Buyer shall bear the expenses of inspection under all circumstances.
- 4. Payment Terms.** Terms of sale are net 30 days from date of invoice, unless otherwise stated in the Agreement. Time is of the essence with respect to all payments. Any amount not received by Corpro when due shall bear interest at the rate of 1½% per month (12% annually), or the maximum rate of interest that applicable law allows, whichever is less, until fully paid, including any interest due. Buyer agrees to pay all costs of collection resulting from any default by Buyer of this Agreement. Amounts due to Corpro under this Agreement are not subject to offset, deduction or back charges by Buyer. Unless stated otherwise in the Agreement, the prices stated in the Agreement and all payments due to Corpro from Buyer shall be in the lawful currency of the U.S. If, at any time prior to shipment or performance (either complete or partial), Buyer does not meet Corpro's credit approval or Corpro, in its sole discretion, deems Buyer's financial condition to be unsatisfactory, Corpro may either (a) delay or postpone delivery of Goods or performance of Services, (b) cancel the Agreement, or (c) request payment in full or other security satisfactory to Corpro from Buyer prior to shipment of the Goods or performance of the Services.
- 5. Taxes; Permits and Fees; Laws.** Unless expressly stated otherwise in the Agreement the purchase price for the Goods furnished or Services performed by Corpro excludes all governmental or brokerage taxes, duties, customs, fees, charges or assessments (collectively, "Taxes"). If applicable, Buyer must provide Corpro with documentation acceptable to Corpro of any exemptions claimed from Taxes prior to invoicing. In the event Corpro is required to pay any Taxes not previously paid to Corpro, Buyer shall reimburse Corpro. Except to the extent assumed by Corpro in writing, Buyer shall secure and pay for all permits and fees necessary for delivery and installation of the Goods or performance of the Services. It is Buyer's duty to ascertain that the Goods or Services proposed by Corpro are and their subsequent installation and use is in accordance with applicable laws, ordinances and building codes. Corpro shall not be responsible for compliance of the Goods or Services to such laws, ordinances and building codes, but shall, to the extent reasonably possible, promptly notify Buyer of any discrepancies brought to Corpro's attention.
- 6. Specifications.** Buyer warrants that any documents, drawings, designs or specifications furnished to Corpro by Buyer or any party acting on behalf of, or under direction from, Buyer (collectively, "Specifications") are complete, accurate and may be reasonably relied on by Corpro. Corpro shall have no liability for errors, omissions or inconsistencies in any Specifications. In the event the Agreement contains submittal requirements pertaining to the Goods or Services, Corpro agrees to submit in a timely fashion to Buyer for review and approval any shop drawings, samples, product data, manufacturers' literature or similar submittals as Buyer may reasonably request. Buyer shall be responsible for review and approval of submittals with reasonable promptness to avoid causing delay.
- 7. Change Orders.** Changes to the quantity, Specifications, scope of supply or performance, delivery schedule, period of performance, shipping instructions or any other material term of the Agreement, may only be made by Buyer and Corpro executing a written change order ("Change Order"). Any Change Order shall state the parties' agreement on (a) change in the material term of the Agreement, and (b) an adjustment to the purchase price or the date of shipment or period of performance, as applicable. Both parties agree that, unless a Change Order is agreed in writing and signed by authorized representatives of both parties, the Agreement shall not be changed or modified in any manner. In addition, Corpro has the right to suspend performance during the period while the change is being evaluated and negotiated. In the event Buyer has communicated proposed changes to Corpro, Corpro, at its sole discretion, shall either (i) accept the Change Order, (ii) reject the Change Order and continue performance under the existing Agreement, or (iii) cancel the Agreement. In the event that Corpro elects (ii) above, Buyer shall have the option to cancel the Agreement.
- 8. Warranties.** "Warranty Period" means (a) for Services and Goods installed as part of the Services, the one (1) year period beginning the date the applicable Services are substantially completed; and (b) for Goods not installed as part of any Services, the 90 day period beginning with the date of shipment from Corpro. The providing of warranty service does not extend or restart a new Warranty Period. Corpro warrants that, for the duration of the Warranty Period and subject to the other limitations in this Agreement, each Service has been performed in accordance with applicable specifications and procedures for such Service, and, if applicable, Goods will be free from defect in materials and workmanship. Corpro's obligation to honor its warranty on defective Goods



is in all cases limited to, at Corpro's sole option, repair or replacement of the defective Good or component thereof, or providing a cash refund or credit equivalent to the decreased value of the defective Good. Corpro's obligation to honor its warranty on defective Services is in all cases limited to, at Corpro's sole option, re-performing such Service(s), performing additional Service(s), or providing a refund or credit equivalent to the decreased value of the Service(s). Notwithstanding anything in this Agreement to the contrary, Corpro's warranty liability shall in no event exceed the amount paid for the original defective Service or Good. Any claim not received by Corpro within the applicable Warranty Period shall be conclusively deemed waived by claimant. Corpro has the option to verify, with its own representatives, the nature and extent of the alleged defect. Corpro shall have no obligation to provide warranty service and shall have no liability with respect to defective Services or Goods if the Goods, materials, systems of which they are a part, or structures they are intended to protect from corrosion have: (a) been modified, altered, relocated (in the case of cathodic protection systems), used for other than intended purposes, or otherwise changed without Corpro's written consent; (b) been damaged or abused; (c) not been operated or maintained in accordance with design specifications, instructions, operations and maintenance documents, or reasonable business practices; or (d) in the case of Goods or Services, not been paid for in full.

**9. Warranty Limitations.** The Goods warranty applies only to (a) Goods manufactured solely by Corpro, and (b) components of cathodic protection systems installed as part of the Services. Except as stated in the preceding sentence, Corpro does not warrant products manufactured or supplied by other parties, and Buyer shall be entitled to rely on the warranties, if any, only to the extent extended to Buyer by such other parties. Corpro shall not be liable for any expense incurred by Buyer in order to remedy any warranted defect. Corpro's obligation to honor its warranty on defective Corpro Services is in all cases limited to, at Corpro's sole option: 1) re-performing such Corpro Service, 2) performing additional Corpro Service, or 3) providing a refund or credit equivalent to the decreased value of the Corpro Service. Corpro's obligation to honor its warranty on defective Corpro Products is in all cases limited to, at Corpro's sole option: 1) repair or replacement of the defective Corpro Product or component thereof, or 2) providing a cash refund or credit equivalent to the decreased value of the Corpro Products. Replaced Corpro Products shall become the property of Corpro, if Corpro so elects. Corpro shall not be liable for any expense incurred by Buyer in order to remedy any warranted defect. ALL WARRANTIES ARE IN LIEU OF AND CORRPRO DISCLAIMS ANY AND ALL OTHER WARRANTIES, CONDITIONS, AND LIABILITIES, EXPRESS OR IMPLIED, INCLUDING ANY WARRANTIES OF MERCHANTABILITY OR FITNESS FOR ANY PARTICULAR PURPOSE. BUYER EXPRESSLY AGREES THAT THIS WARRANTY SHALL SERVE AS BUYER'S SOLE AND EXCLUSIVE REMEDY WITH RESPECT TO THE GOODS AND SERVICES. IN NO EVENT WILL CORRPRO BE LIABLE TO BUYER, ITS AFFILIATES, SUCCESSORS, ASSIGNS OR TRANSFEREES OR TO ANY THIRD PARTY (BY VIRTUE OF CONTRACT, TORT (INCLUDING NEGLIGENCE), WARRANTY, STRICT LIABILITY OR OTHERWISE) FOR ANY LOST USE, REVENUES OR PROFITS, INCIDENTAL, CONSEQUENTIAL, EXEMPLARY, PUNITIVE OR SPECIAL DAMAGES ARISING OUT OF OR IN ANY WAY RELATED TO THE GOODS OR SERVICES, ACTS OR OMISSIONS IN CONNECTION WITH ANY AGREEMENT RELATED TO THESE WARRANTIES, OR GOODS, MATERIALS, OR SERVICES PROVIDED BY CORRPRO UNLESS EXPRESSLY AND EXPLICITLY PROVIDED FOR IN WRITING SIGNED BY AN AUTHORIZED REPRESENTATIVE OF CORRPRO OR AS OTHERWISE REQUIRED BY LAW. THESE WARRANTIES SHALL EXTEND ONLY TO THE FIRST PURCHASER OF GOODS OR SERVICES FROM CORRPRO AND SHALL NOT BE ASSIGNED OR TRANSFERRED.

**10. Reliance on Buyer's Representations.** Corpro shall be entitled to rely on representations made by or on behalf of Buyer that all conditions necessary for the proper installation or performance of Corpro Products, systems, materials, components and Corpro Services have been satisfied, except to the extent Corpro is specifically contracted to make such determination. Corpro shall have no liability for any and all claims, losses, and causes of action arising out of, resulting from, or in any way attributable to failure of Buyer to satisfy such conditions, Buyer's failure to advise of existing site conditions affecting the work (including, but not limited to, the location of subsurface or concealed structures, systems or components thereof), or the use or operations of products, materials, or systems subsequent to any transfer to any third party. Corpro makes no representations or warranties with respect to, and disclaims liability arising out of, products or services sold by Buyer.

**11. Technical Assistance.** At Buyer's request, Corpro may, in its discretion, furnish technical assistance and information with respect to Corpro's products. CORRPRO MAKES NO WARRANTIES OF ANY KIND OR NATURE, EXPRESS OR IMPLIED, WITH RESPECT TO TECHNICAL ASSISTANCE OR INFORMATION PROVIDED BY CORRPRO OR ITS PERSONNEL. ANY SUGGESTIONS BY CORRPRO REGARDING USE, SELECTION, APPLICATION OR SUITABILITY OF PRODUCTS SHALL NOT BE CONSTRUED AS AN EXPRESS WARRANTY UNLESS SPECIFICALLY DESIGNATED AS SUCH IN A WRITING SIGNED BY AN AUTHORIZED REPRESENTATIVE OF CORRPRO.

**12. Confidentiality.** All information, including quotations, specifications, drawings, prints, schematics, and any other engineering, technical or pricing data or information submitted by Corpro to Buyer related to any order for Goods or Services are the confidential and proprietary information of Corpro. Buyer and its employees, agents or other parties for whom Buyer is responsible may not disclose Corpro's confidential and proprietary information to any third parties, or use Corpro's confidential and proprietary information for its own account or that of any third party, except in the performance of this Agreement.

**13. Force Majeure.** If Corpro is delayed at any time by the acts or omissions of Buyer, Change Orders, or any Force Majeure, then the period of performance of Services shall be extended, the delivery of Goods rescheduled and the price equitably adjusted to reflect the effects of delay on Corpro's costs. "Force Majeure" means circumstances beyond Corpro's reasonable control, including acts of God, acts of public enemies, wars, other hostilities, blockades, insurrections, riots, epidemics, quarantine restrictions, floods, unavailability of components or supplies, lightning, fire, storms, earthquakes, arrests, civil disturbances, acts of any governmental or local authority, and any other acts and causes, not within Corpro's control, which by the exercise of due diligence and reasonable commercial effort, Corpro shall not have been able to foresee, avoid or overcome. If Corpro is unable for any reason to supply the total demands for Goods specified in the Agreement, Corpro may allocate its viable supply among any or all purchasers on such basis as Corpro may deem fair and practical, without liability for any failure of performance which may result therefrom.

**14. Default; Cancellation.** If Buyer fails to perform any of its obligations under this Agreement, including failure to make payments as provided in this Agreement or otherwise, or if Buyer fails to give prompt assurances of future performance when requested by Corpro, then Corpro may, on 5 days' written notice to Buyer, declare Buyer to be in default and Corpro may suspend or terminate performance of its obligations under this Agreement without liability and retain all rights and remedies Corpro may possess at law, in equity or as provided in these T&Cs. In addition to the remedies above, to the extent that (a) Corpro declares a default under this Section 14, or (b) if the order is cancelled for any reason other than default by Corpro, Buyer agrees to pay Corpro for any (i) Services performed and Goods installed or delivered to date of termination, (ii) Goods ordered which cannot be cancelled, and (iii) all costs associated with demobilizing equipment and personnel. All costs recovered shall include overhead and/or profit on costs.

**15. Hazardous Material.** Corpro is not responsible for the discovery of any hazardous material at the site where Services are to be performed. In the event Corpro discovers hazardous material, Corpro will promptly notify Buyer. Corpro is not obligated to commence or continue work until all hazardous material discovered at the place of performance has been removed, remediated, or determined to be harmless. If Corpro incurs additional costs or is delayed due to the presence or remediation of hazardous material, Corpro is entitled to an equitable adjustment in both the Agreement's price and the time for performance.

In no event shall Corpro be liable to Buyer or any third party for any hazardous material existing at the place of performance, or brought onto said premises by any third party. Hazardous material includes any substance or material identified currently or in the future as hazardous under applicable laws, or any other substance or material that may be considered hazardous or otherwise subject to statutory or regulatory requirement governing handling, disposal, or cleanup.

**16. Release of Liability for Buried Pipelines.** If necessary for the performance of Services, Corpro will contact the appropriate jurisdictional authority to identify and locate any buried public utilities at least 72 hours prior to commencing work on site. Corpro will also attempt to locate any buried metallic piping prior to commencing work on the site. Buyer will provide Corpro with accurate, dimensioned, reliable site piping and utility plans ("as-built site drawings") which depict, at a minimum, the precise location of all underground storage tanks and all below ground fuel, vent, air, water, or natural gas piping and electrical/instrumentation conduits (collectively "below-ground hazards") at least 3 days in advance of the date Corpro is to commence work at the site. If Buyer fails to provide as-built site drawings, or if any as-built site drawings provided by Buyer are inaccurate or fail to identify the location of all below-ground hazards, Buyer agrees that Corpro will not be liable to Buyer for any damages, liabilities or claims arising from damage to any below-ground hazard or a release of petroleum products or other hazardous material, in the course of Corpro's performance of the Services, including any such damages caused by the negligence of Corpro or its employees. In addition, Buyer will indemnify and hold Corpro harmless from any such damages, liabilities or claims made by third parties, including governmental agencies.

**17. Indemnification.** TO THE FULLEST EXTENT PERMITTED BY LAW, BUYER AGREES TO DEFEND, INDEMNIFY, AND HOLD HARMLESS CORRPRO AND ITS DIRECTORS, OFFICERS, EMPLOYEES AND AGENTS FROM AND AGAINST ANY AND ALL LIABILITY, LOSSES, COSTS (INCLUDING COSTS OF LITIGATION OR OTHER DISPUTE RESOLUTION AND ATTORNEYS' FEES), CLAIMS AND CAUSES OF ACTION IN FAVOR OF ANY AND ALL PERSONS ARISING OUT OF, RESULTING FROM, OR IN ANY WAY ATTRIBUTABLE TO THE NEGLIGENT ACT OR ACTION, OMISSION OR FAILURE TO ACT ON THE PART OF BUYER OR ITS DIRECTORS, OFFICERS, EMPLOYEES, SUBCONTRACTORS, AGENTS OR ANY OTHER PARTY FOR WHOSE ACTS OR OMISSIONS ANY OF THEM MAY BE LIABLE. TO THE FULLEST EXTENT PERMITTED BY LAW, BUYER FURTHER AGREES THAT WHERE OTHER CONSULTANTS OR CONTRACTORS ARE EMPLOYED IN THE WORK, BUYER WILL NOT HOLD CORRPRO RESPONSIBLE FOR ANY LOSS, DAMAGE OR INJURY CAUSED BY ANY FAULT OR NEGLIGENCE OF SUCH OTHER CONSULTANTS OR CONTRACTORS FOR RECOVERY FROM THEM, OR ANY OF THEM, FOR ANY SUCH DAMAGE OR INJURY.

**18. Insurance.** Corpro shall maintain the following insurance policies and limits: commercial general liability insurance with limits of \$2,000,000 per occurrence/\$4,000,000 per-project aggregate, automobile liability with combined single limits of \$2,000,000 per occurrence, workers' compensation/employer's liability with limits of \$1,000,000/\$1,000,000/\$1,000,000, contractor's pollution liability with \$5,000,000 per pollution event and professional liability with \$5,000,000 limits. Such insurance shall be subject to the coverage provisions, limitations of liability, and other terms and conditions contained in the applicable policies. Customer Group shall be named as additional insured under all policies except for worker's compensation and professional liability. Customer shall be granted waiver of subrogation rights under all policies. Upon written request Corpro will provide to Customer a certificate evidencing such insurance.

**19. Limitation of Liability.** NOTWITHSTANDING ANYTHING IN THIS AGREEMENT TO THE CONTRARY, CONTRACTOR AGREES THAT ANY RECOURSE AGAINST SUBCONTRACTOR UNDER THIS AGREEMENT OR RELATED TO SUBCONTRACTOR'S WORK HEREUNDER, INCLUDING BUT NOT LIMITED ANY INDEMNITY OR WARRANTY OBLIGATIONS, SHALL BE STRICTLY LIMITED TO THE AMOUNT PAID TO SUBCONTRACTOR UNDER THIS AGREEMENT. IN NO EVENT SHALL CORRPRO OR ITS AFFILIATES BE LIABLE TO BUYER, ITS AFFILIATES, SUCCESSORS, ASSIGNS, VENDEES OR TRANSFEREES, OR TO ANY THIRD PARTY, FOR ANY ECONOMIC LOSS, LOST PROFITS OR BUSINESS OPPORTUNITIES, PHYSICAL HARM, INCIDENTAL, CONSEQUENTIAL, SPECIAL OR PUNITIVE DAMAGES, EVEN IF CORRPRO HAS BEEN ADVISED OF THE POSSIBILITY OF SUCH DAMAGES, ARISING OUT OF, RESULTING FROM OR RELATING IN ANY WAY TO THIS AGREEMENT OR ACTS OR OMISSIONS OF CORRPRO IN CONNECTION THEREWITH.

**20. Governing Law; Dispute Resolution.** The validity, construction and interpretation of this Agreement shall be governed by the laws of the State of Texas (USA), excluding any conflicts of laws principles which would direct application of the substantive law of another jurisdiction. Any and all disputes, claims or controversies arising out of or relating to this Agreement, or the breach thereof, shall be finally settled in the district court for the Southern District of Texas or the Harris County District Court, both located in Houston, Texas. Each party agrees to personal jurisdiction in these courts. In any litigation proceeding pursuant to this Agreement, the prevailing party shall recover from the other party all reasonable attorneys' fees, and other expenses in connection with such proceeding. Neither the UNCITRAL Convention on Agreements for the International Sale of Goods nor UNIDROIT Principals of International Commercial Contracts (last version published as of the date of this Agreement) shall apply to the validity, construction and performance of this Agreement.

**21. Export Compliance.** Corpro's products, programs, and services are subject to U.S. export laws, rules, treaties, regulations, and international agreements (collectively, "Export Laws"). Buyer assumes the responsibility of abiding by the Export Laws along with applicable foreign laws when transferring, selling, importing, exporting, re-exporting, deemed exporting, diverting, or otherwise disposing of Goods or Services. By purchasing the Goods and/or Services, Buyer represents it is not in a sanctioned country nor is Buyer an individual or an entity whose purchase of the Goods or Services is restricted by the Export Laws.

**22. Order of Precedence; Notice.** If there is a conflict between the contract documents included in this Agreement, unless specified otherwise, the terms of the documents will control in the following order: (a) master or other written agreement between Corpro and Buyer signed by an authorized representative of Corpro prior to the date of the Sales Document; (b) terms stated on the face of the Sales Document; (c) these T&Cs; and (e) any other contract documents. All notices and communications required by this Agreement shall be delivered, in writing, to the Corpro address stated on the Sales Document.

**23. Interpretation.** Corpro and Buyer acknowledge this Agreement, including the Sales Document, these T&Cs, and the other contract documents, represents the entire agreement and understanding between the parties, incorporating all prior negotiations and understandings relating to the subject matter of this Agreement, whether written or oral. This Agreement shall be construed neither against nor in favor of either party, but shall be construed in a neutral manner. The failure of Corpro to insist on strict performance of this Agreement shall not constitute a waiver of, or estoppel against, asserting the right to require such performance in the future, nor shall a waiver or estoppel in any one instance constitute a waiver or estoppel with respect to a later breach of a similar nature or otherwise. All rights and remedies under this Agreement are cumulative and are in addition to any other rights and remedies Corpro may have at law or in equity. Unless the context of this Agreement clearly requires otherwise, "including" is not limiting and "or" has the inclusive meaning represented by the phrase "and/or." If any provision of this Agreement shall be held to be invalid, illegal or unenforceable, the validity, legality and enforceability of the remaining provisions shall not be affected or impaired thereby. The section headings are for convenience only; they form no part of the terms and conditions and shall not affect their interpretation. This Agreement shall be binding on and inure to the benefit of the parties and their respective successors and assigns; however, Buyer may not assign this Agreement without the prior written consent of Corpro.

**CONSENT  
CALENDAR  
ITEM**

**31**

---

**Date:** November 21, 2018

**To:** The Honorable Board of Directors

**From:** Halla Razak, General Manager

HR

**Committee:**

**Executive Contact:** Christina Valencia, Executive Manager of Finance & Administration/AGM

**Subject:** Resolution No. 2018-11-1, Approving the Amendment to the Agency's Salary Schedule/Matrix for All Employee Groups

---

**Executive Summary:**

California Code of Regulations (CCR) §570.5 establishes the requirement for California Public Employees' Retirement System (CalPERS) agencies to have a current, duly approved and adopted pay schedule by the agency's governing body. Maintenance of the Agency's salary schedule/matrix falls under the responsibility of the Human Resources Department, which includes presenting a revised comprehensive salary resolution to the Board of Directors as changes occur. The last salary schedule/matrix update for all the groups was approved by the Board on August 15, 2018.

The Agency has a need to create a Manager of Government Relations reporting to the Executive Manager of External Affairs & Policy Development. This position will be responsible for managing the legislative and intergovernmental activities for the Agency, as well as providing management support in the analysis and evaluation of issues of Agency-wide importance.

CalPERS employers may only report payrates, for the purposes of calculating retirement benefits, that meet the definition of a Publicly Available Salary Schedule as defined by CCR 570.5.

---

**Staff's Recommendation:**

Adopt Resolution No. 2018-11-1, approving the amendment to the Agency's Salary Schedule/Matrix for all employee groups

---

**Budget Impact** *Budgeted (Y/N): Y Amendment (Y/N): N Amount for Requested Approval:*

*Account/Project Name:*

*Fiscal Impact (explain if not budgeted):*

The annual salary is recommended at range 190: \$136,572.84 - \$166,400.76.  
Funding is appropriated in the FY 2018/19 Budget as part of the employment budget.

**Prior Board Action:**

On August 15, 2018, the Board of Directors adopted Resolution No. 2018-8-10, approving the amendment of the Salary Schedule/Matrix for all employee groups.

---

**Environmental Determination:**

Not Applicable

---

**Business Goal:**

Workplace Environment: IEUA is committed to providing a dynamic work environment with a highly skilled and dedicated workforce.

---

**Attachments:**

1. Amendment Resolution No. 2018-11-1

**RESOLUTION NO. 2018-11-1**

**RESOLUTION OF THE BOARD OF DIRECTORS OF THE INLAND EMPIRE UTILITIES AGENCY\*, SAN BERNARDINO COUNTY, CALIFORNIA, APPROVING THE AMENDMENT OF THE AGENCY'S SALARY SCHEDULE/MATRIX FOR ALL EMPLOYEE GROUPS**

**WHEREAS**, the Agency has a classification and compensation change as a result of creating a new position responsible for managing the legislative and intergovernmental activities for the Agency; and

**WHEREAS**, the Agency now desires to update the salary and classification information to comply with the California Code of Regulations (CCR) §570.5.

**NOW, THEREFORE**, the Board of Directors of the Inland Empire Utilities Agency\* does hereby **RESOLVE, DETERMINE AND ORDER** as follows:

**SECTION 1.** The Agency's salary schedule/matrix is hereby adopted and set forth in Exhibit "1" of this resolution.

**SECTION 2.** The salary information contained in Exhibit "1" shall be effective as of November 21, 2018.

**ADOPTED** the 21<sup>st</sup> day of November 2018.

---

Steven J. Elie  
President of the Inland Empire  
Utilities Agency\* and of the  
Board of Directors thereof

ATTEST:

---

Jasmin A. Hall  
Secretary/Treasurer of the Inland Empire  
Utilities Agency\* and of the  
Board of Directors thereof

\*A Municipal Water District

STATE OF CALIFORNIA )  
COUNTY OF ) SS  
SAN BERNARDINO )

I, Jasmin A. Hall, Secretary/Treasurer of the Inland Empire Utilities Agency\*, DO  
HEREBY CERTIFY that the foregoing Resolution being No. 2018-11-1, was adopted at a regular  
Board Meeting on November 21, 2018, of said Agency by the following vote:

AYES:

NOES:

ABSTAIN:

ABSENT:

---

Jasmin A. Hall  
Secretary/Treasurer of the Inland Empire  
Utilities Agency\* and of the  
Board of Directors thereof

(SEAL)

\*A Municipal Water District

**Inland Empire Utilities Agency**  
**Salary Matrix**  
**Effective November 21, 2018**

**EXHIBIT 1**

<b>CLASSIFICATION TITLE</b>	<b>Salary Range</b>	<b>Unit</b>	<b>FLSA</b>
Accountant I	173	UN	Exempt
Accountant II	175	PR	Exempt
Accounting Supervisor	184	SU	Exempt
Accounting Technician I	170	GU	Non-exempt
Accounting Technician II	173	GU	Non-exempt
Administrative Assistant I	171	GU	Non-exempt
Administrative Assistant I (confidential)	171	UN	Non-exempt
Administrative Assistant II	174	PR	Non-exempt
Administrative Assistant II (confidential)	174	UN	Non-exempt
Assistant Engineer	179	UN	Exempt
Associate Engineer	182	UN	Exempt
Biologist <sup>1</sup>	181	LB	Exempt
Board Secretary/Office Manager	188	UN	Exempt
Budget Officer	186	UN	Exempt
Business Systems Analyst I	179	PR	Exempt
Business Systems Analyst II	181	PR	Exempt
Business Systems Supervisor	184	SU	Exempt
CAD Designer	178	UN	Non-exempt
Chemist	181	LB	Exempt
Chief Financial Officer	192	UN	Exempt
Chief Information Technology Officer	192	UN	Exempt
Collection System Operator I	171	GU	Non-exempt
Collection System Operator II	175	GU	Non-exempt
Collection System Operator III	177	GU	Non-exempt
Collection System Supervisor	184	SU	Exempt
Compost Facility Supervisor	185	SU	Exempt
Compost Operator	174	GU	Non-exempt
Compost Sales Representative	181	PR	Exempt
Compost Worker	170	GU	Non-exempt
Construction Project Inspector	180	UN	Non-exempt
Construction Project Manager - PE	186	PR	Exempt
Contracts Administrator I	177	PR	Exempt
Contracts Administrator II	180	PR	Exempt
Contracts and Procurement Supervisor	184	SU	Exempt
Control Systems Analyst I	180	GU	Non-exempt
Control Systems Analyst II	182	GU	Non-exempt
Deputy Manager of Capital Improvement Projects	188	UN	Exempt
Deputy Manager of Construction Management	188	UN	Exempt
Deputy Manager of Engineering	189	UN	Exempt
Deputy Manager of Grants	188	UN	Exempt
Deputy Manager of Human Resources	188	UN	Exempt
Deputy Manager of Integrated Systems Services	188	UN	Exempt
Deputy Manager of Maintenance	188	UN	Exempt
Deputy Manager of Operations	188	UN	Exempt



**Inland Empire Utilities Agency  
Salary Matrix  
Effective November 21, 2018**

**EXHIBIT 1**

<b>CLASSIFICATION TITLE</b>	<b>Salary Range</b>	<b>Unit</b>	<b>FLSA</b>
Deputy Manager of Planning & Environmental Resources	189	UN	Exempt
Deputy Manager of Safety	188	UN	Exempt
Electrical & Instrumentation Technician I	176	GU	Non-exempt
Electrical & Instrumentation Technician II	179	GU	Non-exempt
Electrical & Instrumentation Technician III	181	GU	Non-exempt
Electrical & Instrumentation Technician IV	182	GU	Non-exempt
Engineering Services Analyst	182	PR	Exempt
Engineering Services Specialist	179	UN	Exempt
Engineering Services Supervisor	184	SU	Exempt
Engineering Technician	175	GU	Non-exempt
Environmental Resources Planner I	179	UN	Exempt
Environmental Resources Planner II	182	UN	Exempt
Executive Assistant	178	UN	Exempt
Executive Manager of Engineering/Assistant General Manager	196	EX	Exempt
Executive Manager of External Affairs and Policy Development/AGM	196	EX	Exempt
Executive Manager of Finance & Administration/Assistant General Manager	196	EX	Exempt
Executive Manager of Operations/Assistant General Manager	196	EX	Exempt
External Affairs Analyst	180	UN	Exempt
External Affairs Specialist I	171	UN	Exempt
External Affairs Specialist I (Y-Rated) <sup>2</sup>	202	UN	Exempt
External Affairs Specialist II	177	UN	Exempt
Facilities Program Supervisor	184	SU	Exempt
Facilities Specialist	177	PR	Exempt
Facilities Specialist - Landscape	177	UN	Exempt
Financial Analyst I	179	PR	Exempt
Financial Analyst II	181	PR	Exempt
General Manager	204	EX	Exempt
GIS Specialist	178	UN	Exempt
Grants Administrator	179	PR	Exempt
Groundwater Recharge Supervisor	187	SU	Exempt
Human Resources Analyst I	177	UN	Exempt
Human Resources Analyst II	179	UN	Exempt
Human Resources Officer	183	UN	Exempt
Human Resources Technician	171	UN	Non-exempt
HVAC Technician	177	GU	Non-exempt
Industrial Engine Technician I	177	GU	Non-exempt
Industrial Engine Technician II	181	GU	Non-exempt
Information Systems Analyst I	179	PR	Exempt
Information Systems Analyst II	181	PR	Exempt
Intern	001	OTR	Non-exempt
Internal Auditor	179	PR	Exempt
Inventory Resources Coordinator	181	PR	Exempt
Laboratory Assistant	172	LB	Non-exempt
Laboratory Scientist I	177	LB	Non-exempt

**Inland Empire Utilities Agency  
Salary Matrix  
Effective November 21, 2018**

**EXHIBIT 1**

<b>CLASSIFICATION TITLE</b>	<b>Salary Range</b>	<b>Unit</b>	<b>FLSA</b>
Laboratory Scientist II	179	LB	Non-exempt
Laboratory Supervisor	184	SU	Exempt
Maintenance Planner	181	GU	Non-exempt
Maintenance Specialist	201	UN	Exempt
Maintenance Supervisor	185	SU	Exempt
Manager of Business Information Services	190	UN	Exempt
Manager of Contracts & Procurement	190	UN	Exempt
Manager of Engineering	192	UN	Exempt
Manager of External Affairs	190	UN	Exempt
Manager of Finance & Accounting	190	UN	Exempt
Manager of Grants	190	UN	Exempt
Manager of Government Relations	190	UN	Exempt
Manager of Human Resources	190	UN	Exempt
Manager of Integrated Systems Services	190	UN	Exempt
Manager of Internal Audit	190	UN	Exempt
Manager of Laboratories	190	UN	Exempt
Manager of Operations & Maintenance	192	UN	Exempt
Manager of Planning & Environmental Resources	192	UN	Exempt
Manager of Regional Compost Authority	190	UN	Exempt
Manager of Technical Services	190	UN	Exempt
Materials Specialist	182	PR	Exempt
Mechanic I	172	GU	Non-exempt
Mechanic II	176	GU	Non-exempt
Mechanic III	179	GU	Non-exempt
Mechanic IV	181	GU	Non-exempt
Network Administrator	183	PR	Exempt
Office Assistant	166	GU	Non-exempt
Office Assistant (confidential)	166	UN	Non-exempt
Operations Specialist	179	UN	Exempt
Operations Supervisor	184	SU	Non-exempt
Pretreatment & Source Control Inspector I	174	GU	Non-exempt
Pretreatment & Source Control Inspector II	177	GU	Non-exempt
Principal Accountant	186	UN	Exempt
Process Automation & Controls Supervisor	185	SU	Exempt
Procurement Specialist I	174	PR	Non-exempt
Procurement Specialist II <sup>3</sup>	175	PR	Non-exempt
Project Manager I	184	PR	Exempt
Project Manager II	185	PR	Exempt
Records Management Supervisor	184	SU	Exempt
Records Specialist	173	GU	Non-exempt
Recycled Water Distribution Operator	179	OP	Non-exempt
Risk Specialist	174	UN	Non-exempt
RW/Groundwater Recharge Operations & Maintenance Specialist	179	UN	Exempt
RW/Groundwater Recharge Systems Maintenance Technician	176	GU	Non-exempt

**Inland Empire Utilities Agency  
Salary Matrix  
Effective November 21, 2018**

**EXHIBIT 1**

<b>CLASSIFICATION TITLE</b>	<b>Salary Range</b>	<b>Unit</b>	<b>FLSA</b>
Safety Analyst	178	UN	Exempt
Safety Officer	184	SU	Exempt
Senior Accountant	179	PR	Exempt
Senior Associate Engineer	184	UN	Exempt
Senior Associate Engineer - PE	185	UN	Exempt
Senior Compost Operations & Maintenance Technician	181	GU	Non-exempt
Senior Construction Project Inspector	182	UN	Exempt
Senior Engineer	187	PR	Exempt
Senior Environmental Resources Planner	184	UN	Exempt
Senior External Affairs Specialist	180	UN	Exempt
Senior Financial Analyst	183	PR	Exempt
Senior Information Systems Analyst	182	PR	Exempt
Senior Internal Auditor	182	PR	Exempt
Senior Inventory Analyst	182	PR	Exempt
Senior Management Analyst	182	PR	Exempt
Senior Operations Specialist	184	UN	Exempt
Senior Pretreatment & Source Control Inspector	180	GU	Non-exempt
Senior Project Manager	187	PR	Exempt
Senior Wastewater Treatment Plant Operator	181	OP	Non-exempt
Senior Water Plant Operator	181	OP	Non-exempt
Senior Water Resources Analyst	184	PR	Exempt
Source Control/Environmental Resources Supervisor	187	SU	Exempt
Supervisor - Environmental Compliance & Energy	188	SU	Exempt
Systems Administrator	181	PR	Exempt
Technology Specialist I	178	GU	Non-exempt
Technology Specialist II	180	GU	Non-exempt
Technology Specialist III	182	GU	Non-exempt
Warehouse Technician	171	GU	Non-exempt
Wastewater Treatment Plant Operator I	174	OP	Non-exempt
Wastewater Treatment Plant Operator II	176	OP	Non-exempt
Wastewater Treatment Plant Operator III	178	OP	Non-exempt
Wastewater Treatment Plant Operator IV, V	180	OP	Non-exempt
Wastewater Treatment Plant Operator-in-Training	171	OP	Non-exempt
Water Plant Operator I	174	OP	Non-exempt
Water Plant Operator II	176	OP	Non-exempt
Water Plant Operator III	178	OP	Non-exempt
Water Plant Operator IV, V	180	OP	Non-exempt
Water Resources Supervisor	184	SU	Exempt

**Notes:**

1. Incumbent Biologist in this position prior to 7/1/01 shall be non-exempt.
2. The Y-Rated salary for this position is reflective of the incumbent in the position effective 11/1/14 formerly classified as CIP Coordinator.
3. Incumbent Procurement Specialist I reclassified to Procurement Specialist II on 7/1/18 shall be exempt.

**Inland Empire Utilities Agency  
Salary Matrix  
Effective November 21, 2018**

**EXHIBIT 1**

<b>Range/Step</b>	<b>Hourly</b>	<b>Bi-Weekly</b>	<b>Monthly</b>	<b>Annually</b>
<b>165</b>				
1	19.3994	1,551.95	3,362.57	40,351
2	19.8843	1,590.75	3,446.62	41,359
3	20.3814	1,630.51	3,532.78	42,393
4	20.8910	1,671.28	3,621.11	43,453
5	21.4132	1,713.06	3,711.63	44,540
6	21.9486	1,755.89	3,804.43	45,653
7	22.4973	1,799.78	3,899.53	46,794
8	23.0597	1,844.78	3,997.02	47,964
9	23.6363	1,890.90	4,096.95	49,163
<b>166</b>				
1	20.3680	1,629.44	3,530.46	42,365
2	20.8772	1,670.17	3,618.71	43,424
3	21.3991	1,711.93	3,709.18	44,510
4	21.9341	1,754.73	3,801.91	45,623
5	22.4824	1,798.59	3,896.95	46,763
6	23.0445	1,843.56	3,994.38	47,933
7	23.6206	1,889.65	4,094.23	49,131
8	24.2111	1,936.89	4,196.59	50,359
9	24.8164	1,985.31	4,301.50	51,618
<b>167</b>				
1	21.3860	1,710.88	3,706.90	44,483
2	21.9205	1,753.64	3,799.56	45,595
3	22.4685	1,797.48	3,894.55	46,735
4	23.0303	1,842.42	3,991.92	47,903
5	23.6060	1,888.48	4,091.71	49,101
6	24.1962	1,935.70	4,194.01	50,328
7	24.8011	1,984.09	4,298.86	51,586
8	25.4212	2,033.70	4,406.34	52,876
9	26.0567	2,084.54	4,516.49	54,198
<b>168</b>				
1	22.4532	1,796.26	3,891.89	46,703
2	23.0145	1,841.16	3,989.18	47,870
3	23.5899	1,887.19	4,088.92	49,067
4	24.1796	1,934.37	4,191.13	50,294
5	24.7841	1,982.73	4,295.91	51,551
6	25.4038	2,032.30	4,403.33	52,840
7	26.0389	2,083.11	4,513.40	54,161
8	26.6898	2,135.19	4,626.24	55,515
9	27.3570	2,188.56	4,741.89	56,903
<b>169</b>				
1	23.5743	1,885.95	4,086.22	49,035
2	24.1637	1,933.10	4,188.37	50,260
3	24.7677	1,981.42	4,293.07	51,517
4	25.3870	2,030.96	4,400.41	52,805

**Inland Empire Utilities Agency  
Salary Matrix  
Effective November 21, 2018**

**EXHIBIT 1**

<b>Range/Step</b>	<b>Hourly</b>	<b>Bi-Weekly</b>	<b>Monthly</b>	<b>Annually</b>
5	26.0216	2,081.73	4,510.41	54,125
6	26.6722	2,133.78	4,623.18	55,478
7	27.3390	2,187.12	4,738.76	56,865
8	28.0224	2,241.80	4,857.22	58,287
9	28.7230	2,297.84	4,978.65	59,744
<b>170</b>				
1	24.7537	1,980.30	4,290.65	51,488
2	25.3726	2,029.80	4,397.91	52,775
3	26.0068	2,080.54	4,507.85	54,094
4	26.6570	2,132.56	4,620.54	55,447
5	27.3234	2,185.87	4,736.06	56,833
6	28.0065	2,240.52	4,854.47	58,254
7	28.7067	2,296.54	4,975.83	59,710
8	29.4244	2,353.95	5,100.23	61,203
9	30.1600	2,412.80	5,227.74	62,733
<b>171</b>				
1	25.9914	2,079.31	4,505.17	54,062
2	26.6412	2,131.29	4,617.81	55,414
3	27.3072	2,184.57	4,733.24	56,799
4	27.9898	2,239.19	4,851.57	58,219
5	28.6897	2,295.17	4,972.87	59,674
6	29.4069	2,352.55	5,097.19	61,166
7	30.1421	2,411.36	5,224.62	62,695
8	30.8955	2,471.64	5,355.23	64,263
9	31.6680	2,533.44	5,489.12	65,869
<b>172</b>				
1	27.2918	2,183.34	4,730.58	56,767
2	27.9741	2,237.93	4,848.85	58,186
3	28.6735	2,293.88	4,970.08	59,641
4	29.3903	2,351.22	5,094.32	61,132
5	30.1251	2,410.01	5,221.69	62,660
6	30.8783	2,470.26	5,352.23	64,227
7	31.6501	2,532.01	5,486.02	65,832
8	32.4415	2,595.32	5,623.19	67,478
9	33.2524	2,660.20	5,763.76	69,165
<b>173</b>				
1	28.6551	2,292.41	4,966.89	59,603
2	29.3714	2,349.71	5,091.05	61,093
3	30.1058	2,408.46	5,218.34	62,620
4	30.8584	2,468.67	5,348.78	64,185
5	31.6298	2,530.38	5,482.50	65,790
6	32.4206	2,593.64	5,619.56	67,435
7	33.2311	2,658.49	5,760.05	69,121
8	34.0619	2,724.96	5,904.07	70,849
9	34.9135	2,793.08	6,051.67	72,620

**Inland Empire Utilities Agency  
Salary Matrix  
Effective November 21, 2018**

**EXHIBIT 1**

<b>Range/Step</b>	<b>Hourly</b>	<b>Bi-Weekly</b>	<b>Monthly</b>	<b>Annually</b>
<b>174</b>				
1	30.0856	2,406.85	5,214.83	62,578
2	30.8377	2,467.01	5,345.20	64,142
3	31.6087	2,528.69	5,478.83	65,746
4	32.3990	2,591.92	5,615.82	67,390
5	33.2089	2,656.71	5,756.21	69,075
6	34.0391	2,723.13	5,900.11	70,801
7	34.8901	2,791.21	6,047.61	72,571
8	35.7623	2,860.99	6,198.80	74,386
9	36.6564	2,932.51	6,353.77	76,245
<b>175</b>				
1	31.5879	2,527.03	5,475.23	65,703
2	32.3776	2,590.21	5,612.12	67,345
3	33.1870	2,654.96	5,752.41	69,029
4	34.0167	2,721.34	5,896.23	70,755
5	34.8671	2,789.37	6,043.64	72,524
6	35.7388	2,859.10	6,194.72	74,337
7	36.6323	2,930.58	6,349.60	76,195
8	37.5480	3,003.84	6,508.33	78,100
9	38.4868	3,078.94	6,671.04	80,052
<b>176</b>				
1	33.1664	2,653.31	5,748.84	68,986
2	33.9956	2,719.65	5,892.57	70,711
3	34.8454	2,787.63	6,039.87	72,478
4	35.7165	2,857.32	6,190.86	74,290
5	36.6094	2,928.76	6,345.64	76,148
6	37.5247	3,001.98	6,504.29	78,051
7	38.4628	3,077.02	6,666.88	80,003
8	39.4243	3,153.95	6,833.55	82,003
9	40.4100	3,232.80	7,004.40	84,053
<b>177</b>				
1	34.8255	2,786.04	6,036.43	72,437
2	35.6962	2,855.69	6,187.34	74,248
3	36.5886	2,927.09	6,342.03	76,104
4	37.5034	3,000.27	6,500.59	78,007
5	38.4410	3,075.28	6,663.10	79,957
6	39.4020	3,152.16	6,829.67	81,956
7	40.3870	3,230.96	7,000.42	84,005
8	41.3967	3,311.73	7,175.42	86,105
9	42.4315	3,394.52	7,354.80	88,258
<b>178</b>				
1	36.5655	2,925.24	6,338.01	76,056
2	37.4796	2,998.37	6,496.47	77,958
3	38.4166	3,073.33	6,658.88	79,907
4	39.3771	3,150.17	6,825.36	81,904

Inland Empire Utilities Agency

EXHIBIT 1

Salary Matrix

Effective November 21, 2018

Range/Step	Hourly	Bi-Weekly	Monthly	Annually
5	40.3615	3,228.92	6,995.99	83,952
6	41.3705	3,309.64	7,170.89	86,051
7	42.4048	3,392.39	7,350.17	88,202
8	43.4649	3,477.19	7,533.92	90,407
9	44.5515	3,564.12	7,722.26	92,667
<b>179</b>				
1	38.3952	3,071.61	6,655.16	79,862
2	39.3550	3,148.40	6,821.54	81,858
3	40.3389	3,227.11	6,992.07	83,905
4	41.3474	3,307.79	7,166.87	86,002
5	42.3811	3,390.49	7,346.05	88,153
6	43.4406	3,475.25	7,529.70	90,356
7	44.5266	3,562.13	7,717.94	92,615
8	45.6398	3,651.18	7,910.89	94,931
9	46.7808	3,742.46	8,108.67	97,304
<b>180</b>				
1	40.3144	3,225.15	6,987.83	83,854
2	41.3223	3,305.79	7,162.54	85,950
3	42.3554	3,388.43	7,341.60	88,099
4	43.4142	3,473.14	7,525.13	90,302
5	44.4996	3,559.96	7,713.26	92,559
6	45.6120	3,648.96	7,906.09	94,873
7	46.7524	3,740.19	8,103.74	97,245
8	47.9212	3,833.70	8,306.34	99,676
9	49.1193	3,929.54	8,514.01	102,168
<b>181</b>				
1	42.3279	3,386.23	7,336.83	88,042
2	43.3862	3,470.89	7,520.27	90,243
3	44.4708	3,557.66	7,708.27	92,499
4	45.5825	3,646.60	7,900.97	94,812
5	46.7221	3,737.77	8,098.50	97,182
6	47.8902	3,831.22	8,300.97	99,612
7	49.0875	3,927.00	8,508.49	102,102
8	50.3146	4,025.17	8,721.20	104,654
9	51.5724	4,125.80	8,939.22	107,271
<b>182</b>				
1	44.4446	3,555.56	7,703.72	92,445
2	45.5557	3,644.45	7,896.32	94,756
3	46.6945	3,735.56	8,093.72	97,125
4	47.8619	3,828.95	8,296.06	99,553
5	49.0585	3,924.68	8,503.47	102,042
6	50.2849	4,022.80	8,716.06	104,593
7	51.5420	4,123.36	8,933.94	107,207
8	52.8306	4,226.45	9,157.31	109,888
9	54.1513	4,332.10	9,386.23	112,635

**Inland Empire Utilities Agency**  
**Salary Matrix**  
**Effective November 21, 2018**

**EXHIBIT 1**

<b>Range/Step</b>	<b>Hourly</b>	<b>Bi-Weekly</b>	<b>Monthly</b>	<b>Annually</b>
<b>183</b>				
1	46.6687	3,733.50	8,089.25	97,071
2	47.8355	3,826.84	8,291.49	99,498
3	49.0314	3,922.51	8,498.78	101,985
4	50.2572	4,020.58	8,711.25	104,535
5	51.5136	4,121.09	8,929.02	107,148
6	52.8014	4,224.11	9,152.25	109,827
7	54.1215	4,329.72	9,381.07	112,573
8	55.4745	4,437.96	9,615.58	115,387
9	56.8614	4,548.91	9,855.98	118,272
<b>184</b>				
1	49.0006	3,920.05	8,493.44	101,921
2	50.2256	4,018.05	8,705.77	104,469
3	51.4813	4,118.50	8,923.43	107,081
4	52.7683	4,221.47	9,146.51	109,758
5	54.0876	4,327.00	9,375.18	112,502
6	55.4397	4,435.18	9,609.55	115,315
7	56.8257	4,546.06	9,849.80	118,198
8	58.2463	4,659.71	10,096.03	121,152
9	59.7026	4,776.21	10,348.45	124,181
<b>185</b>				
1	51.4491	4,115.93	8,917.85	107,014
2	52.7354	4,218.83	9,140.80	109,690
3	54.0537	4,324.29	9,369.31	112,432
4	55.4051	4,432.40	9,603.54	115,243
5	56.7902	4,543.21	9,843.63	118,124
6	58.2100	4,656.80	10,089.73	121,077
7	59.6652	4,773.22	10,341.97	124,104
8	61.1568	4,892.54	10,600.51	127,206
9	62.6858	5,014.86	10,865.54	130,386
<b>186</b>				
1	54.0231	4,321.85	9,364.01	112,368
2	55.3737	4,429.89	9,598.11	115,177
3	56.7580	4,540.64	9,838.06	118,057
4	58.1770	4,654.16	10,084.01	121,008
5	59.6314	4,770.52	10,336.12	124,033
6	61.1223	4,889.78	10,594.52	127,134
7	62.6502	5,012.02	10,859.37	130,312
8	64.2165	5,137.32	11,130.86	133,570
9	65.8220	5,265.76	11,409.14	136,910
<b>187</b>				
1	56.7228	4,537.82	9,831.95	117,983
2	58.1407	4,651.26	10,077.73	120,933
3	59.5943	4,767.54	10,329.68	123,956
4	61.0842	4,886.73	10,587.93	127,055



**Inland Empire Utilities Agency  
Salary Matrix  
Effective November 21, 2018**

**EXHIBIT 1**

<b>Range/Step</b>	<b>Hourly</b>	<b>Bi-Weekly</b>	<b>Monthly</b>	<b>Annually</b>
5	62.6112	5,008.90	10,852.62	130,231
6	64.1766	5,134.13	11,123.95	133,487
7	65.7810	5,262.48	11,402.03	136,824
8	67.4255	5,394.04	11,687.09	140,245
9	69.1111	5,528.89	11,979.26	143,751
<b>188</b>				
1	59.5569	4,764.55	10,323.19	123,878
2	61.0458	4,883.66	10,581.27	126,975
3	62.5719	5,005.75	10,845.80	130,150
4	64.1362	5,130.89	11,116.93	133,403
5	65.7396	5,259.17	11,394.86	136,738
6	67.3831	5,390.65	11,679.74	140,157
7	69.0677	5,525.42	11,971.74	143,661
8	70.7943	5,663.55	12,271.02	147,252
9	72.5643	5,805.14	12,577.81	150,934
<b>189</b>				
1	62.5344	5,002.75	10,839.30	130,072
2	64.0979	5,127.83	11,110.29	133,324
3	65.7003	5,256.02	11,388.05	136,657
4	67.3428	5,387.42	11,672.75	140,073
5	69.0264	5,522.11	11,964.57	143,575
6	70.7520	5,660.16	12,263.67	147,164
7	72.5207	5,801.66	12,570.26	150,843
8	74.3339	5,946.71	12,884.54	154,614
9	76.1922	6,095.38	13,206.65	158,480
<b>190</b>				
1	65.6600	5,252.80	11,381.07	136,573
2	67.3015	5,384.12	11,665.60	139,987
3	68.9841	5,518.73	11,957.24	143,487
4	70.7087	5,656.69	12,256.17	147,074
5	72.4764	5,798.11	12,562.58	150,751
6	74.2883	5,943.06	12,876.64	154,520
7	76.1455	6,091.64	13,198.55	158,383
8	78.0492	6,243.93	13,528.53	162,342
9	80.0004	6,400.03	13,866.73	166,401
<b>191</b>				
1	68.9426	5,515.41	11,950.05	143,401
2	70.6662	5,653.29	12,248.80	146,986
3	72.4328	5,794.62	12,555.02	150,660
4	74.2436	5,939.49	12,868.89	154,427
5	76.0997	6,087.98	13,190.61	158,287
6	78.0022	6,240.18	13,520.39	162,245
7	79.9523	6,396.18	13,858.40	166,301
8	81.9511	6,556.09	14,204.86	170,458
9	83.9999	6,719.99	14,559.99	174,720

**Inland Empire Utilities Agency  
Salary Matrix  
Effective November 21, 2018**

**EXHIBIT 1**

<b>Range/Step</b>	<b>Hourly</b>	<b>Bi-Weekly</b>	<b>Monthly</b>	<b>Annually</b>
<b>192</b>				
1	72.3911	5,791.29	12,547.79	150,573
2	74.2009	5,936.07	12,861.49	154,338
3	76.0559	6,084.48	13,183.03	158,196
4	77.9572	6,236.58	13,512.59	162,151
5	79.9063	6,392.50	13,850.42	166,205
6	81.9038	6,552.31	14,196.67	170,360
7	83.9515	6,716.12	14,551.60	174,619
8	86.0502	6,884.02	14,915.37	178,984
9	88.2015	7,056.12	15,288.27	183,459
<b>193</b>				
1	76.0100	6,080.80	13,175.07	158,101
2	77.9102	6,232.82	13,504.43	162,053
3	79.8580	6,388.64	13,842.05	166,105
4	81.8544	6,548.35	14,188.10	170,257
5	83.9008	6,712.07	14,542.81	174,514
6	85.9983	6,879.86	14,906.37	178,876
7	88.1482	7,051.86	15,279.03	183,348
8	90.3520	7,228.16	15,661.01	187,932
9	92.6108	7,408.86	16,052.54	192,630
<b>194</b>				
1	79.8127	6,385.02	13,834.21	166,011
2	81.8080	6,544.64	14,180.06	170,161
3	83.8532	6,708.26	14,534.56	174,415
4	85.9495	6,875.96	14,897.92	178,775
5	88.0984	7,047.87	15,270.38	183,245
6	90.3008	7,224.07	15,652.14	187,826
7	92.5583	7,404.66	16,043.44	192,521
8	94.8722	7,589.78	16,444.52	197,334
9	97.2440	7,779.52	16,855.63	202,268
<b>195</b>				
1	83.8038	6,704.30	14,525.99	174,312
2	85.8988	6,871.91	14,889.13	178,670
3	88.0464	7,043.71	15,261.38	183,137
4	90.2475	7,219.80	15,642.90	187,715
5	92.5037	7,400.30	16,033.98	192,408
6	94.8163	7,585.31	16,434.83	197,218
7	97.1868	7,774.94	16,845.70	202,148
8	99.6164	7,969.31	17,266.84	207,202
9	102.1068	8,168.55	17,698.52	212,382
<b>196</b>				
1	87.9922	7,039.38	15,251.98	183,024
2	90.1921	7,215.36	15,633.29	187,599
3	92.4468	7,395.74	16,024.11	192,289
4	94.7580	7,580.64	16,424.72	197,097

Inland Empire Utilities Agency

EXHIBIT 1

Salary Matrix

Effective November 21, 2018

Range/Step	Hourly	Bi-Weekly	Monthly	Annually
5	97.1269	7,770.15	16,835.32	202,024
6	99.5551	7,964.41	17,256.23	207,075
7	102.0440	8,163.52	17,687.63	212,252
8	104.5950	8,367.60	18,129.80	217,558
9	107.2099	8,576.79	18,583.05	222,997
<b>197</b>				
1	92.3913	7,391.31	16,014.50	192,174
2	94.7011	7,576.09	16,414.86	196,978
3	97.0687	7,765.49	16,825.24	201,903
4	99.4954	7,959.63	17,245.86	206,950
5	101.9827	8,158.62	17,677.01	212,124
6	104.5324	8,362.59	18,118.95	217,427
7	107.1457	8,571.66	18,571.92	222,863
8	109.8243	8,785.95	19,036.22	228,435
9	112.5699	9,005.59	19,512.12	234,145
<b>198</b>				
1	97.0103	7,760.82	16,815.11	201,781
2	99.4355	7,954.84	17,235.48	206,826
3	101.9214	8,153.71	17,666.37	211,996
4	104.4694	8,357.56	18,108.04	217,296
5	107.0811	8,566.49	18,560.73	222,729
6	109.7582	8,780.66	19,024.75	228,297
7	112.5022	9,000.17	19,500.38	234,005
8	115.3147	9,225.18	19,987.88	239,855
9	118.1976	9,455.81	20,487.58	245,851
<b>199</b>				
1	104.2884	8,343.07	18,076.66	216,920
2	106.8956	8,551.64	18,528.56	222,343
3	109.5680	8,765.44	18,991.78	227,901
4	112.3072	8,984.57	19,466.58	233,599
5	115.1149	9,209.19	19,953.25	239,439
6	117.9928	9,439.42	20,452.08	245,425
7	120.9426	9,675.41	20,963.38	251,561
8	123.9661	9,917.29	21,487.46	257,850
9	127.0653	10,165.22	22,024.65	264,296
<b>200</b>				
1	112.1091	8,968.73	19,432.24	233,187
2	114.9118	9,192.95	19,918.05	239,017
3	117.7847	9,422.78	20,416.01	244,992
4	120.7293	9,658.34	20,926.41	251,117
5	123.7475	9,899.80	21,449.56	257,395
6	126.8412	10,147.29	21,985.80	263,830
7	130.0122	10,400.98	22,535.45	270,425
8	133.2625	10,661.00	23,098.84	277,186
9	136.5941	10,927.52	23,676.30	284,116

**Inland Empire Utilities Agency  
Salary Matrix  
Effective November 21, 2018**

**EXHIBIT 1**

<b>Range/Step</b>	<b>Hourly</b>	<b>Bi-Weekly</b>	<b>Monthly</b>	<b>Annually</b>
<b>201</b>				
1	59.3745	4,749.96	10,291.58	123,499
<b>202</b>				
1	42.9806	3,438.45	7,449.97	89,400
<b>203</b>				
1	149.1334	11,930.68	25,849.80	310,198
<b>204</b>				
1	151.0337	12,082.69	26,179.17	314,150
<b>001</b>				
1	11.0000			
2	12.0000			
3	13.0000			
4	14.0000			
5	15.0000			
6	16.0000			

**ACTION  
ITEM**

**4A**



**Date:** November 21, 2018

H#R

**To:** The Honorable Board of Directors

**From:** Halla Razak, General Manager

**Committee:** Engineering, Operations & Water Resources

11/14/18

Finance & Administration

11/14/18

**Executive Contact:** Shaun Stone, Acting Executive Manager of Engineering/AGM

**Subject:** RP-5 Liquids Treatment Expansion Pre-Selection of the Membrane Bio-Reactor System

---

**Executive Summary:**

On April 3, 2018, IEUA released the Request for Proposals (RFP) for the pre-selection of the Membrane Bio-Reactor (MBR) System for the RP-5 Liquids Treatment Expansion. On May 29, 2018, IEUA received Equipment Supplier proposals from Evoqua Water Technologies LLC and Suez Water Technologies & Solutions (Suez). To better evaluate the proposals a Request for Best and Final Proposals was issued on August 14, 2018. An evaluation team reviewed the received proposals and evaluated/scored them based upon total capital cost, total life cycle cost, operations and maintainability, experience, qualifications, and product support.

The evaluation team selected Suez. The major reasons for this selection included Suez's proven experience, detailed project approach, performance guarantees, long term support capabilities, and capital, operational, and maintenance costs compared to other benchmarked systems.

The guaranteed MBR system price is \$9,720,000 and will be assigned as part of the contract with the successful General Contractor scheduled to be selected in December 2019. An initial contract with Suez, for \$300,000, will be required for engineering services during design to ensure that the equipment is properly incorporated into the final project documents.

---

**Staff's Recommendation:**

1. Award a pre-selection agreement for the Membrane Bio-Reactor System for the RP-5 Liquids Treatment Expansion, Project No. EN19001, to Suez with a \$300,000 stipend for engineering services through design and a guaranteed price to be included in a future successful General Contractor's bid; and
2. Authorize the General Manager to execute the pre-selection agreement, subject to non-substantive changes.

---

**Budget Impact** *Budgeted (Y/N): Y* *Amendment (Y/N): N* *Amount for Requested Approval:*

*Account/Project Name:*

EN19001/RP-5 Liquids Treatment Expansion

*Fiscal Impact (explain if not budgeted):*

None.

**Prior Board Action:**

On May 16, 2018, the Board of Directors received an informational item describing this RFP.  
On May 17, 2017, the Board of Directors approved a contract amendment for the project to the design Engineer.  
On March 15, 2017, the Board of Directors adopted the RP-1 & RP-5 Expansion Preliminary Design Report.

---

**Environmental Determination:**

Program Environmental Impact Report (Finding of Consistency)

Staff is currently completing a Finding of Consistency with IEUA's Program Environmental Impact Report and has completed CEQA Plus evaluation for potential SRF Loan Funding.

---

**Business Goal:**

The RP-5 Liquids Treatment Expansion Project is consistent with the Agency's Business Goal of Wastewater Management specifically the Water Quality objective that IEUA will ensure that Agency systems are planned, constructed, and managed to protect public health, the environment, and meet anticipated regulatory requirements.

---

**Attachments:**

Attachment 1 - Background

Attachment 2 - PowerPoint

Attachment 3 - Pre-selection Agreement for the Membrane Bio-Reactor System for the RP-5 Liquids Treatment Expansion Project ([Click to Download](#))

# **Attachment 1**



## Background

---

Subject: RP-5 Expansion Pre-Selection of the Membrane Bio-Reactor System

---

In March 2017, the IEUA Board of Directors approved the findings of the RP-1/RP-5 Expansion Preliminary Design Report (PDR). The PDR outlined a process of pre-selecting major pieces of equipment to ensure these met specific qualifications required by IEUA. The equipment described in the pre-selection process included:

- Aeration Diffusers
- Aeration Process Blowers
- Dewatering Centrifuges
- Fine Screens
- **Membrane Bio-Reactor (MBR) System (This Action)**
- Rotary Drum Thickeners

In May 2017, the IEUA Board of Directors approved the consulting engineering services contract amendment for the RP-5 Expansion final design to Parsons Water & Infrastructure Inc. (Parsons). In June 2017, the project design team began work on the project and completed the 30% design submittal in January 2018. With the completion of the 30% design, the project team had an appropriate level of information to begin assembling the Request for Proposals (RFP's) for the pre-selection of the major pieces of equipment.

Pre-selection of equipment includes the following responsibilities from the involved parties:

Equipment Supplier – The pre-selected Equipment Supplier will provide the materials and services, as described in the RFP, at a guaranteed price through June 30, 2020. The contract for the purchase of the MBR System will be between the General Contractor and Equipment Supplier. After June 30, 2020, the guaranteed price may escalate at a defined rate if the purchase contract is not executed by the Equipment Supplier and General Contractor and the delay is caused by IEUA. The Equipment Supplier will also provide engineering support services throughout design of the project.

General Contractor – The General Contractor will purchase the MBR Equipment from the pre-selected Equipment Supplier, at the proposed/pre-negotiated price, and install the MBR System. In addition to installation and overall testing, the General Contractor will be responsible for purchasing, arranging delivery of, unloading, storing, protecting the MBR Equipment, coordination among involved parties during construction including commissioning and startup, safety, and making submittals to IEUA for review and approval. After completion of design, IEUA will be contracting with a General Contractor through a formal bidding process with award scheduled for December 2019.

IEUA – IEUA will execute a pre-selection agreement with the Equipment Supplier and utilize the Equipment Supplier's MBR system as the basis of design. All relevant information of the Equipment Supplier's MBR system, including the Equipment Supplier's proposal, will be included in the plans and specifications for the General Contractors bid. IEUA will pay the Equipment Supplier a stipend of \$300,000 for engineering services during design.

The scope of supply of the Equipment Supplier's MBR system includes:

- Engineering support during design
- MBR membranes
- Filtrate System including all pumps, piping, and valves
- Air Scour System including blowers, piping, and valves
- Backpulse and Cleaning Systems including all pumps, piping, and valves
- Control Systems
- Optional maintenance service contract ranging from 5 to 20 years

In addition, the RFP has requirements for the minimum Equipment Supplier qualifications, required warranties, and performance guarantees.

On April 3, 2018, IEUA released the RFP for the pre-selection of the MBR System for the RP-5 Liquids Treatment Expansion. On May 29, 2018, IEUA received Equipment Supplier proposals from Evoqua Water Technologies LLC and Suez Water Technologies & Solutions. During the review of the received proposals it was determined that additional information was required to properly compare and evaluate the two systems. On August 14, 2018, IEUA released the Request for Best and Final Proposals for the Preselection of the MBR System to obtain more detailed and consistent information for evaluation. The evaluation team conducted interviews with both Suez and Evoqua on August 28, 2018 and August 29, 2018, respectively. Following receipt of the Best and Final proposals IEUA had discussions with both suppliers to clarify and rectify proposal items. An evaluation team reviewed the proposals and interviews and evaluated/scored them based upon the following criteria:

- Total Capital Cost
- 20-Year Life Cycle Cost
- System Configuration and Operations
- Experience and References
- Product Support
- Exceptions to the RFP

The evaluation team determined that Suez provided the apparent best value MBR system to IEUA based upon the system configuration and operations, experience and references, and product support. The major reasons for this selection included:

1. Proven experience at similar capacities and sizes as the RP-5 Expansion. This includes multiple wastewater treatment plant MBR systems in California: Riverside (26 MGD), Visalia (18 MGD), Irvine Ranch Water District (10.9 MGD), Redlands (7.2 MGD), and Fresno (5 MGD).
2. The project approach, operational procedures, warranties, performance guarantees, and service contracts are fully developed and documented including procedures in how to implement them. This was also further supported during the interview as Suez technical leads discussed how these have been utilized in past projects.
3. The reinforced design of the membrane strand and the ability to back pulse provides a durable system that has proven long membrane life. The City of Redlands is operating on membranes originally installed in 2004.

4. Owners of Suez' MBR Systems were very satisfied with the operational support provided after construction and described the relationship as a partnership aimed at maintaining optimum performance of the system.

After the determination, Staff entered negotiations with Suez to finalize terms of the preselection agreement and consider value engineering alternatives which improved the project costs and long term operational and maintenance cost.

A more detailed project schedule for the MBR system is provided below:

<b>MBR System Milestone</b>	<b>Date</b>
IEUA Board of Directors Pre-Selection Award	November 2018
RP-5 Expansion Design Completion	June 2019
RP-5 Expansion General Contractor Bid Award	December 2019
Phase I MBR System Startup	July 2022
Solids System Startup	December 2022
RP-5 Expansion Construction Completion	December 2024

**Fiscal Impact:**

The guaranteed MBR system price is \$9,720,000 and will be part of the contract with the successful General Contractor scheduled to be selected in December 2019. This price is well below the Engineer's estimate for the MBR system material cost of \$12,200,000 and is due to an extremely competitive bidding environment. An initial contract with the Equipment Supplier, for \$300,000, will be required for engineering services during design to ensure that the equipment is properly incorporated into the project documents. The guaranteed MBR system cost and the engineering services during design are within and part of the budget for the RP-5 Liquids Treatment Expansion, Project No. EN19001, of \$160,000,000.

# **Attachment 2**

# RP-5 Liquids Treatment Expansion Project Pre-selection of the Membrane Bio-Reactor System

Project No. EN19001



Shaun J. Stone, P.E.  
November 2018

# Membrane Bio-Reactor Request for Proposal Background

## Preliminary Design Report (PDR) Outlined Process for Pre-Selection of Major Equipment


### Pre-Selection of Membrane Bio-Reactor System includes:

- Engineering Services During Design
- Price Guarantee to General Contractor for Materials and Services During Construction
- Warranties and Future Price Guarantees for Membranes
- Optional Maintenance Service Contracts



*City of Modesto MBR System*

# Membrane Bio-Reactor Location



RP-5 Membrane Bio-Reactor



# Equipment Supplier Selection

- Original Request for Proposals issued on April 3, 2018
- Two Proposals Received on May 29, 2018

Proposals Received
Suez
Evoqua

- Site Visits of City of Modesto (Evoqua) and City of Riverside (Suez) conducted in June 2018
- Request for Best and Final Proposals was issued on August 14, 2018
- Interviews were Conducted with Both Manufacturers
- Best and Final Proposals received on September 17, 2018
- Staff initiated negotiations with Suez



# Equipment Supplier Selection Continued

- Selection Criteria
  - Capital Cost and Life Cycle Cost
  - Experience and Qualifications
  - Operations, Maintenance, and Support Services
- Evaluation and Selection Committee
  - Nearly all IEUA Departments
  - Cities of Chino, Chino Hills, and Ontario were invited to participate in the evaluation
- Suez selected for the RP-5 Liquids Treatment Project:
  - Demonstrated experience at similar capacities and sizes
  - Extensive experience was demonstrated in their project approach and performance guarantees
  - Improved local support capabilities



*Visalia Water Recycling Facility  
Suez Membrane Bio-Reactor System*

# Suez Southern California Experience (Wastewater Treatment MBR > 5 MGD)

**Fresno**  
**(5 MGD, 2016)**

**Redlands**  
**(7.2 MGD, 2004)**

**Irvine**  
**(10.9 MGD, 2013)**



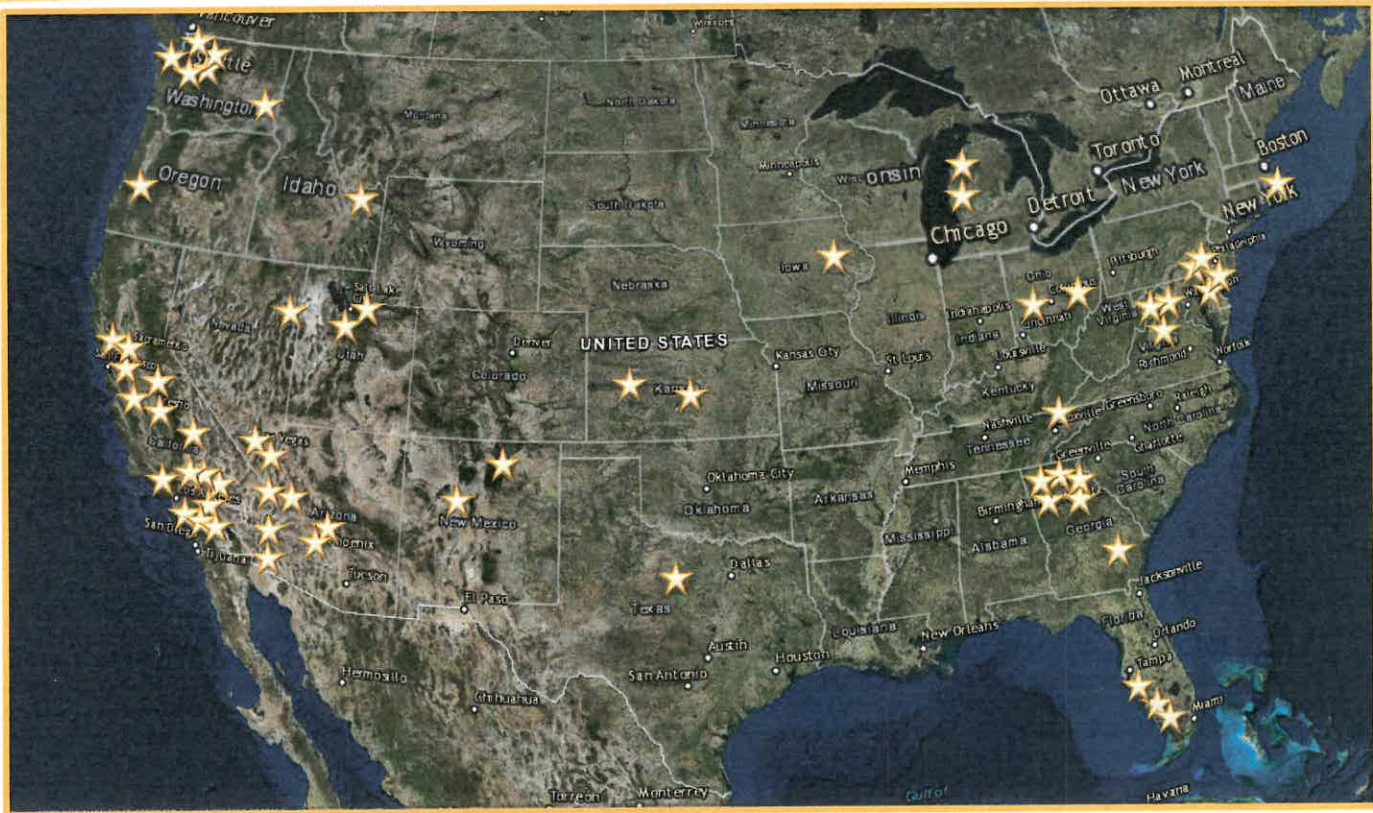
**Visalia**  
**(18 MGD, 2016)**

**Riverside**  
**(26 MGD, 2016)**

**Temecula**  
**(5 MGD, 2019)**

# Suez Experience (Wastewater Treatment MBR > 1 MGD)

**64 Municipal MBR  
WWTP Installs in US  
1 MGD to 31 MGD  
230+ Installs Total**





**430+ Municipal MBR  
WWTP Installs  
Worldwide  
0.1 MGD to 141 MGD**

# Historic MBR System Costs



# RP-5 Expansion Project Budget & Schedule

Description	Estimated Cost
<b>Design Services</b>	<b>\$26,063,680</b>
Consultant Design Contract	\$17,993,680
Other Design Services (3%)	\$8,070,000
MBR Support During Design	\$300,000 
<b>Construction Services</b>	<b>\$24,210,000</b>
Engineering Services During Construction (3%)	\$8,070,000
Other Construction Services (6%)	\$16,140,000
<b>Construction</b>	<b>\$269,000,000</b>
Construction (estimate)	\$245,000,000
MBR Materials Cost	\$9,720,000 
Contingency (~10%)	\$24,000,000
<b>Total Project Cost:</b>	<b>\$319,273,680</b>
<b>Total Project Budget:</b>	<b>\$325,000,000</b>
<b>Remaining Budget:</b>	<b>\$5,726,320</b>

Project Milestone	Date
<b>Design</b>	
 Consultant Design Contract Award	May 2017
 30% Design Completion	December 2017
 50% Design Completion	July 2018
90% Design Completion	December 2018
Final Design Completion	June 2019
<b>Construction</b>	
Construction Bid Phase	July 2019
Construction Contract Award	December 2019
Phase I MBR System Startup	July 2022
Solids System Startup	December 2022
Construction Completion	December 2024

# Recommendation

- Award a pre-selection agreement for the Membrane Bio-Reactor System for the RP-5 Liquids Treatment Expansion, Project No. EN19001, to Suez with a \$300,000 stipend for engineering services through design and a guaranteed price to be included in a future successful General Contractor's bid; and
- Authorize the General Manager to execute the pre-selection agreement, subject to non-substantive changes.

The RP-5 Liquids Treatment Expansion Project is consistent with **IEUA's Business Goal of Wastewater Management** specifically the Water Quality objective that IEUA will ensure that systems are planned, constructed, and managed to protect public health, the environment, and meet anticipated regulatory requirements.

**ACTION  
ITEM**

**4B**



**Date:** November 21, 2018

HHR

**To:** The Honorable Board of Directors

**From:** Halla Razak, General Manager

**Committee:** Engineering, Operations & Water Resources

11/14/18

Finance & Administration

11/14/18

**Executive Contact:** Shaun Stone, Acting Executive Manager of Engineering/AGM

**Subject:** RP-1 1158 Recycled Water Pump Station Upgrades Construction Contract Award

---

**Executive Summary:**

The 2015 Recycled Water Program Strategy concluded that the Regional Water Recycling Plant No. 1 (RP-1) 1158 Zone pumps are inadequate to meet the future recycled water demands in the northern service area. In 2016, IEUA retained the engineering services of Stantec to perform a feasibility study to define the existing 1158 Zone pump system limitations and provide recommendations for improvement. The results of the study indicated that the existing system is undersized and needs to be upgraded and expanded.

On October 16, 2018, IEUA received five construction bids from pre-qualified contractors. Stanek Constructors, Inc., was the lowest responsive, responsible bidder with a bid price of \$4,430,000. The construction contract award was unanimously recommended for approval by the Regional Technical and Policy Committees.

For continuity, staff requests the existing contract with Stantec be amended by \$356,000 to include engineering services during construction, increasing the contract from \$552,498 to \$908,498. Additionally, this project is funded by a Clean Water State Revolving Fund grant and loan.

---

**Staff's Recommendation:**

1. Award a construction contract for the RP-1 1158 Recycled Water Pump Station Upgrades, Project No. EN14042, to Stanek Constructors, Inc., in the amount of \$4,430,000;
2. Approve a contract amendment to Stantec Consulting Services Inc., for engineering services during construction for the not-to-exceed amount of \$356,000; and
3. Authorize the General Manager to execute the contract and contract amendment, subject to non-substantive changes.

---

**Budget Impact** *Budgeted (Y/N): Y* *Amendment (Y/N): N* *Amount for Requested Approval:*

*Account/Project Name:*

EN14042/RP-1 1158 Recycled Water Pump Station Upgrades

*Fiscal Impact (explain if not budgeted):*

None.



---

**Prior Board Action:**

On January 17, 2018, the Board of Directors amended the original contract with Stantec Consulting Services to the not-to-exceed amount of \$534,518.

On May 17, 2017, the Board of Directors awarded a consultant engineering services contract for the RP-1 1158 Recycled Water Pump Station Upgrades, Project No. EN14042, to Stantec Consulting Services for the not-to-exceed amount of \$428,000.

---

**Environmental Determination:**

Categorical Exemption

CEQA identifies certain categories of projects as exempt from more detailed environmental review because these categories have been deemed to have no potential for significant impact on the environment. This project qualifies for a Categorical Exemption Class 1 as defined in Section 15301(b) of the State CEQA Guidelines.

---

**Business Goal:**

The RP-1 1158 Recycled Water Pump Station Upgrades Project is consistent with IEUA's Business Goal of Wastewater Management, specifically the Asset Management objective that IEUA will ensure the treatment facilities are well maintained, upgraded to meet evolving requirements, sustainably managed, and can accommodate changes in regional water use.

---

**Attachments:**

- Attachment 1 - PowerPoint
- Attachment 2 - Construction Contract
- Attachment 3 - Consultant Amendment

# **Attachment 1**

# RP-1 1158 Recycled Water Pump Station Upgrades Construction Contract Award

Project No. EN14042



# Project Location



# The Project

- Feasibility Study
  - Indicated pump system limitations and required upgrades
  - Inadequate pump capacity to meet future recycled water demand
- Scope includes:
  - Replace existing 400 HP pumps with 700 HP pumps
  - Perform upgrades to the electrical system
  - Provide surge protection upgrades
  - Perform coating repairs to the existing wet well structure



Existing 2,500 Gallon Surge Tank



RP-1 Recycled Water Pump Station

# Contractor Selection

- IEUA staff advertised the invitation for bid on September 6, 2018, to seven pre-qualified contractors
- On October 16, 2018, five bids were received:

Bidder's Name	Final Bid Amount
Stanek Constructors, Inc.	\$4,430,000
JF Shea Construction, Inc.	\$4,852,600
Olsson Construction, Inc.	\$4,926,372
W.A. Rasic Construction Company, Inc.	\$5,375,000
Kiewit Infrastructure West Co.	\$5,585,500
<b>Engineer's Estimate</b>	<b>\$7,000,000</b>

# Project Budget and Schedule

Description	Estimated Cost
<b>Design Services</b>	<b>\$849,634</b>
Design Contracts	\$627,348
IEUA Design Services (actuals)	\$222,286
<b>Construction Services</b>	<b>\$706,000</b>
Engineering Services During Construction (~8%)(this action)	\$356,000
IEUA Construction Services (~8%)	\$350,000
<b>Construction</b>	<b>\$4,873,000</b>
Construction Contract (this action)	\$4,430,000
Contingency (10%)	\$443,000
<b>Total Project Cost</b>	<b>\$6,428,634</b>
<b>Grant Funding (Principal Forgiveness)</b>	<b>\$2,500,000</b>
<b>Total Project Budget</b>	<b>\$7,900,000</b>

Project Milestone	Date
<b>Construction</b>	
Construction Contract Award	November 2018
Construction Completion	January 2020

# Recommendation

- Award a construction contract for the RP-1 1158 Recycled Water Pump Station Upgrades, Project No. EN14042, to Stanek Constructors, Inc., in the amount of \$4,430,000;
- Approve a contract amendment to Stantec Consulting Services Inc., for engineering services during construction for the not-to-exceed amount of \$356,000; and
- Authorize the General Manager to execute the contract and contract amendment subject to non-substantive changes.

The RP-1 1158 Recycled Water Pump Station Upgrades Project is consistent with *IEUA's Business Goal of Wastewater Management*, specifically the Asset Management objective that IEUA will ensure the treatment facilities are well maintained, upgraded to meet evolving requirements, sustainably managed, and can accommodate changes in regional water use.



# **Attachment 2**

**1.0 CONTRACT**

THIS CONTRACT, made and entered into this 21 day of November, 2018, by and between Stanek Constructors, Inc., hereinafter referred to as "Contractor," and The Inland Empire Utilities Agency, a Municipal Water District, located in San Bernardino County, California, hereinafter referred to as "Agency".

**WITNESSETH:**

That for and in consideration of the promises and agreements hereinafter made and exchanged, the Agency and the Contractor agree as follows:

1. Contractor agrees to perform and complete in a workmanlike manner, all work required under the bidding schedule of said Agency's specifications entitled SPECIFICATIONS FOR RP-1 1158 Zone Recycled Water Pump Station Upgrades Project EN 14042, in accordance with the specifications and drawings, and to furnish at their own expense, all labor, materials, equipment, tools, and services necessary, except such materials, equipment, and services as may be stipulated in said specifications to be furnished by said Agency, and to do everything required by this Contract and the said specifications and drawings.
2. For furnishing all said labor, materials, equipment, tools, and services, furnishing and removing all plant, temporary structures, tools and equipment, and doing everything required by this Contract and said specifications and drawings; also for all loss and damage arising out of the nature of the work aforesaid, or from the action of the elements, or from any unforeseen difficulties which may arise during the prosecution of the work until its acceptance by said Agency, and for all risks of every description connected with the work; also for all expenses resulting from the suspension or discontinuance of work, except as in the said specifications are expressly stipulated to be borne by said Agency; and for completing the work in accordance with the requirements of said specifications and drawings, said Agency will pay and said Contractor shall receive, in full compensation therefore, the price(s) set forth in this Contract.
3. That the Agency will pay the Contractor progress payments and the final payment, in accordance with the provisions of the contract documents, with warrants drawn on the appropriate fund or funds as required, at the prices bid in the Bidding and Contract Requirements, Section C - Bid Forms and accepted by the Agency, and set forth in this below.

Total Bid Price \$ Four Million, Four-Hundred Thirty Thousand Dollars  
and Zero Cents.

If this is not a lump sum bid and the contract price is dependent upon the quantities constructed, the Agency will pay and said Contractor shall receive, in full compensation

for the work the prices named in the Bidding and Contract Requirements, Section C - Bid Forms.

4. The Agency hereby employs the Contractor to perform the work according to the terms of this Contract for the above-mentioned price(s), and agrees to pay the same at the time, in the manner, and upon the conditions stipulated in the said specifications; and the said parties for themselves, their heirs, executors, administrators, successors, and assigns, do hereby agree to the full performance of the covenants herein contained.
5. The Notice Inviting Bids, Instructions to Bidders, Bid Forms, Information Required of Bidder, Performance Bond, Payment Bond, Contractors License Declaration, Specifications, Drawings, all General Conditions and all Special Conditions, and all addenda issued by the Agency with respect to the foregoing prior to the opening of bids, are hereby incorporated in and made part of this Contract, as if fully set forth.
6. The Contractor agrees to commence work under this Contract on or before the date to be specified in a written "Notice To Proceed" and to complete said work to the satisfaction of the Agency four hundred twenty (420) calendar days after award of the Contract. All work shall be completed before final payment is made.
7. Time is of the essence on this Contract.
8. Contractor agrees that in case the work is not completed before or upon the expiration of the contract time, damage will be sustained by the Agency, and that it is and will be impracticable to determine the actual damage which the Agency will sustain in the event and by reason of such delay, and it is therefore agreed that the Contractor shall pay to the Agency the amount of four thousand (\$4,000) dollars for each day of delay, which shall be the period between the expiration of the contract time and the date of final acceptance by the Agency, as liquidated damages and not as a penalty. It is further agreed that the amount stipulated for liquidated damages per day of delay is a reasonable estimate of the damages that would be sustained by the Agency, and the Contractor agrees to pay such liquidated damages as herein provided. In case the liquidated damages are not paid, the Contractor agrees that the Agency may deduct the amount thereof from any money due or that may become due to the Contractor by progress payments or otherwise under the Contract, or if said amount is not sufficient, recover the total amount.
9. In addition to the liquidated damages, which may be imposed if the Contractor fails to complete the work within the time agreed upon, the Agency may also deduct from any sums due or to become due the Contractor, penalties and fines for violations of applicable local, state, and federal law.
10. That the Contractor will pay, and will require subcontractors to pay, employees on the work a salary or wage at least equal to the prevailing salary or wage established for such work as set forth in the wage determinations and wage standards applicable to this work, contained in or referenced in the contract documents.
11. That, in accordance with Section 1775 of the California Labor Code, Contractor shall

forfeit to the Agency, as a penalty, not more than Fifty (\$50.00) Dollars for each day, or portion thereof, for each worker paid, either by the Contractor or any subcontractor, less than the prevailing rates as determined by the Director of the California Department of Industrial Relations for the work.

12. That, except as provided in Section 1815 of the California Labor Code, in the performance of the work not more than eight (8) hours shall constitute a day's work, and not more than forty (40) hours shall constitute a week's work; that the Contractor shall not require more than eight (8) hours of labor in a day nor more than forty hours of labor in a week from any person employed by the Contractor or any subcontractor; that the Contractor shall conform to Division 2, Part 7, Chapter 1, Article 3 (Section 1810, et seq.) of the California Labor Code; and that the Contractor shall forfeit to the Agency, as a penalty, the sum of Twenty-Five (\$25.00) Dollars for each worker employed in the execution of the work by Contractor or any subcontractor for each day during which any worker is required or permitted to labor more than eight (8) hours in violation of said Article 3.
13. That the Contractor shall carry Workers' Compensation Insurance and require all subcontractors to carry Workers' Compensation Insurance as required by the California Labor Code.
14. That the Contractor shall have furnished, prior to execution of the Contract, two bonds approved by the Agency, one in the amount of one hundred (100) percent of the contract price, to guarantee the faithful performance of the work, and one in the amount of one hundred (100) percent of the contract price to guarantee payment of all claims for labor and materials furnished.
15. The Contractor hereby agrees to protect, defend, indemnify and hold the Agency and its employees, agents, officers, directors, servants and volunteers free and harmless from any and all liability, claims, judgments, costs and demands, including demands arising from injuries or death of persons (including employees of the Agency and the Contractor) and damage to property, arising directly or indirectly out of the obligation herein undertaken or out of the operations conducted by the Contractor, its employees agents, representatives or subcontractors under or in connection with this Contract to the extent permitted by law.

The Contractor further agrees to investigate, handle, respond to, provide defense for and defend any such claims, demands or suit at the sole expense of the Contractor.

IN WITNESS WHEREOF, The Contractor and the General Manager of Inland Empire Utilities Agency\*, thereunto duly authorized, have caused the names of said parties to be affixed hereto, each in duplicate, the day and year first above written.

Inland Empire Utilities Agency,\*  
San Bernardino County, California.

By \_\_\_\_\_  
General Manager

Contractor Stanek Constructors, Inc.

By George Foote   
Title Vice President 10/19/18

\*Municipal Water District

# Stanek Constructors, Inc.

---

651 Corporate Circle  
Telephone (303) 980-8233

◆ Suite 108 ◆


Golden, Colorado 80401  
FAX (303) 980-8145

May 16, 2018


## CORPORATE RESOLUTION

This resolution shall serve as authorization for the following persons to sign any and all documents that are legally binding of the corporation on behalf of Stanek Constructors, Inc. a Colorado corporation.

Luke T. Spalj - CEO  
Robert S. Stanek - President  
Jerry E. Arguello – Secretary/CFO  
George E. Foote – Vice President/Operations Manager  
Josh T. Anthony – Assistant Corporate Secretary  
Lorena R. Mayor – Assistant Corporate Secretary

  
\_\_\_\_\_  
Robert S. Stanek  
President

5/16/18  
\_\_\_\_\_  
Date

  
\_\_\_\_\_  
Jerry E. Arguello  
Secretary

5/16/18  
\_\_\_\_\_  
Date

# **Attachment 3**



**CONTRACT AMENDMENT NUMBER: 4600002313-004  
FOR CONSULTING ENGINEERING SERVICES  
REGIONAL RECLAMATION PLANT NO. 1 (RP-1)  
1158 RECYCLED WATER PUMP STATION UPGRADES  
PROJECT NO. EN14042**

AMENDMENT NUMBER FOUR is made and entered into this \_\_\_ day of \_\_\_\_\_, 2018, by and between the Inland Empire Utilities Agency, a Municipal Water District, organized and existing in the County of San Bernardino under and by virtue of the laws of the State of California (hereinafter referred to as "IEUA" and "Agency") and Stantec Consulting Services, Inc., with offices located in Irvine, California (hereinafter referred to as "Consultant"), for consulting services related to RP-1 1158 Recycled Water Pump Station Upgrades, Project No. EN 14042, and shall revise the Contract as amended:

**SECTION 4, SCOPE OF WORK AND SERVICES, IS HEREBY AMENDED TO ADD THE FOLLOWING:** Consultant shall also provide the additional consulting services outlined in Consultant's October 29, 2018 Proposal, which is referenced herein, attached hereto as **Exhibit A-004**, and incorporated herein by reference. Consultant shall provide such services at the time, place, and in the manner specified in **Exhibit A-004**, subject to the direction of the Agency through its staff.

**SECTION SIX, COMPENSATION, IS HEREBY AMENDED TO ADD THE FOLLOWING:** The total **NOT-TO-EXCEED** amount of the Contract, inclusive of this Amendment No. 4, is **\$908,498.00**, a net increase of **\$356,000.00** as compensation for additional work represented by **Exhibit A-004**, for all services provided throughout the term of this Contract and as authorized by SAP Purchase Requisition 10046565.

**ALL OTHER PROVISIONS OF THIS CONTRACT REMAIN UNCHANGED**

The parties hereto have mutually covenanted and agreed as per the above amendment item, and in doing so have caused this document to become incorporated into the Contract Documents.

**INLAND EMPIRE UTILITIES AGENCY:**  
\*A MUNICIPAL WATER DISTRICT

**STANTEC CONSULTING SERVICES, INC.:**

\_\_\_\_\_  
Halla H. Razak  
General Manager

(Date)

  
\_\_\_\_\_  
Robert Reid  
Principal-In-Charge

10/31/18  
\_\_\_\_\_  
(Date)



# **EXHIBIT A-004**

(Consultant's October 29, 2018 Proposal)



Stantec Consulting Services Inc.  
38 Technology Drive, Irvine CA 92618-5312

29 October 2018

File: 2042518702

**Attention: John Scherck**

Inland Empire Utilities Agency  
6075 Kimball Avenue  
Chino, CA 91708

Dear John,

**Reference: RP-1 1158 Recycled Water Pump Station Upgrades Project, EN 14042 – Proposal for Contract Amendment 4 – Engineering Services During Construction**

Dear John,

As requested, Stantec is providing you with this proposal for engineering support services during the construction of the RP-1 1158 RW Pump Station Upgrades Project, EN14042. The scope of work provided is based on the listed tasks as outlined in the email communication on August 2, 2018.

## Scope

### Task 1- Meetings and Site Visits

#### 1.1 Pre-Construction Meeting

We will attend a pre-construction meeting and will present an overview of project scope, Stantec's role and responsibilities during the course of construction of the project.

#### 1.2 Construction Workshops

We will attend the following workshops to provide assistance to the contractor or contractor's representative as required throughout the estimated 14 months duration of construction for the project to include:

- Overall System
- Mechanical (including surge tank/compressor), Concrete
- Electrical and Instrumentation & Control (including switchgear)
- Coatings and Installation Observations
- Process Control and SCADA (assumed to be conducted by TSI)
- 70% Completion
- Testing, Training, Start-Up and Commissioning

A total of up to ten workshops are anticipated. Each of these workshops are assumed to be approximately 2-hours in duration.

Design with community in mind

Reference: RP-1 1158 Recycled Water Pump Station Upgrades Project, EN 14042 – Proposal for Contract Amendment 4 – Engineering Services During Construction

### 1.3 Weekly Construction Progress Meetings

We will attend weekly construction progress meetings. We assume that the majority of these meetings will be via conference call. However, there will be meetings attended in person as required. For budgetary purposes, we anticipate forty (45) weekly conference calls, with fifteen (13) additional progress meetings attended in person.

### Task 2- Submittal Reviews

We will catalog information, review and process submittals per IEUA standard conditions using CIPO. We anticipate up to 120 submittals and up to 50 resubmittals.

### Task 3 - Respond to Requests for Information (RFIs)

We will respond to Contractor's RFI's using CIPO for all documentation. However, simple items may be discussed via conference call. We assume up to fifty (50) RFI's will require our response.

### Task 4 - Review of Construction Change Order Requests

We will assist with construction change order requests by reviewing the change order requests for validation of the quotes received from the contractor. We assume up to ten (10) such reviews.

### Task 5 - Startup and Testing Assistance

We will provide written start-up protocol and assistance with facilities integration upon construction. Specifically, we will provide:

- Guidance and Review of Contractors step-by-step Shut down tie-in plans
- Guidance and Review of Contractors step-by-step Startup plans

### Task 6 - Preparation of Record Drawings

We will prepare record drawings, or as-built drawings, based on the information provided to us. We assume the following:

- As-built changes will be created in AutoCAD from mark-ups made on the conformed set of plans provided by the Contractor redline as-built markups and IEUA's construction manager's markups
- We assume one (1) review set of record drawings by IEUA before finalizing
- We will submit final record drawings electronically in AutoCAD and PDF format

### Task 7 – Factory Witness Testing

We will send our project engineer of record to witness the pump factory acceptance testing at the manufacturer's testing facility prior to being shipped to the project site. We assume that IEUA will also send a representative for factory witness testing as well. We will witness and document that the factory test shows that the pumps meet the pump specification and intended operation as included with our project specifications.

Reference: RP-1 1158 Recycled Water Pump Station Upgrades Project, EN 14042 – Proposal for Contract Amendment 4 – Engineering Services During Construction

## Task 8- Project Management

We will perform the necessary project management activities such as, regular communications; monthly progress reports submitted with project invoice, scope and budget tracking with effort based on anticipated duration for construction. If applicable, we will assist IEUA with development of an Asset List.

## Exclusions

- Survey and construction staking services are not included in this scope of services
- Full Inspection services

## Budget

To perform the above scope of services, Stantec respectfully requests a budget of \$356,000 to be amended to the current contract. We have attached a breakdown of the proposed labor hours and costs for each task described above.

Regards,

**Stantec Consulting Services Inc.**



---

**Jeff Dunn, PE**  
Senior Project Manager, Civil  
Phone: (949) 923-6974  
Fax: (949) 923-6121  
jeff.dunn@stantec.com



---

**Robert Reid, PE**  
Senior Associate  
Phone: (949) 923-6071  
Fax: (949) 923-6121  
Robert.reid@stantec.com

Attachment: Labor Hours Breakdown by Task

c.

dj v:\2042\active\2042518702\0\_framework\6\_change\_orders\contract\_amendment\_4\_const\_support\et\_amendment\_4\_esdc\_en14042\_1158rwpumpstationupgrades\_rev2.docx

Design with community in mind

**Inland Empire Utilities Agency  
 Contract Amendment No. 4 - 1158 Recycled Water Pump Station Upgrades Project No. EN14042  
 Engineering Services During Construction  
 Proposed Labor Hours and Budget**



	LABOR HOURS								TOTAL STANTEC LABOR HOURS	TOTAL STANTEC LABOR FEES	O&G	V&A	Other Direct Costs	TOTAL FEES
	QA/QC	Project Manager	Civil/Mechanical Project Engineer	Civil/Mechanical Designer/CAD	Electrical Engineer	Controls Engineer	Electrical Designer							
<b>1 Meetings and Site Visits</b>	<b>0</b>	<b>20</b>	<b>146</b>	<b>0</b>	<b>84</b>	<b>60</b>	<b>0</b>	<b>310</b>	<b>\$ 52,632</b>	<b>\$4,000</b>	<b>\$16,300</b>	<b>\$10,596</b>	<b>\$ 83,561</b>	
1.1 Pre-Construction Meeting		4	6		8	8		26	\$ 4,628		\$2,042	\$1,200	\$ 7,870	
1.2 Construction Workshops (10)		8	24		48	24		104	\$ 18,336	\$2,000	\$6,125	\$5,896	\$ 32,357	
1.3 Weekly Construction Progress Meetings (58)		8	116		28	28		180	\$ 29,668	\$2,000	\$8,166	\$3,500	\$ 43,334	
<b>2 Submittal Reviews (170)</b>	<b>4</b>	<b>24</b>	<b>294</b>	<b>40</b>	<b>140</b>	<b>80</b>	<b>80</b>	<b>662</b>	<b>\$ 108,140</b>	<b>\$5,000</b>	<b>\$9,705</b>		<b>\$ 122,845</b>	
<b>3 Respond to RFIs (50)</b>	<b>4</b>	<b>16</b>	<b>80</b>		<b>32</b>	<b>32</b>	<b>40</b>	<b>204</b>	<b>\$ 34,004</b>	<b>\$4,000</b>	<b>\$2,539</b>		<b>\$ 40,543</b>	
<b>4 Review of Construction Change Order Requests (10)</b>	<b>8</b>	<b>24</b>	<b>12</b>		<b>12</b>			<b>56</b>	<b>\$ 11,472</b>				<b>\$ 11,472</b>	
<b>5 Startup and Testing Assistance</b>		<b>12</b>	<b>60</b>		<b>60</b>	<b>80</b>		<b>212</b>	<b>\$ 36,300</b>			<b>\$4,849</b>	<b>\$ 41,149</b>	
<b>6 Preparation of Record Drawings</b>	<b>2</b>	<b>4</b>	<b>12</b>	<b>32</b>	<b>12</b>	<b>12</b>	<b>32</b>	<b>106</b>	<b>\$ 15,386</b>	<b>\$1,000</b>			<b>\$ 17,386</b>	
<b>7 Factory Witness Testing</b>		<b>4</b>	<b>96</b>					<b>100</b>	<b>\$ 15,876</b>			<b>\$2,948</b>	<b>\$ 18,824</b>	
<b>8 Project Management</b>	<b>4</b>	<b>56</b>			<b>36</b>			<b>96</b>	<b>\$ 20,220</b>				<b>\$ 20,220</b>	
<b>Total Base Hours</b>	<b>22</b>	<b>160</b>	<b>700</b>	<b>72</b>	<b>376</b>	<b>264</b>	<b>152</b>	<b>1,746</b>						
<b>Total Base Fees</b>	<b>\$5,478</b>	<b>\$36,000</b>	<b>\$109,200</b>	<b>\$9,720</b>	<b>\$69,184</b>	<b>\$48,560</b>	<b>\$21,888</b>		<b>\$ 285,030</b>	<b>\$14,000</b>	<b>\$28,544</b>	<b>\$18,393</b>	<b>\$ 356,000</b>	

**ACTION  
ITEM**

**4C**



**Date:** November 21, 2018

**To:** The Honorable Board of Directors

**From:** Halla Razak, General Manager

**Committee:** Engineering, Operations & Water Resources

HR

11/14/18

**Executive Contact:** Shaun Stone, Acting Executive Manager of Engineering/AGM

**Subject:** RP-1 Digester 6 and 7 Roof Repairs Construction Contract Award

---

**Executive Summary:**

To maintain the efficiency and reliability of the digestion process at the Regional Water Recycling Plant No. 1 (RP-1), the digesters need to be inspected, cleaned and maintained every seven to ten years to remove solids, debris, and deposits collected in the tank and piping system over years of operation. In June 2017, IEUA retained GHD Inc. (GHD) to provide, inspection, condition assessment, and consulting engineering services for the project. GHD completed the design for Digester 6 in August 2018. The intent of the project is to repair and re-surface Digester 6 interior wall and ceiling; repair, re-surface, and re-insulate the roof; and replace most of the gas and sludge piping and appurtenances.

Project construction (Digester 6) was posted on PlanetBids on September 13, 2018. On October 11, 2018, IEUA received three construction bids from prequalified contractors. W.A. Rasic was the lowest responsive and responsible bidder with the bid price of \$1,788,000.

For continuity, staff requests the existing contract with GHD be amended by \$69,627 to include engineering services during construction, increasing the contract from \$314,169 to \$383,796.

---

**Staff's Recommendation:**

1. Award a construction contract for the RP-1 Digester 6 and 7 Roof Repairs, Project No. EN17042, to W.A. Rasic Construction, Inc., in the amount of \$1,788,000;
2. Approve a consultant contract amendment for the RP-1 Digester 6 and 7 Roof Repairs, Project No. EN17042, to GHD Inc., for a not-to-exceed amount of \$69,627; and
3. Authorize the General Manager to execute the contracts, subject to non-substantive changes.

---

**Budget Impact** *Budgeted* (Y/N): Y *Amendment* (Y/N): N *Amount for Requested Approval:*

*Account/Project Name:*

EN17042/RP-1 Digester 6 and 7 Roof Repairs

*Fiscal Impact (explain if not budgeted):*

None.

**Prior Board Action:**

On May 16, 2018, the Board of Directors approved a contract amendment to GHD for the not-to-exceed amount of \$167,609.

On June 21, 2017, the Board of Directors approved a consultant engineering services contract to GHD for the not-to-exceed amount of \$130,406.

On April 19, 2017, the Board of Directors approved a digester cleaning service contract for Digesters 6 and 7 to Synagro-WWT in the amount of \$1,750,200.

---

**Environmental Determination:**

**Categorical Exemption**

CEQA identifies certain categories of projects as exempt from more detailed environmental review because these categories have been deemed to have no potential for significant impact on the environment. This project qualifies for a Categorical Exemption Class 1 as defined in Section 15301(b) of the State CEQA Guidelines

---

**Business Goal:**

The Digester 6 and 7 Roof Repairs Project is consistent with IEUA's Business Goal of Wastewater Management, specifically the Asset Management and Water Quality objectives that IEUA will ensure that systems are well maintained, upgraded to meet evolving requirements, sustainably managed, and can accommodate changes in regional water use to protect public health, the environment, and meet anticipated regulatory requirements.

---

**Attachments:**

Attachment 1 - PowerPoint

Attachment 2 - Construction Contract

Attachment 3 - Contract Amendment



# **Attachment 1**

# RP-1 Digesters Nos. 6 and 7 Roof Repairs Construction Contract Award Consultant Contract Amendment Project No. EN17042




# Regional Water Recycling Plant No. 1 Project Location




# Project Background/Scope – Digester 6

- **Background:**
  - Digesters originally constructed in 1988
  - Multiple roof cracks
  - Deteriorated condition of roof foam insulation
  - Failure of internal protective coating
  - Aging of mechanical piping system
- **Scope**
  - Design activities completed by GHD Inc. (Consultant):
    - Predesign
    - Condition assessment
    - Gas mixing system performance evaluation
    - Piping CCTV, 3-D Scan
    - Final design
    - Construction admin services
  - Repair, recoat and seal interior wall, ceiling and roof
  - Replace sludge and gas piping, revamp all hatches and manways



Digester #6 Roof Cracks



Digester #6 3-D Model

# Contractor Selection

Three bids were received on October 11, 2018:

## Bids Received

Bidder's Name	Total
W. A. Rasic Construction, Inc.	\$ 1,788,000
Stanek Constructors, Inc.	\$1,983,000
RSH Construction Services	\$3,183,942
<b>Engineer's Estimate</b>	<b>\$ 2,000,000</b>

# Project Budget and Schedule

Description	Estimated Cost
<b>Design Services</b>	<b>\$394,767</b>
Project Development	\$67,000
Design Consultant (GHD)	\$149,300
IEUA Design Services – Digester 6	\$141,000
GHD Contract Amendment	\$37,467
<b>Construction Services</b>	<b>\$387,667</b>
Design Consultant Construction Services (GHD)	\$105,507
GHD Construction Services Amendment	\$32,160
IEUA Construction Services (w/ 3 <sup>rd</sup> party inspection)	\$250,000
<b>Construction</b>	<b>\$4,003,000</b>
Digester 6 Cleaning/Services (Synagro/IEUA)	\$1,265,000
Digester 7 Cleaning/Service (Synagro)	\$700,000
Construction Bid – Digester 6	\$1,788,000
Contingency	\$250,000
<b>Total Project Cost:</b>	<b>\$4,785,434</b>
<b>Total Project Budget:</b>	<b>\$4,868,387</b>

Project Milestone	Date
<b>Digester 6</b>	
Design Completion	August 2018
Construction/Repair Contract Award	November 2018
Consultant Contract Amendment	November 2018
Construction/Repair Completion	August 2019
<b>Digester 7</b>	
Cleaning (Synagro)	September 2019
Inspection/Repair Design	February 2020
Construction/Repair	December 2020

# Recommendation

- Award a construction contract for the RP-1 Digester 6 and 7 Roof Repairs, Project No. EN17042, to W.A. Rasic Construction, Inc., in the amount of \$1,788,000;
- Approve a contract amendment for the RP-1 Digester 6 and 7 Roof Repairs, Project No. EN17042, to GHD Inc., for the not-to-exceed amount of \$69,627; and
- Authorize the General Manager to execute the contracts subject to non-substantive changes.

The RP-1 Digester 6 and 7 Roof Repairs Project is consistent with the *IEUA's Business Goal of Wastewater Management*, specifically the Asset Management and Water Quality objectives that IEUA will ensure that systems are well maintained, upgraded to meet evolving requirements, sustainably managed, and can accommodate changes in regional water use to protect public health, the environment, and meet anticipated regulatory requirements.

# **Attachment 2**



## SECTION D - CONTRACT AND RELEVANT DOCUMENTS

### **1.0 CONTRACT**

THIS CONTRACT, made and entered into this \_\_\_\_ day of \_\_\_\_\_, 20 \_\_, by and between W.A. Rasic Construction Company, Inc., hereinafter referred to as "Contractor," and The Inland Empire Utilities Agency, a Municipal Water District, located in San Bernardino County, California, hereinafter referred to as "Agency".

#### **WITNESSETH:**

That for and in consideration of the promises and agreements hereinafter made and exchanged, the Agency and the Contractor agree as follows:

1. Contractor agrees to perform and complete in a workmanlike manner, all work required under the bidding schedule of said Agency's specifications entitled SPECIFICATIONS FOR THE CONSTRUCTION OF THE REGIONAL PLANT NO. 1 (RP-1) DIGESTERS 6 AND 7 ROOF REPAIRS, in accordance with the specifications and drawings, and to furnish at their own expense, all labor, materials, equipment, tools, and services necessary, except such materials, equipment, and services as may be stipulated in said specifications to be furnished by said Agency, and to do everything required by this Contract and the said specifications and drawings.
2. For furnishing all said labor, materials, equipment, tools, and services, furnishing and removing all plant, temporary structures, tools and equipment, and doing everything required by this Contract and said specifications and drawings; also for all loss and damage arising out of the nature of the work aforesaid, or from the action of the elements, or from any unforeseen difficulties which may arise during the prosecution of the work until its acceptance by said Agency, and for all risks of every description connected with the work; also for all expenses resulting from the suspension or discontinuance of work, except as in the said specifications are expressly stipulated to be borne by said Agency; and for completing the work in accordance with the requirements of said specifications and drawings, said Agency will pay and said Contractor shall receive, in full compensation therefore, the price(s) set forth in this Contract.
3. That the Agency will pay the Contractor progress payments and the final payment, in accordance with the provisions of the contract documents, with warrants drawn on the appropriate fund or funds as required, at the prices bid in the Bidding and Contract Requirements, Section C - Bid Forms and accepted by the Agency, and set forth in this below.

Total Bid Price \$1,788,000 – One Million Seven Hundred Eighty-Eight Thousand Dollars and Zero Cents.

If this is not a lump sum bid and the contract price is dependent upon the quantities constructed, the Agency will pay and said Contractor shall receive, in full compensation

for the work the prices named in the Bidding and Contract Requirements, Section C - Bid Forms.

4. The Agency hereby employs the Contractor to perform the work according to the terms of this Contract for the above-mentioned price(s), and agrees to pay the same at the time, in the manner, and upon the conditions stipulated in the said specifications; and the said parties for themselves, their heirs, executors, administrators, successors, and assigns, do hereby agree to the full performance of the covenants herein contained.
5. The Notice Inviting Bids, Instructions to Bidders, Bid Forms, Information Required of Bidder, Performance Bond, Payment Bond, Contractors License Declaration, Specifications, Drawings, all General Conditions and all Special Conditions, and all addenda issued by the Agency with respect to the foregoing prior to the opening of bids, are hereby incorporated in and made part of this Contract, as if fully set forth.
6. The Contractor agrees to commence work under this Contract on or before the date to be specified in a written "Notice To Proceed" and to complete said work to the satisfaction of the Agency one hundred and eighty (180) calendar days after award of the Contract. All work shall be completed before final payment is made.
7. Time is of the essence on this Contract.
8. Contractor agrees that in case the work is not completed before or upon the expiration of the contract time, damage will be sustained by the Agency, and that it is and will be impracticable to determine the actual damage which the Agency will sustain in the event and by reason of such delay, and it is therefore agreed that the Contractor shall pay to the Agency the amount of four thousand (\$4,000) dollars for each day of delay, which shall be the period between the expiration of the contract time and the date of final acceptance by the Agency, as liquidated damages and not as a penalty. It is further agreed that the amount stipulated for liquidated damages per day of delay is a reasonable estimate of the damages that would be sustained by the Agency, and the Contractor agrees to pay such liquidated damages as herein provided. In case the liquidated damages are not paid, the Contractor agrees that the Agency may deduct the amount thereof from any money due or that may become due to the Contractor by progress payments or otherwise under the Contract, or if said amount is not sufficient, recover the total amount.

In addition to the liquidated damages, which may be imposed if the Contractor fails to complete the work within the time agreed upon, the Agency may also deduct from any sums due or to become due the Contractor, liquidated damages in accordance with the Bidding and Contract Requirements, Section B - Instruction to Bidders, Part 5.0 "Liquidated Damages", for any violation of the General Conditions, Section D - Contractor's Responsibilities, Part 8, "Law and Regulations"; Bidding and Contract Requirements Contract Section D -Contract and Relevant Documents, Part 1.0, Paragraphs 9 through 11; General Conditions , Section D - Contractor's Responsibilities, Part 4.0, "Labor, Materials and Equipment"; General Conditions Section D - Contractor's Responsibilities, Part 12.0, "Safety and Protection" or General Conditions Section H - Legal Responsibilities, Part 8.0, "Disturbance of the Peace".

9. That the Contractor will pay, and will require subcontractors to pay, employees on the work a salary or wage at least equal to the prevailing salary or wage established for such work as set forth in the wage determinations and wage standards applicable to this work, contained in or referenced in the contract documents.
10. That, in accordance with Section 1775 of the California Labor Code, Contractor shall forfeit to the Agency, as a penalty, not more than Fifty (\$50.00) Dollars for each day, or portion thereof, for each worker paid, either by the Contractor or any subcontractor, less than the prevailing rates as determined by the Director of the California Department of Industrial Relations for the work.
11. That, except as provided in Section 1815 of the California Labor Code, in the performance of the work not more than eight (8) hours shall constitute a day's work, and not more than forty (40) hours shall constitute a week's work; that the Contractor shall not require more than eight (8) hours of labor in a day nor more than forty hours of labor in a week from any person employed by the Contractor or any subcontractor; that the Contractor shall conform to Division 2, Part 7, Chapter 1, Article 3 (Section 1810, et seq.) of the California Labor Code; and that the Contractor shall forfeit to the Agency, as a penalty, the sum of Twenty-Five (\$25.00) Dollars for each worker employed in the execution of the work by Contractor or any subcontractor for each day during which any worker is required or permitted to labor more than eight (8) hours in violation of said Article 3.
12. That the Contractor shall carry Workers' Compensation Insurance and require all subcontractors to carry Workers' Compensation Insurance as required by the California Labor Code.
13. That the Contractor shall have furnished, prior to execution of the Contract, two bonds approved by the Agency, one in the amount of one hundred (100) percent of the contract price, to guarantee the faithful performance of the work, and one in the amount of one hundred (100) percent of the contract price to guarantee payment of all claims for labor and materials furnished.
14. The Contractor hereby agrees to protect, defend, indemnify and hold the Agency and its employees, agents, officers, directors, servants and volunteers free and harmless from any and all liability, claims, judgments, costs and demands, including demands arising from injuries or death of persons (including employees of the Agency and the Contractor) and damage to property, arising directly or indirectly out of the obligation herein undertaken or out of the operations conducted by the Contractor, its employees agents, representatives or subcontractors under or in connection with this Contract.


The Contractor further agrees to investigate, handle, respond to, provide defense for and defend any such claims, demands or suit at the sole expense of the Contractor.

IN WITNESS WHEREOF, The Contractor and the General Manager of Inland Empire Utilities Agency\*, thereunto duly authorized, have caused the names of said parties to be affixed hereto, each in duplicate, the day and year first above written.

Inland Empire Utilities Agency,\*  
San Bernardino County, California.

By \_\_\_\_\_  
General Manager

Contractor

  
By \_\_\_\_\_  
Title Peter L. Rasic, President

*RF 2018-69 18 TC 13*  
*31 OCT 2018*

\*Municipal Water District

# **Attachment 3**



**CONTRACT AMENDMENT NUMBER: 4600002328-003**  
**FOR**  
**FOR CONSULTING ENGINEERING SERVICES**  
**DIGESTER 6 & 7 ROOF REPAIRS AT REGIONAL PLANT NO. 1 (RP-1)**  
**PROJECT NO. EN17042**

THIS CONTRACT AMENDMENT Three is made and entered into this \_\_\_ day of \_\_\_\_\_, 2018, by and between the Inland Empire Utilities Agency, a Municipal Water District, organized and existing in the County of San Bernardino under and by virtue of the laws of the State of California (hereinafter referred to interchangeably as "IEUA" and "Agency") and GHD Inc., with offices located in Irvine, California (hereinafter referred to as "Consultant"), for professional engineering consulting services for the RP-1 Digester 6 & 7 Roof Repairs, Project No. EN17042, and shall revise the Contract as herein amended:

**SECTION FOUR, SCOPE OF WORK AND SERVICES, IS REVISED TO ADD:** Additional Consultant services and responsibilities shall include and be in accordance with Consultant's Proposal, dated October 3, 2018, **Exhibit A**, which is attached hereto, referenced herein, and made a part hereof.

**SECTION SIX, PAYMENT, INVOICING AND COMPENSATION, ADDS THE FOLLOWING PARAGRAPH:**

H. As Compensation for the additional work performed as represented by Contract Amendment-003, Agency shall pay Consultant a ***not-to-exceed maximum of \$383,796.15*** as established in accordance with Exhibit A, for all additional work satisfactorily provided.

**Note: This represents an increase to the Contract of 69,627.40.**

**All Other Provisions Of This Contract Remain Unchanged.**

The parties hereto have mutually covenanted and agreed as per the above amendment item, and in doing so have caused this document to become incorporated into the Contract Documents.

**INLAND EMPIRE UTILITIES AGENCY:**  
**\*A MUNICIPAL WATER DISTRICT**

**GHD INC.:**

\_\_\_\_\_  
Halla H. Razak  
General Manager

\_\_\_\_\_  
(Date)  
Principal

  
\_\_\_\_\_  
Paul Hermann

  
\_\_\_\_\_  
(Date)

# **Exhibit A**



October 03, 2018

IEUA Reference No. EN17042  
GHD Reference No. 11136888

sent via email

Jamal Zughbi, P.E.  
Senior Engineer/Project Manager  
Inland Empire Utility Agency  
6075 Kimball Avenue, Bldg. "B"  
Chino, California, US  
91708

To Mr. Zughbi:

**Re: Request for Amendment to Contract No. 3 – Contract No. 46-2328 PO No. 45-28238 rev  
Digester 6 and 7 Roof Repairs at Regional Plant No. 1**

This request is to amend the subject Contract made between the Inland Empire Utility Agency (IEUA) and GHD Inc. (GHD) that became effective the 21<sup>st</sup> day of June 2017, amended on the 18<sup>th</sup> day of January 2018, and amended on the 11<sup>th</sup> day of May. The subject of this request pertains to approval for compensation based on work completed on the detailed design associated with Digester 6 and extended construction period identified during contractor bidding.

#### **Scope of Work Amendment Summary**

This revised fee estimate incorporates an updated understanding of engineering services required to complete the detailed design associated with Digester 6.

#### **Detailed Design Service (Digester #6)**

New design components identified during detailed design phase, including:

1. Electrical, Instrumentation, and Communication Detailed Design
  - a. Added electrical design drawing sheets and specifications
2. Supplemental Mechanical Detailed Design
  - a. Upsized gas withdrawal line, including incorporation of additional flame arrestor by pass, and review of purging and isolation plans
  - b. Added detailed design for recycled water line, including additional site inspections, drawings and specifications.
  - c. Added specifications and callout for additional valves including actuated TSL control valves
3. Construction Administration Services (Digester #6)





- a. In response to increased construction period by 60 days, GHD identify the following upcoming provisions as part of the basis for the original scoping: weekly construction progress meetings and site inspections.

## Scope of Work Amendment Description

### 1. Electrical, Instrumentation, and Communication Detailed Design

During the course of detailed design activity for Digester 6, electrical and instrumentation and control engineering was required for incorporating the following:

- New flow meter on the gas mixing header
- Replacing actuated control valves on the sludge feed line
- Coordinating power and communication line routing

This task includes generating and responding to 90% and 100% design submittals and the following deliverables:

- Drawing sheets including
  - o D5 Demolition
  - o E1 Roof Level Electrical Plan
  - o E21 Conduit and Wire Fill Schedule I (Reference Sheet)
  - o E22 Conduit and Wire Fill Schedule II (Reference Sheet)
- Specifications, including:
  - o 40 05 66 Valve Actuator
  - o 40 71 23 Thermal Mass Flow Meters
  - o 40 91 10 Instrumentation and Controls General Requirements
  - o 40 91 23 Process Instrumentation

### 2. Supplemental Mechanical Detailed Design

#### Upsized Gas Withdrawal Line and Line Isolation

Includes additional review of existing flow meter calibration and accuracy span, line size calculation checks, drafting and drawing updates, added scope of work items associated with third-party flame arrestor by-pass design per email May 30, and review of purging and isolation plans received after 90% design meeting held July 19 and emailed to GHD July 24.

#### Recycled Water Line

Includes incorporation of recycled water line pipe and hose assemblies on the digester tank outside and top per email request dated April 16, 2018. As part of this task, GHD reviewed the requested replacement program (PowerPoint), convened onsite review/recognition on June 5, 2018, and subsequently appended design drawings and specifications.



### Additional Mechanical Design

During the course of detailed design, several additional valves were requested to be considered per email June 14, 2018 and June 27, 2018. These include some of the transfer pump valves and others previously not indicated to GHD.

### Added Design Deliverable and Review Step

During the course of detailed design, GHD facilitated an additional review and response milestone associated with a 95% detailed design level. Previously the scope of work included the following milestones only.

- 50% interim review on June 20, 2018
- 90% design submitted July 5, 2018
- 90% design review meeting on July 19, 2018

### Construction Administration Services (Digester #6)

#### Increased Construction Period by 60 days

As part of this task, GHD has considered the proportion of requisite construction and contract administration activity associated with an increase of 60 calendar days on the construction contract duration.

### **Schedule**

The Schedule is proposed to be amended as follows. Note that we essentially utilized three (3) weeks for contractor pre-qualification activity; which we could makeup since the current schedule accounts for leak detection

Estimated Completion Date	Action/Milestone
4/4/2017	RFP Release
4/11/2017	Pre-Proposal Briefing - Job Walk
5/2/2017	Proposal Due Date
6/21/2017	Consultant Contract Award
6/28/2017	Project Kick Off Meeting
08/10/2017	Digester 6 Leak Investigation and Measurement
07/28/2017	Digester 1 Valves Replacement
08/21/2017	Digester 1 Start-up (IEUA Staff)
11/03/2017	Digester 6 Shutdown for Cleaning (IEUA)
01/10/2018	Digester 6 Valve Replacement Completion (by others)
01/22/2018	Digester 6 Cleaning Completion (by others)



Estimated Completion Date	Action/Milestone
02/06/2018	Digester 6 Scaffolding Installation (by others)
03/21/2018	Digester 6 Pre-Design Report
04/04/2018	IEUA Review Period Completion (Dig 6 pre-design)
04/04/2018	Pre Design Workshop (Digester 6)
04/04/2018	Digester 6 Detailed Design Proposal Update from GHD
05/16/2018	Digester 6 Board Approval to Proceed
06/27/2018	90% Digester 6 Detailed Design
07/11/2018	IEUA review period (Dig 6 90% design)
08/07/2018	Digester 6 - 100% Issued for Tender set (Extended 1 week on 90% Design Workshop dated July 19)
08/07/2018	Digester 6 Contractor Prequalification Issued (Planet Bids)
08/21/2018	Digester 6 Contractor Prequalification Packages Received (IEUA)
09/11/2018	Digester 6 Contractor Prequalification Decision by IEUA Board
09/13/2018	Digester 6 Construction Bid Advertised (Plant Bids)
09/20/2018	Digester 6 Contractor Pre-Bid Job Walk
10/02/2018	Digester 6 Contractor Questions Due
10/11/2018	Digester 6 Construction Bid Opening
10/17/2018	Digester 6 Construction Contract Award by the Board
11/14/2018	Digester 6 Contractor start/mobilization. 10 days for contract/bonds/COI/preconstruction + 10 days from Notice to Proceed.
12/05/2018	Digester 6 All shop drawings due.
07/06/2019	Digester 6 Completion of Work (240 calendar days from Notice of Award) (start-up by IEUA staff)
<del>06/07/2019</del>	<del>Digester 7 Leak Investigation and Measurement</del>
08/12/2019	Digester 7 Shutdown for Cleaning (IEUA)
09/23/2019	Digester 7 Cleaning Completion (by others)
10/26/2019	Digester 7 Valve Replacements Completion (by others)
10/13/2019	Digester 7 Scaffolding Installation (by others)
10/20/2019	Digester 7 Condition Assessment Completion
11/18/2019	Digester 7 Pre Design Report (Reviewed and Approved)
02/31/2020	Digester 7 Detailed Design (Board Approval, Detailed Design, Issued for Tender)
04/13/2020	Digester 7 Public Tender and Contract Award
10/11/2020	Digester 7 Construction Completion (start-up by IEUA staff)

### Updated Fee Estimate

The Contract Price in Section 4 of the aforementioned Contract is modified as follows:



Item Description	Contr. Value As At May 11, 2018	Requested Amendment Contr. Value	Total Contr. Value with Amendments
Pre Design Services (Dig #6)	\$71,092.50	\$0.00	\$71,092.50
Detailed Design Services (Dig #6)	\$62,102.40	\$37,467.40	\$99,569.80
Construction Administration Services (Dig #6)	\$95,669.20	\$32,160.00	\$127,829.20
Post Construction Services (Dig #6)	\$9,837.60	\$0.00	\$9,837.60
Pre Design Services (Dig #7)	\$59,313.40	\$0.00	\$59,313.40
Detailed Design Services (Dig #7)	—	\$0.00	—
Construction Administration Services (Dig #7)	—	\$0.00	—
Post Construction Services (Dig #7)	—	\$0.00	—
Work Plan Amendment 1 (3D Scanning)	\$16,153.65	\$0.00	\$16,153.65
	<hr/>		
	\$314,168.75	\$69,627.40	\$383,796.15

### Closing

It is noted that GHD will commence with the work of this Change Order immediately upon approval to proceed.

Should you have any questions or require additional information, please do not hesitate to contact the undersigned.

Yours truly,

GHD

Kyle Muffels

Encl.



**Table 2: Fee Estimate Breakdown**

cc: Steven Cano, IEUA  
Crystal Eleby, IEUA  
Casey Raines, GHD  
Frederick Tack, GHD  
Jamal Awad, GHD

**INFORMATION  
ITEM**

**5A**

# Career Management Program: Taking Charge



# Program Philosophy

- Managing your career is an on-going process of self-discovery and planning
- It will mean different things to different people
- Can be about advancement, a series of new assignments, or greater competence in one's current job





# Program Elements



- Foster awareness and respect for diverse cultures
- Empower employees with options and opportunities
- Pursue multiple goals and on-the-job development assignments
- Introduce group mentoring

# Ongoing Benefits

- Opportunity to be exposed to different parts of the organization and have discussions with senior leadership
- Also an opportunity to learn more about the Agency so that employees can make informed choices about their career goals



# Application Process



Applications were sent out on October 15<sup>th</sup>



Received 50 responses



Advisory Committee formed to put participants in diverse learning groups



Initial training will take place with participants, managers and learning leaders at the end of November



First group meeting will be in December

# Future Programs

- First group session will be led by our consultant, with Human Resources leading program in the future
- An important component of this program is teaching managers how to mentor their staff and keep employees' interests in mind
- Shifts the Agency culture to one of employee empowerment



INFORMATION  
ITEM

**5B**



---

**Date:** November 21, 2018

**To:** The Honorable Board of Directors

4HR  
**From:** Halla Razak, General Manager

**Committee:**

**Executive Contact:** Halla Razak, General Manager

**Subject:** Agency Dashboard

---

**Executive Summary:**

Staff has been preparing an Agency dashboard that will be hosted on the Agency website. It will provide a quick snapshot of the operations of the Agency and serve as a resource to answer questions from Board members, member agencies, and the public at large.

---

**Staff's Recommendation:**

This is an information item for the Board of Directors.

---

**Budget Impact** *Budgeted (Y/N):* N *Amendment (Y/N):* N *Amount for Requested Approval:*

*Account/Project Name:*

N/A

*Fiscal Impact (explain if not budgeted):*

N/A

Full account coding (internal AP purposes only):

- - -  
- - -

Project No.:

---

**Prior Board Action:**

---

**Environmental Determination:**

Not Applicable

---

**Business Goal:**

The Agency Dashboard is consistent with the Agency's values of being committed to applying ethically, fiscally responsible, transparent and environmentally sustainable principles to all aspects of business and organizational conduct.

---

**Attachments:**

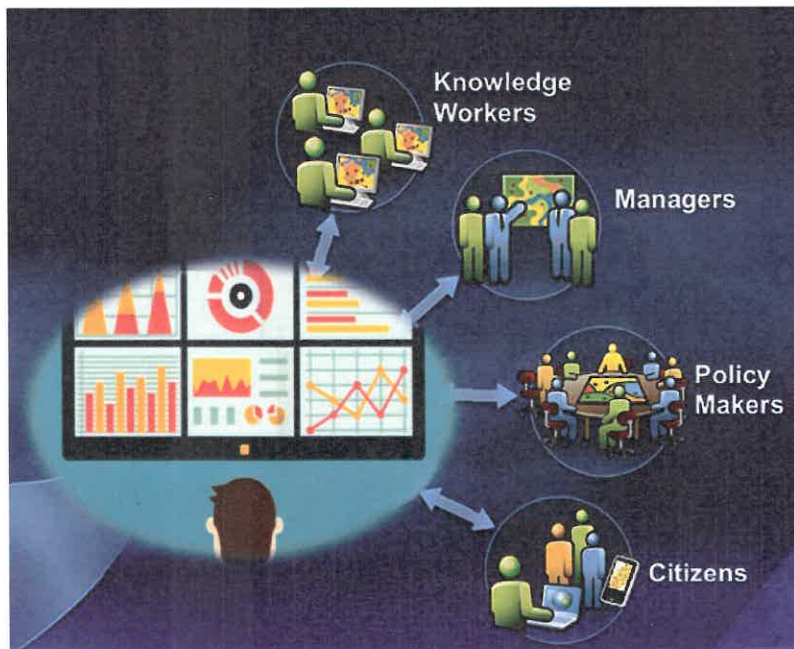
Attachment 1 - PowerPoint

# Agency Dashboard





# Philosophy/Background



- Key data at a glance all in one place
- Everyone sees the same data
- Easy to read graphics to more effectively
  - Identify trends
  - Answer important questions
  - Take corrective action

# Examples



## Dashboard of Key Indicators

Click on the title of each Dashboard panel for more detailed information.

### Water Supply Reliability

For more than two decades, the Water Authority has been diversifying the region's water supply portfolio to ensure a safe and reliable supply. Supply availability is influenced by factors such as weather and reservoir storage.

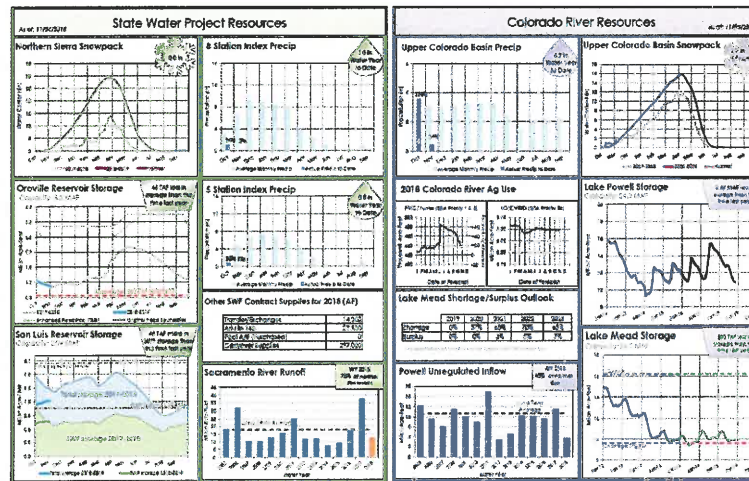


### Water Distribution and Facilities

The Water Authority is the wholesale water supplier of treated and untreated water for 24 member agencies that serve 3.2 million people throughout the San Diego region. The distribution system is a complex series of pipes and facilities that are operated and maintained to meet the water demands of our customers.



## THE METROPOLITAN WATER DISTRICT of SOUTHERN CALIFORNIA




## credit karma

Welcome back, Jacqueline!

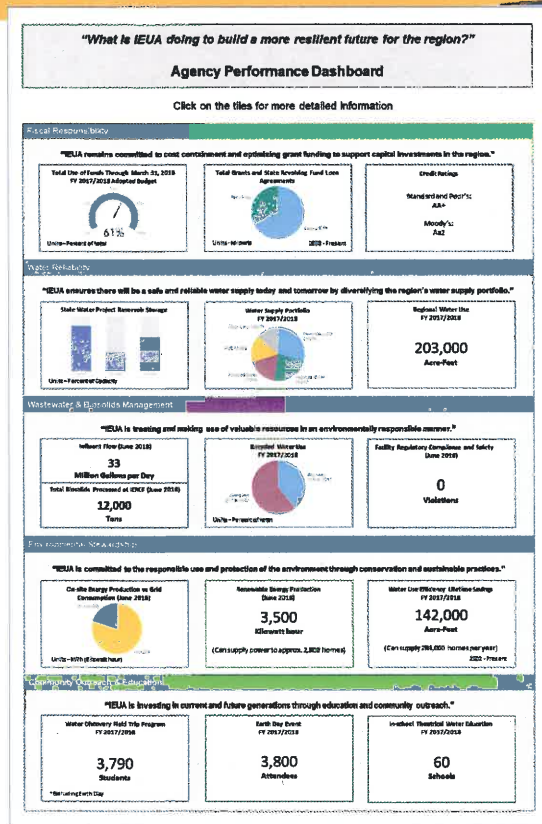
Your Credit Score



### Credit Factors



# “What is IEUA doing to build a more resilient future for the region?”



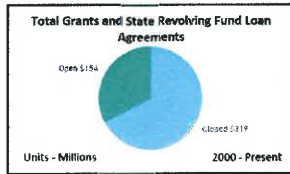
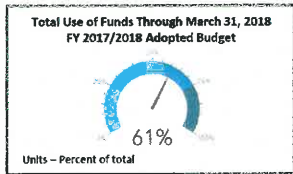
IEUA Dashboard focuses on key areas:

- Fiscal Responsibility
- Water Reliability
- Wastewater & Biosolids Management
- Environmental Stewardship
- Community Outreach & Education

# Key Areas

## Fiscal Responsibility

"IEUA remains committed to cost containment and optimizing grant funding to support capital investments in the region."



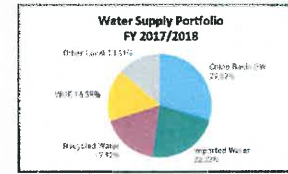
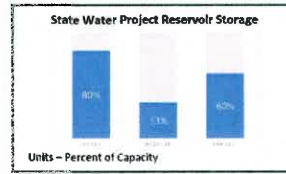
**Credit Ratings**

Standard and Poor's:  
AA+

Moody's:  
Aa2

## Water Reliability

"IEUA ensures there will be a safe and reliable water supply today and tomorrow by diversifying the region's water supply portfolio."



**Regional Water Use**  
FY 2017/2018

**203,000**  
Acre-Feet

## Wastewater & Biosolids Management

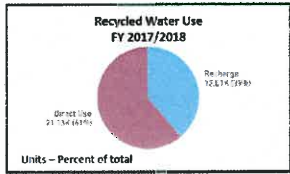
"IEUA is treating and making use of valuable resources in an environmentally responsible manner."

**Influent Flow (June 2018)**

**33**  
Million Gallons per Day

**Total Biosolids Processed at IERCF (June 2018)**

**12,000**  
Tons

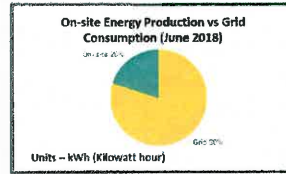


**Facility Regulatory Compliance and Safety**  
(June 2018)

**0**  
Violations

## Environmental Stewardship

"IEUA is committed to the responsible use and protection of the environment through conservation and sustainable practices."



**Renewable Energy Production**  
(June 2018)

**3,500**  
Kilowatt hour

(Can supply power to approx. 2,800 homes)

**Water Use Efficiency Lifetime Savings**  
FY 2017/2018

**142,000**  
Acre-Feet

(Can supply 284,000 homes per year)  
2002 - Present

## Community Outreach & Education

"IEUA is investing in current and future generations through education and community outreach."

**Water Discovery Field Trip Program**  
FY 2017/2018

**3,790**  
Students

\*Excluding Earth Day

**Earth Day Event**  
FY 2017/2018

**3,800**  
Attendees

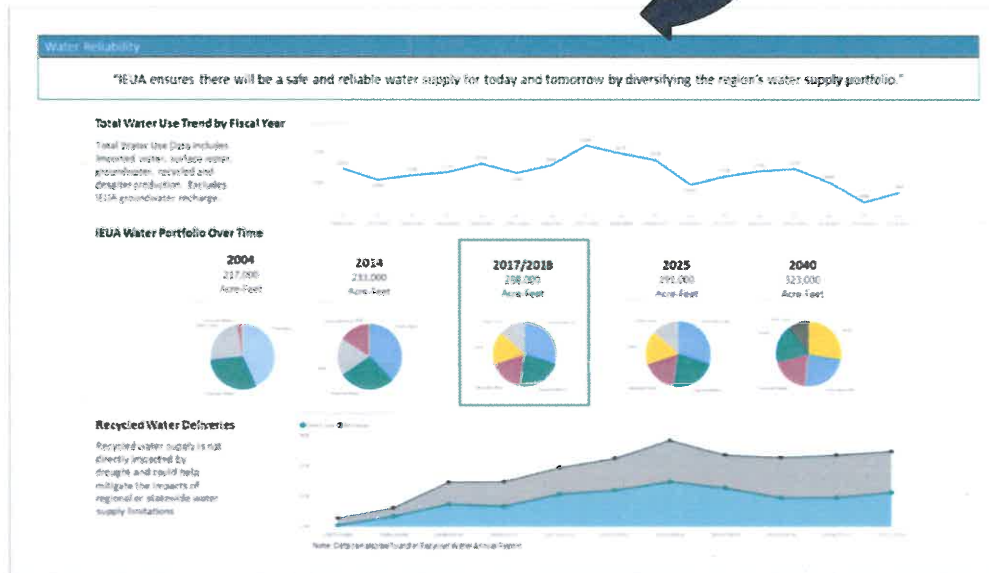
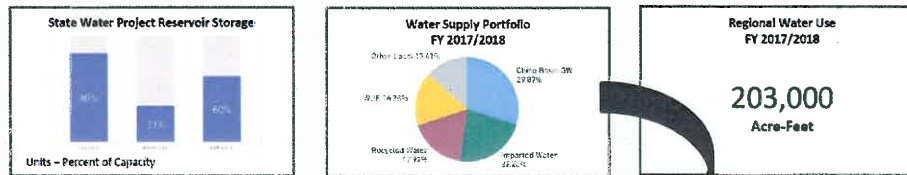
**In-school Theatrical Water Education**  
FY 2017/2018

**60**  
Schools

# More details

## Water Reliability

"IEUA ensures there will be a safe and reliable water supply today and tomorrow by diversifying the region's water supply portfolio."



# Questions?



**INFORMATION  
ITEM**

**5C**

# Engineering and Construction Management Project Updates





# EN13048 – RP-1 Power System Upgrades

Project Goal: Increase Reliability

**Total Project Budget: \$1.6 M**

**Project Completion: October 2018**

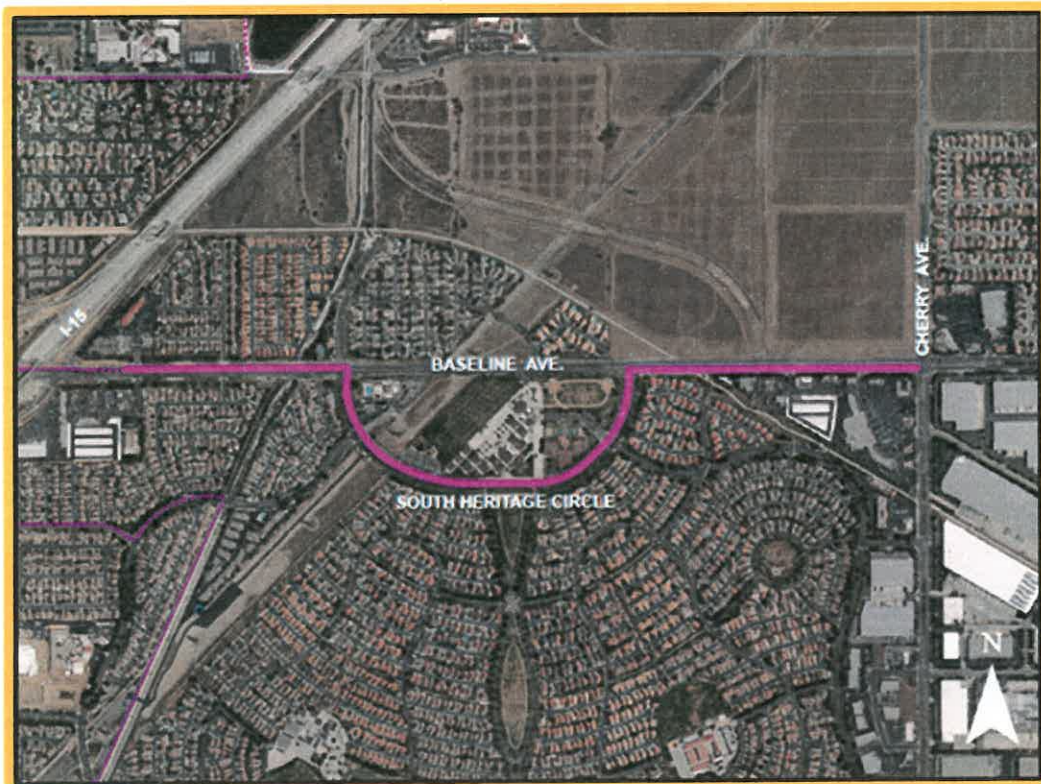
**Overall Percent Complete: 90%**

Phase	Consultant/ Contractor	Current Contract	Amendments/ Change Orders
Design	Tetra Tech	\$269 K	0.0%
Construction (Current)	Henkels & McCoy	\$359 K	0.0%



# EN17049 – Baseline Recycled Water Pipeline Extension

Project Goal: Increase Recycled Water Usage



**Total Project Budget: \$6 M**  
**Project Completion: January 2020**  
**Overall Percent Complete: 50%**


Phase	Consultant/ Contractor	Current Contract	Amendments/ Change Orders
Design (Current)	Carollo Engineers	\$395 K	0.0%
Construction	-	\$0	0.0%

# EN18006 – RP-1 Flare Improvements

Project Goal: Compliance, Safety, Performance, and Reliability

**Total Project Budget: \$5.5 M**  
**Project Completion: March 2020**  
**Overall Percent Complete: 40%**

Phase	Consultant/ Contractor	Current Contract	Amendments/ Change Orders
Design (Current)	Lee & Ro	\$417 K	10.35%
Construction	-	\$0	0.0%



# EN15012 – RP-1 Primary Effluent Conveyance Improvements

Project Goal: Improve Process Efficiency



**Total Project Budget: \$6.7 M**  
**Project Completion: April 2019**  
**Overall Percent Complete: 75%**

Phase	Consultant/ Contractor	Current Contract	Amendments/ Change Orders
Design	Stantec Consulting	\$461 K	9.04%
Construction (Current)	Kiewit	\$4.5 M	0.0%

# EN17039 – 8th St. Basin Recycle Water Turnout Discharge Retrofit


Project Goal: Minimize Basin Maintenance

**Total Project Budget: \$563 K**

**Project Completion: November 2018**


**Overall Percent Complete: 100%**

Phase	Consultant /Contractor	Current Contract	Amendments/ Change Orders
Design	Lee & Ro	\$23 K	0.0%
Construction (Current)	Schuler Constructors	\$250 K	- 5.0%



# EN18028 – RP-5 Facilities Improvements

Project Goal: Increase Reliability and Extend Asset Life



**Total Project Budget: \$350 K**  
**Project Completion: August 2018**  
**Overall Percent Complete: 100%**

Phase	Consultant/ Contractor	Current Contract	Amendments/ Change Orders
Design	In-House	\$0	0.0%
Construction (Current)	GSE	\$138 K	- 4.1%

**INFORMATION  
ITEM**

**5G**

---

**Date:** November 21, 2018

**To:** The Honorable Board of Directors

**Committee:** Finance & Administration

**From:** Halla Razak, General Manager

HR

11/14/18

**Executive Contact:** Christina Valencia, Executive Manager of Finance & Administration/AGM

**Subject:** Treasurer's Report of Financial Affairs

---

**Executive Summary:**

The Treasurer's Report of Financial Affairs for the month ended September 30, 2018 is submitted in a format consistent with the State requirement.

For the month of September 2018, total cash, investments, and restricted deposits of \$223,656,903 reflects a decrease of \$993,582 compared to the total of \$224,650,485 reported for August 2018. The decrease was primarily due to the quarterly payment of \$1.4 million to County Sanitation Districts of Los Angeles County. As a result, the average days of cash on hand for the month ended September 30, 2018 dropped slightly from 224 days to 223 days.

The unrestricted Agency investment portfolio yield in September 2018 was 2.269% compared to the August 2018 yield of 2.236%. The increase can be attributed to a more favorable market yield.

---

**Staff's Recommendation:**

The Treasurer's Financial Affairs Report for the month ended September 30, 2018 is an informational item for the Board of Director's review.

---

**Budget Impact** Budgeted (Y/N): N Amendment (Y/N): N Amount for Requested Approval:

Account/Project Name:

**Fiscal Impact** (explain if not budgeted):

Interest earned on the Agency's investment portfolio increases the Agency's overall reserves.



**Prior Board Action:**

On October 17, 2018, the Board of Directors approved the Treasurer's Financial Affairs Report for the month ended August 31, 2018.

---

**Environmental Determination:**

Not Applicable

---

**Business Goal:**

The Financial Affairs report is consistent with the Agency's Business Goal of Fiscal Responsibility in providing financial reporting that accounts for cash and investment activities to fund operating requirements and to optimize investment earnings.

---

**Attachments:**

Attachment 1 - Background

Attachment 2 - PowerPoint

Attachment 3 - Treasurer's Report of Financial Affairs

---

## Background

Subject: Treasurer's Report of Financial Affairs

The Treasurer's Report of Financial Affairs for the month ended September 30, 2018 is submitted in a format consistent with State requirements. The monthly report denotes investment transactions that have been executed in accordance with the criteria stated in the Agency's Investment Policy (Resolution No. 2018-2-5).

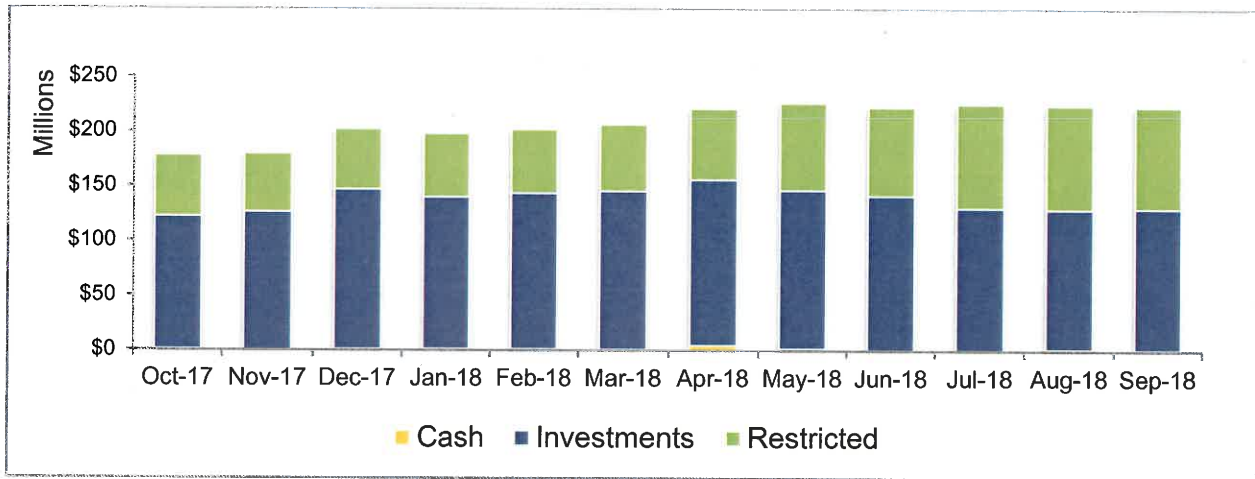
Agency total cash, investments, and restricted deposits for the month ended September 30, 2018 was \$223.7 million, a decrease of \$1.0 million from the \$224.7 million reported for the month ended August 31, 2018. The decrease was primarily due to the quarterly payment of \$1.4 million to County Sanitation Districts of Los Angeles County.

Table 1 represents the unrestricted Agency investment portfolio, by authorized investment and duration, with total portfolio amount of \$129.1 million. The Agency portfolio excludes restricted deposits in the amount of \$94.6 million held by member agencies and with fiscal agents.

**Table 1: Agency Portfolio**

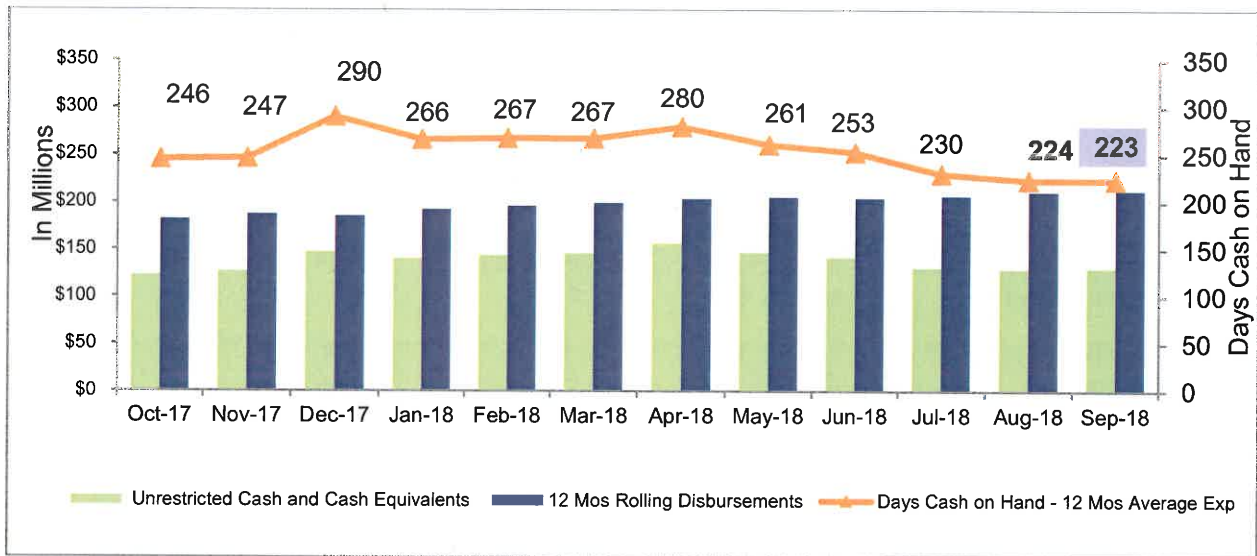
Authorized Investments	Allowable Threshold (\$ million or %)	Investment Value as of August 31, 2018 (\$ million)				Average Yield %	Portfolio% (Unrestricted)
		Under 1 Year	1-3 Years	Over 3 Years	Total		
LAI- Unrestricted	\$65	\$12.5			\$12.5	2.06%	9.7%
CAMP - Unrestricted	n/a	27.2			27.2	2.14	21.0
Citizens Business Bank – Sweep	40%	8.7			8.7	0.9	6.8
<b>Sub-Total Agency Managed</b>		<b>\$48.4</b>	<b>\$0.00</b>	<b>\$0.00</b>	<b>\$48.4</b>	<b>1.90%</b>	<b>37.5%</b>
Brokered Certificates of Deposit	30%	\$0.5	\$3.9		\$4.4	2.94%	3.4
Commercial Paper	25%	1.00			1.00	2.43	0.8
Medium Term Notes	30%	2.6	2.7	7.7	13.0	2.77	10.0
Municipal Bonds	10%		1.0		1.00	1.75	0.8
US Treasury Notes	n/a		10.5	21.8	32.3	2.66	25.0
US Gov't Securities	n/a	11.0	15.0	3.0	29.0	2.14	22.5
<b>Sub-Total PFM Managed</b>		<b>\$15.1</b>	<b>\$33.1</b>	<b>\$32.5</b>	<b>\$80.7</b>	<b>2.49%</b>	<b>62.5%</b>
<b>Total</b>		<b>\$63.5</b>	<b>\$33.1</b>	<b>\$32.5</b>	<b>\$129.10</b>	<b>2.269%</b>	<b>100.0%</b>

**Figure 1: Cash, Investments, and Restricted Deposits**




Average days cash on hand is calculated using the monthly ending balance of unrestricted cash and cash equivalents divided by disbursements associated with operating expenses, debt service, and capital expenditures as recorded in the Agency’s cash flow. The average days of cash on hand for the month ended September 30, 2018 slightly decreased from 224 days to 223 days as shown in Figure 2.

**Figure 2: Days Cash on Hand – 12 Month Rolling Average**



Monthly cash and investment summaries are available on the Agency’s website at [www.ieua.org/fy-2018-19-cash-and-investment/](http://www.ieua.org/fy-2018-19-cash-and-investment/).

# Treasurer's Report of Financial Affairs for September 30, 2018



# Agency Liquidity

- Decrease in total investment, cash and restricted deposits was primarily due to the quarterly payment of \$1.4 million to County Sanitation Districts of Los Angeles County. The average days of cash on hand for the month ended September 30, 2018 slightly decreased from 224 days to 223 days.

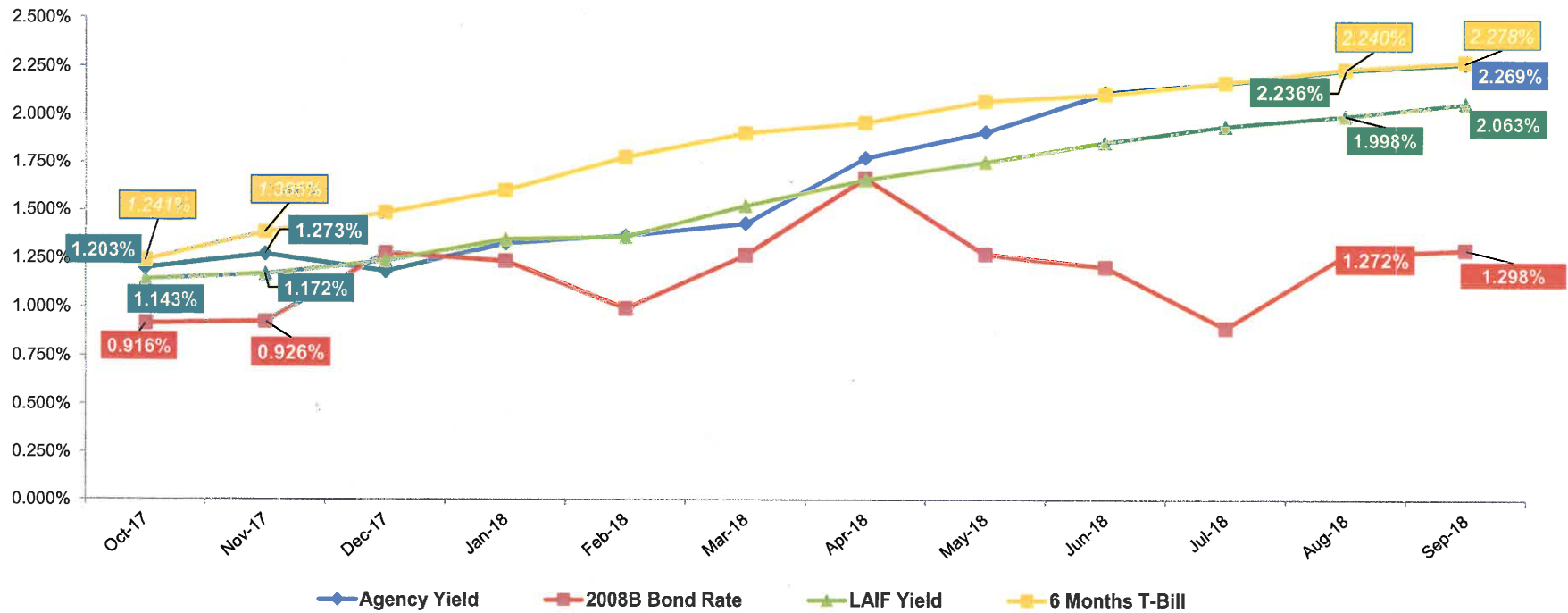
Description	September (\$ million)	August (\$ million)	Increase/ (Decrease) (\$ million)
Investment Portfolio	\$129.1	\$127.8	\$1.3
Cash and Restricted Deposits	\$94.6	\$96.9	(\$2.3)
Total Investments, Cash, and Restricted Deposits	\$223.7	\$224.7	(\$1.0)
Investment Portfolio Yield	2.269	2.236	0.033
Weighted Average Duration (Years)	1.08	1.12	(0.04)
Average Cash on Hand (Days)	223	224	(1)

Monthly cash and investment summaries available at: [www.ieua.org/fy-2018-19-cash-and-investment/](http://www.ieua.org/fy-2018-19-cash-and-investment/)

# Agency Investment Position

Authorized Investments	Allowable Threshold (\$ million or %)	Under 1 Year	1 – 3 Years	Over 3 Years	Total	Average Yield %	Portfolio % (Unrestricted)
Local Agency Investment Fund	\$65	\$12.5			\$12.5	2.06%	9.7%
California Asset Management Program	n/a	27.2			27.2	2.14	21.0
Citizens Business Bank - Sweep	40	8.7			8.7	0.9	6.8
<b>Sub-Total Agency Managed</b>		<b>\$48.4</b>	<b>\$0.00</b>	<b>\$0.00</b>	<b>\$48.4</b>	<b>1.9%</b>	<b>37.5%</b>
Brokered Certificate of Deposits (CD)	30	\$0.5	\$3.9		\$4.4	2.94%	3.4%
Commercial Paper	25	1.0			1.0	2.43	0.8
Medium Term Notes	30	2.6	2.7	7.7	13.0	2.77	10.0
Municipal Bonds	10		1.0		1.0	1.75	0.8
US Treasury Notes	n/a		10.5	21.8	32.3	2.66	25.0
US Government Securities	n/a	11.0	15.0	3.0	29.0	2.14	22.5
<b>Sub-Total PFM Managed</b>		<b>\$15.1</b>	<b>\$33.1</b>	<b>\$32.5</b>	<b>\$80.7</b>	<b>2.49%</b>	<b>62.5%</b>
<b>Total</b>		<b>\$63.5</b>	<b>\$33.1</b>	<b>\$32.5</b>	<b>\$129.1</b>	<b>2.269%</b>	<b>100.0%</b>

# Month End Portfolio Yield Comparison



# Questions



The Treasurer's Report of Financial Affairs is consistent with the Agency's business goal of fiscal responsibility.



## TREASURER'S REPORT OF FINANCIAL AFFAIRS

For the Month Ended September 30, 2018



*Inland Empire Utilities Agency*

A MUNICIPAL WATER DISTRICT

All investment transactions have been executed in accordance with the criteria stated in the Agency's Investment Policy (Resolution No. 2018-2-5) adopted by the Inland Empire Utilities Agency's Board of Directors during its regular meeting held on February 21, 2018.

The funds anticipated to be available during the next six-month period are expected to be sufficient to meet all foreseen expenditures during the period.

\* A Municipal Water District

**INLAND EMPIRE UTILITIES AGENCY**

**Cash and Investment Summary**

Month Ended  
September 30, 2018

	<b>September</b>	<b>August</b>	<b>Variance</b>
<b><u>Cash, Bank Deposits, and Bank Investment Accounts</u></b>	\$1,030,330	\$1,468,172	(\$437,842)
<b><u>Investments</u></b>			
<b>Agency Managed</b>			
Citizens Business Bank (CBB) Repurchase (Sweep)	\$8,726,009	\$6,013,468	\$2,712,541
Local Agency Investment Fund (LAIF)	12,537,370	20,037,370	(7,500,000)
California Asset Management Program (CAMP)	27,133,980	21,088,674	6,045,306
<b>Total Agency Managed Investments</b>	48,397,359	47,139,512	1,257,847
<b>PFM Managed</b>			
Certificates of Deposit	\$4,349,546	\$4,349,525	21
Municipal Bonds	998,837	998,734	103
Commercial Paper	997,133	995,133	2,000
Medium Term Notes	12,981,250	16,698,458	(3,717,208)
U.S. Treasury Notes	32,302,855	28,602,869	3,699,986
U.S. Government Sponsored Entities	29,048,274	29,043,612	4,662
<b>Total PFM Managed Investments</b>	80,677,895	80,688,331	(10,436)
<b>Total Investments</b>	\$129,075,254	\$127,827,843	\$1,247,411
<b>Total Cash and Investments Available to the Agency</b>	\$130,105,584	\$129,296,015	\$809,569
<b><u>Restricted Deposits</u></b>			
CAMP Water Connection Reserve	\$10,967,726	\$13,457,246	(\$2,489,520)
LAIF Self Insurance Reserve	6,009,079	6,009,079	0
Debt Service Accounts	2,572,572	2,569,582	2,990
Capital Capacity Reimbursement Account (CCRA) Deposits Held by Member Agencies*	58,658,382	57,886,549	771,833
California Employers' Retirement Benefit Trust Account - CERBT (Other Post Employment Benefits - OPEB)	14,312,982	14,437,715	(124,733)
Escrow Deposits	1,030,578	994,299	36,279
<b>Total Restricted Deposits</b>	\$93,551,319	\$95,354,470	(\$1,803,151)
<b>Total Cash, Investments, and Restricted Deposits</b>	<b>\$223,656,903</b>	<b>\$224,650,485</b>	<b>(\$993,582)</b>

\*Reported total as of August 2018

**INLAND EMPIRE UTILITIES AGENCY**  
**Cash and Investment Summary**

Month Ended  
September 30, 2018

**Cash, Bank Deposits, and Bank Investment Accounts**

CBB Demand Account (Negative balance offset by CBB Sweep Balance)	\$312,651
CBB Payroll Account	-
CBB Workers' Compensation Account	51,440
Subtotal Demand Deposits	<u>\$364,091</u>

**Other Cash and Bank Accounts**

Petty Cash	\$2,250
Subtotal Other Cash	<u>\$2,250</u>

**US Bank Pre-Investment Money Market Account**

\$663,989

***Total Cash and Bank Accounts***

\$1,030,330

**Unrestricted Investments**

**CBB Repurchase (Sweep) Investments**

Freddie Mac Bond	\$8,726,009
Subtotal CBB Repurchase (Sweep)	<u>\$8,726,009</u>

**Local Agency Investment Fund (LAIF)**

LAIF Fund	\$12,537,370
Subtotal Local Agency Investment Fund	<u>\$12,537,370</u>

**California Asset Management Program (CAMP)**

Short Term	\$27,133,980
Subtotal CAMP	<u>\$27,133,980</u>

**Subtotal Agency Managed Investment Accounts**

\$48,397,359

# INLAND EMPIRE UTILITIES AGENCY

## Cash and Investment Summary

Month Ended  
September 30, 2018

### Unrestricted Investments Continued

#### **Brokered Certificates of Deposit**

Brokered Certificates of Deposit	\$4,349,546
Subtotal Brokered Certificates of Deposit	<u>\$4,349,546</u>

#### **Commercial Paper**

JP Morgan Securities	\$997,133
Subtotal Commercial Paper	<u>\$997,133</u>

#### **Municipal Bonds**

State and Local Municipal Bonds	\$998,837
Subtotal Municipal Bonds	<u>\$998,837</u>

#### **Medium Term Notes**

Exxon Mobil	1,101,577
Wells Fargo Bank	1,502,602
UPS of America Inc	784,559
Hershey Company	334,799
American Honda Finance	771,466
Boeing Co	789,275
Toyota Motor	981,140
Bank of NY Mellon	1,374,352
American Express	787,109
Walt Disney Company	800,515
Visa Inc	798,280
Bank of America	772,146
Oracle Corp	1,391,827
Burlington North Santa Fe Corp	791,603
Subtotal Medium Term Notes	<u>12,981,250</u>

**INLAND EMPIRE UTILITIES AGENCY**

**Cash and Investment Summary**

Month Ended  
September 30, 2018

**Unrestricted Investments Continued**

**U.S. Treasury Notes**

Treasury Note	\$32,302,855
Subtotal U.S. Treasury Notes	<u>\$32,302,855</u>

**U.S. Government Sponsored Entities**

Fannie Mae Bank	\$7,861,854
Freddie Mac Bank	10,956,283
Federal Farm Credit Bank	2,759,926
Federal Home Loan Bank	7,470,211
Subtotal U.S. Government Sponsored Entities	<u>\$29,048,274</u>

**Subtotal PFM Managed Investment Accounts** \$80,677,895

***Total Investments*** \$129,075,254

**Restricted Deposits**

**Investment Pool Accounts**

CAMP -Water Connection Reserves	\$10,967,726
LAIF - Self Insurance Fund Reserves	6,009,079
Subtotal Investment Pool Accounts	<u>\$16,976,805</u>

**Debt Service**

2008B Debt Service Accounts	\$2,571,849
2010A Debt Service Accounts	39
2017A Debt Service Accounts	684
Subtotal Debt Service	<u>\$2,572,572</u>

**INLAND EMPIRE UTILITIES AGENCY**

**Cash and Investment Summary**

Month Ended  
September 30, 2018

**Restricted Deposits Continued**

**CCRA Deposits Held by Member Agencies**

City of Chino	\$10,821,418
Cucamonga Valley Water District	11,112,187
City of Fontana	6,613,979
City of Montclair	2,339,814
City of Ontario	18,009,429
City of Chino Hills	7,157,216
City of Upland	2,604,339
Subtotal CCRA Deposits Held by Member Agencies*	<u>\$58,658,382</u>

**CalPERS**

CERBT Account (OPEB)	\$14,312,982
Subtotal CalPERS Accounts	<u>\$14,312,982</u>

**Escrow Deposits**

Kemp Brothers Construction	\$897,871
Genesis Construction	132,707
Subtotal Escrow Deposits	<u>\$1,030,578</u>

***Total Restricted Deposits*** \$93,551,319

***Total Cash, Investments, and Restricted Deposits as of September 30, 2018*** \$223,656,903

Total Cash, Investments, and Restricted Deposits as of 9/30/18	\$223,656,903
Less: Total Cash, Investments, and Restricted Deposits as of 8/31/18	<u>224,650,485</u>
<b><i>Total Monthly Increase (Decrease)</i></b>	<u><u>(\$993,582)</u></u>

\*Reported total as of August 2018

**INLAND EMPIRE UTILITIES AGENCY**

**Cash and Investment Summary**

Month Ended  
September 30, 2018

	Credit Rating @ Purchase		CHANGES IN Credit Rating		Par Amount	Cost Basis Amount	Term (Days)	September Value	% Coupon	% Yield to Maturity	Maturity Date	Market Value
	S&P	Moody's	S&P	Moody's								
<b><u>Cash, Bank Deposits, and Bank Investment Accounts</u></b>												
<b>Citizens Business Bank (CBB)</b>												
Demand Account*					\$312,651	\$312,651	N/A	\$312,651		N/A	N/A	\$312,651
Payroll Checking					0	0	N/A	0		N/A	N/A	0
Workers' Compensation Account					51,440	51,440	N/A	51,440		N/A	N/A	51,440
Subtotal CBB Accounts					\$364,091	\$364,091		\$364,091				\$364,091
<b>US Bank (USB)</b>												
Custodial Money Market (Investment Mgmt.)					\$520,907	\$520,907	N/A	\$520,907		1.56%	N/A	\$520,907
Custodial Money Market (Debt Service)					143,082	143,082	N/A	143,082		1.56%	N/A	143,082
Subtotal USB Account					\$663,989	\$663,989		\$663,989		1.56%		\$663,989
Petty Cash					\$2,250	\$2,250	N/A	\$2,250		N/A	N/A	\$2,250
<b>Total Cash, Bank Deposits and Bank Investment Accounts</b>					<b>\$1,030,330</b>	<b>\$1,030,330</b>		<b>\$1,030,330</b>				<b>\$1,030,330</b>
<i>*Negative demand checking balance is offset by the Daily Repurchase (Sweep) Account balance</i>												
<b><u>Investments</u></b>												
<b>CBB Daily Repurchase (Sweep) Accounts</b>												
Freddie Mac Bond					\$8,726,009	\$8,726,009	N/A	\$8,726,009		0.90%	N/A	\$8,726,009
Subtotal CBB Repurchase Accounts					\$8,726,009	\$8,726,009		\$8,726,009		0.90%		\$8,726,009
<b>LAIF Accounts</b>												
Non-Restricted Funds					\$12,537,370	\$12,537,370	N/A	\$12,537,370		2.063%	N/A	\$12,537,370
Subtotal LAIF Accounts					\$12,537,370	\$12,537,370		\$12,537,370		2.063%		\$12,537,370
<b>CAMP Accounts</b>												
Non-Restricted Funds					\$27,133,980	\$27,133,980	N/A	\$27,133,980		2.14%	N/A	\$27,133,980
Subtotal CAMP Accounts					\$27,133,980	\$27,133,980		\$27,133,980		2.14%		\$27,133,980
<b>Subtotal Agency Managed Investment Accounts</b>					<b>\$48,397,359</b>	<b>\$48,397,359</b>		<b>\$48,397,359</b>		<b>1.90%</b>		<b>\$48,397,359</b>

**INLAND EMPIRE UTILITIES AGENCY**

**Cash and Investment Summary**

Month Ended

September 30, 2018

	Credit Rating @ Purchase		CHANGES IN Credit Rating		Par Amount	Cost Basis Amount	Term (Days)	September	% Coupon	% Yield to Maturity	Maturity	Market
	S&P	Moody's	S&P	Moody's				Value			Date	Value
<b>Investments (continued)</b>												
<b>Brokered Certificates of Deposit (CDs)</b>												
Ally Bank	N/R	N/R			\$243,000	\$243,000	722	\$243,000	1.45%	1.45%	03/11/19	\$241,293
Wells Fargo Bank	N/R	N/R			242,000	242,000	729	242,000	1.55%	1.55%	03/15/19	242,201
Bank of Nova Scotia Houston	N/R	N/R			1,410,000	1,409,464	730	1,409,546	3.08%	3.10%	06/05/20	1,416,809
Bank of Montreal Chicago	N/R	N/R			1,400,000	1,400,000	731	1,400,000	3.19%	3.23%	08/03/20	1,398,204
Synchrony Bank	N/R	N/R			240,000	240,000	1827	240,000	2.25%	2.25%	10/02/20	236,890
Royal Bank of Canada NY	N/R	N/R			815,000	815,000	1095	815,000	3.24%	3.24%	06/07/21	819,388
<b>Subtotal Brokered CDs</b>					<b>\$4,350,000</b>	<b>\$4,349,464</b>		<b>\$4,349,546</b>		<b>2.94%</b>		<b>\$4,354,785</b>
<b>US Treasury Note</b>												
US Treasury Note	AA+	Aaa			\$3,000,000	\$2,937,305	819	\$2,949,795	1.500%	2.46%	07/15/20	\$2,931,798
US Treasury Note	AA+	Aaa			2,225,000	2,201,012	1019	2,204,857	2.125%	2.53%	01/31/21	2,188,323
US Treasury Note	AA+	Aaa			2,850,000	2,715,627	1153	2,732,503	1.125%	2.69%	06/30/21	2,718,854
US Treasury Note	AA+	Aaa			2,615,000	2,588,543	1201	2,592,144	2.250%	2.57%	07/31/21	2,570,053
US Treasury Note	AA+	Aaa			580,000	567,426	1202	568,190	2.000%	2.69%	10/31/21	564,843
US Treasury Note	AA+	Aaa			2,555,000	2,480,346	1323	2,489,424	1.750%	2.60%	11/30/21	2,466,574
US Treasury Note	AA+	Aaa			2,500,000	2,418,750	1436	2,427,322	1.875%	2.75%	03/31/22	2,414,258
US Treasury Note	AA+	Aaa			3,070,000	2,969,266	1336	2,973,534	1.875%	2.82%	03/31/22	2,964,708
US Treasury Note	AA+	Aaa			3,790,000	3,678,225	1332	3,680,293	1.875%	2.64%	04/30/22	3,660,014
US Treasury Note	AA+	Aaa			2,550,000	2,476,090	1474	2,484,043	1.875%	2.64%	04/30/22	2,460,452
US Treasury Note	AA+	Aaa			1,300,000	1,252,570	1456	1,255,284	1.750%	2.72%	06/30/22	1,246,426
US Treasury Note	AA+	Aaa			2,065,000	1,980,706	1577	1,986,639	1.750%	2.76%	09/30/22	1,973,285
US Treasury Note	AA+	Aaa			1,600,000	1,546,625	1641	1,551,208	2.000%	2.80%	10/31/22	1,542,751
US Treasury Note	AA+	Aaa			1,275,000	1,206,269	1699	1,209,632	1.500%	2.74%	02/28/23	1,199,197
US Treasury Note	AA+	Aaa			1,260,000	1,191,980	1778	1,197,987	1.500%	2.69%	02/28/23	1,185,089
<b>Subtotal US Treasuries</b>					<b>\$33,235,000</b>	<b>\$32,210,740</b>		<b>\$32,302,855</b>		<b>2.662%</b>		<b>\$32,086,625</b>
<b>U.S. Government Sponsored Entities</b>												
Federal Farm Credit Bank	AA+	Aaa			760,000	759,701	730	759,926	1.40%	1.42%	03/27/19	756,028
Federal Farm Credit Bank	AA+	Aaa			2,000,000	2,000,000	1,460	2,000,000	1.52%	1.52%	06/24/19	1,985,510
Freddie Mac Bond	AA+	Aaa			1,500,000	1,500,000	1,095	1,500,000	1.15%	1.15%	07/26/19	1,482,491
Fannie Mae Step Bond	AA+	Aaa			1,500,000	1,500,000	1,095	1,500,000	1.25%	1.33%	07/26/19	1,493,274
Fannie Mae Bond	AA+	Aaa			900,000	899,460	1,169	899,460	1.25%	1.27%	08/23/19	889,303
Fannie Mae Bond	AA+	Aaa			1,350,000	1,350,000	1,173	1,350,000	1.25%	1.25%	08/26/19	1,333,755
Freddie Mac Bond	AA+	Aaa			3,000,000	2,972,928	1,359	2,992,563	1.25%	1.50%	10/02/19	2,958,663
Federal Home Loan Bank	AA+	Aaa			5,000,000	4,965,250	658	4,973,576	2.13%	2.52%	02/11/20	4,958,185
Federal Home Loan Bank	AA+	Aaa			2,500,000	2,495,600	713	2,496,635	2.38%	2.47%	03/30/20	2,484,815
Freddie Mac Bond	AA+	Aaa			2,500,000	2,485,350	1,036	2,487,675	2.38%	2.59%	02/16/21	2,471,238
Freddie Mac Bond	AA+	Aaa			2,550,000	2,527,994	1,028	2,531,328	2.38%	2.70%	02/16/21	2,520,662
Fannie Mae Bond	AA+	Aaa			2,510,000	2,502,671	1,092	2,503,756	2.50%	2.60%	04/13/21	2,484,473
Fannie Mae Bond	AA+	Aaa			1,655,000	1,603,678	1,632	1,608,638	2.00%	2.74%	10/05/22	1,592,017
Freddie Mac Bond	AA+	Aaa			1,450,000	1,444,461	1,810	1,444,717	2.75%	2.83%	06/19/23	1,432,174
<b>Subtotal U.S. Gov't Sponsored Entities</b>					<b>\$29,175,000</b>	<b>\$29,007,093</b>		<b>\$29,048,274</b>		<b>2.14%</b>		<b>\$28,842,588</b>

(As of August 2011, all US GSE's have been downgraded to AA+ Rating by S&P)



**INLAND EMPIRE UTILITIES AGENCY**

**Cash and Investment Summary**

Month Ended  
September 30, 2018

	Credit Rating @ Purchase		CHANGES IN Credit Rating		Par Amount	Cost Basis Amount	Term (Days)	September Value	% Coupon	% Yield to Maturity	Maturity Date	Market Value
	S&P	Moody's	S&P	Moody's								
<b>Investments (continued)</b>												
<b>Commercial Paper</b>												
JP Morgan Securities	A-1	P-1			\$1,000,000	\$987,866	182	\$997,133		2.43%	11/13/18	\$997,117
Subtotal Commercial Paper					\$1,000,000	\$987,866		\$997,133		2.43%		\$997,117
<b>Municipal Bonds</b>												
San Diego Redevelopment Agency	AA	N/R			\$1,000,000	\$996,800	934	998,837	1.625%	1.75%	09/01/19	\$989,650
Subtotal State and Local Municipal Bonds					\$1,000,000	\$996,800		\$998,837		1.75%		\$989,650
<b>Investments (continued)</b>												
<b>Medium Term Notes</b>												
Exxon Mobil	AA+	Aaa			1,000,000	1,005,750	763	1,001,158	1.708%	1.43%	03/01/19	996,838
Exxon Mobil	AA+	Aaa			100,000	100,419	722	100,419	1.819%	1.60%	03/15/19	99,656
Wells Fargo Bank	A+	Aa2			1,500,000	1,511,655	1,075	1,502,602	1.75%	1.48%	05/24/19	1,490,724
UPS of America Inc	A+	A1			725,000	802,046	714	784,559	8.38%	2.75%	04/01/20	779,456
Hershey Company	A	A1			335,000	334,769	1,101	334,799	3.10%	3.12%	05/15/21	334,872
American Honda Finance	A+	A2			800,000	767,016	1,181	771,466	1.65%	3.00%	07/12/21	767,259
Boeing Co	A	A2			680,000	805,678	1,215	789,275	8.75%	2.88%	08/15/21	783,262
Toyota Motor	AA-	Aa3			1,000,000	978,790	1,355	981,140	2.60%	3.21%	01/11/22	978,463
Bank of NY Mellon	A	A1			1,400,000	1,371,048	1,391	1,374,352	2.60%	3.18%	02/07/22	1,365,270
American Express	A-	A2			800,000	785,488	1,415	787,109	2.70%	3.20%	03/03/22	779,464
Walt Disney Company	A+	A2			815,000	798,692	1,416	800,515	2.45%	3.00%	03/04/22	791,020
Visa Inc	A+	A1			825,000	795,407	1,611	798,280	2.15%	3.03%	09/15/22	791,081
Bank of America	A-	A3			800,000	769,264	1,647	772,146	2.50%	3.43%	10/21/22	766,049
Oracle Corp	AA-	A1			1,420,000	1,389,001	1,763	1,391,827	2.63%	3.11%	02/15/23	1,378,083
Burlington North Santa Fe Corp	A+	A3			800,000	790,800	1,792	791,603	3.00%	3.26%	03/15/23	786,587
Subtotal Medium Term Notes					\$13,000,000	\$13,005,823		\$12,981,250		2.77%		\$12,888,084
<b>Subtotal PFM Managed Investment Accounts</b>					<b>\$81,760,000</b>	<b>\$80,557,787</b>		<b>\$80,677,895</b>		<b>2.49%</b>		<b>\$80,158,849</b>
<b>Total Investments</b>					<b>\$130,157,359</b>	<b>\$128,955,146</b>		<b>\$129,075,254</b>				<b>\$128,556,208</b>

(Source of Investment Amortized Cost: PFM)

**INLAND EMPIRE UTILITIES AGENCY**

**Cash and Investment Summary**

Month Ended  
September 30, 2018

	Credit Rating @ Purchase		CHANGES IN Credit Rating		Par	Cost Basis	Term	September	% Coupon	% Yield to Maturity	Maturity	Market
	S&P	Moody's	S&P	Moody's	Amount	Amount	(Days)	Value			Date	Value
<b>Restricted Deposits</b>												
<b>Investment Pool Accounts</b>												
CAMP - Water Connection Reserves					\$10,967,726	\$10,967,726	N/A	\$10,967,726	2.14%		N/A	\$10,967,726
LAIF - Self Insurance Reserves					6,009,079	6,009,079	N/A	6,009,079	2.063%		N/A	6,009,079
<b>Total Investment Pool Accounts</b>					<b>\$16,976,805</b>	<b>\$16,976,805</b>		<b>\$16,976,805</b>	<b>2.11%</b>			<b>\$16,976,805</b>
<b>Debt Service and Arbitrage Accounts</b>												
2008B Debt Service Accounts					\$2,571,849	\$2,571,849	N/A	\$2,571,849	1.56%			\$2,571,849
2010A Debt Service Accounts					39	39	N/A	39	0.31%			39
2017A Debt Service Accounts					684	684	N/A	684	0.30%			684
<b>Total Debt Service Accounts</b>					<b>\$2,572,572</b>	<b>\$2,572,572</b>		<b>\$2,572,572</b>	<b>1.56%</b>			<b>\$2,572,572</b>
<b>CCRA Deposits Held by Member Agencies</b>												
City of Chino					\$10,821,418	\$10,821,418	N/A	\$10,821,418	N/A		N/A	\$10,821,418
City of Chino Hills					7,157,216	7,157,216	N/A	7,157,216	N/A		N/A	7,157,216
Cucamonga Valley Water District					11,112,187	11,112,187	N/A	11,112,187	N/A		N/A	11,112,187
City of Fontana					6,613,979	6,613,979	N/A	6,613,979	N/A		N/A	6,613,979
City of Montclair					2,339,814	2,339,814	N/A	2,339,814	N/A		N/A	2,339,814
City of Ontario					18,009,429	18,009,429	N/A	18,009,429	N/A		N/A	18,009,429
City of Upland					2,604,339	2,604,339	N/A	2,604,339	N/A		N/A	2,604,339
<b>Subtotal CCRA Deposits Held by Member Agencies*</b>					<b>\$58,658,382</b>	<b>\$58,658,382</b>		<b>\$58,658,382</b>				<b>\$58,658,382</b>
<i>*Reported total as of August 2018</i>												
<b>CalPERS Deposits</b>												
CERBT Account (OPEB)					\$13,000,000	\$13,000,000	N/A	\$14,312,982	N/A		N/A	\$14,312,982
<b>Subtotal CalPERS Deposits</b>					<b>\$13,000,000</b>	<b>\$13,000,000</b>		<b>\$14,312,982</b>				<b>\$14,312,982</b>
<i>CERBT Strategy 3 Performance as of July 31, 2018 based on 1 Year Net Return was 3.85%.</i>												

**INLAND EMPIRE UTILITIES AGENCY**

**Cash and Investment Summary**

Month Ended  
September 30, 2018

	Credit Rating @ Purchase		CHANGES IN Credit Rating		Par	Cost Basis	Term	September	% Coupon	% Yield to Maturity	Maturity	Market
	S&P	Moody's	S&P	Moody's	Amount	Amount	(Days)	Value			Date	Value
<b>Escrow Deposits</b>												
Kemp Brothers Construction Escrow					\$897,871	\$897,871	N/A	\$897,871		N/A	N/A	\$897,871
Genesis Construction Escrow					132,707	132,707	N/A	132,707		N/A	N/A	132,707
Subtotal Escrow Deposits					\$1,030,578	\$1,030,578		\$1,030,578				\$1,030,578
<b>Total Restricted Deposits</b>					<b>\$92,238,337</b>	<b>\$92,238,337</b>		<b>\$93,551,319</b>				<b>\$93,551,319</b>
<b>Total Cash, Investments, and Restricted Deposits as of September 30, 2018</b>					<b>\$223,426,026</b>	<b>\$222,223,813</b>		<b>\$223,656,903</b>				<b>\$223,137,857</b>

**INLAND EMPIRE UTILITIES AGENCY**  
**Cash and Investment Summary**

Month Ended  
September 30, 2018

**September Purchases**

No.	Date	Transaction	Investment Security	Type	Par Amount Purchased	Investment Yield to Maturity
1	09/06/18	Buy	US Treasury Notes	UST	\$3,790,000	1.88%
					<b><u>\$ 3,790,000</u></b>	

**September Investment Maturities, Calls & Sales**

No.	Date	Transaction	Investment Security		Par Amount Matured/Sold	Investment Yield to Maturity
1	09/06/18	Sell	Microsoft Corporation	MTN	\$2,050,000	1.63%
2	09/04/18	Sell	Johnson & Johnson	MTN	1,660,000	1.65%
<b>Total Maturities, Calls &amp; Sales</b>					<b><u>\$ 3,710,000</u></b>	

# INLAND EMPIRE UTILITIES AGENCY

## Cash and Investment Summary

Month Ended  
September 30, 2018

### Directed Investment Category

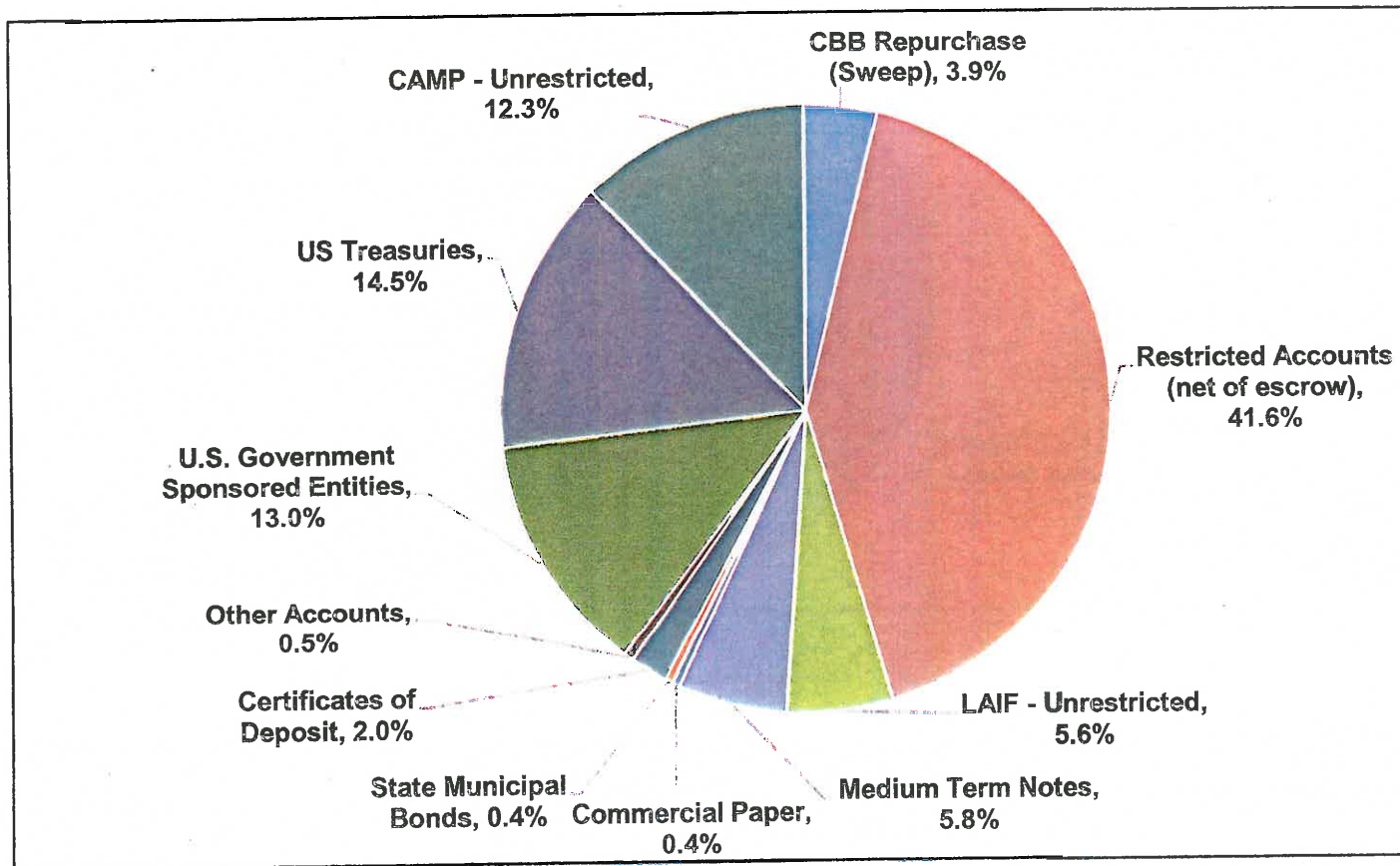
	<u>Amount Invested</u>	<u>Yield</u>
CBB Repurchase (Sweep)	\$8,726,009	0.900%
LAIF - Unrestricted	12,537,370	2.063%
CAMP - Unrestricted	27,133,980	2.140%
Brokered Certificates of Deposit	4,349,546	2.943%
Medium Term Notes	12,981,250	2.770%
Municipal Bonds	998,837	1.753%
Commercial Paper	997,133	2.430%
US Treasury Notes	32,302,855	2.662%
U.S. Government Sponsored Entities	29,048,274	2.141%
<b>Total Investment Portfolio</b>	<b>\$129,075,254</b>	
<b>Investment Portfolio Rate of Return</b>		<b>2.269%</b>

### Restricted/Transitory/Other Accounts

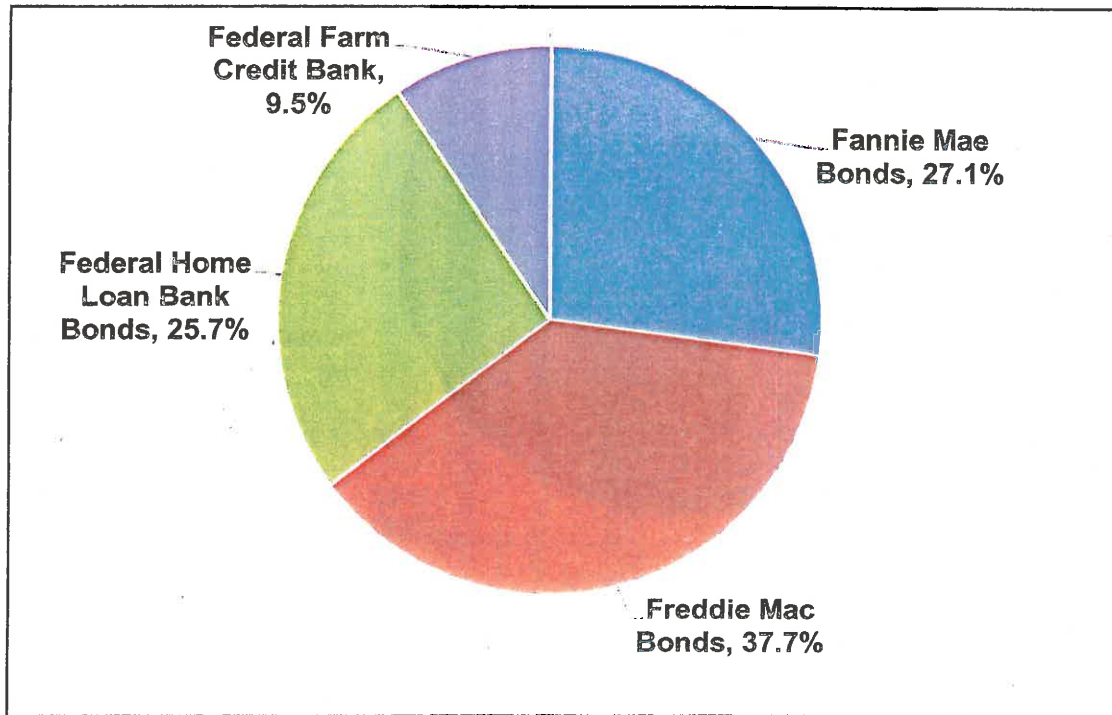
	<u>Amount Invested</u>	<u>Yield</u>
CCRA Deposits Held by Member Agencies	\$58,658,382	N/A
CalPERS OPEB (CERBT) Account	14,312,982	N/A
CAMP Restricted Water Connection Reserve	10,967,726	2.140%
LAIF Restricted Insurance Reserve	6,009,079	2.063%
US Bank - 2008B Debt Service Accounts	2,571,849	1.560%
US Bank - 2010A Debt Service Accounts	39	-0.310%
US Bank - 2017A Debt Service Accounts	684	0.300%
US Bank - Pre-Investment Money Market Account	663,989	1.560%
Citizens Business Bank - Demand Account	312,651	N/A
Citizens Business Bank - Workers' Compensation Account	51,440	N/A
Other Accounts*	2,250	N/A
Escrow Account	1,030,578	N/A
<b>Total Restricted/Transitory/Other Accounts</b>	<b>\$94,581,649</b>	
<b>Average Yield of Other Accounts</b>		<b>2.024%</b>
<b>Total Agency Directed Deposits</b>	<b>\$223,656,903</b>	

\*Petty Cash

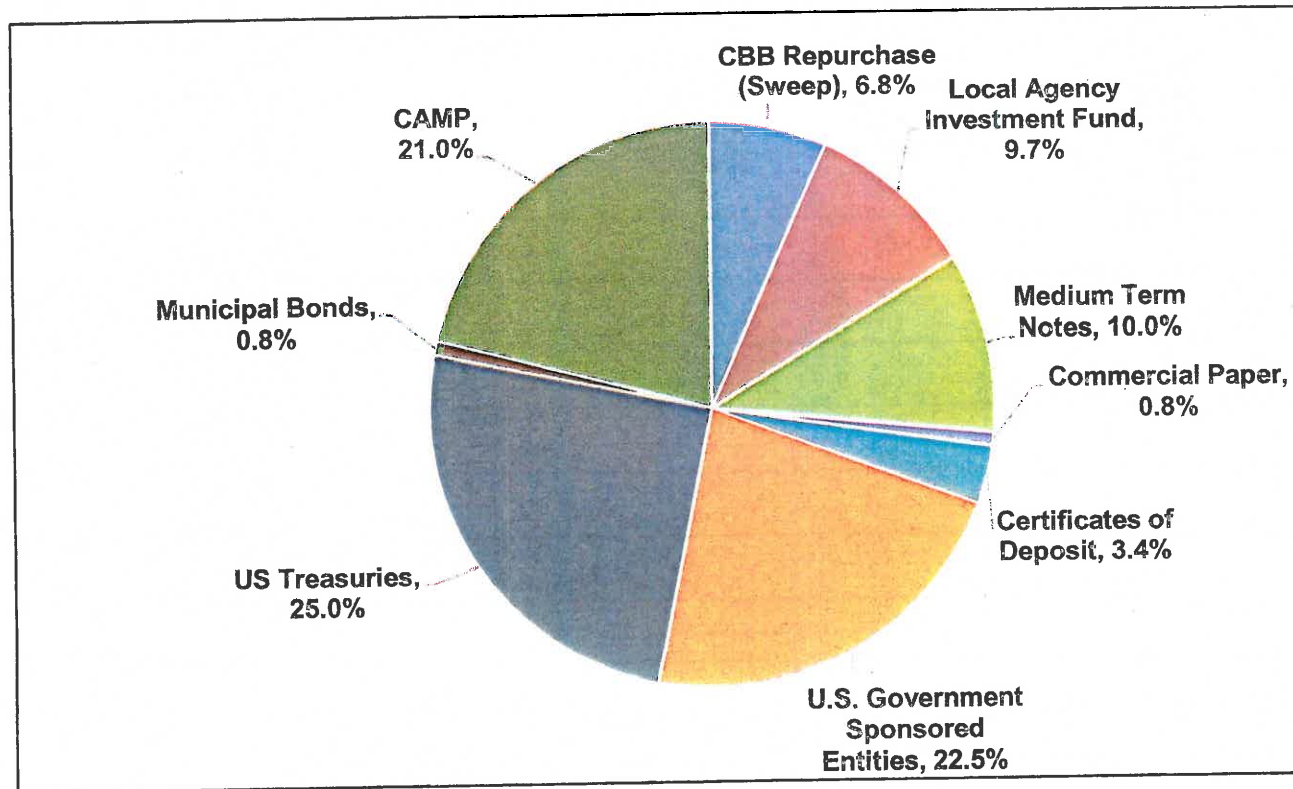
**Inland Empire Utilities Agency**  
**Treasurer's Report of Financial Affairs**  
For the Month Ended September 30, 2018  
Agency Investment Portfolio (Net of Escrow Accounts)  
\$222,626,325



**Inland Empire Utilities Agency**  
**Treasurer's Report of Financial Affairs**  
For the Month Ended September 30, 2018  
U.S. Government Sponsored Entities Portfolio  
**\$29,048,274**

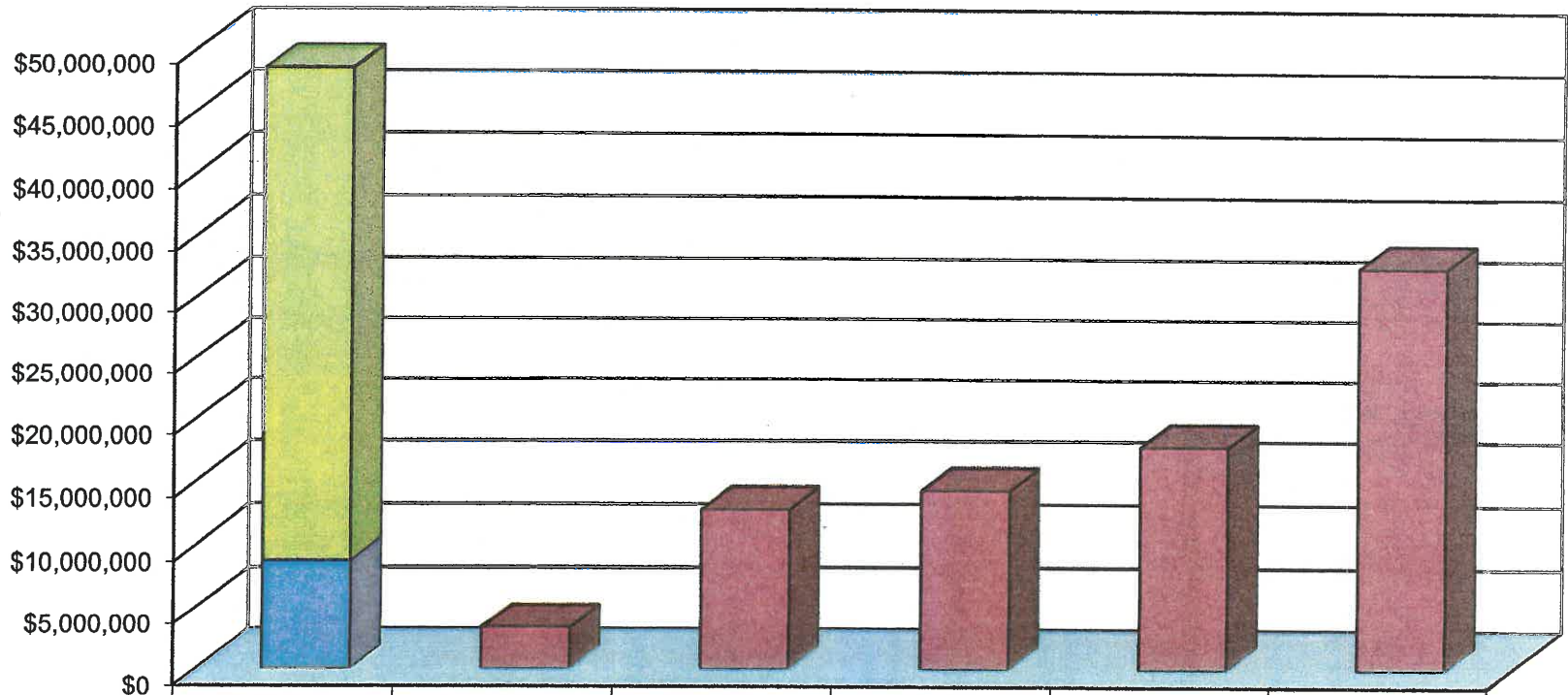


**Inland Empire Utilities Agency**  
**Treasurer's Report of Financial Affairs**  
For the Month Ended September 30, 2018  
Unrestricted Agency Investment Portfolio  
**\$129,075,254**



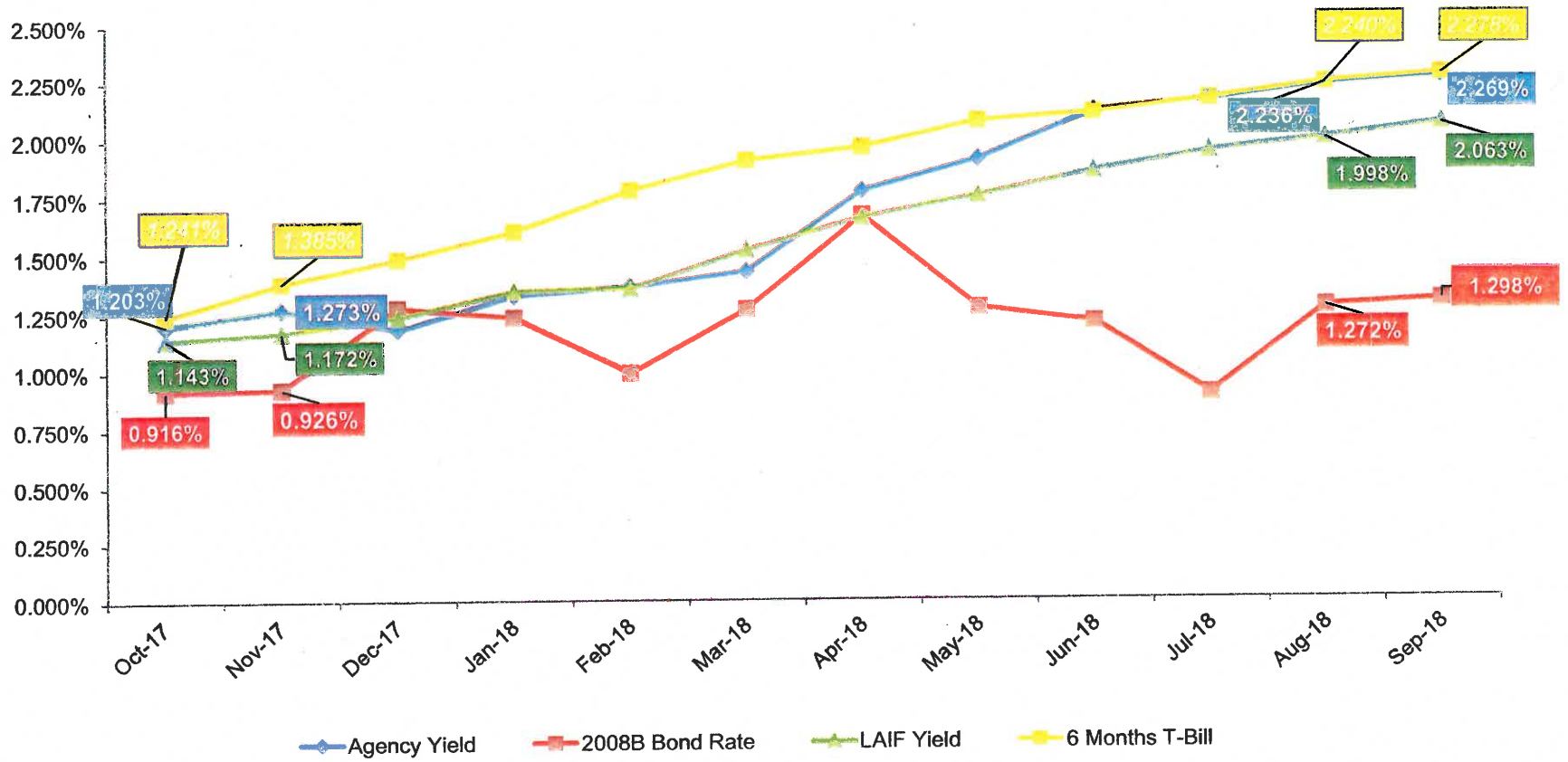


**Inland Empire Utilities Agency**  
**Treasurer's Report of Financial Affairs**  
For the Month Ended September 30, 2018  
**Agency Investment Portfolio Maturity Distribution (Unrestricted)**  
**\$129,075,254**



	0-30 Days	31-180 Days	181-365 Days	366-730 Days	2 to 3 Years	Over 3 Yrs
■ LAIF+CAMP	\$39,671,350					
■ CBB Repurchase (Sweep)	\$8,726,009					
■ GSE+CD+MTN+MUNI	\$0	\$3,343,636	12,743,462	14,254,111	17,762,803	32,573,883
□ Percent	37.5%	2.6%	9.9%	11.0%	13.8%	25.2%

**Inland Empire Utilities Agency**  
**Treasurer's Report of Financial Affairs**  
 For the Month Ended September 30, 2018  
 Agency Investment Portfolio Yield Comparison



**INFORMATION  
ITEM**

**5H**

---

**Date:** November 21, 2018

**To:** The Honorable Board of Directors

**From:** Halla Razak, General Manager

**Committee:** Community & Legislative Affairs

HRK

11/14/18

**Executive Contact:** Kathy Besser, Executive Manager of Ext. Aff. & Policy Dev./AGM

**Subject:** Public Outreach and Communication

---

**Executive Summary:**

This is an informational item that provides highlights of the External Affairs team's monthly outreach, education and communication programs and updates.

- November 3, Solar Cup Boat Building Workshop, Three Valleys MWD, 1021 E. Miramar Avenue, Claremont
- November 7, Rotary Club of Upland Meeting (IEUA staff to present on Water Softener Removal Rebate Program), Landecena Community Center, 1325 E. San Bernardino Road, Upland, 12:00 p.m.
- December 13, IEUA's Water Association Leadership Breakfast (Keynote: Jim Green – MWD Group Manager of Water System Operations), DoubleTree Hotel, 222 North Vineyard Avenue, Ontario, 91764, 7:30 a.m. - 9:00 a.m.

Agency staff has finalized the renewable energy video short.

To date, 55 schools have made reservations to participate in the Water Discovery Program for School Year 18/19.

---

**Staff's Recommendation:**

This is an informational item for the Board of Directors to receive and file.

---

**Budget Impact:** N    *Budgeted (Y/N):* N    *Amendment (Y/N):* N    *Requested Amount:*

*Account/Project Name:*

*Fiscal Impact (explain if not budgeted):*

**Prior Board Action:**

N/A

---

**Environmental Determination:**

Not Applicable

---

**Business Goal:**

IEUA is committed to providing a reliable and cost-effective water supply and promoting sustainable water use throughout the region.

IEUA is committed to enhancing and promoting environmental sustainability and the preservation of the region's heritage.

---

**Attachments:**

Attachment 1 - Background

---

## Background

---

Subject: Public Outreach and Communication

---

### November

- November 3, Solar Cup Boat Building Workshop, Three Valleys MWD, 1021 E. Miramar Avenue, Claremont
- November 7, Rotary Club of Upland Meeting (IEUA staff to present on Water Softener Removal Rebate Program), Landecena Community Center, 1325 E. San Bernardino Road, Upland, 12:00 p.m.

### December

- December 13, IEUA's Water Association Leadership Breakfast (Keynote: Jim Green – MWD Group Manager of Water System Operations), DoubleTree Hotel, 222 North Vineyard Avenue, Ontario, 91764, 7:30 a.m. – 9:00 a.m.
- December 19, Employee Recognition Holiday Luncheon, Los Serranos Country Club, 15656 Yorba Avenue, Chino Hills, 11:00 a.m. – 3:00 p.m.

### Media and Outreach

- Staff attended the Chino Valley Fire District's Annual Open House event on Saturday, October 13. Staff hosted a booth and gave away Agency brochures and education items. Approximately 300 people visited the booth.
- Staff ran an ad in the *Chino Champion's* Winter Connection on November 3.
- External Affairs staff is working with Agency department leads to update the Agency's external website including the incorporation of new Brown Act requirements for agenda postings.
- Staff is continuing to schedule service club presentations highlighting IEUA's Water Softener Removal Rebate Program.
- Agency staff has finalized the renewable energy video short. Next on the development short list is an Agency recruitment video that will be developed this month.
- IEUA's Executive Manager of Operations/AGM, Randy Lee, was interviewed this week by the KVCR-FM/PBS Empire Network for their Inland Empire community segment. Each month, the community submits questions of interest to the Network. The month of October's questions focused on the region's water supply and what agencies are doing to ensure that there is enough water considering development expansion, etc. Randy gave the Network team a tour of Regional Water Recycling Plant No. 5 and discussed the importance of recycled water and water-use efficiency measures. The segment will air in early November.
- October: 23 posts were published to the IEUA Facebook page, 13 posts were published to IEUA's Instagram and 23 tweets were sent on the @IEUAwater Twitter handle.
  - The top three Facebook posts, based on reach and engagement, in the month of October were:
    - 10/3: Landscape and Water Conservation Festival
    - 10/4: #ThursdayThoughts
    - 10/18: Randy Lee KVCR interview

- The top three tweets, based on reach and engagement, in the month of October were:
  - 10/10: Day Without Water
  - 10/4: #ThursdayThoughts
  - 10/10: Water Professionals Week
- The top three Instagram posts, based on reach and engagement, in the month of October were:
  - 10/18: Randy Lee KVCR interview
  - 10/10: Water Professionals Week
  - 10/3: #ThursdayThoughts

#### Education and Outreach Updates

- Staff has begun scheduling Water Discovery Field Trips. To date, 55 schools have made reservations for the current school year.
- To incorporate Halloween into the theme of the field trip scheduled on October 31, staff developed a pumpkin germinating activity.
- Solar Cup teams completed the building of their hulls at the boat building workshop on November 3.

**INFORMATION  
ITEM**

**51**



MEMORANDUM

**To: Halla Razak and Kathy Besser**

**From: Letitia White, Jean Denton, Drew Tatum, Shavenor Winters**

**Date: October 31, 2018**

**Re: October Monthly Legislative Update**

---

The House and Senate are now in recess and will return to Washington, D.C. following the midterm elections in November. While the House has been on recess the duration of October the Senate was released on Thursday, October 11 following a deal reached between Republicans and Democrats on judicial nominees.

***Appropriations and Continuing Resolution on the Agenda***

While five of the FY19 appropriations measures were signed into law before the new fiscal year began on October 1, the House and Senate must still act on the remaining seven appropriations bills before the current continuing resolution expires on December 7, 2018. Finishing the appropriations process will be at the top of the agenda for lawmakers as they return for the lame duck session.

The remaining bills include the Agriculture; Commerce-Justice-Science; Financial Services and General Government; Homeland Security; Interior-Environment; State and Foreign Operations; and Transportation, Housing and Urban Development.

Outstanding issues include:

- Homeland Security
  - Border wall funding
  - Protection for “dreamers”
  - Immigration and Customs Enforcement detainment processes
  - Asylum claims processing
- Commerce-Justice-Science
  - Russia investigation/ Special Counsel
  - Census questions regarding citizenship
  - Climate change funding at NOAA
- State and Foreign Operations
  - Foreign Aid funding
- Financial Services
  - CFPB – moving funding for the agency under the regular appropriations process
  - Funding for a “savings account” that would prevent the government from spending the money until the federal deficit is eliminated.

# *Innovative Federal Strategies* LLC

Comprehensive Government Relations

The status of the twelve annual appropriations bills is included in the table below:

Bill	Status
First Minibus Appropriations Bill including: <ul style="list-style-type: none"><li>• Energy and Water</li><li>• Legislative Branch</li><li>• Military Construction and Veterans Affairs</li></ul>	Conference Report passed by the House and Senate; signed by President Trump Friday, September 21.
Second Minibus Appropriations bill including: <ul style="list-style-type: none"><li>• Interior-Environment</li><li>• Financial Services / General Govt.</li><li>• Transportation-HUD</li><li>• Agriculture</li></ul>	Conferees met on Thursday, September 13, but no agreement has been reached. These agencies are covered by a Continuing Resolution through December 7, 2018.
Third Minibus Appropriations bill including: <ul style="list-style-type: none"><li>• Defense</li><li>• Labor, Health and Human Services</li><li>• Continuing Resolution through December 7 for all other federal agencies</li></ul>	Conference Report passed by the House and Senate; the bill was signed by the President on September 28.
Homeland Security Appropriations bill	The House and Senate Appropriations Committees have advanced the legislation out of Committee, but no floor action has been taken in either chamber. The agencies covered by these bills are funded by a Continuing Resolution through December 7 <sup>th</sup> . We are hearing that the House and Senate hope to package these spending measures together for a fourth minibus appropriations package after the November elections.
Commerce-Justice-Science Appropriations bill	
State-Foreign Operations Appropriations bill	

## ***Reconciliation Eyed to Pay for the Trump Border Wall; Trump Eyes Immigration Changes***

When Congress returns after the mid-term elections, members will have to decide whether and how to pay for President Donald Trump's proposed southern border wall.

The President is adamant that Congress support his \$5 billion request. The House has

# *Innovative Federal Strategies* LLC

Comprehensive Government Relations

appropriated that amount in its FY19 Homeland Security bill while the Senate included \$1.6 billion in their respective Homeland Security Appropriations bill.

Rep. Bradley Byrne (R-AL) has introduced legislation that would use the budget reconciliation to provide up to \$25 billion for the president's border wall plan. Under the budget reconciliation process, both the House and Senate can pass legislation that comports to the instructions provided for by a simple majority vote in both the House and Senate.

Neither chamber has passed a budget resolution this year, but House and Senate leaders could put together a shell budget for the purposes of providing reconciliation instructions for legislation to appropriate border wall funding. A budget resolution with reconciliation instructions also only requires a simple majority vote in both the House and Senate.

The question is whether that's something Republican leaders would want to pursue. The answer will likely depend in part on the outcome of next month's midterms. Lawmakers gave themselves until Friday, December 7 to pass the seven of the 12 annual appropriations bills that they did not complete before the start of fiscal 2019. That includes the Department of Homeland Security spending bill in which any wall funding would be included.

House and Senate Republicans have said they're prepared to fight for border wall funding.

Rep. Byrne's bill to use the reconciliation process to get wall funding would provide an alternative for Republicans who don't want to use the threat of a partial shutdown to try to leverage Democratic votes. The money in the trust fund should be used to construct a wall, "including physical barriers and associated detection technology, roads, and lighting," along the southern U.S. border with Mexico by January 19, 2021, the bill reads.

The authority for the trust fund will expire at the end of fiscal 2028, with any obligated funds returned to the general fund of the Treasury.

Representative Byrne's proposal is not the only legislation that has been introduced while Congress has been in recess for an extended district work period ahead of the November midterm elections. Majority Leader Kevin McCarthy (R-CA) introduced a bill on Friday, October 12 that would provide \$23.4 billion for the wall.

The legislation, the Build the Wall, Enforce the Law Act of 2018 (H.R.7059) seeks to appropriate \$23.4 billion in border security funding, of which \$16.625 billion would be for a border wall and \$6,775 billion would be for "infrastructure, assets, operations, and technology to enhance border security along the southern border of the United States. The funds for the border wall would be made available beginning in FY19, with additional funding being made available in each fiscal year through FY25. Funding for border security investment funds would be made available beginning in FY19 with additional funding being made available through FY23.

While Leader McCarthy's legislation would only require a majority vote in the House, it would require 60 votes in the Senate to overcome a filibuster.

In recent days, President Trump has also eyed changes to immigration law, saying he plans to sign an executive order ending birthright citizenship for children of non-citizens and unauthorized immigrants born in the United States. Such an order would certainly face legal challenges under the 14<sup>th</sup> Amendment to the United States Constitution.

# *Innovative Federal Strategies* LLC

Comprehensive Government Relations

In an interview with Axios, President Trump said of birthright citizenship, "It's ridiculous. And it has to end." President Trump also claimed that the United States is the only country in the world where a person comes in and has a baby, and the baby is essentially a citizen."

While many European countries require a period of residency before granting citizenship for those born to foreign parents, many countries in the Americas, including Canada, Mexico, Brazil, and Argentina, have U.S.-style birthright citizenship. Trump's remarks come a week before the November 6 midterm elections.

While an order would likely face legal challenges, Trump does have an ally in Senator Lindsey Graham (R-SC), a fierce critic of birthright citizenship. Graham said on Twitter, "Finally, a president willing to take on this absurd policy of birthright citizenship." Graham said he'd introduce legislation along the same lines as Trump's proposed order.

The Trump administration announced on October 29 it would deploy more than 5,000 troops to the southern border by the end of the week in response to the migrant caravan that originated in Central America.

## ***Conservation Fund, Lands Package Eyed for the Lame Duck***

Legislation to revive the Land and Water Conservation Fund, which benefits national treasures like Yellowstone National Park, could be incorporated into a package of land bills for passage during the lame duck session of Congress.

A public lands package, which would stitch together an array of bills that enjoy support from both parties, might be a tailor-made match for reauthorizing the fund quickly, in what is traditionally a short lame-duck period according to Senator Steve Daines (R-MT). He believes a public lands package could incorporate a permanent extension of the Land and Water Conservation Fund with other bills to address backlogged maintenance in national parks.

Senator Daines, in an October 30 letter, is urging Senate Majority Leader Mitch McConnell (R-KY), House Speaker Paul Ryan (R-WI), Senate Minority Leader Chuck Schumer (D-NY) and House Minority Leader Nancy Pelosi (D-CA) to make the Land and Water Conservation Fund and other lands measures a priority during the session, which is slated to open the week after the Nov. 6 midterm elections and end sometime before the Christmas holiday.

## ***Bureau of Reclamation Science and Technology***

The Bureau of Reclamation is providing \$3.9 million through its Science and Technology Program to address research needs associated with managing and generating power in all western states. This research uses internal expertise and experience to provide innovative solutions that can be applied throughout Reclamation for the benefit of its water and power facility managers, customers and stakeholders.

"Reclamation is addressing critical and complex issues in managing water and generating power in the western United States," Commissioner Brenda Burman said. "These research projects will help Reclamation and its partners meet the demands of western water users today and in the decades to come."

# *Innovative Federal Strategies* LLC

Comprehensive Government Relations

Research proposals were sought in five research areas:

- Water Infrastructure
- Power and Energy
- Environmental Issues with Water Delivery and Management
- Water Operations and Planning
- Developing New Supplies

Reclamation identified the research projects through a competitive call for proposals throughout the organization. The proposals were reviewed and ranked based on technical validity and relevance to Reclamation's mission. Many of these projects partner with internal and/or external entities to produce robust and comprehensive solutions. Partners include 53 different entities including from the federal government, state government, tribes, universities, private and local organizations.

## ***Trump Issues Memorandum to Speed Water Projects in the West***

President Donald Trump is directing his administration to identify ways to reduce regulatory burdens and environmental reviews for water infrastructure projects in the U.S. states of California, Idaho, Oregon, and Washington. He issued a Presidential memorandum, signed on Friday, October 19, which orders the Commerce, Interior Departments to “streamline regulatory processes,” develop a “timeline for completing compliance requirements” for major water projects, and “responsibly” expedite ongoing environmental reviews.

The Administration will expedite biological views for the Central Valley Project and the California State Water Project in California, Klamath Irrigation Project in Oregon, and the Federal Columbia River System in the Pacific Northwest. The White House plans to convene water experts and resource managers to develop action plan for improving seasonal forecasts of water availability.

## ***President Signs Opioids Bill***

President Trump has signed the massive opioids bill into law, expanding Medicaid’s reach and emphasizing medication-assisted drug abuse treatments. The legislation (H.R. 6) is a compromise reached between Republicans and Democrats after months of deliberation on how best to combat the epidemic.

The President called the final measure the “the single largest bill to combat drug crisis in our history of our country,” during a signing ceremony on Wednesday, October 24.

At the heart of the effort are \$2 billion in grants to boost treatment and overdose prevention. The funding has saved lives by helping people get treatment for their addictions, but often couldn’t be used to create an infrastructure of specialists or clinics needed to turn the tide against the outbreak of overdose deaths.

# *Innovative Federal Strategies* LLC

Comprehensive Government Relations

Still, the grants are short-term funds, leaving many hospitals and drug treatment programs wary of using them to create clinics in areas that lack them, as well as hesitant to hire permanent drug counselors or other addiction specialists, the bill's critics said.

## *The White House's Fall Regulatory Agenda*

The Trump Administration's fall regulatory agenda was released on Wednesday, October 17 and offers a window into the White House's anti-regulatory vision for the country. It's estimated to cut regulatory costs by \$18 billion.

The agenda, released each year in the spring and fall, lists all rules that agencies are actively working on and what's fallen to the back burner. There is no penalty for not meeting the listed dates, which aren't always realistic.

President Trump boasted his administration had "set a record" for removing costly, unnecessary regulations—a claim disputed by critics who said the White House wildly exaggerated savings and overlooked the benefits of many rules.

Topics of note include the Homeland Security Department adding new immigration regulations to an already lengthy list, with a new focus on immigrant investors, asylum seekers, and agricultural and seasonal guest workers, under its agenda. The Environmental Protection Agency (EPA) is pushing back its timetable for repealing a landmark Obama-era waters jurisdiction rule by at least four months in a move that might prolong confusion over how and where to implement it in the interim. The agency is now planning on finalizing this repeal in March of 2019, rather than next month as initially planned.

Other topics included financial reform, health care, and pesticides practices.

## *EPA on Peak Flows Management*

In April 2018, the Environmental Protection Agency (EPA) announced a new rulemaking to look at issues associated with the management and treatment of peak flows during wet weather events at publicly owned treatment works (POTWs) with separate sanitary sewer systems. Through this rulemaking, EPA will evaluate changes to its National Pollutant Discharge Elimination System (NPDES) regulations to establish a transparent and lasting framework to permitting peak flow management options.

On August 31, 2018, the U.S. Environmental Protection Agency (EPA) released a Federal Register Notice announcing three public listening sessions for the new rulemaking to look at issues associated with managing peak flows during wet weather events at municipal treatment plants with separate sanitary sewer systems.

EPA will hold these public listening sessions to gather input from interested members of the public on the issues and concerns about which the Agency should be aware during this rulemaking. The public listening sessions will begin with EPA providing a brief background on peak flows management issues and EPA's goals for this rulemaking. This will then be followed by an opportunity for the public to provide input on these issues. The EPA concluded its final listening session on Tuesday, October 30.

# *Innovative Federal Strategies* LLC

Comprehensive Government Relations

## ***Justice Department Challenges California***

The Justice Department is suing California over its newly enacted net neutrality law.

The department filed a lawsuit in a California federal court on Sunday, September 30 after the state's governor, Jerry Brown (D), signed the measure. The California state legislature passed its law after the Federal Communications Commission rolled back Obama-era rules governing how internet service providers should handle data traffic on their networks.

The move pits the Trump Administration against the home state of several tech giants over perhaps the most politically charged telecommunications policy issue. The case will test the extent of the FCC's authority to preempt state and local broadband regulations.

Internet service providers opposed the Obama-era rules against blocking or throttling data in most circumstances. The FCC's order rolling back those rules included language preempting state and local net neutrality regulations. The Justice Department is seeking an injunction against the California law.

"Under the Constitution, states do not regulate interstate commerce—the federal government does," Attorney General Jeff Sessions said in a statement. "Once again the California legislature has enacted an extreme and illegal state law attempting to frustrate federal policy. The Justice Department should not have to spend valuable time and resources to file this suit today, but we have a duty to defend the prerogatives of the federal government and protect our Constitutional order. "

The Justice Department alleged that provisions of California's law were preempted under the FCC order, and that the law "contributes to a patchwork of separate and potentially conflicting requirements from different state and local jurisdictions, and thereby impairs the effective provision of broadband services."

## ***President Signs Water Resources Legislation***

After the confirmation of Brett Kavanaugh to serve as an Associate Justice on the United States Supreme Court, Senate Majority Leader Mitch McConnell (R-KY) set up a procedural vote on S.3021, which contains the bipartisan, bicameral water infrastructure bill passed by the House on Thursday, September 13. The Senate is expected to begin and finalize consideration of the legislation during the week of September 8 after returning from the Columbus Day holiday. The legislation was negotiated between the Chairmen and Ranking Members of the House Transportation and Infrastructure Committee and the Senate Environment and Public Works Committee. The legislation also includes an energy title, which is a priority of the Senate Energy and Natural Resources Committee Chairwoman Lisa Murkowski (R-AK).

This is the second time this year that the House overwhelmingly passed a water resources bill, with the chamber voting 408-2 earlier this year on a narrower version of this legislation. An earlier bill advanced by the Senate Environment and Public Works Committee ran into trouble when the Congressional Budget Office found that it would cause major deficit spending problems.

# *Innovative Federal Strategies* LLC

Comprehensive Government Relations

The measure includes a two-year extension of a new Environmental Protection Agency (EPA) water loan program, which was created through the Water Infrastructure Finance and Innovation Act (WIFIA). It provides states and water utilities with highly subsidized financing to construct mega-projects such as water treatment plants or to replace lead pipes.

The bill also would have the National Academies study whether the Army Corps of Engineers should continue to be a part of the Department of Defense, or what authorities would be needed if portions of the Civil Works division were transferred to another cabinet-level department.

President Donald Trump signed the legislation into law on Friday, October 12.

## ***President Trump Takes on California Wildfires***

On Wednesday, October 17 the President seemed to threaten to withhold funding to fight wildfires in California if the state doesn't remove more "old trees" from forests. "California's a mess. We're giving billions and billions of dollars for forest fires in California," he said during a Cabinet meeting at the White House, shortly after Agriculture Secretary Sonny Perdue told him about the Forest Service's efforts to prevent fires.

"It's costing our country hundreds of billions of dollars because of incompetence in California," he said. "It's hurting our budget, it's hurting our country. And they just better get their act together."

The state has seen some of its worst and most costly fires in recent months.

California's state wildfire agency spent \$773 million fighting fires in the fiscal year that ended in June, triple the amount from just five years ago. That does not include the federal government's costs, which come from Interior Department and Forest Service firefighting and Federal Emergency Management Agency disaster funding.

President Trump has been critical in the past of California, blaming the state's wildfires on what he sees as an unwillingness to actively manage forests by removing brush and old trees and thinning the forests.

He has similarly blamed the fires on the state's decisions to let water flow out to the Pacific Ocean instead of diverting it to storage, farms or other uses. California officials have said they were not short on water for fighting fires.

## ***President Trump Signs 5-Year FAA Bill***

President Donald Trump signed legislation passed by Congress that reauthorizes federal aviation programs for five years after it passed the Senate by a vote of 93-6. The House passed the legislation in September by a vote of 398-23.



# *Innovative Federal Strategies* LLC

Comprehensive Government Relations

The legislation, H.R. 302, will overhaul some programs of the Federal Emergency Management Agency (FEMA) and reauthorize the National Transportation Safety Board and Transportation Security Administration (TSA), among other non-aviation provisions.

Senate Commerce Committee Chairman John Thune (R-SD) praised the bipartisan bill in a floor speech, saying it would “strengthen aviation, promote economic growth, enhance transportation safety and security, and improve the flying experience for the public.”

The bill to authorize programs through fiscal 2023 is the first long-term reauthorization for the Federal Aviation Administration (FAA) since 2012. That authorization expired at the end of 2015.

The legislation gives the Department of Homeland Security and the Department of Justice long-sought authority to counter threats posed by drones in certain instances. The Transportation Department will also have to coordinate with the Defense Department to streamline the deployment of systems to protect the national airspace from hostile drones.

The measure codifies a drone integration pilot program established by the Transportation Department under a 2017 presidential memorandum. The pilot program allows state, local, and tribal governments to apply to use drones for technical, regulatory, or policy reasons, in partnership with private entities. Separately, the FAA will have one year to issue new regulations allowing small drones to transport property, including for commercial purposes like deliveries.

## ***Kavanaugh Confirmed***

Judge Brett Kavanaugh, President Donald Trump's second nominee to the Supreme Court, was confirmed to the court on Saturday, October 6 with a Senate vote largely divided along party lines, 50-48. The vote occurred shortly before 4 p.m. Senator Joe Manchin (D-WV) was the only Democrat to cross the aisle and vote to confirm Kavanaugh. Senator Lisa Murkowski (R-AK) originally voted no, but asked that her vote be withdrawn as she was “pairing” her vote with Senator Steve Daines (R-MT) who was absent and would have voted yes.

The confirmation process was bitterly partisan, and disputes were exacerbated by allegations of sexual misconduct against Kavanaugh that surfaced in September. In response to the allegations, the Senate Judiciary Committee heard testimony from Kavanaugh and Dr. Christine Blasey Ford, who alleges Kavanaugh sexually assaulted her when they were in high school. Kavanaugh denies the allegation, while she has stood by her testimony.

The Senate paused the nomination process for a week so the FBI could investigate at the request of undecided Republican Senators. After reviewing the FBI report, Republicans noted that the FBI had not found any corroborating witnesses, while Democrats complained the FBI didn't look hard or long enough.

Kavanaugh took both oaths of office the same day he was confirmed, allowing he and his new law clerks to prepare to participate in oral arguments beginning October 9. The Constitutional oath of office was administered by Chief Justice John Roberts while the Judicial oath was

# *Innovative Federal Strategies*<sub>LLC</sub>

Comprehensive Government Relations

administered by retired Supreme Court Justice Anthony Kennedy, who Justice Kavanaugh replaces on the court.

**INFORMATION  
ITEM**

**5J**



**November 2, 2018**

**To:** Inland Empire Utilities Agency  
**From:** Michael Boccadoro  
Beth Olhasso  
**RE:** October Report

---

**Overview:**

Sacramento has remained quiet through October as Legislators campaigned throughout the state leading up to Election Day. After November 4, the composition of the Legislature and the Administration will start to take shape and work on policy ideas for the 2019 Legislative Session will begin to trickle out ahead of the holiday season.

The state started the new water year on October 1 with over 85 percent of the state experiencing at least abnormally dry conditions and over 20 percent of the state in severe drought conditions. California's major reservoirs remain in decent condition, most sitting around 80% of historical average for this time of year.

Southern California Edison has proposed two big new programs, totaling over \$1.3 billion, that will significantly impact electricity rates. The expenditures would be on installation of electric vehicle charging infrastructure, and wildfire grid safety and resiliency. Both funding requests are pending at the California Public Utilities Commission. SCE also recently announced they are likely responsible, at least in part, for the massive Thomas Fire from 2017 that burned large parts of Santa Barbara and Ventura Counties.

Recently, the Delta Stewardship Council (Council) spent three days hearing nine separate appeals by 26 total parties on the Department of Water Resources' (DWR) July 27<sup>th</sup> certification that the California WaterFix project is consistent with the Delta Plan. The appeals assert that in some way the project is inconsistent with the Delta Plan and that it will have a significant adverse impact on the achievement of one or both of the coequal goals. Workshops will take place in November with a ruling on the appeals expected in December.

The CPUC has opened a case to look at rate affordability across all CPUC regulated sectors, including private water and energy. The goal of the proceeding is to identify and define affordability criteria for all utility services under CPUC jurisdiction. Unfortunately, the proceeding currently only addresses residential rates. A group of commercial and industrial users, that includes WCA, asked the Commission to open the proceeding up to all ratepayers. A ruling on that request is still pending.

The California Air Resources Board has voted to extend the Low-Carbon Fuel Standard (LCFS) program. New terms of the program require a 20 percent cut in the carbon intensity of gasoline and diesel by 2030 and offers some longer term guarantees for entities wishing to make alternative fuels.

Governor Brown reauthorized and extended a subsidy program for energy storage. The Self Generation Incentive Program (SGIP) will now sunset at the end of 2024, unless extended again. Much of the recent funding has gone to energy storage projects as the state works to reach its ambitious storage goals.

Restricted natural gas flows and outages in Southern California will likely increase the risk of gas and electricity price volatility this winter when natural gas demand peaks. This is a similar risk as last winter, stemming from reduced operation of the Aliso Canyon natural gas storage facility.

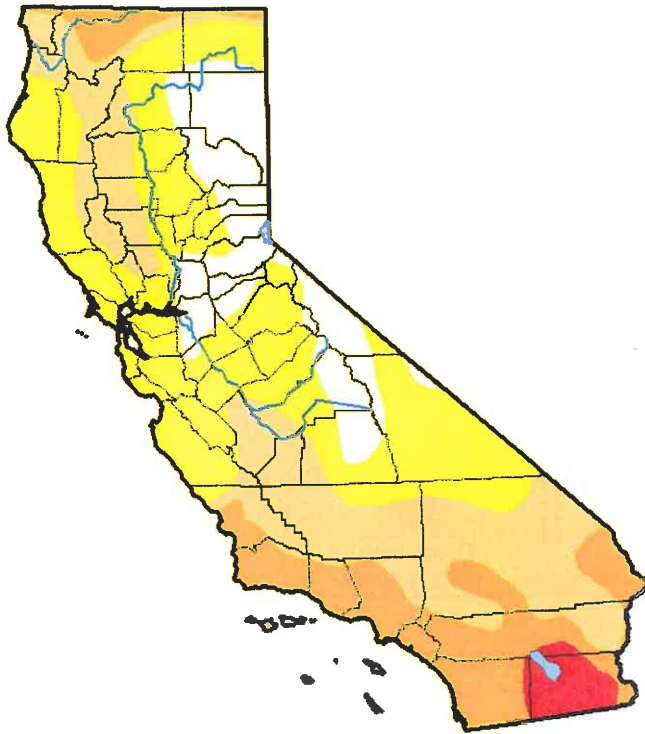
Discussions at the California Independent System Operator's (CAISO) 2018 Stakeholder Symposium focused on how to mitigate the negative effects of climate change and meet the goals of reducing greenhouse gas emissions in the changing landscape. Creating a regional electric grid was suggested by multiple parties as part of the solution. WCA and the State Water Contractors remain concerned about the price implications a regional grid could have and continue to participate in stakeholder discussions as the plan further develops.

# Inland Empire Utilities Agency Status Report – October 2018

## *California Remains Dry, but Water Storage Levels are Promising Heading Into New Water Year*

The state started the new water year on October 1 with more than 85 percent of the state experiencing at least abnormally dry conditions and more than 20 percent of the state in severe drought conditions. Forecasters have been offering contradictory predictions on whether California will have a wet or dry winter, making it difficult for water managers in the state to anticipate water supplies moving into 2019. Reservoir levels are still looking good with most reservoirs above 80 percent of normal, with Lake Oroville still remaining low from the spillway repair. Notably, San Luis Reservoir, a major storage basin for the State Water Project south of the Delta, is at 60 percent capacity and 114 percent of normal for this time of the year.

### U.S. Drought Monitor California



**October 23, 2018**

(Released Thursday, Oct. 25, 2018)

Valid 8 a.m. EDT

Drought Conditions (Percent Area)

	None	D0-D4	D1-D4	D2-D4	D3-D4	D4
Current	15.16	84.84	47.94	19.30	2.73	0.00
Last Week 10-16-2018	15.16	84.84	47.94	22.77	2.87	0.00
3 Months Ago 07-24-2018	13.82	86.18	44.73	20.75	2.77	0.00
Start of Calendar Year 01-02-2018	55.70	44.30	12.69	0.00	0.00	0.00
Start of Water Year 09-23-2018	12.18	87.82	47.97	22.82	4.94	0.00
One Year Ago 10-24-2017	77.90	22.10	8.24	0.00	0.00	0.00

**Intensity:**

- D0 Abnormally Dry
- D1 Moderate Drought
- D2 Severe Drought
- D3 Extreme Drought
- D4 Exceptional Drought

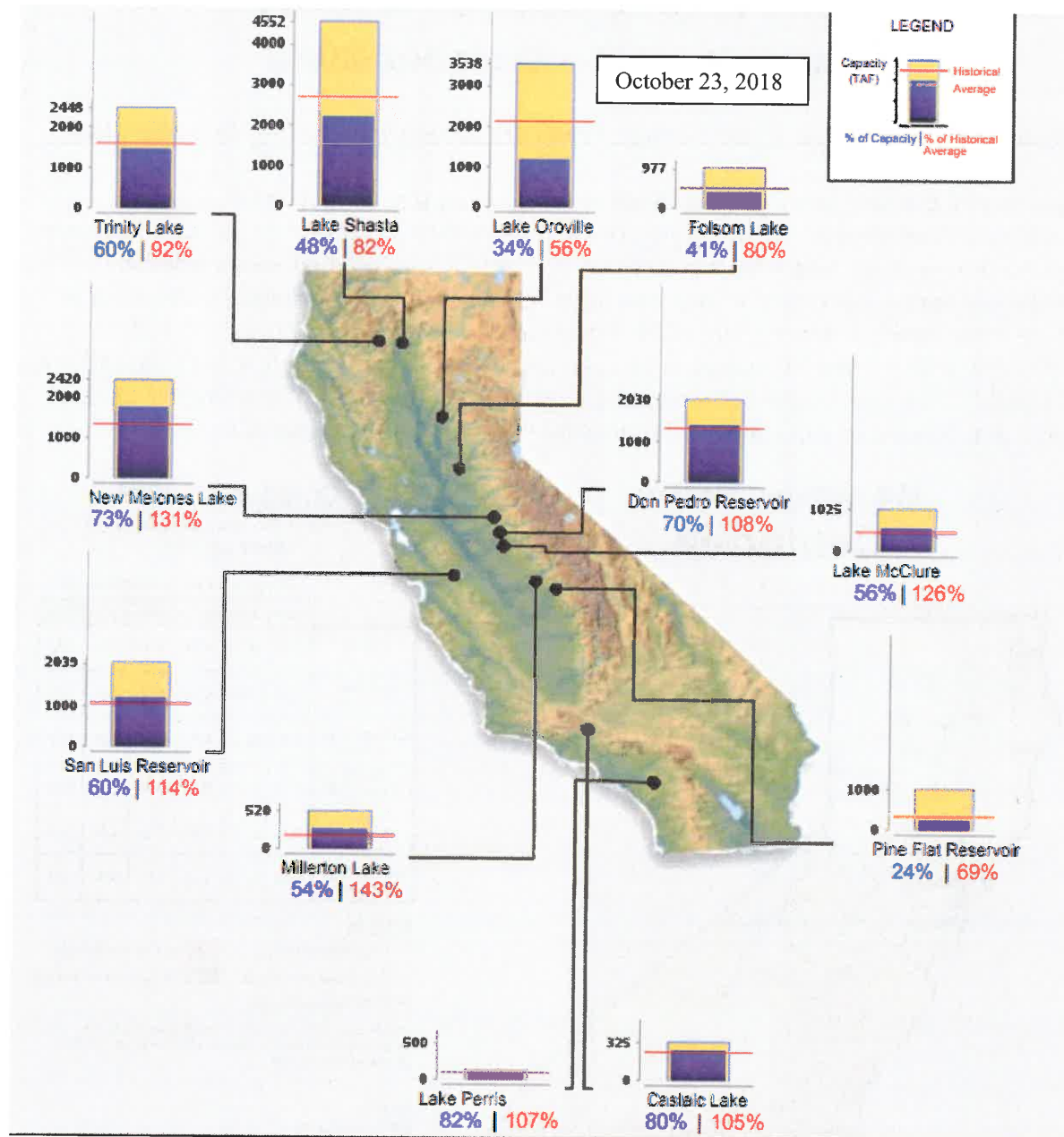
*The Drought Monitor focuses on broad-scale conditions. Local conditions may vary. See accompanying text summary for forecast statements.*

**Author:**

Eric Luebehusen  
U. S. Department of Agriculture



<http://droughtmonitor.unl.edu/>



### ***SCE Proposes Two Big New Programs***

Southern California Edison has proposed two big new programs that will significantly impact electricity rates.

The first is a **\$760 million** program for large-scale deployment of light-duty electric vehicle (EV) charging infrastructure called “Charge Ready”. The proposal before the California Public Utilities Commission (CPUC) would fund 48,000 new charging ports between 2020 and 2023. The program would accelerate light-duty EV deployment putting the state on track to reach at least 5 million EVs by 2030. The program would address one-third of the projected incremental need over the next four years, raising water pumping, and other rates. The new application

follows the CPUC's approval for SCE to spend \$342 million on medium and heavy-duty charging infrastructure earlier this year.

Stakeholders, including The Utility Reform Network (TURN) have questioned the size of the application. TURN has noted that the utility seems to be maximizing the value for shareholders, rather than customers. TURN also noted that the application fell short on accountability for achieving goals.

The second is the first of likely several proposals to reduce wildfire risk. SCE's Grid Safety and Resiliency Program would increase costs by **\$582 million** for a "holistic" slate of projects to lessen wildfire risk. Grid hardening measures proposed include replacing overhead wires with insulated line, upgrading fuses and other equipment. The proposal also includes a proposal to shut off power in extreme situations.

Some stakeholders are concerned about the significant cost this will pass onto ratepayers, specifically large energy users such as water agencies. These proposals, along with other proposals and mandates being implemented and pending at the CPUC will continue to increase electricity rates for ratepayers.

### ***Delta Stewardship Council Holds Three Days of Hearings on WaterFix***

Recently, the Delta Stewardship Council (Council) spent three days hearing appeals on the Department of Water Resources' (DWR) July 27<sup>th</sup> certification that the California WaterFix project is consistent with the Delta Plan. Following the July certification, nine different appeals from 26 parties were filed, asserting that in some way the project is inconsistent with the Delta Plan and that it will have a significant adverse impact on the achievement of one or both of the coequal goals. The appeals argued issues such as the certification being premature because the supplemental Environmental Impact Report (EIR) for the WaterFix is not final, the Delta Plan is under litigation and therefore invalid, the project is inconsistent with coequal goals and Delta Plan policies such as reduced reliance and flow criteria, and that implementing the project does not protect and enhance the Delta as an evolving place.

The Delta Reform Act of 2009 requires a state or local agency that proposes a project or other qualifying action that is covered in the Act to submit to the Council a written certification of consistency as to whether the action or project is consistent with the Delta Plan. According to DWR, the WaterFix is consistent with the Delta Plan because the fundamental purpose of the project is to make physical and operational improvements to the State Water Project (SWP) in the Delta which are necessary to restore and protect ecosystem health, water supplies of the SWP and the Central Valley Project (CVP) south of the Delta, and water quality within a stable regulatory framework – consistent with all statutory and contractual obligations. The 26 groups that disagreed included fishing, environmental and local organizations along with the City of Stockton, Sacramento Regional County Sanitation District, the Delta Counties, and the Central Delta, South Delta, and Sacramento County Water Agencies.

After three days of panel presentations from the appellants and DWR followed by public comment, the seven member Council must vote on whether or not DWR's certification is legitimate. However, three of the councilmembers recused themselves due to potential conflicts of interest. Randy Fiorini, Mike Gatto, Frank Damrell and Skip Thomson will vote on the decision, leaving the possibility for a 2-2 split. It is unclear what the recourse is for a tie vote. If



the Council sides with the appellants, the action will be remanded back to DWR. DWR would then have to submit a revised certification and resolve all appeals for the project to move forward.

The Council is not expected to make their decision until their December meeting. In the meantime, there will be a public workshop scheduled on the issue in mid-November.

### ***CPUC Opens Case on Affordability***

The CPUC has opened a case to look at rate affordability across all CPUC regulated sectors, including energy. The goal of the proceeding is to identify and define affordability criteria for all utility services, including private water agencies, under CPUC jurisdiction. Additionally, the proceeding will develop methodologies and processes to assess the impacts of affordability on individual proceedings and utility requests. Addressing the cumulative rate impacts will be important as the state moves towards renewable energy and emissions reduction goals and implements wildfire safety requirements.

Unfortunately, the proceeding currently only addresses residential rates. A group of commercial and industrial users, that includes WCA staff, asked the Commission to open the proceeding up to all types of ratepayers including commercial, industrial and water pumping. This group of large energy users and others, including support from PG&E and SCE, are concerned that if decisions are made to limit residential rates, the other rate classes will be left having to pay the difference so that the utilities can get their approved revenue requirement. A decision on including all rate classes has not been released by the CPUC.

### ***CARB Extends LCFS Program***

The California Air Resources Board has voted to extend the Low-Carbon Fuel Standard (LCFS) program. New terms of the program require a 20 percent cut in the carbon intensity of gasoline and diesel by 2030. Additionally, for the first time, hydrogen fuel and electric vehicle charging capacity will be included in the protocol. Ethanol companies have threatened to sue CARB to prevent the EV and hydrogen credits from being included in the program. Early estimates are that the changes could increase rates by 20 percent or more.

### ***Energy Storage Incentives Approved by Governor***

Governor Brown reauthorized and extended a subsidy program for energy storage. The Self Generation Incentive Program (SGIP) sunset will now be at the end of 2024. The SGIP program collects \$166 million annually and provides rebates for distributed energy resources installed on the customer side of the meter. While SGIP provides rebates for any qualified distributed energy systems, the incentives have recently largely gone to storage systems.

### ***Natural Gas Price Volatility Expected in Southern California***

Restricted natural gas flows and outages in Southern California will likely increase the risk of gas and electricity price volatility this winter when natural gas demand peaks. The warning from the Federal Energy Regulatory Commission was prompted by continued infrastructure issues in Southern California.

### ***Western Grid Regionalization Back in the News***

Discussions at CAISO's 2018 Stakeholder Symposium focused on how to mitigate the negative effects of climate change and meet the goals of reducing greenhouse gas emissions in the

changing landscape. Proponents of regionalization took advantage of the recently released Intergovernmental Panel on Climate Change's new report, which outlined the predicted effects of global warming on the climate, as reason to get more renewables on the grid and use a regional grid to balance the market. WCA has been following attempts at a legislative authorization of regionalization for the last several years. WCA has noted that there very well could be some benefits to a regional grid, but there has yet to be a proposal that outlines a process with enough detail to understand how a regional grid would affect electricity rates, or allow the state to back out of the grid once those rate effects are known. WCA has been an active participant in discussions along with the State Water Contractors, but remains concerned about a proposal without sufficient detail. It is clear that there will be another attempt at legislatively authorizing CAISO to start the process of entering into a regional grid in the 2019-2020 legislative session.

### ***Legislative Update***

With legislators away from Sacramento campaigning to keep their seats, those who remain in the city have been working on potential legislation for next year and speculating what a new administration might look like and what priorities might emerge.

While it is still a little early for serious bill language to be released, it is clear that there will be another attempt at establishing the "Safe and Affordable Drinking Water Fund." The proponents of SB 623 (Monning) have indicated that they will pick up where they left off at the end of session with an "opt-out" fee, while several statewide water organizations have proposed a few different ideas as potential alternatives. These proposals are still in preliminary stages and will continue to be worked on in the next several months.

Look for a comprehensive election recap in next month's report.

**INFORMATION  
ITEM**

**5K**



CALIFORNIA STRATEGIES, LLC

Date: November 02, 2018  
To: Inland Empire Utilities Agency  
From: John Withers, Jim Brulte  
Re: October Activity Report

---

1. This month Senator Brulte and John Withers held their monthly meeting on October 8th with the senior staff of the agency to discuss various District activities.
2. Regional Contract
  - The team has conducted four sessions on negotiations. Much discussion focused on recycled water. Gathering reports.
3. Proposition One Grant Application
  - Project received full funding of \$206.90 million.
  - Developing work plan with Sylvie Lee as lead staff.
  - Team of GEI and WSC
  - Board workshops held 10/3, planned 11/7 workshop and 11/21 Board action.
4. Chino Basin Water Bank
  - Kicked off Phase 2
  - Structure format with Watermaster
  - Storage framework draft prepared for review
5. November Elections
  - General discussion of various races and political update.

**INFORMATION  
ITEM**

**5L**

*Federal Legislation of Significance*

Bill Number	Sponsor	Title and/or Summary	Summary/Status
H.R. 8/ S.2800 (subsequently replaced by S.3021)	Rep. Bill Shuster(R-PA)/ Sen. John Barrasso (R-WY)	Water Resources Development Act/ America's Water Infrastructure Act of 2018 (America's Water Infrastructure Act of 2018)	<p>The bill authorizes proposed U.S. Army Corps of Engineers civil works activities and provides reforms to the Corps. WARDA authorizes locally driven, but nationally vital, investments in the Nation's water resources infrastructure. It strengthens economic growth and competitiveness, helps move goods throughout the country and abroad, and protects our communities. The legislation passed the House on June 6, 2018 by a vote of 408 to 2. It was received in the Senate and placed on the Senate Legislative Calendar under General Orders.</p> <p>The Senate version of the bill, America's Water Infrastructure Act of 2018 was introduced in May 8, 2018. The legislation was marked and reported favorably out of committee on Tuesday, May 22, 2018. Senator Barrasso filed a written report to accompany the bill on July 10, 2018.</p> <p>Since the Senate was unable to pass its own legislation, the House and Senate pre-conferenced legislation in a bipartisan manner, which was passed the House as a substitute amendment to S. 3021. It passed the Senate on October 10, 2018, and was signed by President Trump on October 23, 2018 (Public Law 115-270)</p>
H.R.5895	Rep. Mike Simpson (R-ID)	Fiscal 2019 Energy and Water Development, Legislative Branch, and MilCon-VA Appropriations "Minibus"	<p>Provides FY2019 appropriations for U.S. Army Corps of Engineers civil works projects, the Department of the Interior's Bureau of Reclamation, the Department of Energy (DOE), and independent agencies such as the Nuclear Regulatory Commission. The legislative branch section, would provide additional funds for the Office of Compliance for training and higher caseloads. The office handles workplace protection complaints for the legislative branch. It also would block the automatic cost-of-living increase for members of Congress. The legislation would also appropriate funding for military construction and the Department of Veteran's Affairs.</p> <p>The legislation was passed in both the House and the Senate and was conferenced to reconcile discrepancies. It became Public Law (PL-115-244) on September 21, 2018.</p>
H.R. 6147	Rep. Ken Calvert (R-CA)	Fiscal 2019 Interior-Environment, Financial Services	<p>The legislation includes funding for the Department of the Interior, the Environmental Protection Agency (EPA), the Forest Service, the Indian Health Service, and various independent and related agencies. These funds are targeted to</p>

		Appropriations "Minibus"	<p>important investments in the nation's natural resources, including \$3.4 billion for the Department of the Interior and U.S. Forest Service to prevent and combat devastating wildfires.</p> <p>The legislation also contains several policy provisions Republicans say will "rein in unnecessary regulations at the EPA and other agencies." The Financial Services bill would provide funding for the United States Department of the Treasury, as well as the United States federal courts, the Executive Office of the President of the United States,</p> <p>The legislation was passed in both the House and Senate and both chambers are conferencing together in order to reconcile discrepancies between each chamber's version. Since the final conference report has not been finalized. The agencies funded by the legislation will be funded under a continuing resolution through December 7, 2018.</p>
H.R. 5609	Rep. Keith Ellison (D-MN)	Water Affordability, Transparency, Equity, and Reliability Act of 2018	<p>The legislation would establish a trust fund to provide for adequate funding for water and sewer infrastructure, and for other purposes.</p> <p>The bill was referred to the Subcommittee on Commodity Exchanges, Energy, and Credit on Tuesday, May 22, 2018 and no further action has been taken.</p>
H.R. 5003	Rep. Randy Hultgren (R-IL)	To amend the Internal Revenue Code of 1986 to reinstate advance refunding bonds	<p>The legislation was referred to the House Committee on Ways and Means on Tuesday, February 13, 2018 and no further action has been taken.</p>
H.R.4902/ S. 2364	Rep. John Katko (R-NY)/ Sen. John Boozman (R-WY)	Securing Required Funding for Water Infrastructure Now Act	<p>The legislation would amend the Water Infrastructure Finance and Innovation Act of 2014 to provide to State infrastructure financing authorities additional opportunities to receive loans under that Act to support drinking water and clean water State revolving funds to deliver water infrastructure to communities across the United States.</p> <p>The bill was referred to the Subcommittee on Water Resources and Environment on January 31, 2018, and the Subcommittee on Environment on February 2, 2018. No further action has been taken.</p> <p>The Senate version of the bill, which would amend WIFIA in the same manner, was introduced on Tuesday, January 30, 2018 and was referred to the Committee on Environment and Public Works.</p>

S.2329	Sen. John Hoeven (R-ND)	Water Infrastructure Finance and Innovation Reauthorization Act of 2018	<p>This measure is designed to spur investments in water project development across the nation by supplementing federal funding of water infrastructure projects — including wastewater treatment, flood control and storm water management — with long-term, low-cost loans and loan guarantees, reauthorize and amend the Water Infrastructure Finance and Innovation Act of 2014, and double the Environmental Protection Agency’s fiscal year 19 WIFIA authorization to \$90 million and extend the program for five years, through 2024.</p> <p>The legislation was introduced Tuesday, January 23, 2018 was referred to the Committee on Environment and Public Works.</p>
H.R.4492	Rep. Brian Mast (R-FL)	Water Infrastructure Finance and Innovation Reauthorization Act of 2017	<p>H.R. 4492 is a companion bill to S.2329 and would spur investments in water project development across the nation by supplementing federal funding of water infrastructure projects.</p> <p>This bill was introduced Thursday, November 30, 2017, and was referred to the Subcommittee on Water Resources and Environment, and the Subcommittee on the Environment.</p>
H.R. 5127	Rep. Grace Napolitano (D-CA)	Water Recycling Investment and Improvement Act	<p>The legislation would assist water agencies with the expansion, planning, designing, and building of water recycling plants and modernizing water infrastructure by making changes to the WIIN Act Title XVI water recycling and reuse program by removing the requirement of funding projects that are in drought or disaster areas, increasing the authorization from \$50 million to \$500 million, making the program permanent rather than sun-setting in 2021, and taking away the requirement that the projects need to be designated in an appropriations legislation.</p> <p>The bill was introduced on Tuesday, February 27, 2018, and was referred to the Subcommittee on Water Resources and Environment, and the Subcommittee on Water, Power, and Oceans.</p>
H.R. 3711	Reps. Lamar Smith (R-TX)/Ken Calvert (R-CA) /Bob Goodlatte (R-VA)	Legal Workforce Act	<p>A bill that would require all U.S. employers to use the E-Verify electronic employment verification system. The requirement would be phased over a two-year period, starting with the largest employers. The agriculture industry would have an additional six months (or 30 months total) to come into compliance.</p> <p>H.R. 3711 was referred to the Committee on the Judiciary, and in addition to the Committees on Ways and Means, and Education and the Workforce on Friday, September 8<sup>th</sup>. On Wednesday, September 27<sup>th</sup>, H.R.3711 was referred to Judiciary Subcommittee on Immigration and Border Security. Judiciary Committee Consideration and Mark-up Session was held on Wednesday, October 25<sup>th</sup>. H.R.</p>



			3711 was ordered and reported (amended) by the yeas and nays: 20-10 on October 25, 2017.
H.R. 23	Rep. David Valadao (R-CA)	Gaining Responsibility on Water Act of 2017	<p>Among other things the legislation would require regulators to comply with the Bay-Delta Accord and make changes to the state's Central Valley and State Water projects and streamline permitting processes. The bill included provisions from multiple other bills previously passed by the House that sought to increase the flow of water to areas of California that have experienced drought over the past five years. The measure was referred to the House Committee on Natural Resources and the Committee on Agriculture.</p> <p>By a vote of 230-190, the House passed H.R. 23, as amended, on July 12, 2017. H.R. 23 was received in Senate, read twice and referred to the Committee on Energy and Natural Resources on July 18, 2017.</p>
H.R. 4/ S.1405 (replaced by H.R.302)	Rep. Bill Shuster (R-PA)/ Sen. John Thune (R-SD)	FAA Reauthorization Act of 2018/ Federal Aviation Administration Reauthorization Act of 2017	<p>Among other issues this legislation would reauthorizes the Federal Aviation Administration for five years. Among other things the FAA reauthorization funds aviation programs, Airport Planning and Development and Noise Compatibility Planning and Programs and authorizes FAA's Airport Improvement Program (AIP) account at \$3.350 billion annually for each of fiscal years 2018-2023.</p> <p>By a vote of 393 – 13, the House passed H.R.4. The Senate has received the bill and placed it on the Senate Legislative Calendar under General Orders but will likely vote to maintain the legislation through a short-term extension through October 7.</p> <p>The Senate version of the bill was favorably reported out of the Committee on Commerce, Science, and Transportation on May 5, 2018 and was then placed on the Senate Legislative Calendar.</p> <p>Since the Senate was unable to pass its own legislation, the House and Senate pre-conferenced legislation in a bipartisan manner, which was passed the House as a message / substitute amendment to H.R. 302. The Senate passed a short-term reauthorization that was passed by the House that allowed for an additional week to pass the 5-year authorization. H.R. 302 was passed by the Senate 93-6 on October 3, 2018. It was signed by President Trump on October 4, 2018 and became Public Law 115-254.</p>

H.R. 1663	Rep. Grace Napolitano (D-CA) / Rep. Rob Wittman (R-VA)	Water Resources Research Amendments Act	<p>This legislation would extend a Federal-State partnership aimed at addressing state and regional water problems, promoting distribution and application of research results, and providing training and practical experience for water-related scientists and engineers. H.R. 1663 would authorize \$9,000,000 annually over five years for grants to water resources research institutes and require two-to-one matching with non-federal funds. It would also promote exploration of new ideas, expand research to reduce energy consumption, and bolster reporting and accountability requirements.</p> <p>The bill has been introduced in the House Committee on Natural Resources and referred to the Subcommittee on Water, Power and Oceans on March 27, 2017.</p>
H.R. 497/ S.357	Rep. Paul Cook (R-CA)/ Sen. Dianne Feinstein (D-CA)	Santa Ana River Wash Plan Land Exchange Act	<p>This bill directs the Department of the Interior: (1) to quitclaim to the San Bernardino Valley Water Conservation District in California approximately 327 acres of identified federal land administered by the Bureau of Land Management, and (2) in exchange for such land, to accept from the Conservation District a conveyance of approximately 310 acres of its land.</p> <p>On April 27<sup>th</sup> H.R. 497 passed through the House Natural Resources Committee by unanimous consent and was scheduled for the House Floor Consideration on June 2<sup>nd</sup>.</p> <p>This bill was passed by the House on June 27<sup>th</sup> by a vote of 424-0. The bill was referred to the Senate Committee on Energy and Natural Resources on June 28<sup>th</sup> and no further action has been taken.</p> <p>The Senate Environment and Public Works Committee held a hearing on S. 357 on July 26, 2017. On May 15, 2018 the Senate Committee on Energy and Natural Resources ordered H.R. 497 to be reported without amendment favorably.</p> <p>On August 15, 2018 Senator Murkowski from the Senate Committee on Energy and Natural Resources filed a written report to accompany H.R. 497.</p>
S. 32 / H.R. 857	Sen. Dianne Feinstein (D-CA) / Rep. Paul Cook (R-CA)	California Desert Protection and Recreation Act / California Off-Road Recreation and Conservation Act	<p>This bill would designate important wilderness in the California desert and protect lands for recreation, wildlife and tourism. Aspects of the bill include:</p> <ul style="list-style-type: none"> <li>• Mandate study and protection of Native American cultural trails along the Colorado River.</li> <li>• Designate 230,000 acres of additional wilderness area between the Avawatz Mountains near Death Valley to Imperial County's Milpitas Wash.</li> <li>• Add 43,000 acres to Death Valley and Joshua Tree national parks.</li> </ul>

			<ul style="list-style-type: none"> <li>• Create a 75,000-plus acre special management area at Imperial County’s Vinagre Wash.</li> <li>• Designate Inyo County’s Alabama Hills as a National Scenic Area.</li> <li>• Prohibit new mining claims on 10,000 acres in Imperial County considered sacred by the Quechan Tribe.</li> </ul> <p>Additionally, the bill protects 140,000 acres of existing off-road vehicle riding areas from mining, energy development, military base expansion or other decisions that would close them to vehicle use.</p> <p>The Senate Committee on Energy and Natural Resources, Subcommittee on Public Lands, Forests and Mining held a hearing on S.32 on July 26, 2017. On October 2, 2018 the Committee on Energy and Natural Resources ordered S. 32 to be reported with an amendment in nature of a substitute favorably.</p> <p>H.R. 857, California Off-Road Recreation and Conservation Act, is a similar bill and largely aims to address similar issues. As the House has passed Congressman Cook’s bill, staff from the House and Senate are attempting to work on a path forward. The Senate received the bill and on October 2, 2018 the Committee on Energy and Natural Resources ordered H.R. 857 to be reported with an amendment in nature of a substitute favorably.</p> <p>The next steps will likely consist of conferencing the two pieces of legislation together to consolidate and create a pathway forward for final passage and enactment.</p>
H.R. 2510	Rep. Peter DeFazio (D-OR)	Water Quality Protection and Job Creation Act of 2017	<p>This bill would amend the Federal Water Pollution Control Act to authorize appropriations for State water pollution control revolving funds.</p> <p>This bill was introduced on May 19, 2017 and was referred to the Subcommittee on Water Resources and Environment.</p>
H.R. 1654	Rep. Tom McClintock (R-CA)	Water Supply Permitting Coordination Act	<p>This bill would allow water project sponsors the opportunity to use an expedited permitting process for new or expanded surface non-federal storage facilities through the Bureau of Reclamation, which would be the lead and central agency coordinating the review process.</p> <p>The House Natural Resources Committee approved the bill by a vote of 24-16 on April 27. The House Rules Committee on June 20<sup>th</sup> dictated final amendments for passage on the House Floor; this bill passed the House on June 22 by a vote of 233-</p>

			180. H.R. 1654 was referred to the Senate Committee on Energy and Natural Resources on June 26 and no further action has been taken.
H.R. 6804	Rep. Brian Babin (R-TX)/ Rep. Terri Sewell (D-AL)	Onsite Wastewater Recycling Efficiency Act	<p>This bill would allow for the provision of information and resources to fully use decentralized wastewater systems in the United States to provide affordable wastewater recycling and treatment.</p> <p>This bill was introduced on September 13, 2018 and referred to the Subcommittee on Water Resources and Environment (Transportation and Infrastructure) on September 14, 2018. It was referred to the Subcommittee on Commodity Exchanges, Energy, and Credit (Agriculture).</p>
S. 3342/ H.R. 7050	Sen. Cory Booker (D-NJ) / Rep. Jim Clyburn (D-SC)	Housing, Opportunity, Mobility, and Equity Act of 2018	<p>This bill would require Community Development Block Grant recipients to develop a strategy to support inclusive zoning policies and would allow for a credit to support housing affordability.</p> <p>This is an identical bill that was introduced in both the House and the Senate. The Senate version was introduced on August 1, 2018 and referred to the Committee on Finance. The House version was introduced on October 9, 2018 and was referred to the Committees on ways and Means and Financial Services.</p>
H.R. 4921	Rep. Paul Mitchell (R-MI)	STB Information Security Improvement Act	<p>This bill requires the Surface Transportation Board (STB) to develop a timeline and plan to implement the recommendations of the Inspector General of the Department of Transportation in Report No. FI2018002 concerning information security. The STB must report annually to the House Committee on Transportation and Infrastructure and the Senate Committee on Commerce on progress in implementing the recommendations until the implementation is complete.</p> <p>This bill was passed by the House as a voice vote on April 10, 2018 and passed in the Senate on October 1, 2018. It was signed by President Trump on October 16, 2018 and became Public Law 115-269.</p>

**INFORMATION  
ITEM**

**5M**

---

**Date:** November 21, 2017

**To:** The Honorable Board of Directors

**From:** Halla Razak, General Manager

**Committee:** Community & Legislative Affairs

HHK

11/14/17

**Executive Contact:** Kathy Besser, Executive Manager of Ext. Aff. & Policy Dev./AGM

**Subject:** 2017/18 Legislative Wrap-Up

---

**Executive Summary:**

The 2017/18 State legislative session came to an end on the evening of August 31, 2018. Governor Brown had until September 30, 2018 to take action on any bills passed by the Legislature.

Following the guidelines set forth in IEUA's 2017/18 legislative policy principles, IEUA took support positions on a total of eight bills, opposed a total of 12 bills, and watched numerous others throughout the session. Of the 12 bills IEUA opposed, only one made it to the Governor for his approval. SB 998 by Senator Dodd regarding the discontinuation of residential water service was signed by Governor Brown. Only two of the eight bills that IEUA supported in this session were unsuccessful. Unfortunately, Eastern Municipal Water District's bill that created a Small System Water Authority (AB 2050) was vetoed by the Governor and SB 740 regarding onsite treated water died in Senate Appropriations.

---

**Staff's Recommendation:**

This is an informational item for the Board of Directors to receive and file.

---

**Budget Impact:** <sup>N</sup> *Budgeted (Y/N):* <sup>N</sup> *Amendment (Y/N):* <sup>N</sup> *Requested Amount:*

*Account/Project Name:*

Not Applicable

*Fiscal Impact (explain if not budgeted):*

Not Applicable

**Prior Board Action:**

Not Applicable

---

**Environmental Determination:**

Not Applicable

---

**Business Goal:**

Reviewing the State legislative matrix for 2017/18 is in line with IEUA's business practices goal of advocating for development of policies, legislation and regulations that benefit the region.

---

**Attachments:**

Attachment 1 - IEUA State Legislative Matrix for 2017/18

Attachment 2 - MWD State Legislative Matrix for 2017/18

# IEUA Bill Matrix

Last Updated 10-11-18

Year	IEUA Action	Bill No.	Author	Bill Name	Final Status
2017	<u>Support</u>	<u>AB 574</u>	Quirk (D-Hayward)	Potable Reuse	Law 10-6-17
2017	<u>Oppose</u>	<u>SB 49</u>	de León (D- Los Angeles)	California Environmental, Public Health and Workers Defense Act of 2017	Dead
2017	<u>Support</u>	<u>SB 231</u>	Hertzberg (D-Van Nuys)	Sustainable Local Agency Funding	Law 10-6-17
2017	<u>Support</u>	<u>SB 740</u>	Wiener (D- San Francisco)	Onsite Treated Water	Dead
2017	<u>Oppose</u>	<u>AB 1000</u>	Friedman (D-Glendale)	Water Conveyance	Dead
2017	<u>Oppose</u>	<u>AB 791</u>	Frazier (D-Discovery Bay)	Sacramento-San Joaquin Delta: State Water Project and federal Central Valley Project: new conveyance facility.	Dead
2017	<u>Oppose</u>	<u>AB 792</u>	Frazier (D-Discovery Bay)	Sacramento-San Joaquin Delta: Delta Stewardship Council	Dead
2017	<u>Oppose</u>	<u>AB 793</u>	Frazier (D-Discovery Bay)	Sacramento-San Joaquin Delta: financing	Dead



## IEUA Bill Matrix

Year	IEUA Action	Bill No.	Author	Bill Name	Final Status
2018	<u>Support</u>	<u>SB 5</u>	de León (D- Los Angeles)	Water Bond	Passed on the primary ballot on June 5, 2018
2018	<u>Support</u>	<u>SB 606</u>	Hertzberg (D- Van Nuys)	Water Management Planning	Signed by the Governor
2018	<u>Support</u>	<u>AB 1668</u>	Friedman (D- Glendale)	Water Management Planning	
2018	<u>Oppose</u>	<u>AB 1876</u>	Frazier (D- Discovery Bay)	Sacramento-San Joaquin Delta: Delta Stewardship Council	Dead
2018	<u>Support</u>	<u>SB 2050</u>	Caballero (D- Salinas)	Small System Water Authority Act of 2018	Vetoed
2018	<u>Support</u>	Water Bond	Jerry Meral	<u>Water Supply and Water Quality Act of 2018</u>	General Election Ballot in Nov. '18
2018	<u>Oppose</u>	<u>AB 2697</u>	Gallagher (R- Chico)	Idled Ag Land and Water Transfers	Dead
2018	<u>Oppose</u>	<u>SB 998</u>	Dodd (D-Napa)	Discontinuation of residential water service: urban and community water systems	Signed by the Governor
2018	<u>Oppose</u>	<u>AB 3045</u>	Gallagher (R- Chico)	SWP Commission	Dead
2018	<u>Oppose</u>	<u>SB 623</u>	Monning (D- Carmel)	Water quality: Safe and Affordable Drinking Water Fund	Dead
2018	<u>Watch</u>	<u>Budget Trailer Bill</u>	Administration	Water quality: Safe and Affordable Drinking Water Fund	Dead
2018	<u>Oppose</u>	<u>SB 120</u>	Roth (D- Riverside)	Water conveyance: use of facility with unused capacity	Dead
2018	<u>Oppose</u>	<u>SB 845</u>	Monning, (D- Carmel)	Safe and Affordable Drinking Water Fund	Dead

**Metropolitan Water District of Southern California State Legislation Matrix 10/1/2018**

<b>Bill Number Author</b>	<b>Amended Date; Location</b>	<b>Title</b>	<b>MWD Position</b>
<b>AB 747 Caballero (D)</b> Sponsor: Author	Amended 8/28/18  Signed by Governor on 9/22/18	<b>State Water Resources Control Board (SWRCB) - Administrative Hearing Office</b>	<b>SUPPORT</b> based upon Board-adopted legislative policy priorities dated 12/12/17
<b>AB 869 Rubio (D)</b>  Sponsor: Author	Amended 8/24/17  Held in Senate Natural Resources and Water Committee	<b>Recycled Water</b>	<b>SUPPORT IF AMENDED</b> based upon Board-adopted legislative policy priorities dated 12/12/17
<b>AB 1323 Weber (D)</b> Sponsor: San Diego County Water	Amended 5/30/17  Held in Senate Appropriations Committee	<b>Water Efficiency Targets</b>	<b>SUPPORT</b> based upon Board-adopted legislative policy priorities dated 12/12/17
<b>AB 1667 Friedman (D)</b>	Amended 7/3/17  Held in Senate Natural Resources and Water Committee	<b>Water Management Planning</b>	<b>SUPPORT IF AMENDED</b> based upon Board-adopted legislative policy priorities dated 12/12/17
<b>AB 1668 Friedman (D)</b> Sponsor: Author	Amended 5/3/18  Signed by Governor on 5/31/18 Chapter 15, Statutes of 2018	<b>Water Management Planning</b>	<b>SUPPORT</b> based upon Board-adopted legislative policy priorities dated 12/12/17
<b>AB 1876 Frazier (D)</b> Sponsor: Author	Amended 4/3/18  Assembly Water, Parks and Wildlife Committee; failed passage on 4/24/18	<b>Delta Plan</b>	<b>OPPOSE</b> based upon June 2007 Board-adopted Delta Action Plan

**Metropolitan Water District of Southern California State Legislation Matrix 10/1/2018**

<b>Bill Number Author</b>	<b>Amended Date; Location</b>	<b>Title</b>	<b>MWD Position</b>
<b>AB 2050</b> <b>Caballero (D)</b> Sponsors: Eastern MWD and CMUA	Amended 8/6/18 Vetoed by Governor on 9/28/18	<b>Small System Water Authority                      Act of 2018:</b>	<b>SUPPORT</b> as adopted by Board on 3/13/18
<b>AB 2062</b> <b>Maienschein (R)</b> Sponsor: Author	Amended 4/30/18 Signed by Governor on 8/20/18	<b>State Highways -                      Landscaping</b>	<b>SUPPORT</b> based upon Board-adopted legislative policy priorities dated 12/12/17
<b>AB 2283</b> <b>Holden (D)</b> Sponsor: Author	Introduced 2/13/18 Held in Assembly Appropriations Committee	<b>Income Tax Exclusions –                      Turf Removal Water                      Conservation Programs</b>	<b>SUPPORT</b> based upon past support of AB 2434 (Gomez), Chapter 738, Statutes of 2014
<b>AB 2543</b> <b>Eggman (D)</b> Sponsor: Author	Amended 3/13/18 Signed by Governor on 9/29/18 Chapter 918, Statutes of 2018	<b>State Agencies - Infrastructure                      Project Budget and Schedule</b>	<b>OPPOSE</b> based upon June 2007 Board- adopted Delta Action Plan
<b>AB 2545</b> <b>Gallagher (R)</b> Sponsor: California Farm Bureau Federation	Amended 5/25/18 Held in Senate Natural Resources and Water Committee	<b>Lake or Streambed                      Alteration Agreements                      (LSAA)</b>	<b>SUPPORT</b> based upon Board-adopted legislative policy priorities dated 12/12/17
<b>AB 2649</b> <b>Arambula (D)</b> Sponsor: Author	Amended 8/28/18 Held in Senate Rules Committee	<b>State Water Project: Water                      Supply Contracts</b>	<b>SUPPORT</b> based upon Board-adopted legislative policy priorities

**Metropolitan Water District of Southern California State Legislation Matrix 10/1/2018**

<b>Bill Number Author</b>	<b>Amended Date; Location</b>	<b>Title</b>	<b>MWD Position</b>
<b>AB 3045</b> <b>Gallagher (R)</b> Sponsor: Author	Amended 4/25/18  Held in Assembly Appropriations Committee	<b>Natural Resources Agency: State Water Project Commission:</b>	<b>OPPOSE</b> based upon June 2007 Board- adopted Delta Action Plan
<b>AB 3170</b> <b>Friedman (D)</b> Sponsor: Author	Amended 4/16/18  Held in Assembly Appropriations Committee	<b>Sales Tax Exemption:</b>	<b>SUPPORT</b> based upon Board-adopted legislative policy priorities dated 12/12/17
<b>SB 473</b> <b>Hertzberg (D)</b> Sponsor: Author	Amended 8/16/18  Signed by Governor on 9/10/18  Chapter 329, Statutes of 2018	<b>California Endangered Species Act (CESA):</b>	<b>SUPPORT</b> based upon Board-adopted legislative policy priorities dated 12/12/17
<b>SB 532</b> <b>Dodd (D)</b>  Sponsor: Author	Amended 8/23/18  Signed by Governor on 9/19/18  Chapter 557, Statutes of 2018	<b>Emergency Services - Cyberterrorism.</b>	<b>SUPPORT</b> based upon Board-adopted legislative policy priorities dated 12/12/17
<b>SB 579</b> <b>Galgiani (D)</b> Sponsor: Author	Amended 8/24/18  Held in Assembly Rules Committee	<b>Water Quality Control Plans - Alternative Measures</b>	<b>SUPPORT</b> based upon Board-adopted legislative policy priorities dated 12/12/17
<b>SB 606</b> <b>Hertzberg (D)</b> Sponsor: Author	Amended 5/7/18  Signed by Governor on 5/31/18 Chapter 14, Statutes of 2018	<b>Water Management Planning</b>	<b>SUPPORT</b> based upon Board-adopted legislative policy priorities dated 12/12/17

**Metropolitan Water District of Southern California State Legislation Matrix 10/1/2018**

<b>Bill Number Author</b>	<b>Amended Date; Location</b>	<b>Title</b>	<b>MWD Position</b>
<b>SB 623</b> <b>Monning (D)</b> Sponsor: Community Water Center and Western Growers Association	Amended 8/21/17  Held in Assembly Rules Committee	<b>Safe and Affordable Drinking Water Fund</b>	<b>OPPOSE UNLESS AMENDED</b> based upon Board-adopted legislative policy priorities dated 12/12/17
<b>SB 845</b> <b>Monning (D)</b> Sponsor: Brown Administration	Amended 8/22/18  Held in Assembly Appropriations Committee	<b>Safe and Affordable Drinking Water Fund</b>	<b>OPPOSE</b> based upon Board-adopted legislative policy priorities dated 12/12/17
<b>SB 919</b> <b>Dodd (D)</b> Sponsor: The Nature Conservancy	Amended 6/27/18  Held in Assembly Appropriations Committee	<b>Water Resources – Stream Gages</b>	<b>SUPPORT</b> based upon Board-adopted legislative policy priorities dated 12/12/17 and June 2007 Board-adopted Delta Action Plan
<b>SB 1301</b> <b>Beall (D)</b> Sponsor: Santa Clara Valley Water District	Amended 8/6/18  Vetoed by Governor on 9/28/18	<b>State Permitting – Processing Procedures</b>	<b>SUPPORT</b> based upon Board-adopted legislative policy priorities dated 12/12/17
<b>SB 1422</b> <b>Portantino (D)</b> Sponsor: Author	Amended 8/23/18  Signed by Governor on 9/28/18 Chapter 902 Statutes of 2018	<b>California Safe Drinking Water Act – Microplastics</b>	<b>OPPOSE</b> based upon Board-adopted legislative policy priorities dated 12/12/17

**INFORMATION  
ITEM**

**5N**



**Date:** November 21, 2018

#HR

**To:** The Honorable Board of Directors

**From:** Halla Razak, General Manager

**Committee:** Engineering, Operations & Water Resources

11/14/18

**Executive Contact:** Chris Berch, Executive Manager of Engineering/AGM

**Subject:** Regional Water Use Efficiency Programs Annual Report - FY 2017/18

---

**Executive Summary:**

Annually, the Inland Empire Utilities Agency (IEUA) prepares a comprehensive regional water use efficiency (WUE) programs report that captures all activities that occurred over the previous fiscal year. The report tracks the progress that has been made toward goals and objectives outlined in IEUA's Regional WUE Business Plan. Member agencies receive a regional WUE summary perspective as well as service area specific data and activity that provides the foundation for regulatory compliance with State WUE statutes. Moreover, the report serves as a benchmark for assessing and evaluating overall program performances for planning existing and future programs.

The Agency currently offers a suite of regional WUE programs that are designed to positively impact individual long-term behavior regarding efficient use of water. Over the last fiscal year, there were approximately 49,793 water saving technologies/services deployed throughout the service area year representing an estimated annual water savings of 383 acre-feet and a lifetime savings of 3,135 acre-feet.

---

**Staff's Recommendation:**

This is an informational item for the Board of Directors to receive and file.

---

**Budget Impact** *Budgeted (Y/N):* N *Amendment (Y/N):* N *Amount for Requested Approval:*

*Account/Project Name:*

*Fiscal Impact (explain if not budgeted):*

N/A

Full account coding (internal AP purposes only):

- - -  
- - -

Project No.:

---

**Prior Board Action:**

None.

---

**Environmental Determination:**

Not Applicable

---

**Business Goal:**

The project is consistent with IEUA's Business Goal of increasing Water Reliability by promoting water use efficiency and education to enhance water supplies within the region; and meeting the region's need to develop reliable and diverse local water resources in order to reduce dependence on imported water supplies.

---

**Attachments:**

Attachment 1 - IEUA Regional Water Use Efficiency Programs Annual Report - FY 2017/18  
<https://ieua.hostedftp.com/Cz87f4Co53a3WUL0oaUW4oI34>



# Regional Water Use Efficiency Programs Annual Report FY 2017/18



# FY 2017 – 2018 Regional WUE Priorities

- Surpassing SBX 7-7 (2009) – 20% reduction in water use by 2020
- The Model Water Efficient Landscape Ordinance (AB 1881 – MWELO)
- Making Water Conservation a California Way of Life (AB 1668/SB 606)
  - ✓ Compliance = Actual water use must be  $\leq$  Efficient Water Use Objective
  - ✓ Use water wisely
  - ✓ Eliminate Water Waste
  - ✓ Strengthen local drought resilience
  - ✓ Drought planning
- Regional WUE Business Plan (2015 – 2020)
- Compliance with WUE legislation and regulations



# FY 2017-2018

## WUE Programs - Education

- IEUA Residential Landscape Training Workshops
  - 11 residential courses conducted throughout IEUA's service area
- National Theater for Children
  - 83 Theater Performances – 21,278 K-6 students, teachers and parents reached
- Shows that Teach
  - 13 Theater Performances – 10,616 K-6 students, teachers and parents reached
- Garden-In-Every School Program
  - 12 Mini-grants awarded (\$1,000 each) to existing IEUA sponsored gardens - (Chino, Chino Hills, Fontana, Montclair, Ontario, Rancho Cucamonga, and Upland)



# FY 2017-2018 WUE Programs - Programmatic

IEUA Locally Implemented WUE Programs	Activity	Savings (AFY)
Residential Landscape Retrofit Program	108 sites (159 controllers; 2,421 Nozzles)	17
Residential Controller Upgrade Program	145 Workshop Attendees 145 controllers Installed	7
Freesprinklernozzles.com Voucher Program	157 vouchers (16,576 nozzles – Res/CII)	71
Residential Pressure Regulation Program	397 site visits, 297 PRVs replaced	47
Regional Landscape Evaluation and Audit Program	68 residential / 38 CII	30
SoCalWater\$mart.com: Residential and CII Rebates	32,462 rebates	211
<b>Total</b>		<b>383</b>

**LIFETIME SAVINGS: 3,135 AF**



# FY 2017-2018 Member Agency Support Programs

- Landscape Design Services
- Member Agency Administered Programs
- WUE Support Tools
- Organizational Dues (\$26,600)
- BMP Support Grants (\$2,000)

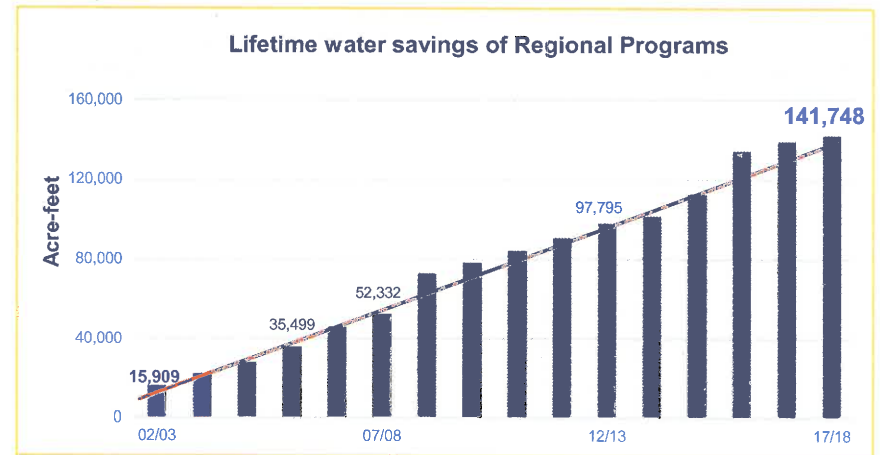


- SAWPA Grant Funded Projects
  - ESRI GIS Web Application
  - Water Meter and NAICS CII Geocoding
  - Conservation Based Rate Structure Implementation Support
  - SmartScape – Prop 84 – Round 3



# FY 2017-2018 Annual WUE Programs Summary

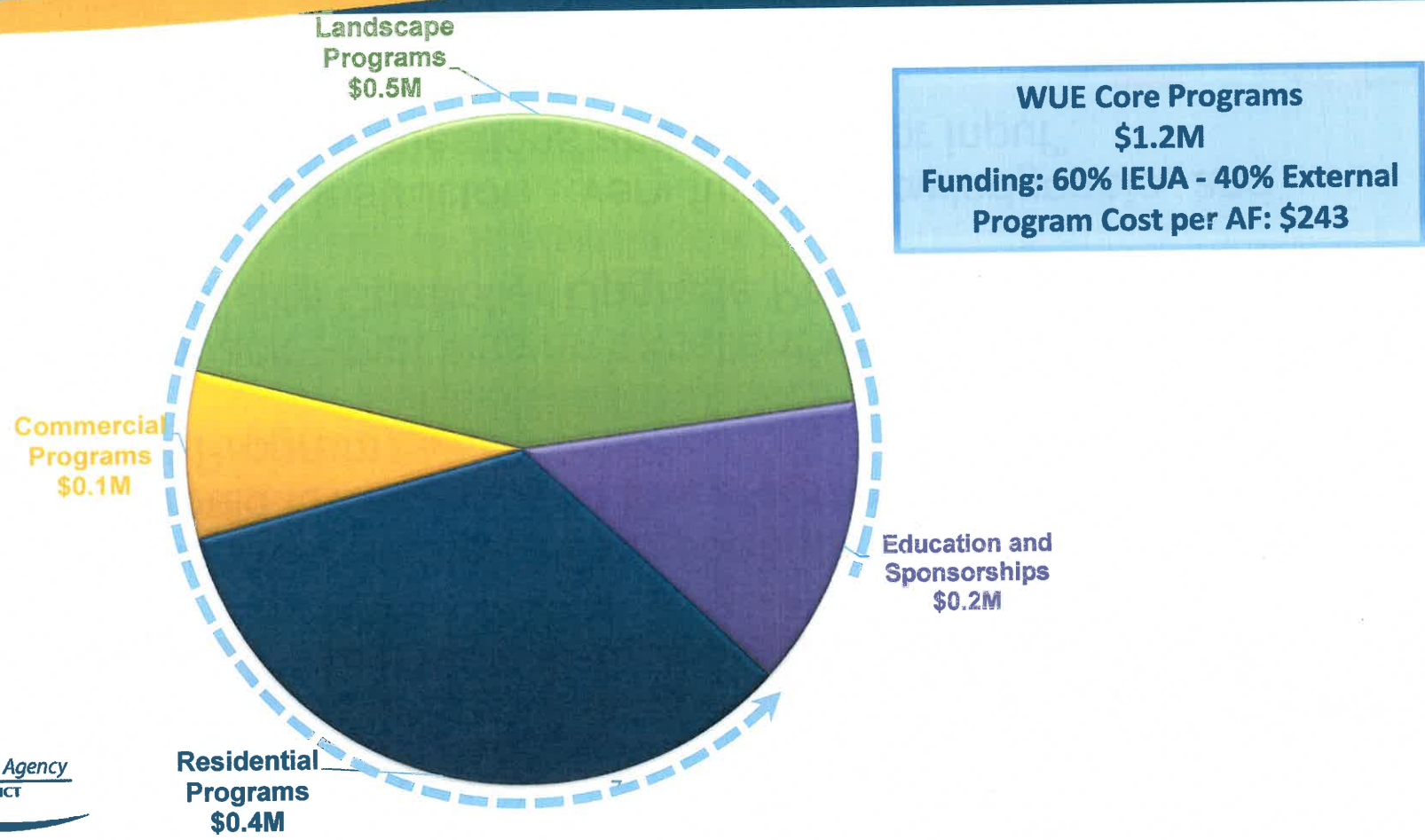
- 49,793 technologies & services
- 383 AF of annual water savings
- Lifetime water savings: 3,135 AF
- FY 2017-2018 Core Programs
  - Education
  - Programmatic
  - Member Agency Support



~141,748 AF of water has been conserved since 1992 through IEUA's water use efficiency programs



# FY 2017-2018 Water Use Efficiency Programs



# What are Customers Saying?

- “Thank you for the great service. I work for another water district and love this program. I would love to expand this program to our District. Have a great day!” (PRV Program)
- “Just a bit of feedback—that was an excellent workshop. Naturally, I’m in! Thank you”. (Small Site Controller Upgrade Program)
- “Excellent class, loved Instructor....very funny, knowledgeable, and informative, answered all questions and allowed for input”. (landscape classes)





**AGENCY  
REPRESENTATIVES'  
REPORTS**

**6A**



# S A W P A

SANTA ANA WATERSHED PROJECT AUTHORITY

11615 Sterling Avenue, Riverside, California 92503 • (951) 354-4220

## REGULAR COMMISSION MEETING TUESDAY, NOVEMBER 20, 2018 – 9:30 A.M.

### AGENDA

1. CALL TO ORDER/PLEDGE OF ALLEGIANCE (Mark Bulot, Chair)

2. ROLL CALL

3. ADMINISTER OATH OF OFFICE

- Bruce Whitaker, Commissioner from Orange County Water District
- Denis R. Bilodeau, P.E., Alternate Commissioner from Orange County Water District

4. PUBLIC COMMENTS

Members of the public may address the Commission on items within the jurisdiction of the Commission; however, no action may be taken on an item not appearing on the agenda unless the action is otherwise authorized by Government Code §54954.2(b).

5. CONSENT CALENDAR

All matters listed on the Consent Calendar are considered routine and non-controversial and will be acted upon by the Commission by one motion as listed below.

A. APPROVAL OF MEETING MINUTES: NOVEMBER 6, 2018

**Recommendation:** Approve as posted.

B. TREASURER'S REPORT – OCTOBER 2018

**Recommendation:** Approve as posted.

6. NEW BUSINESS

A. FISCAL YEAR 2017-18 REPORT ON AUDIT (CM#2018.117)

**Presenter:** Karen Williams

**Recommendation:** Review the Comprehensive Annual Financial Report (CAFR) for the Fiscal Year Ended June 30, 2018, which includes the Report on Audit prepared by Teaman, Ramirez & Smith, Inc.: (1) Accept the CAFR, including the Report on Audit as prepared by Teaman, Ramirez & Smith, Inc.; (2) Direct staff to file the Report with the respective government agencies as required by law; and, (3) Direct staff to submit the CAFR, with any necessary changes, for the Certificate of Achievement for Excellence in Financial Reporting Award.

**B. AWARD OF CONTRACT FOR STATE ADVOCACY AND LOBBYING SERVICES (CM#2018.118)**

**Presenter:** Larry McKenney

**Recommendation:** Approve award of contract to West Coast Advisors to provide advocacy and lobbying services in Sacramento for a period of two (2) years in an amount not to exceed \$235,000, with an option for two (2) additional years in an amount not to exceed \$240,000.

**C. ADOPT RESOLUTION NO. 2018.11 IN RECOGNITION OF OUTGOING COMMISSIONER THOMAS P. EVANS**

**Presenter:** Rich Haller

**Recommendation:** Adopt Resolution No. 2018.11 in recognition of outgoing Commissioner Thomas P. Evans.

**D. ADOPT RESOLUTION NO. 2018.12 IN RECOGNITION OF OUTGOING COMMISSIONER MARK BULOT**

**Presenter:** Rich Haller

**Recommendation:** Adopt Resolution No. 2018.12 in recognition of outgoing Commissioner Mark Bulot.

**7. INFORMATIONAL REPORTS**

**Recommendation:** Receive for information.

**A. CASH TRANSACTIONS REPORT – SEPTEMBER 2018**

**Presenter:** Karen Williams

**B. INTER-FUND BORROWING – SEPTEMBER 2018 (CM#2018.115)**

**Presenter:** Karen Williams

**C. PERFORMANCE INDICATORS/FINANCIAL REPORTING – SEPTEMBER 2018 (CM#2018.116)**

**Presenter:** Karen Williams

**D. GENERAL MANAGER REPORT**

**E. SAWPA GENERAL MANAGERS MEETING NOTES**

- November 13, 2018

**F. CHAIR'S COMMENTS/REPORT**

**G. COMMISSIONERS' COMMENTS**

**H. COMMISSIONERS' REQUEST FOR FUTURE AGENDA ITEMS**

**8. CLOSED SESSION**

There were no Closed Session items anticipated at the time of the posting of this agenda.

**9. ADJOURNMENT**

Americans with Disabilities Act: If you require any special disability related accommodations to participate in this meeting, call (951) 354-4230 or email [kberry@sawpa.org](mailto:kberry@sawpa.org). 48-hour notification prior to the meeting will enable staff to make reasonable arrangements to ensure accessibility for this meeting. Requests should specify the nature of the disability and the type of accommodation requested.

Materials related to an item on this agenda submitted to the Commission after distribution of the agenda packet are available for public

inspection during normal business hours at the SAWPA office, 11615 Sterling Avenue, Riverside, and available at [www.sawpa.org](http://www.sawpa.org), subject to staff's ability to post documents prior to the meeting.

**Declaration of Posting**

I, Kelly Berry, Clerk of the Board of the Santa Ana Watershed Project Authority declare that on Thursday, November 15, 2018, a copy of this agenda has been uploaded to the SAWPA website at [www.sawpa.org](http://www.sawpa.org) and posted at the SAWPA office, 11615 Sterling Avenue, Riverside, California.

/s/

---

Kelly Berry, CMC

**2018 SAWPA Commission Meetings/Events**

First and Third Tuesday of the Month

(NOTE: Unless otherwise noticed, all Commission Workshops/Meetings begin at 9:30 a.m., and are held at SAWPA.)

<b>January</b> 1/2/18 <del>Commission Workshop</del> [cancelled] 1/16/18 Regular Commission Meeting	<b>February</b> 2/6/18 Commission Workshop 2/20/18 Regular Commission Meeting
<b>March</b> 3/6/18 Commission Workshop 3/20/18 Regular Commission Meeting	<b>April</b> 4/3/18 Commission Workshop 4/17/18 Regular Commission Meeting
<b>May</b> 5/1/18 Commission Workshop 5/8 – 5/11/18 ACWA Spring Conference, Sacramento 5/15/18 Regular Commission Meeting	<b>June</b> 6/5/18 Commission Workshop 6/19/18 Regular Commission Meeting
<b>July</b> 7/3/18 <del>Commission Workshop</del> [cancelled] 7/17/18 Regular Commission Meeting	<b>August</b> 8/7/18 Commission Workshop 8/21/18 Regular Commission Meeting
<b>September</b> 9/4/18 Commission Workshop 9/18/18 Regular Commission Meeting	<b>October</b> 10/2/18 Commission Workshop 10/16/18 Regular Commission Meeting
<b>November</b> 11/6/18 Commission Workshop 11/20/18 Regular Commission Meeting 11/27 – 11/30/18 ACWA Fall Conference, San Diego	<b>December</b> 12/4/18 Commission Workshop 12/18/18 Regular Commission Meeting

**2019 SAWPA Commission Meetings|Events|Important Dates**


First and Third Tuesday of the Month

(NOTE: Unless otherwise noticed, all Commission Workshops/Meetings begin at **9:30 a.m.**, and are held at SAWPA.)

<b>January</b> 1/1/19 Holiday – No Meeting 1/15/19 Regular Commission Meeting	<b>February</b> 2/5/19 Commission Workshop 2/19/19 Regular Commission Meeting
<b>March</b> 3/5/19 Commission Workshop 3/19/19 Regular Commission Meeting 3/29/19 OWOW Conference 2019, Cal State Fullerton	<b>April</b> 4/2/19 Commission Workshop 4/16/19 Regular Commission Meeting
<b>May</b> 5/7/19 Commission Workshop 5/7 – 5/10/19 ACWA Spring Conference, Monterey 5/21/19 Regular Commission Meeting	<b>June</b> 6/4/19 Commission Workshop 6/18/19 Regular Commission Meeting
<b>July</b> 7/2/19 Commission Workshop 7/16/19 Regular Commission Meeting	<b>August</b> 8/6/19 Commission Workshop 8/20/19 Regular Commission Meeting
<b>September</b> 9/3/19 Commission Workshop 9/17/19 Regular Commission Meeting	<b>October</b> 10/1/19 Commission Workshop 10/15/19 Regular Commission Meeting
<b>November</b> 11/5/19 Commission Workshop 11/19/19 Regular Commission Meeting	<b>December</b> 12/3/19 Commission Workshop 12/17/19 Regular Commission Meeting 12/3 – 12/6/19 ACWA Fall Conference, San Diego

**AGENCY  
REPRESENTATIVES'  
REPORTS**

**6B**



THE METROPOLITAN WATER DISTRICT  
OF SOUTHERN CALIFORNIA

# MWD MEETING AGENDA

Revision No. 1

## Adjourned Board Meeting

November 6, 2018

12:00 p.m. – Boardroom

November 6, 2018 Adjourned Meeting Schedule		
9:00 a.m.	ADJ L&C	Rm. 2-145
10:00 a.m.	ADJ WP&S	Rm. 2-456
12:00 p.m.	ADJ Board Mtg	Boardroom

MWD Headquarters Building

• 700 N. Alameda Street •

Los Angeles, CA 90012

### 1. Call to Order

- (a) Invocation: Ron Dominguez, Senior IT Infrastructure Administrator, Information Technology
- (b) Pledge of Allegiance: Director Tim Smith, San Diego County Water Authority

### 2. Roll Call

### 3. Determination of a Quorum

- 4. Opportunity for members of the public to address the Board on matters within the Board's jurisdiction. (As required by Gov. Code § 54954.3(a))

### 5. OTHER MATTERS

- A. Approval of the Minutes of the Meeting for October 9, 2018  
(A copy has been mailed to each Director)  
Any additions, corrections, or omissions
- B. Report on Directors' events attended at Metropolitan expense for month of October
- C. Approve committee assignments
- D. Chairman's Monthly Activity Report

- E. Induction of new Director Yazdan T. Emrani from the City of San Fernando
  - (a) Receive credentials
  - (b) Report on credentials by General Counsel
  - (c) File credentials
  - (d) Administer Oath of Office
  - (e) File Oath
- F. Approve Commendatory Resolution for Director Sylvia Ballin representing the City of San Fernando
- G. Authorize preparation of Commendatory Resolution for Association of California Water Agencies Executive Director Tim Quinn for his service to the water community
- H. Report from Executive Committee on nominations for Board Secretary
- I. Nomination and Election for Board Secretary for two-year term effective January 1, 2019

**6. DEPARTMENT HEADS' REPORTS**

- A. General Manager's summary of activities for the month of October
- B. General Counsel's summary of activities for the month of October
- C. General Auditor's summary of activities for the month of October
- D. Ethics Officer's summary of activities for the month of October



## **7. CONSENT CALENDAR ITEMS — ACTION**

- 7-1** Approve The Metropolitan Water District of Southern California's salary schedules pursuant to CalPERS regulations; the General Manager has determined that the proposed action is exempt or otherwise not subject to CEQA
  
- 7-2** Review and consider the Lead Agency's adopted Mitigated Negative Declaration and adopt the Lead Agency's findings, and adopt resolution for Eastern 109th Fringe Area Annexation to Eastern Municipal Water District and Metropolitan. (F&I)
  
- 7-3** Adopt Resolution for Eastern 110th Fringe Area Annexation to Eastern Municipal Water District and Metropolitan; the General Manager has determined that the proposed action is exempt or otherwise not subject to CEQA. (F&I)

### **END OF CONSENT CALENDAR**

## **8. OTHER BOARD ITEMS — ACTION**

- 8-1** Approve and authorize the distribution of Appendix A for use in the issuance and remarketing of Metropolitan's Bonds; the General Manager has determined that the proposed action is exempt or otherwise not subject to CEQA. (F&I)
  
- 8-2** Award \$43,998,000 contract to Bernards Bros., Inc. for seismic upgrades and building improvements for Metropolitan's Headquarters Building; award \$620,713 contract to R&F Rolapp Enterprises, Inc. for staff relocation services; and authorize:  
(1) agreement with Lee & Ro, Inc. for a not-to-exceed amount of \$2.5 million, for specialized inspection support; (2) increase of \$3.98 million to an agreement with ABS Consulting, Inc., for a new not-to-exceed total of \$11.58 million for technical support; and (3) increase of \$245,000 to an agreement with IBI Group, for a new not-to-exceed total of \$1,135,000, for technical support; the General Manager has determined that the proposed actions are exempt or otherwise not subject to CEQA. (E&O)

- 8-3** Review and consider Addendum No. 2 to the 2017 Program Environmental Impact Report, and award \$14,536,130 contract to J. F. Shea Construction, Inc. to rehabilitate a portion of the Second Lower Feeder. (E&O)
- 8-4** Review and consider Addendum No. 2 to the 2014 Mitigated Negative Declaration, and award \$6,967,500 contract to Michels Pipeline Construction to replace the lining in a portion of the Orange County Feeder. (E&O)
- 8-5** Adopt CEQA determination that the proposed action was previously addressed in the certified Program Environmental Impact Report and award \$2,606,700 contract to Minako America Corporation for electrical upgrades at 15 structures. Authorize an agreement with Kennedy/Jenks Consultants, Inc., with a not-to-exceed amount of \$2,037,000, for technical support of electrical upgrades at 290 structures within the Orange County operating region; the General Manager has determined that this proposed action is exempt or otherwise not subject to CEQA. (E&O)
- 8-6** Approve amendments to the Water Use Efficiency Guidelines for proposed annexations in Metropolitan's Administrative Code Sections 3107 and 2700; the General Manager has determined that the proposed action is exempt or otherwise not subject to CEQA. (WP&S)
- 8-7** Approve amendments to the Administrative Code to clarify the Ethics Officer Reporting Structure and Duties and to establish the Audit and Ethics Committee as a Standing Committee of the Board; the General Manager has determined that the proposed action is exempt or otherwise not subject to CEQA. (A&E)

## **9. BOARD INFORMATION ITEMS**

- 9-1** Update on Conservation Program
- 9-2** Overview of agreements related to drought contingency planning in the Colorado River Basin. (WP&S)

- 9-3 Information on proposed approach to increasing conservation in Disadvantaged Communities. (WP&S)

## 10. OTHER MATTERS

Added

- a. Review of Settlement Proposal received from SDCWA and Report on *San Diego County Water Authority v. Metropolitan Water District of Southern California, et al.*, San Francisco County Superior Court Case Nos. CPF-10-510830, CPF-12-512466, CPF-14-514004, CPF-16-515282, CPF-16-515391 and CGC-17-563350; the appeal of the 2010 and 2012 actions, Court of Appeal for the First Appellate District Case Nos. A146901 and A148266 and California Supreme Court Case No. S243500; the petition for extraordinary writ in the 2010 and 2012 actions, Court of Appeal for the First Appellate District Case No. A155310; the petition for extraordinary writ in the second 2016 action, Court of Appeal for the First Appellate District Case No. A154325 and California Supreme Court Case No. S251025; and Los Angeles County Superior Court Case No. BS173868.  
[Conference with legal counsel – existing litigation; to be heard in closed session pursuant to Gov. Code Section 54956.9(d)(1)]

## 11. FOLLOW-UP ITEMS

## 12. FUTURE AGENDA ITEMS

## 13. ADJOURNMENT

**NOTE:** Each agenda item with a committee designation will be considered and a recommendation may be made by one or more committees prior to consideration and final action by the full Board of Directors. The committee designation appears in parentheses at the end of the description of the agenda item e.g., (E&O, F&I). Committee agendas may be obtained from the Board Executive Secretary.

Writings relating to open session agenda items distributed to Directors less than 72 hours prior to a regular meeting are available for public inspection at Metropolitan's Headquarters Building and on Metropolitan's Web site <http://www.mwdh2o.com>.

Requests for a disability related modification or accommodation, including auxiliary aids or services, in order to attend or participate in a meeting should be made to the Board Executive Secretary in advance of the meeting to ensure availability of the requested service or accommodation.

**AGENCY  
REPRESENTATIVES'  
REPORTS**

**6C**



## Regional Sewerage Program Policy Committee Meeting

### AGENDA

Thursday, November 1, 2018

4:00 p.m.

#### Location

Inland Empire Utilities Agency  
Boardroom  
6075 Kimball Avenue  
Chino, CA 91708

---

#### Call to Order and Roll Call

#### Pledge of Allegiance

#### Public Comment

#### Changes/Additions/Deletions to the Agenda

1. **Technical Committee Report** (*Oral*)
2. **Action Item**
  - A. Meeting Minutes for September 6, 2018
  - B. RP-1 1158 Recycled Water Pump Station Upgrades Construction Contract Award
3. **Informational Items**
  - A. Chino Basin Project (Prop 1)
4. **Receive and File**
  - A. Building Activity Update
  - B. Recycled Water Distribution – Operations Summary
  - C. P&ER Annual Reports
  - D. FY 2017/18 Fourth Quarter Budget Variance Report
  - E. Legislative Update (Legislature reconvenes in January 2019)
  - F. Engineering Quarterly Project Updates
5. **Other Business**
  - A. IEUA General Manager's Update
  - B. Committee Member Requested Agenda Items for Next Meeting
  - C. Committee Member Comments

(Continued)

D. Next Meeting – December 6, 2018

**6. Adjournment**

**DECLARATION OF POSTING**

---

I, Laura Mantilla, Executive Assistant of the Inland Empire Utilities Agency, A Municipal Water District, hereby certify that a copy of this agenda has been posted to the IEUA Website at [www.ieua.org](http://www.ieua.org) and posted in the foyer at the Agency's main office at 6075 Kimball Avenue, Building A, Chino, CA, on Thursday, October 25, 2018.

---

Laura Mantilla

**AGENCY  
REPRESENTATIVES'  
REPORTS**

**6D**

**CHINO BASIN WATERMASTER  
WATERMASTER BOARD MEETING**

11:00 a.m. – October 25, 2018

**WITH**

*Mr. Robert DiPrimio – Chair*

*Mr. Jeff Pierson – Vice-Chair*

**At The Offices Of**

**Chino Basin Watermaster**

9641 San Bernardino Road

Rancho Cucamonga, CA 91730

**AGENDA**

**CALL TO ORDER**

**PLEDGE OF ALLEGIANCE**

**PUBLIC COMMENTS**

**AGENDA - ADDITIONS/REORDER**

**I. CONSENT CALENDAR**

**Note:** All matters listed under the Consent Calendar are considered to be routine and non-controversial and will be acted upon by one motion in the form listed below. There will be no separate discussion on these items prior to voting unless any members, staff, or the public requests specific items be discussed and/or removed from the Consent Calendar for separate action.

**A. MINUTES**

Approve as presented:

1. Minutes of the Watermaster Board Meeting held September 27, 2018

**B. FINANCIAL REPORTS**

Receive and file as presented:

1. Cash Disbursements for the month of August 2018
2. Watermaster VISA Check Detail for the month of August 2018
3. Combining Schedule for the Period July 1, 2018 through August 31, 2018
4. Treasurer's Report of Financial Affairs for the Period August 1, 2018 through August 31, 2018
5. Budget vs. Actual Report for the Period July 1, 2018 through August 31, 2018

**II. BUSINESS ITEMS**

**A. CHINO BASIN STORAGE FRAMEWORK**

Receive and file the Final Storage Framework Investigation Report, and authorize the use of the tools and technical information developed by the investigation for storage planning and future evaluations.

**B. CHINO BASIN WATERMASTER ANNUAL FINANCIAL REPORT FOR THE FISCAL YEARS ENDED JUNE 30, 2017 AND 2016; AND THE CHINO BASIN WATERMASTER MANAGEMENT REPORT FOR JUNE 30, 2017**

Receive and file (1) the Chino Basin Watermaster Annual Financial Report for the Fiscal Year Ended June 30, 2018 dated October 25, 2018; and (2) the Chino Basin Watermaster Management Report for June 30, 2018 dated October 25, 2018.



**III. REPORTS/UPDATES**

**A. LEGAL COUNSEL REPORT**

1. Appeal of April 28, 2017 Order
2. December 28, 2018 Court Hearing
3. Motion for Amendment of Non-Agricultural Pool Pooling Plan

**B. ENGINEER REPORT**

1. FY 2017/18 GLMC Annual Report
2. Plumes Status Reports
3. Safe Yield Recalculation
4. Geoscience Data Request for Integrated Model

**C. CFO REPORT**

1. FY 2018/19 Assessment Package

**D. GM REPORT**

1. Introduction of New Employees
2. Habitat Conservation Plan
3. Watermaster Reappointment
4. FY 2018/19 First Interim Organization Performance Report
5. Chino Basin 40<sup>th</sup> Judgment Anniversary Commemoration
6. Other

**IV. INFORMATION**

1. Cash Disbursements for September 2018
2. Plumes Status Reports

**V. BOARD MEMBER COMMENTS**

**VI. OTHER BUSINESS**

**VII. CONFIDENTIAL SESSION - POSSIBLE ACTION**

Pursuant to Article 2.6 of the Watermaster Rules & Regulations, a Confidential Session may be held during the Watermaster Board meeting for the purpose of discussion and possible action.

1. Appeal of April 28, 2017 Order

**VIII. FUTURE MEETINGS AT WATERMASTER**

10/23/18	Tue	1:00 p.m.	FY 2018/19 Assessment Package Workshop #1
10/25/18	Thu	10:00 a.m.	Non-Agricultural Pool Special Meeting (Confidential Session Only)
10/25/18	Thu	11:00 a.m.	Watermaster Board
10/30/18	Tue	1:00 p.m.	FY 2018/19 Assessment Package Workshop #2 (If Needed)
11/08/18	Thu	9:00 a.m.	Appropriative Pool
11/08/18	Thu	11:00 a.m.	Non-Agricultural Pool
11/08/18	Thu	1:30 p.m.	Agricultural Pool
11/15/18	Thu	8:00 a.m.	Appropriative Pool Strategic Planning (Confidential Session Only)
11/15/18	Thu	9:00 a.m.	Advisory Committee
11/15/18	Thu	11:00 a.m.	Watermaster Board*

\*Rescheduled from 11/22/18 due to the Thanksgiving Holiday.

**ADJOURNMENT**

**AGENCY  
REPRESENTATIVES'  
REPORTS**

**6E**

**SPECIAL BOARD MEETING OF  
THE BOARD OF DIRECTORS  
CHINO BASIN DESALTER AUTHORITY**

November 1, 2018  
2:00 p.m.

Council Chambers, of the City of Ontario  
303 E. "B" Street, Ontario, CA

*All documents available for public review are on file with the Authority's secretary located at  
2151 S. Haven Avenue, Suite 202, Ontario, CA 91761.*

## **AGENDA**

### **Call to Order**

### **Flag Salute**

**Public Comment:** Members of the public may address the Board at this time on any non-agenda matter. *Please complete a Comment Card and give it to the Secretary. Comments are limited to three (3) minutes per individual. State your name and address for the record before making your presentation. This request is optional, but very helpful for the follow-up process.*

*Under the provisions of the Brown Act, the CDA Board is prohibited from taking action on oral requests. However, Board Members may respond briefly or refer the communication to staff. The CDA Board may also request the Secretary to calendar an item related to your communication at a future CDA Board meeting.*

### **ACTION ITEMS**

*Prior to action of the CDA Board, any member of the audience will have the opportunity to address the CDA Board on any item listed on the agenda, including those on any consent calendar. Please submit a comment card to the secretary with the agenda item number noted.*

1. **MINUTES OF OCTOBER 4, 2018 REGULAR BOARD MEETING**
2. **PART-TIME FINANCE AND ACCOUNTING TECHNICIAN POSITION**  
Report by: Michael Chung, CFO/Treasurer

#### **Staff Recommendation:**

1. Approve the position and the related job description for the part-time Finance and Accounting Technician with a limited term of six months; and
2. Approve the recommended rate of \$30.00 per hour.

## **INFORMATION ITEMS**

*Information items are non-action items presented to the Board for their information.*

3. **WESTERN RIVERSIDE COUNTY REGIONAL WASTEWATER AUTHORITY (WRCRWA) ADMINISTRATOR ROLE PRESENTATION**  
Report by: Rod LeMond, WRCRWA Administrator

### **Staff Comments:**

- (i) Deputy CDA General Counsel, Allison Burns
- (ii) CDA CFO/Treasurer, Michael Chung
- (iii) CDA General Manager/CEO, Curtis Paxton

## **CLOSED SESSION**

*The Authority may adjourn to a Closed Session to consider litigation matters, personnel matters, or other matters as provided for in the Ralph M. Brown Act (Section 54950 et seq., of the Government Code).*

4. **CONFERENCE WITH REAL PROPERTY NEGOTIATORS**  
Property: APN 0218-231-13, 15, City of Ontario  
CDA Negotiators: Curtis Paxton, Allison Burns  
Negotiating parties: SC Ontario Development Company  
Under negotiation: Price and terms of payment
5. **CONFERENCE WITH LEGAL COUNSEL – ANTICIPATED LITIGATION:  
CONSIDERATION OF INITIATION OF LITIGATION PURSUANT TO  
GOVERNMENT CODE SECTION 54956.9(D)(4)  
(TWO POTENTIAL CASES)**
6. **CONFERENCE WITH LEGAL COUNSEL – ANTICIPATED LITIGATION:  
SIGNIFICANT EXPOSURE TO LITIGATION PURSUANT TO GOVERNMENT  
CODE SECTION 54956.9(D)(2)  
(ONE POTENTIAL CASE)**
7. **Pursuant to Government Code section 54957:  
PUBLIC EMPLOYEE APPOINTMENT  
Title: General Manager**

### **Directors Comments:**

**ADJOURNMENT – To the Special Meeting on December 6, 2018**

### **Declaration of Posting**

---

I, Casey Costa, Executive Assistant to the Chino Basin Desalter Authority, hereby certify that a copy of this agenda has been posted by 2:00 p.m. at the Chino Basin Desalter Authority's main office, 2151 S. Haven Ave., Ontario, CA on Monday, October 29, 2018.

---

Casey Costa, Executive Assistant

**AGENCY  
REPRESENTATIVES'  
REPORTS**

**6F**



**REGULAR MEETING OF THE  
BOARD OF DIRECTORS  
MONDAY, NOVEMBER 5, 2018  
10:00 A.M.**

**INLAND EMPIRE REGIONAL COMPOSTING FACILITY  
12645 6<sup>TH</sup> STREET  
RANCHO CUCAMONGA, CA 91739**

[www.ierca.org/calendar](http://www.ierca.org/calendar)

**CALL TO ORDER  
OF THE INLAND EMPIRE REGIONAL COMPOSTING AUTHORITY BOARD OF  
DIRECTORS MEETING**

**FLAG SALUTE**

**PUBLIC COMMENT**

Members of the public may address the Board on any item that is within the jurisdiction of the Board; however, no action may be taken on any item not appearing on the agenda unless the action is otherwise authorized by Subdivision (b) of Section 54954.2 of the Government Code. Those persons wishing to address the Board on any matter, whether or not it appears on the agenda, are requested to complete and submit to the Board Secretary a "Request to Speak" form which are available on the table in the Board Room. Comments will be limited to five minutes per speaker. Thank you.

**ADDITIONS TO THE AGENDA**

In accordance with Section 54954.2 of the Government Code (Brown Act), additions to the agenda require two-thirds vote of the legislative body, or, if less than two-thirds of the members are present, a unanimous vote of those members present, that there is a need to take immediate action and that the need for action came to the attention of the local agency subsequent to the agenda being posted.

**NEW EMPLOYEE INTRODUCTION**

- Trenton Johnson Electrical and Instrumentation Technician III – Hired October 22, 2018

1. **CONSENT CALENDAR**

A. **MINUTES**

The Board will be asked to approve the minutes from the August 7, 2018 regular meeting.

B. **DISBURSEMENT REPORT**

It is recommended that the Board of Directors approve for the months of July 2018 – September 2018:

1. Total disbursements in the amount of \$ 2,618,123.83.
2. There were no new investments during July 1, 2018 - September 30, 2018.

2. **ACTION ITEM**

A. **BUDGET AMENDMENT FOR FISCAL YEAR 2017/18 ENCUMBRANCE CARRY FORWARDS**

It is recommended that the Board of Directors approve the carry forward of budget for open encumbrances and related budget in the amount of \$631,000 from FY 2017/18 to FY 2018/19.

3. **DISCUSSION ITEM FOR POSSIBLE ACTION**

It is recommended that the Board discuss the draft Mission Statement for possible action.

4. **INFORMATION ITEMS**

A. **PROJECT MANAGER'S REPORT**

B. **TREASURER'S REPORT OF FINANCIAL AFFAIRS FOR THE QUARTER ENDED SEPTEMBER 30, 2018**

5. **DIRECTOR COMMENTS**

Next regular meeting is scheduled for Monday, February 4, 2019 at 10:00 a.m.

6. **ADJOURN**

In compliance with the Americans with Disabilities Act, if you need special assistance to participate in this meeting, please contact the Recording Secretary (909-993-1744), 48 hours prior to the scheduled meeting so that the Agency can make reasonable arrangements.

**Declaration of Posting**

---

I, Victoria Stone, Recording Secretary to the Inland Empire Regional Composting Authority, hereby certify that a copy of this agenda has been posted by 5:30 p.m. at the County Sanitation Districts of Los Angeles 1955 Workman Mill Road, Whittier, CA and at the IERCA's Administrative Building, 12645 Sixth Street, Rancho Cucamonga, CA and at the IEUA's main office, 6075 Kimball Ave., Chino, CA on Tuesday, October 30, 2018

*Victoria Stone*

---

Victoria Stone, Recording Secretary



**GENERAL  
MANAGER'S  
REPORT**

Date: November 21, 2018

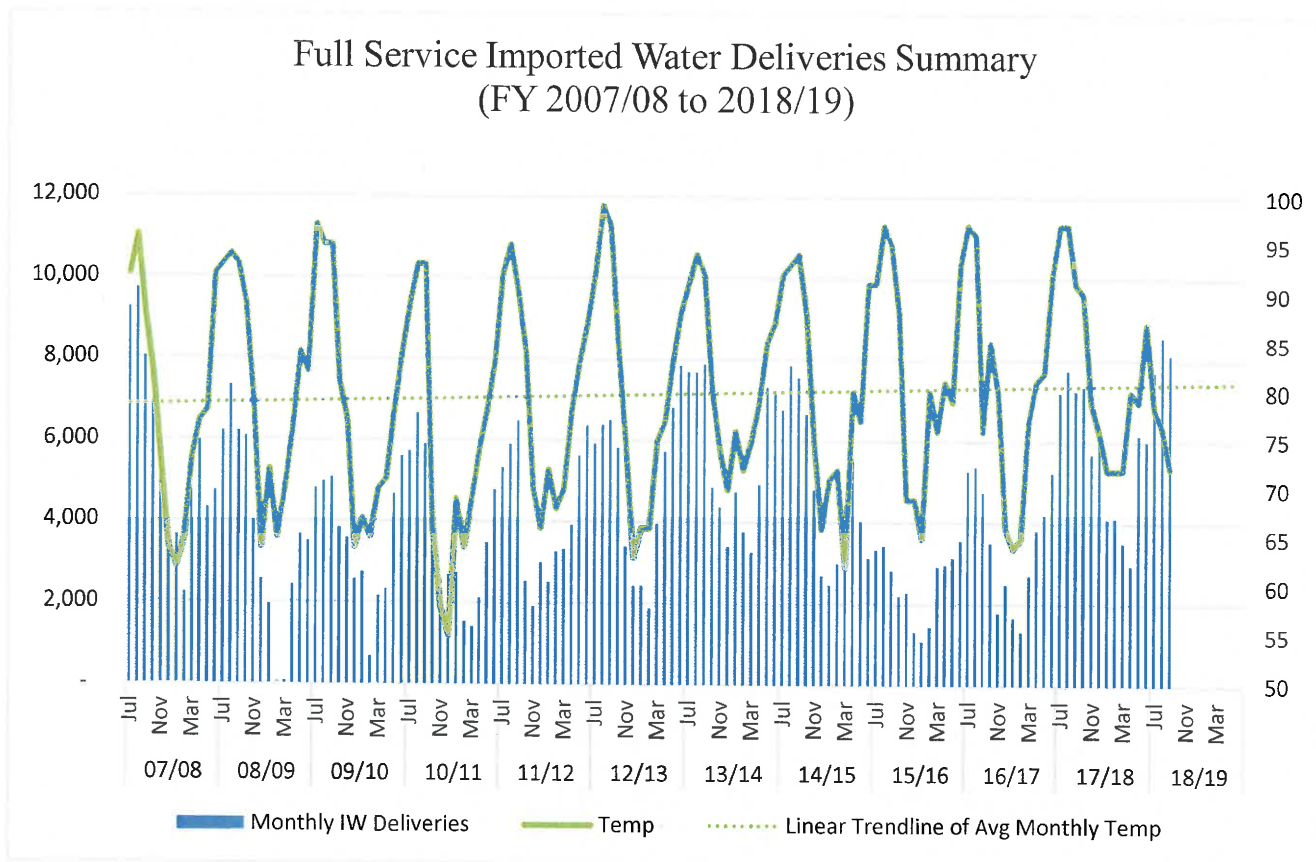
To: The Honorable Board of Directors

From: Halla Razak, General Manager *HR*

Subject: General Manager's Report Regarding Agency Activities

**PLANNING & ENVIRONMENTAL RESOURCES**

**Imported Water**



**Reclamation System**

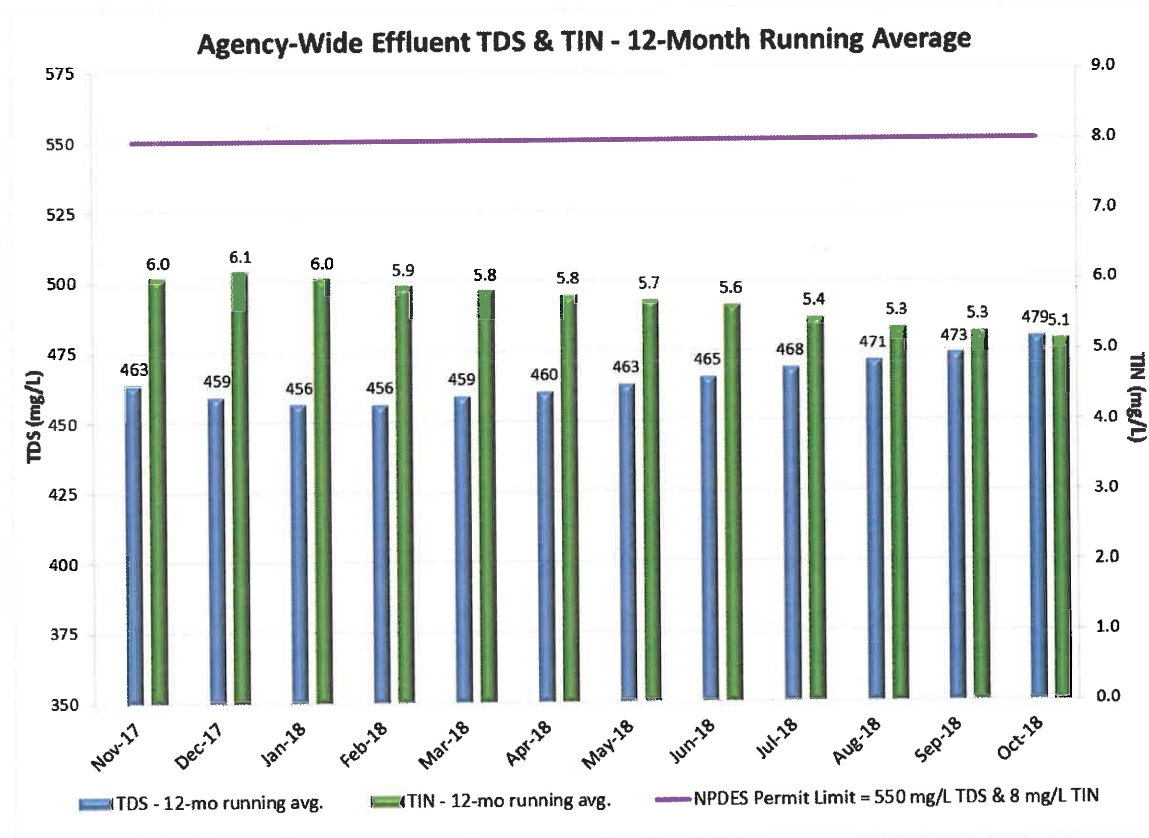
Regional Plants 1, 4, 5 and Carbon Canyon Water Recycling Facility met all the NPDES requirements and effluent/recycled water limitations during the month of October 2018.

1. The Agency-wide average sewer influent flow for the month of October 2018 was 48.8 million gallons per day (mgd) (preliminary value), which is a 0.1 mgd increase from the September 2018 total influent flow.

**IEUA Regional Influent Flows**

<b>INFLUENT FLOW</b>	<b>RP-1</b>	<b>RP-4</b>	<b>RP-5</b>	<b>CCWRF</b>	<b>ALL FACILITIES</b>
<b>Daily Average (mgd)</b>	<b>23.6</b>	<b>9.2</b>	<b>8.6</b>	<b>7.4</b>	<b>23.6</b>
<b>Monthly Total (million gal.)</b>	731	286	266	228	731

- The discharge permit effluent limit for total dissolved solids (TDS) is 550 mg/L. The 12-month running average TDS value for October 2018 was 479 mg/L (preliminary value).
- The discharge permit effluent limit for total inorganic nitrogen (TIN) is 8 mg/L. The 12-month running average TIN value for October 2018 was 5.1 mg/L (preliminary value).



On Friday, October 19, 2018, IEUA was notified by the City of Ontario of a recycled water release caused by a vehicle that struck an air relief vault located on Chino Avenue west of Cucamonga Creek. Approximately 50,000 gallons of recycled water entered into the Cucamonga Creek Flood Control Channel (Cucamonga Creek). Samples were tested along the channel for chlorine residual and values were below 0.1 mg/L well before reaching the Santa Ana River.

**Air Quality**

There were no reportable incidents relating to air quality compliance during the month of October 2018. IEUA is awaiting compliance determinations for the on-site inspections of RP-5, RP-2 and RP-1, conducted in June 2018, and IERCF and CDA well sites, conducted in August 2018. IEUA is also awaiting notices from the SCAQMD Legal department for the Violations received in December 2017.

**INLAND EMPIRE REGIONAL COMPOSTING FACILITY – UPDATE**

**Operational Comments** – Facility throughput for October averaged approximately 95% of permitted capacity at an average of 438 tons per day of biosolids and 103 tons per day of amendments (based on the 31-day month-to-date). Biosolids volumes are slightly ahead of targets for the fiscal year. The facility is operating well with no violations or lost-time incidents.

**Facility Biosolids Throughput**

SOURCE	WET TONS MONTH	WET TONS YEAR TO DATE
Los Angeles County Sanitation District	6,816.48	59,077.39
Inland Empire Utilities Agency	5,667.43	54,600.66
Orange County Sanitation District	1,093.34	11,333.57
<b>TOTAL</b>	<b>13,577.25</b>	<b>125,011.62</b>

**Compost Sales** – Sales volumes were behind the same period last year due to a late start to our agriculture season. Inventory has slightly increased to just over 8,000 cubic yards. We project decreasing our inventory by approximately 5,000 yards in November. Sales are expected to increase through the end of the year to meet the demands of the landscape and agricultural market sectors.

**Monthly Sales Summary**

CUBIC YARDS	\$/CUBIC YARD	TOTAL REVENUE
19,523.68	\$1.46	\$28,489.44

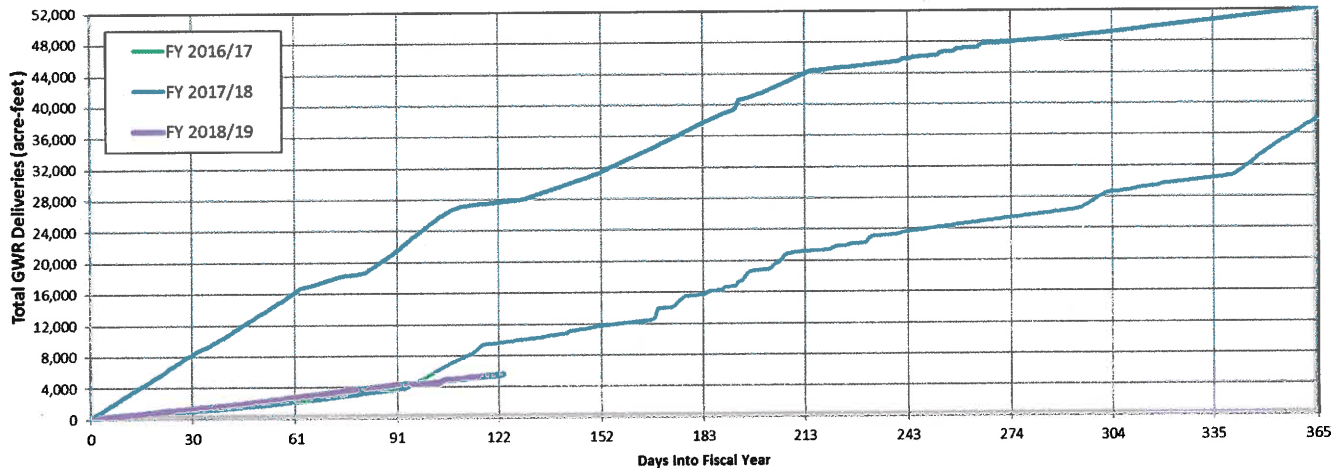
**Fiscal Year-To-Date Sales Summary**

MONTH	TOTAL YARDS 2018/2019	TOTAL YARDS 2017/2018	TOTAL REVENUE 2018/2019	TOTAL REVENUE 2017/2018
July	14,910.11	21,518.61	\$24,972.01	\$31,737.00
August	15,194.50	19,226.62	\$28,866.84	\$37,071.78
September	17,728.97	16,170.64	\$24,979.50	\$35,038.33
October	19,523.68	25,631.94	\$28,489.44	\$34,569.24
November				
December				
January				
February				
March				
April				
May				
June				
<b>TOTAL</b>	<b>67,357.26</b>	<b>82,547.81</b>	<b>\$107,307.79</b>	<b>\$138,416.35</b>
<b>AVERAGE</b>	<b>16,839.32</b>	<b>20,636.95</b>	<b>\$26,826.95</b>	<b>\$34,604.09</b>

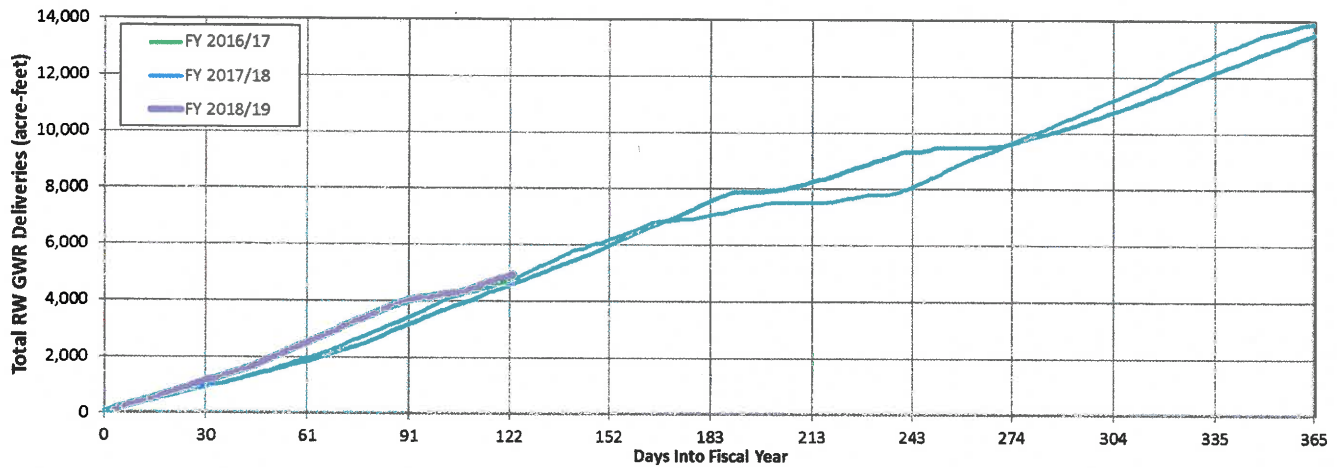
**Groundwater Recharge – October 2018**

During October 2018, recycled water delivered for recharge was approximately 898 acre-feet. Brooks, Hickory, and Banana Basins were out of service for maintenance activities. Miscellaneous dry weather flows and one rain event resulted in the diversion of approximately 369 acre-feet of local surface water. For supplemental water deliveries (imported and recycled), Chino Basin Watermaster will remove 4.2% for October evaporation losses. Considering evaporation, total recharge for the month was approximately 1,229 acre-feet.

**Total Groundwater Recharge – through October 2018**

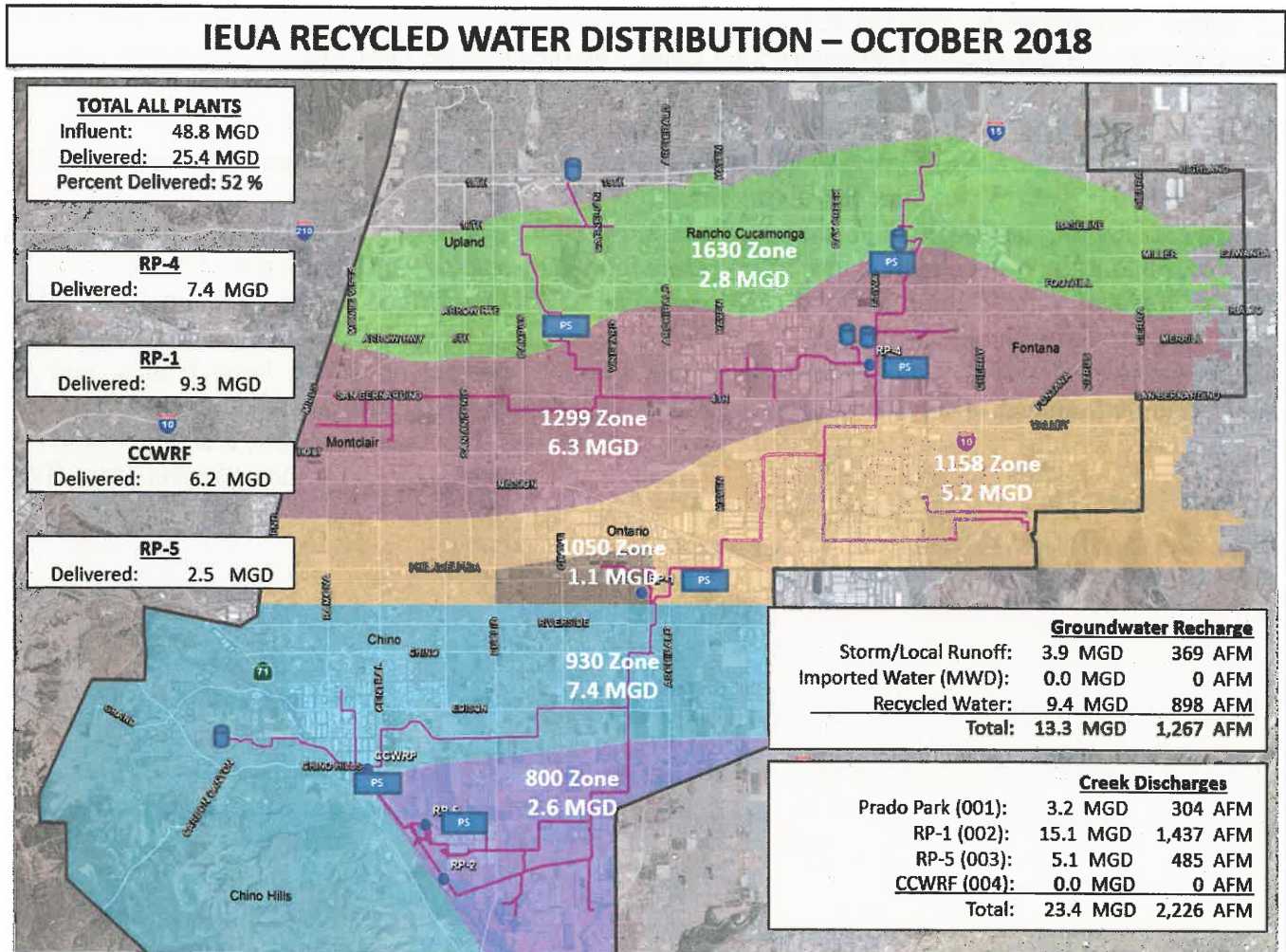


### Recycled Water Delivered to Groundwater Recharge – through October 2018



### RW Distribution – October 2018

During October 2018, 52% (25.4 MGD) of IEUA recycled water supply (48.8 MGD) was delivered into the distribution system for both direct use customers (16.0 MGD) and groundwater recharge (9.4 MGD). Plant discharge to creeks feeding the Santa Ana River averaged 23.4 MGD.



**Grant/Loan Applications Submitted:**

1. None.

**Grant/Loan Applications in Process:**

1. SRF Loan Application for the RP-5 Expansion Project
2. SRF Loan Application for the Montclair Basin Improvement Project
3. SRF Loan Application for the Lower Day Basin Improvement Project
4. SRF Loan Application for the Wineville/Jurupa Basin/RP-3 Basins Improvement Project
5. SRF Loan Application for the IEUA/Pomona/MVWD Recycled Water Intertie Project

**Grant/Loan Agreement Negotiation:**

1. State Water Resources Control Board (SWRCB) Prop 1 Groundwater Quality Grant (\$11.4M) for the TCE Plume Cleanup Project - Agreement was finalized in late October and expected to be executed in early November.
2. Received a notice of consideration of award on October 4, 2018, from the United States Bureau of Reclamation (USBR) for the WaterSMART: Water Marketing Strategy Grants "Chino Basin Water Bank Strategic Plan." They anticipate awarding Federal funds in the amount of \$400,000.

**Grant Reimbursements Processed and Reporting Activities:**

1. USBR – Groundwater Recharge Yield Enhancement Conjunctive Use Project for Stormwater Capture Grant – Invoice #3 for \$23,226.40
2. SWRCB – Water Quality Laboratory SRF Loan – Invoice #15 for \$197,382

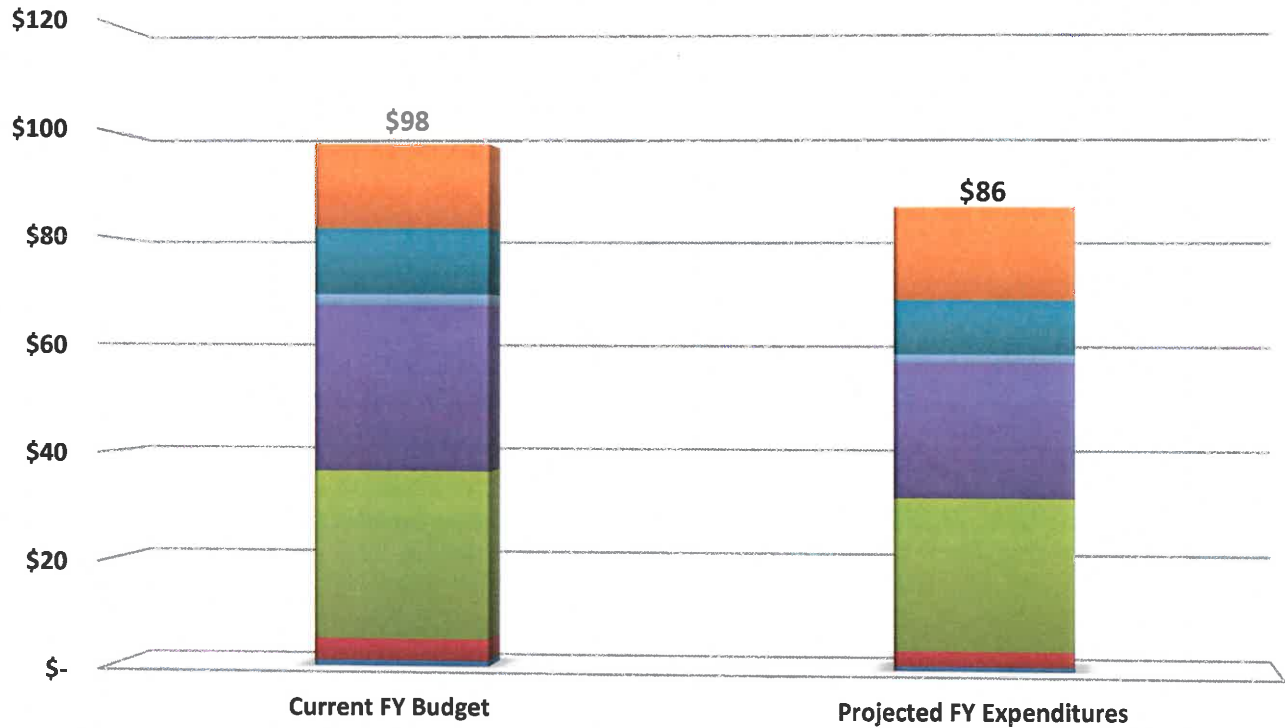
**Other Department Activities:**

1. On October 8, the SWRCB performed a site inspection of the San Sevaire Basin facilities funded by the \$6,460,000 Clean Water State Revolving Fund (CWSRF) loan.
2. On October 24, the USBR conducted an annual site visit for a progress update on the Groundwater Supply Wells and Raw Water Pipeline Project, which is funded by a \$5,629,652 grant from USBR.
3. On October 29, the Department of Water Resources (DWR) performed a site inspection of the Wineville Recycled Water Pipeline and SCADA Upgrades Project funded by a \$1,000,000 grant.
4. On October 30, Manager of Grants Jason Gu, Deputy Manager of Grants Jesse Pompa, and Acting Executive Manager of Engineering Shaun Stone visited the SWRCB office in Sacramento to present the five CWSRF loan applications as listed in section B above. The objective of this meeting was to discuss the technical, environmental and financial issues of the five applications for the inclusion of the SWRCB 2019 CWSRF loan fundable list.

**ENGINEERING CONSTRUCTION MANAGEMENT DEPARTMENT UPDATE**

Engineering and Construction Management's current FY 2018/19 budget is \$97,620,593. As of October 31<sup>st</sup>, staff has projected to spend \$85,799,167 (~ 88%).

*Engineering and Construction Management FY 2018/19 Budget Status Update*



- Administration Services
- Regional Wastewater Capital Improvements
- Regional Compost Authority
- Recycled Water
- Non Reclaimable Wastewater
- Regional Wastewater Operations and Maintenance
- Recharge Water
- Desalter

The accompanying attachments have detailed information for IEUA's capital improvement program.

- Attachment A: Bid and Award Look Ahead Schedule
- Attachment B: Active Capital Improvement Project Status
- Attachment C: Emergency Projects

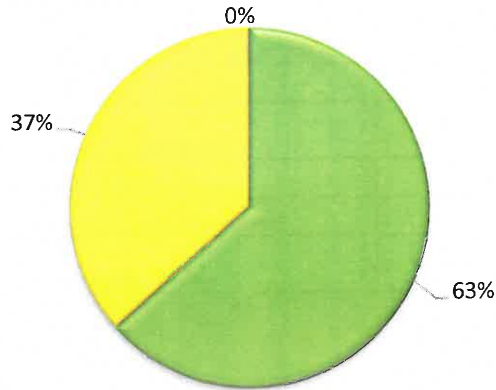


Attachment A  
 Bid and Award Look Ahead Schedule

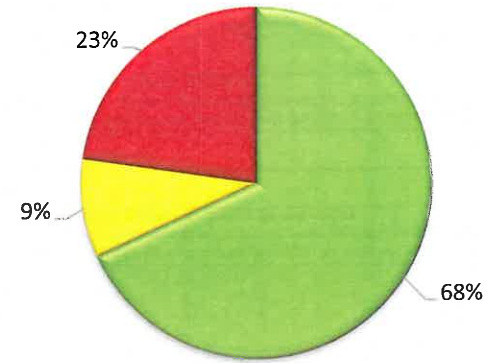
Bid and Award Look Ahead Schedule			
	Project Name	Projected Bid Opening Date	Projected Bid Award Date
	Dec-18		
1	EN18015.00 Collection System Upgrades 17/18	21-Nov-18	19-Dec-18
2	EN19015.00 Collection System Upgrades 18/19	21-Nov-18	19-Dec-18
3	San Sevaine Basin SCE Conduit	13-Nov-18	19-Dec-18
	Jan-19		
4	EN17049.00 Baseline RWPL Extension	28-Dec-18	16-Jan-19
	Feb-19		
5	EN18038.00 RP-4 Operations and Maintenance Building	15-Jan-19	20-Feb-19
	Mar-19		
6	EN18042.00 RP-1 Civil Restoration and Upgrades	27-Dec-18	20-Mar-19
7	EN19029.00 RP-4 Outfall Pipeline Air Relief/Blow-Off Replacements	5-Mar-19	20-Mar-19
	Apr-19		
8	EN18006.00 RP-1 Flare Improvements	6-Mar-19	17-Apr-19
9	RW15003.03 Montclair Basin Improvements	9-Jan-19	17-Apr-19
10	RW15003.06 Wineville/Jurupa/Force Main Improvements	6-Feb-19	17-Apr-19
11	RW15004.00 Lower Day Basin Improvements	6-Feb-19	17-Apr-19
	May-19		
12	EN17041.00 Orchard Recycled Water Turnout Improvements	19-Apr-19	15-May-19
	Jun-19		
13	EN22002.00 NRW East End Flowmeter Replacement	9-May-19	19-Jun-19
14	EN17082.00 Mechanical Restoration and Upgrades	29-Apr-19	19-Jun-19
15	EN18036.00 CCWRF Asset Management and Improvements - Package III	9-Apr-19	19-Jun-19
16	EN18037.00 CCWRF Asset Management and Improvements - Package II	12-Apr-19	19-Jun-19
	Jul-19		
17	EN15012.01 RP-1 Plant No. 2 Effluent Conveyance Improvements	23-May-19	16-Jul-19
	Aug-19		
18	EN19014.00 NRWS Manhole Upgrades - 18/19	24-Jul-19	21-Aug-19
	Sep-19		
19	EN19025.00 Montclair and San Bernardino Force Main Cleanout Vaults	4-Sep-19	18-Sep-19
20	EN23002.00 Philadelphia Lift Station Force Main Improvements	30-Aug-19	18-Sep-19
	Oct-19		
21	EN19010.00 RP-4 Influent Screen Replacement	15-Oct-19	16-Oct-19
	Nov-19		
22	EN17043.00 RP4 Primary Clarifier Rehab	19-Sep-19	20-Nov-19
23	EN17110.00 RP-4 Process Improvements	19-Sep-19	20-Nov-19

Attachment B  
 Active Capital Improvement Project Status

Design Schedule Performance



Construction Schedule Performance



■ On-time ■ Recovery in Progress ■ Behind Schedule

■ On-time ■ Recovery in Progress ■ Behind Schedule

Agency-Wide							
No.	Project ID	Project Title	Total Expenditures thru 10/31/2018 (\$)	Total Project Budget (\$)	Project Schedule Performance	Status	Schedule Recovery Plan
1	EN19023	Asset Management Planning Document	4,425	750,000	On-time	Project Evaluation	
2	EN13016.05	SCADA Enterprise System - (Regional Water Recycling Plant No. 1) (Budget is shared among all subprojects for EN13016)	105,471	-	Recovery in Progress	Pre-Design	The project will be re-baselined when consultant submits a revised project schedule.
3	EN13016.03	SCADA Enterprise System - (Regional Water Recycling Plant No. 4) (Budget is shared among all subprojects for EN13016)	1,005,889	-	On-time	Design	
4	FM19001	Agency Wide Roofing	1,568	180,000	On-time	Bid and Award	
5	EN17080	System Cathodic Protection Improvements	274,658	3,540,851	On-time	Construction	
6	EN13016.04	SCADA Enterprise System - (Regional Water Recycling Plant No. 5) (Budget is shared among all subprojects for EN13016)	2,817,154	-	On-time	Construction	
Totals			4,209,164	4,470,851			

Carbon Canyon Wastewater Regional Facility (CCWRF)							
No.	Project ID	Project Title	Total Expenditures thru 10/31/2018 (\$)	Total Project Budget (\$)	Project Schedule Performance	Status	Schedule Recovery Plan
7	EN17006	CCWRF Asset Management and Improvements	2,049,810	27,268,299	On-time	Design	
8	EN18036	CCWRF Asset Management and Improvements - Package III	280,092	2,420,000	On-time	Design	
9	EN18037	CCWRF Asset Management and Improvements - Package II	136,009	1,079,672	On-time	Design	
10	EN19032.02	CCWRF Electrical Piping Repair (Budget is shared among all subprojects for EN19032)	430	-	On-time	Construction	
Totals			2,466,340	30,767,971			
Chino Desalter Authority (CDA)							
No.	Project ID	Project Title	Total Expenditures thru 10/31/2018 (\$)	Total Project Budget (\$)	Project Schedule Performance	Status	Schedule Recovery Plan
11	EN16021	TCE Plume Cleanup	12,593,136	17,294,171	Recovery in Progress	Design	There are currently issues concerning property acquisition that will affect the project timeline, but the deadlines established in the Cleanup and Abatement Order were extended by the Regional Board to accommodate the delays. The project will be baselined once the well property is acquired and accurate schedules can be determined.
Totals			12,593,136	17,294,171			
Collections							
No.	Project ID	Project Title	Total Expenditures thru 10/31/2018 (\$)	Total Project Budget (\$)	Project Schedule Performance	Status	Schedule Recovery Plan
12	EN19027	NRW Pipeline Relining Along Cucamonga Creek	3,438	2,395,000	Recovery in Progress	Project Evaluation	The addition of scope from another project on the indicated alignment has been added. The project schedule may be recovered as the project progresses into the design phase and understand the timeline from the design engineer to produce the deliverables.
13	EN19025	Montclair and San Bernardino Force Main Cleanout Vaults	43,989	1,250,000	On-time	Pre-Design	
14	EN23002	Philadelphia Lift Station Force Main Improvements	56,764	6,000,000	On-time	Pre-Design	
15	EN18014	NRWS Manhole Upgrades - 17/18 - Phase II	102,359	200,000	Recovery in Progress	Design	Due to the delay in the previous manhole project, the subject project has been delayed. The subject project is approximately eight months behind the TYCIP schedule. The project will be re-baselined when the construction contract is awarded.
16	EN19014	NRWS Manhole Upgrade	582	200,000	On-time	Design	
17	EN22002	Non-Reclaimable Wastewater East End Flowmeter Replacement	222,423	1,986,985	Recovery in Progress	Design	The location of the new meter vault was not known until entering the project design. Coordination with Southern California Edison and Frontier for utility relocations was not planned for in the original schedule. The project will be re-baselined once the contract is awarded.
18	EN18015	Collection System Upgrades 17/18	121,073	500,000	Recovery in Progress	Design	Due to the delay in the previous manhole project, the subject project has been delayed. The subject project is approximately eight months behind schedule. To mitigate delay to future manhole projects, the FY 2017/18 manhole project will be combined with the FY 2018/19 manhole project. The project schedule will be re-baselined once the construction contract is awarded.
19	EN19015	Collection System Upgrades 18/19	56,356	500,000	Recovery in Progress	Design	The project has been delayed to combine the scope with EN18015. The project schedule will be re-baselined once the construction contract is awarded.
20	EN17015.01	RP-1 Philadelphia Gate Manhole Rehab (Budget is shared among all subprojects for EN17015)	11,344	-	Behind Schedule	Warranty	The procurement of the manhole covers has added over two months to the project. No recovery plan is possible. Onsite construction should begin next week.
Totals			618,327	13,031,985			

Groundwater Recharge							
No.	Project ID	Project Title	Total Expenditures thru 10/31/2018 (\$)	Total Project Budget (\$)	Project Schedule Performance	Status	Schedule Recovery Plan
21	RW15003.03	Montclair Basin Improvements (Budget is shared among all subprojects for RW15003)	190,597	-	On-time	Design	
22	RW15003.06	Wineville/Jurupa/Force Main Improvements (Budget is shared among all subprojects for RW15003)	957,523	-	On-time	Design	
23	RW15004	Lower Day Basin Improvements (RMPU PID 12)	485,977	4,008,000	On-time	Design	
24	RW15003.02	Victoria Basin Improvements (Budget is shared among all subprojects for RW15003)	173,748	-	On-time	Bid and Award	
25	EN13001	San Sevaine Basin Improvements	5,140,840	6,460,001	On-time	Construction	
26	RW15003.05	RP-3 Basin Improvements (Budget is shared among all subprojects for RW15003)	269,053	-	On-time	Construction	
27	EN17067	Declez Monitoring Well Project	360,145	400,000	Behind Schedule	Project Acceptance	The driller was non-compliant with the near finished well. The contractor is needing more time to correct the cloudiness in the well. Additional well development is currently in progress to clear up the well. This is pushing the completion date by two more weeks. No recovery is possible.
Totals			7,577,882	10,868,001			
Headquarters							
No.	Project ID	Project Title	Total Expenditures thru 10/31/2018 (\$)	Total Project Budget (\$)	Project Schedule Performance	Status	Schedule Recovery Plan
28	EN15008	Water Quality Laboratory	22,175,459	24,645,000	On-time	Project Acceptance	
29	EN18055	Headquarters Roofing Replacement	958,184	1,266,447	Behind Schedule	Construction	The inability of the skylight manufacturer to meet the completion deadline added approximately 12 weeks to project completion. The contractor is currently on schedule on all work items except the skylight procurement. The skylight arrived in September and was installed. A change order has been executed for additional time not applicable to the contractor.
Totals			23,133,643	25,911,447			
IERCF							
No.	Project ID	Project Title	Total Expenditures thru 10/31/2018 (\$)	Total Project Budget (\$)	Project Schedule Performance	Status	Schedule Recovery Plan
30	RA19002	IERCF Trommel Screen Improvements	101,803	1,600,000	On-time	Design	
Totals			101,803	1,600,000			

Regional Water Recycling Plant No. 1 (RP-1)							
No.	Project ID	Project Title	Total Expenditures thru 10/31/2018 (\$)	Total Project Budget (\$)	Project Schedule Performance	Status	Schedule Recovery Plan
31	EN19037	RP-1 PRB and MCC Building Roof and Skylight Replacement	607	500,000	On-time	Consultant Contract Award	
32	EN17042	Digester 6 and 7 Roof Repairs	1,529,477	3,868,387	Recovery in Progress	Pre-Design	The addition of Digester No. 1 cleaning to the scope pushed out the start of Digester 6 or 7 cleaning. The lost time will be recovered during subsequent phases including detailed design and cleaning of Digester 7 with early mobilization. The project will be re-baselined after construction contract award.
33	EN24002	RP-1 Solids Treatment Expansion	653,143	48,050,000	On-time	Design	
34	EN14042	1158 Recycled Water Pump Station Upgrades	840,873	7,900,000	Recovery in Progress	Design	The project will be re-baselined as it progresses to the construction phase due to additional scope of work identified during the design phase of the project. The project contains long lead items which has increased the original estimated construction duration of 12 months to 14 months. In addition, the SRF loan and grant funds have been delayed to Fall of 2018 and may encounter another delay in the future. A longer delay in securing the SRF funding will cause this project to be pushed back until the funds can be secured.
35	EN15012.01	RP-1 Plant No. 2 Effluent Conveyance Improvements (Budget is shared among all subprojects for EN15012)	137,161	-	On-time	Design	
36	EN17082	Mechanical Restoration and Upgrades	504,785	7,945,844	Recovery in Progress	Design	Recovery is not possible on this project. The project delays are due to the adjustment of scope by the Stakeholders. Additional scope will be requested to be added to the consultant's contract to replace both motor control centers in the process buildings at RP-1. The proposed schedule completion of the final design is February 25, 2019. The project will be re-baselined after the November 2018 contract amendment Board Approval.
37	EN18042	RP-1 Civil Restoration and Upgrades	112,589	600,000	On-time	Design	
38	EN18006	RP-1 Flare Improvements	517,333	5,564,918	Recovery in Progress	Bid and Award	After completing the predesign phase, major design activities were pushed out by more than 11 months for further internal evaluation, additional scope, and flare preselection in coordination with the RP-5 Expansion Project. The project will be re-baselined after receiving the bids.
39	EN17044	RP-1 12 kV Switchgear and Generator Control Upgrades	342,403	5,870,248	On-time	Construction	
40	EN15012.00	RP-1 Primary Effluent Conveyance Improvements (Budget is shared among all subprojects for EN15012)	1,623,585	-	On-time	Construction	
41	EN18039	Agency-Wide Light Pole Replacements and Upgrades	63,876	342,210	On-time	Construction	
42	EN13048	RP-1 Power System Upgrades	799,232	1,599,000	Recovery in Progress	Construction	The lead time to manufacture the major electrical components was slightly longer than anticipated in the baseline schedule which will cause a two-week delay to the scheduled project completion. A non-compensable time extension will be issued. The project will be re-baselined after the time extension is issued.
43	EN14019	RP-1 Headworks Primary and Secondary Upgrades	5,023,300	9,750,000	Recovery in Progress	Construction	The project will be re-baselined upon approval of the time impact analysis of 113-days requested by the contractor. The contractor has been given a 113-day non-compensable time extension for delays associated with Motor Control Center procurement.
44	EN18040	RP-1 Maintenance Building HVAC Replacement	234,991	650,000	Behind Schedule	Project Acceptance	IEUA initiated additional scope items for roof repairs. A non-compensable time extension will be processed for this purpose. The project completed in mid-October no recovery was possible.
		Totals	12,383,355	92,640,607			
Regional Water Recycling Plant No. 2 (RP-2)							
No.	Project ID	Project Title	Total Expenditures thru 10/31/2018 (\$)	Total Project Budget (\$)	Project Schedule Performance	Status	Schedule Recovery Plan
45	EN000000035	RP-2 Grinder Installation	25,261	90,000	On-time	Project Acceptance	
		Totals	25,261	90,000			

Regional Water Recycling Plant No. 4 (RP-4)							
No.	Project ID	Project Title	Total Expenditures thru 10/31/2018 (\$)	Total Project Budget (\$)	Project Schedule Performance	Status	Schedule Recovery Plan
46	EN19010	RP-4 Influent Screen Replacement	16,251	3,040,000	Recovery in Progress	Project Evaluation	The evaluation of the screening technology is taking longer than expected. Also, there was consideration of including this project in the equipment preselection for RP-5 and CCWRF. Recovery is not possible. This project will take part in the coarse screen equipment preselection with RP-5 and CCWRF which is in process. The project will need to be re-baselined to capture the duration of the equipment preselection activity.
47	EN17043	RP4 Primary Clarifier Rehab	245,705	7,681,542	On-time	Pre-Design	
48	EN17110.00	RP-4 Process Improvements (Budget is shared among all subprojects for EN17110)	651,769	-	On-time	Pre-Design	
49	EN18038	RP-4 Operations and Maintenance Building	106,943	450,000	On-time	Design	
50	EN17110.02	RP-4 Pilot Project Ammonia Control (Budget is shared among all subprojects for EN17110)	67,457	-	Recovery in Progress	Design	The team agreed it was best to delay implementation until after the SCADA migration in order not to create additional work to reprogram to new SCADA system. The project will be re-baselined after the SCADA migration.
51	EN19029	RP-4 Outfall Pipeline Air Relief/Blow-Off Replacements	15,427	665,000	On-time	Design	
52	EN17110.01	RP-4 Trident Filters Rehabilitation and Replacement (Budget is shared among all subprojects for EN17110)	3,520,054	-	On-time	Construction	
Totals			4,623,605	11,836,542			
Regional Water Recycling Plant No. 5 (RP-5)							
No.	Project ID	Project Title	Total Expenditures thru 10/31/2018 (\$)	Total Project Budget (\$)	Project Schedule Performance	Status	Schedule Recovery Plan
53	EN19001	RP-5 Expansion to 30 mgd	6,007,873	175,000,000	On-time	Design	
54	EN19006	RP-5 Biosolids Facility	4,888,377	165,000,000	On-time	Design	
55	EN14043	RP-5 Recycled Water Pipeline Bottleneck	455,765	3,137,169	Recovery in Progress	Bid and Award	The project is more than 11 months behind schedule due to delays associated with establishing the SRF Loan/Grant Agreement. The current estimated date for securing the SRF Loan Agreement is June-July 2018. The project schedule will be re-baselined after construction contract award.
56	EN11031	RP-5 Flow Equalization and Effluent Monitoring	2,099,718	3,397,200	Behind Schedule	Construction	The chemical pumps are experiencing signal interference. A Request for Deviation has been generated to add a remote I/O control panel at the Tertiary Chemical Facility. IEUA is working with the contractor on a non-compensable time extension. The project will be complete in November and no recovery is possible.
57	PA17006.02	Agency-Wide Aeration (Budget is shared among all subprojects for PA17006)	3,116,079	-	On-time	Construction	
58	EN18028	RP-5 Facilities Improvements	216,274	350,000	On-time	Project Acceptance	
Totals			16,784,086	346,884,369			

Recycled Water							
No.	Project ID	Project Title	Total Expenditures thru 10/31/2018 (\$)	Total Project Budget (\$)	Project Schedule Performance	Status	Schedule Recovery Plan
59	EN15002	1158 Reservoir Site Cleanup	30,759	1,300,000	Recovery in Progress	Project Evaluation	Based on the Facility Investigation Report, the area around the west 1158 Reservoir will require soil remediation. The project will be re-baselined when the scope of work is verified by the Department of Toxic Substances Control.
60	EN17041	Orchard Recycled Water Turnout Improvements	102,784	430,910	On-time	Design	
61	EN17049	Baseline RWPL Extension	496,298	6,067,897	Recovery in Progress	Design	SRF Funding process is taking longer than what was originally estimated in the baseline schedule. The project schedule will be re-baselined once the project is awarded and the contractor's schedule is received.
62	WR15021	Napa Lateral	900,915	7,247,717	On-time	Design	
63	EN17039	8th St. Basin RW Turnout Discharge Retrofit	165,594	562,844	On-time	Construction	
64	RW19002	CBWM Pomona Extensometer Construction	-	1,463,581	On-time	Construction	
		Totals	1,696,350	17,072,949			
		Overall Totals	86,212,059	572,468,893			

Attachment C

FY18/19 Emergency Projects									
Project ID	Contractor	Task Order Description (Details of Circumstance and Cause of the Emergency)	Location	TO #	Original Not-to-Exceed /Estimate	Actual Cost thru 10/31/2018	Date of Award	Status	
RP-1									
1	EN19019.02	W.A. Rasic Construction	RP-1 6 Inch Potable Water Leak	RP-1	TO-0001	8,900	2,813	8/23/2018	Active
2	EN19017.01	W.A. Rasic Construction	RP-1 Utility Water Leak	RP-1	TO-0002	3,757	1,500	9/12/2018	Active
RP-2									
3	EN19019.01	Genesis	RP-2 Dewatering of Decommissioned Structures	RP-2	TO-0001	12,325	1,525	8/7/2018	Active
4	EN19019.04	Ferriera Construction	RP-2 Dewatering of Decommissioned Structures	RP-2	TO-0001	31,535	2,890	8/30/2018	Active
5	EN19019.05	Ferriera Construction	RP-2 Dewatering of Decommissioned Structures	RP-2	TO-0003	500,000	2,116	8/30/2018	Active
6	EN19017.02	Ferriera Construction	RP-2 Utility Water Leak	RP-2	TO-0004	3,900	996	9/27/2018	Active
RP-5									
7	EN19019.03	W.A. Rasic Construction	RP-5 6" Fire Water Leak	RP-5	TO-0002	7,400	1,718	8/31/2018	Active
GWR									
8	N/A	JCE Equipment Inc.,	Brooks Basin Infiltration Restoration	Brooks Basin Montclair	10300-161203-410000-521080	274,058	287,147	9/4/2018	Active
Recycled Water									
9	EN19017.03	W.A. Rasic Contracting	RW Pipeline Leak on Pine Avenue	RW	TO-0003	34,600	1,849	10/5/2018	Active
10	EN19017.04	Ferreira Construction	1630 East Pipeline Segment A Blow Off Leak	RW	TO-0005	28,879	0	10/24/2018	Active
11	EN19017.05	W.A. Rasic Contracting	RW Blow Off - Chino Ave. East of Ontario	RW	TO-0004	22,000	1,360	10/19/2018	Active
					Totals	927,354	303,915		

October 2018 Emergency Projects						
Contractor	Task Order Description	Details of the Circumstances/Cause of Emergency	Scope of Repair	Location	Date of Call Out	Not-to-Exceed /Estimate
W.A. Rasic Contracting	TO-0003	Recycled Water Operations staff reported a recycled water pipeline leak on Pine Avenue.	Repair a leaking flange on the 14-inch recycled water pipeline.	RW	10/4/2018	34,600
Ferreira Construction	TO-0005	Operations staff reported a leaking recycled water blowoff located in sidewalk on East Avenue in the City of Rancho Cucamonga.	Relocate the recycled water blowoff from sidewalk to shoulder and repair the sidewalk.	RW	10/22/2018	28,879
W.A. Rasic Contracting	TO-0004	A car swerved to avoid a gate blown open by the Santa Ana winds and over corrected swerving off the roadway into the riser around the air valve. As a result, the top of the concrete vault slid over and sheared off the riser pipe and the 90-degree bend released over 100,000 gallons of water before the line was isolated. An emergency contact was issued to W.A. Rasic for the repair. The roadway was temporarily closed while the line was repaired under a permit from the City of Ontario.	Mobilize onsite, enter confined space, dispose of the existing valve (cut and remove), repair/replace the recycled water valve (excavate, expose, assess the damage), within the impacted area and then backfill, compact, and resurface within the impacted area.	RW	10/19/2018	22,000
					Total	85,479