



**FINANCE AND ADMINISTRATION
COMMITTEE MEETING
OF THE BOARD OF DIRECTORS
INLAND EMPIRE UTILITIES AGENCY*
AGENCY HEADQUARTERS, CHINO, CALIFORNIA**

**WEDNESDAY, NOVEMBER 14, 2018
10:30 A.M.**

*Or immediately following the
Engineering, Operations, &
Water Resources Committee Meeting*

CALL TO ORDER

PUBLIC COMMENT

Members of the public may address the Board on any item that is within the jurisdiction of the Board; however, no action may be taken on any item not appearing on the agenda unless the action is otherwise authorized by Subdivision (b) of Section 54954.2 of the Government Code. Those persons wishing to address the Board on any matter, whether or not it appears on the agenda, are requested to complete and submit to the Board Secretary a "Request to Speak" form which is available on the table in the Board Room. Comments will be limited to five minutes per speaker. Thank you.

ADDITIONS TO THE AGENDA

In accordance with Section 54954.2 of the Government Code (Brown Act), additions to the agenda require two-thirds vote of the legislative body, or, if less than two-thirds of the members are present, a unanimous vote of those members present, that there is a need to take immediate action and that the need for action came to the attention of the local agency subsequent to the agenda being posted.

1. CONSENT ITEMS

A. MINUTES

The Committee will be asked to approve the Finance and Administration Committee meeting minutes of October 10, 2018.

B. REPORT ON GENERAL DISBURSEMENTS

Staff recommends that the Committee/Board approve the total disbursements for the month of September 2018, in the amount of \$17,136,990.52.

2. ACTION ITEMS

A. RP-1 1158 RECYCLED WATER PUMP STATION UPGRADES CONSTRUCTION CONTRACT AWARD

Staff recommends that the Committee/Board:

1. Award a construction contract for the RP-1 1158 Recycled Water Pump Station Upgrades, Project No. EN14042, to Stanek Constructors, Inc., in the amount of \$4,430,000;
2. Approve a contract amendment to Stantec Consulting Services Inc., for engineering services during construction for the not-to-exceed amount of \$356,000; and
3. Authorize the General Manager to execute the contract and contract amendment subject to non-substantive changes.

B. SAP SUPPORT SERVICE CONTRACTS

Staff recommends that the Committee/Board:

1. Award a three-year fixed-cost contract, beginning on January 1, 2019, with two one-year options, in the amount of \$74,400 annually, to V3iT Consulting to provide routine SAP basis support;
2. Award a three-year time and material contract beginning on January 1, 2019, with two one-year options in the not-to-exceed amount of \$75,000 to each of these vendors: V3iT Consulting and Phoenix Business Consulting to provide as-needed SAP support; and
3. Authorize the General Manager to execute the contracts subject to non-substantive changes.

C. RW SYSTEM CATHODIC PROTECTION IMPROVEMENTS CONSULTANT CONTRACT AMENDMENT

Staff recommends that the Committee/Board:

1. Approve a consultant services contract amendment for the RW System Cathodic Protection Improvements, Project No. EN17080, to Corpro Companies Inc., for the not-to-exceed amount of \$560,670;
2. Approve an increase in budget allocation for FY 2018/19 from the FY 2019/20 budget in the amount of \$195,000; and
3. Authorize the General Manager to execute the contract amendment subject to non-substantive changes.

D. RP-5 LIQUIDS TREATMENT EXPANSION PRE-SELECTION OF THE MEMBRANE BIO-REACTOR SYSTEM

Staff recommends that the Committee/Board:

1. Award a pre-selection agreement for the Membrane Bio-Reactor System for the RP-5 Liquids Treatment Expansion, Project No. EN19001, to Suez with a \$300,000 stipend for engineering services through design and a guaranteed price to be included in a future successful General Contractor's bid; and
2. Authorize the General Manager to execute the pre-selection agreement subject to non-substantive changes.

3. INFORMATION ITEMS

RECEIVE AND FILE INFORMATION ITEMS

A. TREASURER'S REPORT OF FINANCIAL AFFAIRS (WRITTEN/ POWERPOINT)

4. GENERAL MANAGER'S COMMENTS

5. COMMITTEE MEMBER COMMENTS

6. COMMITTEE MEMBER REQUESTED FUTURE AGENDA ITEMS

7. ADJOURN

*A Municipal Water District

In compliance with the Americans with Disabilities Act, if you need special assistance to participate in this meeting, please contact the Board Secretary (909-993-1736), 48 hours prior to the scheduled meeting so that the Agency can make reasonable arrangements.

Proofed by: jh

DECLARATION OF POSTING

I, April Woodruff, Board Secretary/Office Manager of the Inland Empire Utilities Agency, A Municipal Water District, hereby certify that a copy of the agenda has been posted by 5:30 p.m. in the foyer at the Agency's main office, 6075 Kimball Ave., Building A, Chino, CA on Thursday, November 8, 2018.

April Woodruff
April Woodruff

**CONSENT
ITEM
1A**



**MINUTES
FINANCE AND ADMINISTRATION
COMMITTEE MEETING
INLAND EMPIRE UTILITIES AGENCY*
AGENCY HEADQUARTERS, CHINO, CA**

**WEDNESDAY, OCTOBER 10, 2018
10:30 A.M.**

COMMITTEE MEMBERS PRESENT

Jasmin A. Hall, Chair
Paul Hofer

COMMITTEE MEMBERS ABSENT

None

STAFF PRESENT

Halla Razak, General Manager
Chris Berch, Executive Manager of Engineering/AGM
Kathy Besser, Executive Manager of External Affairs & Policy Development/AGM
Randy Lee, Executive Manager of Operations/AGM
Shaun Stone, Acting Executive Manager of Engineering/AGM
Christina Valencia, Executive Manager of Finance & Administration/AGM
Pietro Cambiaso, Environmental Compliance & Energy Supervisor
Javier Chagoyen-Lazaro, Manager of Finance and Accounting
Sally Lee, Executive Assistant
John Scherck, Senior Project Manager
April Woodruff, Board Secretary/Office Manager

OTHERS PRESENT

None

The meeting was called to order at 10:37 a.m. There were no public comments received or additions to the agenda.

CONSENT CALENDAR ITEMS

The Committee:

- ◆ Approved the Finance and Administration Committee meeting minutes of September 12, 2018.
- ◆ Recommended that the Board approve the total disbursements for the month of August 2018, in the amount of \$19,383,144.08.

ACTION ITEMS:

The Committee:

◆ Recommended that the Board:

1. Ratify the emergency project approval for the RP-2 Dewatering of Decommissioned Structures in the amount of \$500,000;
2. Approve the budget amendment in the amount of \$500,000 for Project No. EN19019, RO Emergency O&M Projects FY 2018/19; and
3. Authorize the General Manager to approve the emergency task order subject to non-substantive changes and budget augmentation;

as a Consent Calendar Item on the October 17, 2018 Board meeting agenda.

INFORMATION ITEMS

The following information item was presented or received and filed by the Committee:

- ◆ Planning & Environmental Resources Annual Reports
- ◆ Treasurer's Report of Financial Affairs

GENERAL MANAGER'S COMMENTS

General Manager Halla Razak stated that Executive Manager of Finance & Administration/AGM Christina Valencia will be convening a group of Finance Managers from the Agency's member agencies to share the Agency's financial situation, issues the Agency is dealing with, and inviting feedback on the challenges. The goal is to ensure that the Agency and member agencies are working closely together to provide an understanding of what is driving costs, budget issues, and rate increases. The meetings are planned to be held at least twice a year.

COMMITTEE MEMBER COMMENTS

There were no Committee Member comments.

COMMITTEE MEMBER REQUESTED FUTURE AGENDA ITEMS

There were no Committee Member requests for future agenda items.

With no further business, Director Hall adjourned the meeting at 11:16 a.m.

Respectfully submitted,

April Woodruff
Board Secretary/Office Manager

**A Municipal Water District*

APPROVED: NOVEMBER 14, 2018

**CONSENT
ITEM
1B**



Date: November 21, 2018

To: The Honorable Board of Directors

Committee: Finance & Administration

From: Halla Razak, General Manager

HRK

11/14/18

Executive Contact: Christina Valencia, Executive Manager of Finance & Administration/AGM

Subject: Report on General Disbursements

Executive Summary:

Total disbursements for the month of September 2018 were \$17,136,990.52. Disbursement activity included check payments of \$5,605,884.20 to vendors and \$49,693.71 for worker's compensation related costs. Electronic payments included Automated Clearing House (ACH) of \$3,119,852.18 and wire transfers (excluding payroll) of \$6,836,558.50. Total payroll was \$1,519,435.57 for employees and \$5,566.36 for the Board of Directors.

Staff's Recommendation:

Approve the total disbursements for the month of September 2018, in the amount of \$17,136,990.52.

Budget Impact *Budgeted* (Y/N): N *Amendment* (Y/N): N *Amount for Requested Approval:*

Account/Project Name:

Fiscal Impact (explain if not budgeted):

Prior Board Action:

None.

Environmental Determination:

Not Applicable

Business Goal:

The report on general disbursements is consistent with the Agency's Business Goal of Fiscal Responsibility in providing financial reporting that accounts for general disbursements associated with operating requirements.

Attachments:

Attachment 1 - Background

Attachment 2 - Details of General Disbursements

Attachment 1 - Background

Subject: Report on General Disbursements

Table 1 summarizes the disbursements detailed in each of the six attachments affixed to this letter. Table 2 lists the disbursements in excess of an aggregated \$500,000 per vendor, and is presented in largest to smallest dollar value.

Table 1: Disbursement Details

Attachment	Payment Type	Amount
2A	Vendor Checks	\$ 5,605,884.20
2B	Workers' Comp Checks	\$ 49,693.71
2C	Vendor ACHs	\$ 3,119,852.18
2D	Vendor Wires (excludes Payroll)	\$ 6,836,558.50
2E	Payroll-Net Pay-Directors	\$ 5,566.36
2F	Payroll-Net Pay-Employees	\$ 1,519,435.57
Total Disbursements		\$17,136,990.52

Table 2: Disbursements in Excess of \$500,000 per Vendor

Vendor	Amount	Description
MWD	\$ 5,370,140.97	July 2018 Water Purchases
COUNTY SANITATION DISTRICT OF LA COUNTY	\$ 1,499,722.73	18/19 - 1 QTR Wastewater Treatment Surcharge
PARSONS WATER & INFRASTRUCTURE	\$ 741,115.76	EN19001-RP-5 Expansion to 30 mgd / EN19006 - RP5 Bio-Solids Facility - 7/7-8/3/18 Prof Svc's
PERS	\$ 675,136.18	09/18 Health Ins / P/R 19, 20 Def Comp
IRS	\$ 633,279.37	P/R 18, 19: Dir 009 Payroll Taxes
SOUTHERN CALIFORNIA EDISON	\$ 629,843.42	Electricity 7/27/18 - 9/14/18
GENESIS CONSTRUCTION	\$ 609,045.00	PA17006.02 -RP-5 Aeration Diffuser Panel Replacement - 8/18 Pay Est #7
MYERS AND SONS CONSTRUCTION LP	\$ 570,634.57	EN14019 -RP-1 Headworks Primary & Secondary Upgrades - 8/18 Pay Est #9
JF SHEA CONSTRUCTION INC	\$ 515,264.74	EN17110.01 -RP4 Trident Filters Rehabilitation - 7/18 Pay Est 5

Attachment 2A

Vendor Checks

Bank		CBB	CITIZENS BUSINESS BANK		ONTARIO CA 917610000	
Bank Key		122234149				
Acct number		CHECK	231167641			
Check						
Check number from to	Payment	Pmnt date	Crcy	Amount paid (FC)	Recipient/void reason code	Enca./void
225567	2200093475	09/04/2018	USD	468.72	GRAINGER PALATINE IL	09/10/2018
225568	2200093476	09/04/2018	USD	992.26	O RINGS & THINGS FONTANA CA	09/14/2018
225569	2200093484	09/04/2018	USD	8,229.00	PACIFIC COURIERS INC ORANGE CA	09/07/2018
225570	2200093479	09/04/2018	USD	549.53	PANTHER PROTECTION ORANGE CA	09/10/2018
225571	2200093474	09/04/2018	USD	6,178.19	PETE'S ROAD SERVICE FULLERTON CA	09/11/2018
225572	2200093487	09/04/2018	USD	5,000.00	PRO-CRAFT CONSTRUCTION INC REDLANDS CA	09/07/2018
225573	2200093471	09/04/2018	USD	260.09	RAMONA TIRE & SERVICE CENTERS HEMET CA	09/12/2018
225574	2200093477	09/04/2018	USD	1,047.73	RED WING BUSINESS ADVANTAGE DALLAS TX	09/07/2018
225575	2200093472	09/04/2018	USD	576.51	ROYAL INDUSTRIAL SOLUTIONS LOS ANGELES CA	09/06/2018
225576	2200093488	09/04/2018	USD	36,195.61	SO CALIF EDISON ROSEMEAD CA	09/10/2018
225577	2200093481	09/04/2018	USD	20,979.15	STANTEC CONSULTING INC CHICAGO IL	09/07/2018
225578	2200093489	09/04/2018	USD	20.00	TE, GARY CHINO HILLS CA	09/24/2018
225579	2200093483	09/04/2018	USD	1,500.00	TOTALFUNDS BY HASLER CAROL STREAM IL	09/11/2018
225580	2200093486	09/04/2018	USD	2,942.49	TRANSENE COMPANY INC DANVERS MA	09/12/2018
225581	2200093480	09/04/2018	USD	11,024.42	W A RASIC CONSTRUCTION CO INC LONG BEACH CA	09/07/2018
225582	2200093473	09/04/2018	USD	2,531.73	WEST VALLEY MOSQUITO AND ONTARIO CA	09/07/2018
225583	2200093497	09/04/2018	USD	55.11	SO CALIF GAS MONTEREY PARK CA	09/07/2018
225584	2200093496	09/04/2018	USD	146.54	SPORT PINS INTERNATIONAL INC UPLAND CA	09/10/2018
225585	2200093494	09/04/2018	USD	19,268.18	U S BANK ST LOUIS MO	09/11/2018
225586	2200093492	09/04/2018	USD	2,051.47	U S HEALTHWORKS MEDICAL GROUP LOS ANGELES CA	09/06/2018
225587	2200093491	09/04/2018	USD	8,402.12	VERIZON WIRELESS DALLAS TX	09/10/2018
225588	2200093490	09/04/2018	USD	3,661.25	WASTE MANAGEMENT OF LOS ANGELES CA	09/07/2018
225589	2200093493	09/04/2018	USD	1,653.93	WORLDWIDE EXPRESS ALBANY NY	09/12/2018
225590	2200093495	09/04/2018	USD	1,255.89	YRC PASADENA CA	09/06/2018
225591	2200093518	09/06/2018	USD	330.91	AIRGAS WEST INC PASADENA CA	09/10/2018
225592	2200093558	09/06/2018	USD	351.01	ALTA FOODCRAFT COFFEE LONG BEACH CA	09/11/2018
225593	2200093554	09/06/2018	USD	655.29	AMERICAN PRINTING & PROMOTIONS CHINO CA	09/19/2018
225594	2200093523	09/06/2018	USD	1,416.45	ARIZONA INSTRUMENT LLC CHANDLER AZ	09/11/2018
225595	2200093559	09/06/2018	USD	1,815.59	ASAP INDUSTRIAL SUPPLY FONTANA CA	09/11/2018
225596	2200093567	09/06/2018	USD	17,339.00	BRIGHTVIEW LANDSCAPES LLC ROCKVILLE MD	10/01/2018
225597	2200093592	09/06/2018	USD	34.96	BUCHANAN, JAMES CHINO HILLS CA	09/14/2018
225598	2200093569	09/06/2018	USD	7,325.71	CALIFORNIA WATER TECHNOLOGIES, PASADENA CA	09/10/2018
225599	2200093590	09/06/2018	USD	438.89	CAMACHO, MICHAEL CHINO HILLS CA	09/10/2018
225600	2200093528	09/06/2018	USD	37,636.46	CAROLLO ENGINEERS INC SALT LAKE CITY UT	09/12/2018
225601	2200093543	09/06/2018	USD	804.50	CASC ENGINEERING AND CONSULTING COLTON CA	09/12/2018
225602	2200093540	09/06/2018	USD	295.00	CHAMPION FIRE SYSTEMS INC RANCHO CUCAMONGA CA	09/12/2018
225603	2200093510	09/06/2018	USD	13,301.26	CHARLES P CROWLEY CO IRVINDALE CA	09/13/2018
225604	2200093551	09/06/2018	USD	2,269.22	CINTAS CORPORATION LOC#150 PHOENIX AZ	09/14/2018
225605	2200093585	09/06/2018	USD	1,588.58	CITY OF CHINO CHINO CA	09/10/2018
225606	2200093570	09/06/2018	USD	428.03	D & H WATER SYSTEMS INC OCEANSIDE CA	09/11/2018
225607	2200093550	09/06/2018	USD	2,187.48	DETECTION INSTRUMENTS CORP PHOENIX AZ	09/20/2018
225608	2200093583	09/06/2018	USD	400.00	EARTHWORK CALCULATION SERVICES COSTA MESA CA	09/10/2018
225609	2200093561	09/06/2018	USD	5,653.66	ELECTRO-CHEMICAL DEVICES, INC ANAHEIM CA	09/11/2018
225610	2200093563	09/06/2018	USD	1,550.00	EPI-USE AMERICA INC ATLANTA GA	09/14/2018

Bank		CBB		CITIZENS BUSINESS BANK		ONTARIO CA 917610000	
Bank Key		122234149					
Acct number		CHECK		231167641			
Check							
Check number from to	Payment	Pmnt date	Crcy	Amount paid (FC)	Recipient/void reason code	Enca./void	
225611	2200093512	09/06/2018	USD	1,640.75	FISHER SCIENTIFIC LOS ANGELES CA		09/10/2018
225612	2200093587	09/06/2018	USD	1,013.56	FONTANA WATER COMPANY FONTANA CA		09/12/2018
225613	2200093588	09/06/2018	USD	2,370.35	FRONTIER COMMUNICATIONS CORP CINCINNATI OH		09/13/2018
225614	2200093582	09/06/2018	USD	981.17	GARRATT CALLAHAN COMPANY BURLINGAME CA		09/11/2018
225615	2200093560	09/06/2018	USD	7,000.00	GHD PASADENA CA		09/10/2018
225616	2200093521	09/06/2018	USD	2,081.17	GRAINGER PALATINE IL		09/11/2018
225617	2200093552	09/06/2018	USD	1,111.98	GRISWOLD INDUSTRIES COSTA MESA CA		09/10/2018
225618	2200093513	09/06/2018	USD	274.06	HOME DEPOT CREDIT SERVICES PHOENIX AZ		09/12/2018
225619	2200093581	09/06/2018	USD	2,974.98	HOWDEN ROOTS LLC DALLAS TX		09/11/2018
225620	2200093531	09/06/2018	USD	72.08	INDUSTRIAL SUPPLY COMPANY ONTARIO CA		09/11/2018
225621	2200093541	09/06/2018	USD	300.15	INLAND WATER WORKS SUPPLY CO SAN BERNARDINO CA		09/21/2018
225622	2200093589	09/06/2018	USD	43.64	LAU, ALAN CHINO HILLS CA		09/24/2018
225623	2200093534	09/06/2018	USD	70.00	LIEBERT CASSIDY WHITMORE LOS ANGELES CA		09/12/2018
225624	2200093524	09/06/2018	USD	211.19	MAJESTIC TROPHY CO ONTARIO CA		09/11/2018
225625	2200093556	09/06/2018	USD	115.50	MEYERS NAWE OAKLAND CA		09/11/2018
225626	2200093565	09/06/2018	USD	1,080.00	MICROAGE PHOENIX AZ		09/11/2018
225627	2200093555	09/06/2018	USD	2,841.60	NATIONAL CINEMEDIA LLC DENVER CO		09/12/2018
225628	2200093536	09/06/2018	USD	1,728.31	NAUMANN HOBBS MATERIAL HANDLINLOS ANGELES CA		09/13/2018
225629	2200093548	09/06/2018	USD	3,852.92	NIAGARA BOTTLING LLC ONTARIO CA		09/12/2018
225630	2200093591	09/06/2018	USD	35.71	NOH, BRIAN CHINO HILLS CA		09/12/2018
225631	2200093525	09/06/2018	USD	54.95	O RINGS & THINGS FONTANA CA		09/14/2018
225632	2200093511	09/06/2018	USD	7,858.15	OFFICE DEPOT PHOENIX AZ		09/14/2018
225633	2200093520	09/06/2018	USD	606.32	PETE'S ROAD SERVICE FULLERTON CA		09/12/2018
225634	2200093544	09/06/2018	USD	202.20	PONTON INDUSTRIES INC YORBA LINDA CA		09/24/2018
225635	2200093568	09/06/2018	USD	3,000.00	POWER ENGINEERING SERVICES INC BREA CA		09/21/2018
225636	2200093574	09/06/2018	USD	15,722.77	PRIORITY BUILDING SERVICES LLC BREA CA		09/11/2018
225637	2200093535	09/06/2018	USD	9,750.00	PROJECT PARTNERS INC LAGUNA HILLS CA		09/11/2018
225638	2200093537	09/06/2018	USD	2,424.40	PSOMAS LOS ANGELES CA		09/10/2018
225639	2200093579	09/06/2018	USD	803.05	QUINN COMPANY LOS ANGELES CA		09/10/2018
225640	2200093509	09/06/2018	USD	132.71	REM LOCK & KEY ONTARIO CA		09/13/2018
225641	2200093526	09/06/2018	USD	4,030.00	RMS ENGINEERING & DESIGN CORONA DEL MAR CA		09/11/2018
225642	2200093538	09/06/2018	USD	1,264.11	ROSEMOUNT INC CHICAGO IL		09/10/2018
225643	2200093515	09/06/2018	USD	5,121.88	ROYAL INDUSTRIAL SOLUTIONS LOS ANGELES CA		09/10/2018
225644	2200093549	09/06/2018	USD	639.81	RSD LAKE FOREST CA		09/10/2018
225645	2200093584	09/06/2018	USD	799.33	SAFEWORKER.COM INC GRESHAM OR		09/11/2018
225646	2200093533	09/06/2018	USD	4,977.60	SAN BERNARDINO COUNTY SAN BERNARDINO CA		09/17/2018
225647	2200093586	09/06/2018	USD	70,075.65	SO CALIF EDISON ROSEMEAD CA		09/14/2018
225648	2200093522	09/06/2018	USD	8,742.14	SOUTH COAST AQMD DIAMOND BAR CA		09/17/2018
225649	2200093564	09/06/2018	USD	1,198.00	STAFFING NETWORK LLC CAROL STREAM IL		09/11/2018
225650	2200093576	09/06/2018	USD	453.22	STORETRIEVE LLC PASADENA CA		09/10/2018
225651	2200093532	09/06/2018	USD	2,401.86	TELEDYNE INSTRUMENTS INC CHICAGO IL		09/10/2018
225652	2200093557	09/06/2018	USD	13,252.00	THOMAS HARDER & CO INC ANAHEIM CA		09/12/2018
225653	2200093571	09/06/2018	USD	2,786.50	TRIPLETT SMITH AND ASSOCIATES, IRVINE CA		09/19/2018
225654	2200093517	09/06/2018	USD	493.45	UNDERGROUND SERVICE ALERT/SC CORONA CA		09/13/2018

Bank		CBB	CITIZENS BUSINESS BANK		ONTARIO CA 917610000	
Bank Key		122234149				
Acct number		CHECK	231167641			
Check						
Check number from to	Payment	Pmnt date	Crcy	Amount paid (FC)	Recipient/void reason code	Enca./void
225655	2200093573	09/06/2018	USD	37,494.00	WALLACE & ASSOCIATES CONSULTINPARK CITY UT	09/12/2018
225656	2200093530	09/06/2018	USD	1,500.00	WATER EDUCATION LA VERNE CA	
225657	2200093597	09/06/2018	USD	49,542.50	GSE CONSTRUCTION COMPANY INC LIVERMORE CA	09/13/2018
225658	2200093642	09/13/2018	USD	285.16	ACCURATE MEASUREMENT SYSTEMS IDANA POINT CA	09/25/2018
225659	2200093631	09/13/2018	USD	124.67	AGILENT TECHNOLOGIES INC LOS ANGELES CA	09/17/2018
225660	2200093620	09/13/2018	USD	405.82	AIRGAS WEST INC PASADENA CA	09/17/2018
225661	2200093653	09/13/2018	USD	691.34	ALTA FOODCRAFT COFFEE LONG BEACH CA	09/18/2018
225662	2200093627	09/13/2018	USD	758.21	AMERICAN COMPRESSOR CO SANTA FE SPRINGS CA	09/18/2018
225663	2200093654	09/13/2018	USD	1,709.39	ASAP INDUSTRIAL SUPPLY FONTANA CA	09/18/2018
225664	2200093656	09/13/2018	USD	65.00	ASCE SOUTHERN SAN JOAQUIN BRABAKERSFIELD CA	10/05/2018
225665	2200093658	09/13/2018	USD	2,747.37	AUTOZONE INC ATLANTA GA	09/18/2018
225666	2200093661	09/13/2018	USD	2,873.36	BERLIN PACKAGING LLC CHICAGO IL	09/17/2018
225667	2200093649	09/13/2018	USD	3,000.00	BIG LEAGUE DREAMS CHINO HILLS CA	09/21/2018
225668	2200093641	09/13/2018	USD	321.51	BOOT BARN INC IRVINE CA	09/18/2018
225669	2200093611	09/13/2018	USD	185.69	BRENNER-FIEDLER & ASSOCIATES ICERRITOS CA	09/18/2018
225670	2200093612	09/13/2018	USD	1,436.94	BROWN AND CALDWELL SAN FRANCISCO CA	09/18/2018
225671	2200093651	09/13/2018	USD	8,000.00	CALIFORNIA STRATEGIES LLC SACRAMENTO CA	09/19/2018
225672	2200093662	09/13/2018	USD	7,934.68	CALIFORNIA WATER TECHNOLOGIES, PASADENA CA	09/17/2018
225673	2200093683	09/13/2018	USD	147.63	CARL H TAYLOR III CRYSTAL RIVER FL	09/19/2018
225674	2200093634	09/13/2018	USD	276,810.51	CAROLLO ENGINEERS INC SALT LAKE CITY UT	09/19/2018
225675	2200093632	09/13/2018	USD	51.00	CHINO CREEK TOASTMASTER CLUB CHINO HILLS CA	
225676	2200093650	09/13/2018	USD	2,968.86	CINTAS CORPORATION LOC#150 PHOENIX AZ	09/25/2018
225677	2200093640	09/13/2018	USD	1,567.36	CINTAS FIRST AID & SAFETY LOCCINCINNATI OH	09/17/2018
225678	2200093681	09/13/2018	USD	384.00	CITY EMPLOYEES ASSOCIATES LONG BEACH CA	09/18/2018
225679	2200093622	09/13/2018	USD	1,376.00	CITY OF CHINO CHINO CA	09/17/2018
225680	2200093613	09/13/2018	USD	144.02	CITY RENTALS INC ONTARIO CA	09/19/2018
225681	2200093614	09/13/2018	USD	1,743.93	COLE FARMER INSTRUMENT CO CHICAGO IL	09/17/2018
225682	2200093630	09/13/2018	USD	373.25	COMMERCIAL DOOR CO POMONA CA	09/18/2018
225683	2200093657	09/13/2018	USD	35,724.18	CONSERV CONSTRUCTION INC MENIFEE CA	09/17/2018
225684	2200093623	09/13/2018	USD	681.50	CUCAMONGA VALLEY WATER DISTIRICRANCHO CUCAMONGA CA	09/19/2018
225685	2200093633	09/13/2018	USD	1,800.00	CUES ATLANTA GA	09/17/2018
225686	2200093691	09/13/2018	USD	300.00	DE LA ROSA, ANGELA RANCHO CUCAMONGA CA	09/25/2018
225687	2200093688	09/13/2018			voided by KMCCHRIS - Wrong Payee	09/24/2018
225688	2200093644	09/13/2018	USD	239.10	DESERT PUMPS AND PARTS INC BELLA VISTA AR	09/18/2018
225689	2200093684	09/13/2018	USD	200.00	DIAZ, LUCIA CHINO HILLS CA	09/17/2018
225690	2200093667	09/13/2018	USD	5,026.93	DORGAN LEGAL SERVICES LLP PASADENA CA	09/18/2018
225691	2200093638	09/13/2018	USD	2,868.83	E Z PARTY RENTALS POMONA CA	09/18/2018
225692	2200093616	09/13/2018	USD	289.73	FISHER SCIENTIFIC LOS ANGELES CA	09/17/2018
225693	2200093680	09/13/2018	USD	100.00	FRANCHISE TAX BOARD SACRAMENTO CA	10/03/2018
225694	2200093677	09/13/2018	USD	2,831.37	FRONTIER COMMUNICATIONS CORP CINCINNATI OH	09/20/2018
225695	2200093673	09/13/2018	USD	12,760.92	GARRATT CALLAHAN COMPANY BURLINGAME CA	09/18/2018
225696	2200093621	09/13/2018	USD	6,551.10	GRAINGER PALATINE IL	09/18/2018
225697	2200093625	09/13/2018	USD	195.00	HI-WAY SAFETY RENTALS INC CHINO CA	09/18/2018
225698	2200093617	09/13/2018	USD	789.13	HOME DEPOT CREDIT SERVICES PHOENIX AZ	09/21/2018

Bank		CBB		CITIZENS BUSINESS BANK		ONTARIO CA 917610000	
Bank Key		122234149					
Acct number		CHECK		231167641			
Check							
Check number from to	Payment	Pmnt date	Crcy	Amount paid (FC)	Recipient/void reason code	Enca./void	
225699	2200093690	09/13/2018	USD	188.00	HYDER, JEFFREY CHINO HILLS CA		
225700	2200093639	09/13/2018	USD	5.00	INDUSTRIAL HEARING & PULMONARYUPLAND CA		09/18/2018
225701	2200093678	09/13/2018	USD	51.00	INLAND EMPIRE UNITED WAY RANCHO CUCAMONGA CA		09/18/2018
225702	2200093647	09/13/2018	USD	524.00	INSIDE PLANTS INC CORONA CA		09/19/2018
225703	2200093671	09/13/2018	USD	16,788.74	JWC ENVIRONMENTAL LLC LOS ANGELES CA		09/19/2018
225704	2200093666	09/13/2018	USD	3,766.50	KNOWBEA INC PITTSBURGH PA		09/17/2018
225705	2200093629	09/13/2018	USD	3,654.85	KONICA MINOLTA PASADENA CA		09/19/2018
225706	2200093628	09/13/2018	USD	608.27	KONICA MINOLTA BUSINESS SOLUTIPASADENA CA		09/17/2018
225707	2200093692	09/13/2018	USD	300.00	LEE, SHELLY RANCHO CUCAMONGA CA		09/17/2018
225708	2200093676	09/13/2018	USD	923.39	LEVEL 3 COMMUNICATIONS LLC DENVER CO		09/26/2018
225709	2200093693	09/13/2018	USD	300.00	LIU, KING ONTARIO CA		09/18/2018
225710	2200093637	09/13/2018	USD	426.06	LOCKMASTERS USA INC PANAMA CITY FL		09/20/2018
225711	2200093652	09/13/2018	USD	776.05	MALLFINANCE INC DALLAS TX		09/24/2018
225712	2200093665	09/13/2018	USD	3,276.76	MANAGED MOBILE INC PLACENTIA CA		09/20/2018
225713	2200093687	09/13/2018	USD	300.00	MARTINEZ, MILENA CHINO HILLS CA		09/19/2018
225714	2200093685	09/13/2018	USD	130.39	MCDONALD, BONNIE CHINO HILLS CA		09/18/2018
225715	2200093635	09/13/2018	USD	12.34	MIDPOINT BEARING ONTARIO CA		09/18/2018
225716	2200093694	09/13/2018	USD	300.00	MILANO, JAMES CHINO HILLS CA		09/17/2018
225717	2200093672	09/13/2018	USD	9,120.00	MINITEMPS IMPERIAL BEACH CA		09/20/2018
225718	2200093689	09/13/2018	USD	100.20	MYKITTA, RICK CHINO HILLS CA		09/18/2018
225719	2200093668	09/13/2018	USD	1,000.00	NATIONAL CENTER FOR CIVIC INNONEW YORK NY		10/01/2018
225720	2200093626	09/13/2018	USD	1,244.36	O RINGS & THINGS FONTANA CA		09/21/2018
225721	2200093615	09/13/2018	USD	742.15	OFFICE DEPOT PHOENIX AZ		09/21/2018
225722	2200093674	09/13/2018	USD	304.00	ONTARIO MUNICIPAL UTILITIES COONTARIO CA		09/21/2018
225723	2200093618	09/13/2018	USD	152.57	P L HAWN COMPANY INC HUNTINGTON BEACH CA		09/17/2018
225724	2200093643	09/13/2018	USD	4,167.02	PANTHER PROTECTION ORANGE CA		09/19/2018
225725	2200093682	09/13/2018	USD	248.50	PATRICK W HUNTER PHELAN CA		09/17/2018
225726	2200093686	09/13/2018	USD	339.00	POMPA, JESSE CHINO HILLS CA		09/20/2018
225727	2200093670	09/13/2018	USD	218.86	QUINN COMPANY LOS ANGELES CA		09/14/2018
225728	2200093669	09/13/2018	USD	160.00	RANCHO DEL CHINO ROTARY OPERATCHINO CA		09/17/2018
225729	2200093646	09/13/2018	USD	29,714.47	RMC WATER AND ENVIRONMENT BOSTON MA		09/27/2018
225730	2200093675	09/13/2018	USD	523,183.10	SO CALIF EDISON ROSEMEAD CA		09/18/2018
225731	2200093624	09/13/2018	USD	25,000.00	SOUTHERN CALIFORNIA WATER COMM CORONA CA		09/20/2018
225732	2200093659	09/13/2018	USD	1,198.00	STAFFING NETWORK LLC CAROL STREAM IL		09/26/2018
225733	2200093648	09/13/2018	USD	94,310.17	STANTEC CONSULTING INC CHICAGO IL		09/18/2018
225734	2200093636	09/13/2018	USD	2,790.73	TELEDYNE INSTRUMENTS INC CHICAGO IL		09/17/2018
225735	2200093664	09/13/2018	USD	51,207.53	TITUS INDUSTRIAL GROUP INC PRINEVILLE OR		09/17/2018
225736	2200093655	09/13/2018	USD	14,871.65	UPS PROTECTION INC ANAHEIM CA		09/18/2018
225737	2200093679	09/13/2018	USD	243.33	US DEPARTMENT OF EDUCATION ATLANTA GA		09/18/2018
225738	2200093660	09/13/2018	USD	16,394.50	UTILIQUEST LLC ATLANTA GA		09/25/2018
225739	2200093663	09/13/2018	USD	1,356.50	V3IT CONSULTING INC NAPERVILLE IL		09/17/2018
225740	2200093619	09/13/2018	USD	2,285.30	WEST VALLEY MOSQUITO AND ONTARIO CA		09/18/2018
225741	2200093645	09/13/2018	USD	3,594.51	YORK EMPLOYMENT SERVICES, INC SAN FRANCISCO CA		09/17/2018
225742	2200093730	09/13/2018	USD	5,106.42	BURRTEC WASTE INDUSTRIES INC FONTANA CA		09/17/2018

Bank		CBB	CITIZENS BUSINESS BANK		ONTARIO CA 917610000	
Bank Key		122234149				
Acct number		CHECK	231167641			
Check						
Check number from to	Payment	Pmnt date	Crcy	Amount paid (FC)	Recipient/void reason code	Enca./void
225743	2200093721	09/13/2018	USD	2,807.00	RMA GROUP RANCHO CUCAMONGA CA	09/20/2018
225744	2200093722	09/13/2018	USD	1,471.66	ROYAL INDUSTRIAL SOLUTIONS LOS ANGELES CA	09/17/2018
225745	2200093726	09/13/2018	USD	85.34	RSD LAKE FOREST CA	09/17/2018
225746	2200093727	09/13/2018	USD	6,747.00	SAN BERNARDINO COUNTY SAN BERNARDINO CA	09/21/2018
225747	2200093729	09/13/2018	USD	1,953.91	SO CALIF GAS MONTEREY PARK CA	09/21/2018
225748	2200093728	09/13/2018	USD	6,292.80	THERMO ELECTRON NORTH AMERICA ATLANTA GA	09/17/2018
225749	2200093724	09/13/2018	USD	12,549.44	TRIMAX SYSTEMS INC BREA CA	09/18/2018
225750	2200093723	09/13/2018	USD	685.00	U S HEALTHWORKS MEDICAL GROUP LOS ANGELES CA	09/17/2018
225751	2200093725	09/13/2018	USD	919.80	WORLDWIDE EXPRESS ALBANY NY	09/19/2018
225752	2200093780	09/20/2018	USD	890.00	ADVANCED CHEMICAL TECHNOLOGY IRANCHO CUCAMONGA CA	09/25/2018
225753	2200093757	09/20/2018	USD	2,476.39	AIRGAS WEST INC PASADENA CA	09/24/2018
225754	2200093797	09/20/2018	USD	3,562.50	ALLISON MECHANICAL, INC. REDLANDS CA	09/25/2018
225755	2200093799	09/20/2018	USD	32,055.00	ALTA PACIFIC BANK TEMECULA CA	09/25/2018
225756	2200093818	09/20/2018	USD	188.02	AMERICAN HERITAGE LIFE INSURANDALLAS TX	09/26/2018
225757	2200093804	09/20/2018	USD	100.00	ARMENDAREZ III, JESUS M FONTANA CA	
225758	2200093783	09/20/2018	USD	207.80	ASAP INDUSTRIAL SUPPLY FONTANA CA	09/25/2018
225759	2200093766	09/20/2018	USD	35.00	ASBCSD HESPERIA CA	10/10/2018
225760	2200093801	09/20/2018	USD	3,969.02	BANNER BANK CARLSBAD CA	09/25/2018
225761	2200093773	09/20/2018	USD	100.00	BOWMAN, JIM W ONTARIO CA	09/27/2018
225762	2200093790	09/20/2018	USD	2,525.68	BRIGHTVIEW LANDSCAPE SERVICES PASADENA CA	09/24/2018
225763	2200093778	09/20/2018	USD	206.00	BURLINGTON SAFETY LAB OF CALIFWESTMINSTER CA	09/24/2018
225764	2200093798	09/20/2018	USD	16,254.10	BUSINESS CARD WILMINGTON DE	09/24/2018
225765	2200093760	09/20/2018	USD	102.00	CALIF WATER ENVIRONMENT ASSOC OAKLAND CA	10/05/2018
225766	2200093792	09/20/2018	USD	22,809.25	CALIFORNIA WATER TECHNOLOGIES, PASADENA CA	09/24/2018
225767	2200093765	09/20/2018	USD	30,338.60	CAROLLO ENGINEERS WALNUT CREEK CA	10/02/2018
225768	2200093764	09/20/2018	USD	255.00	CHINO CREEK TOASTMASTER CLUB CHINO HILLS CA	
225769	2200093768	09/20/2018	USD	78.28	CHINO MFG & REPAIR INC CHINO CA	09/24/2018
225770	2200093784	09/20/2018	USD	10,832.11	CHINO MOWER & ENGINE SERVICE CHINO CA	09/26/2018
225771	2200093775	09/20/2018	USD	2,741.17	CINTAS CORPORATION LOC#150 PHOENIX AZ	09/26/2018
225772	2200093812	09/20/2018	USD	700.07	CITY OF CHINO CHINO CA	09/24/2018
225773	2200093785	09/20/2018	USD	7,219.00	CIVIC PUBLICATIONS INC LA VERNE CA	09/26/2018
225774	2200093820	09/20/2018	USD	347.26	COLONIAL LIFE & ACCIDENT INSURCOLUMBIA SC	09/27/2018
225775	2200093767	09/20/2018	USD	135.00	COUNTY OF SAN BERNARDINO SAN BERNARDINO CA	10/02/2018
225776	2200093754	09/20/2018	USD	1,499,722.73	COUNTY SANITATION DISTRICTS OFWHITTIER CA	09/27/2018
225777	2200093814	09/20/2018	USD	870.45	CUCAMONGA VALLEY WATER DISTRICTLOS ANGELES CA	09/25/2018
225778	2200093759	09/20/2018	USD	40.63	CUCAMONGA VALLEY WATER DISTRICTRANCHO CUCAMONGA CA	09/26/2018
225779	2200093793	09/20/2018	USD	851.05	D & H WATER SYSTEMS INC OCEANSIDE CA	10/01/2018
225780	2200093782	09/20/2018	USD	770.00	DAVID WHEELER'S PEST CONTROL, NORCO CA	09/25/2018
225781	2200093795	09/20/2018	USD	500.00	DEBBY FIGONI BEVERLY HILLS CA	09/27/2018
225782	2200093769	09/20/2018	USD	2,061.00	DUDEK & ASSOCIATES INC ENCINITAS CA	09/25/2018
225783	2200093826	09/20/2018	USD	88.75	DYER, DANIEL CHINO HILLS CA	09/27/2018
225784	2200093786	09/20/2018	USD	11,732.55	ELECTRO-CHEMICAL DEVICES, INC ANAHEIM CA	09/25/2018
225785	2200093788	09/20/2018	USD	195.71	ENVIRONMENTAL SCIENCE ASSOCIATELK GROVE IL	09/26/2018
225786	2200093824	09/20/2018	USD	2,246.46	FIDELITY SECURITY LIFE INSURANCINCINNATI OH	09/28/2018

Bank		CBB	CITIZENS BUSINESS BANK		ONTARIO CA 917610000	
Bank Key		122234149				
Acct number		CHECK	231167641			
Check						
Check number from to	Payment	Pmnt date	Crcy	Amount paid (FC)	Recipient/void reason code	Enca./void
225787	2200093755	09/20/2018	USD	5,398.69	FISHER SCIENTIFIC LOS ANGELES CA	09/24/2018
225788	2200093817	09/20/2018	USD	3,190.49	FRONTIER COMMUNICATIONS CORP CINCINNATI OH	09/28/2018
225789	2200093805	09/20/2018	USD	800.00	GARDENSOFT CORPORATION THOUSAND OAKS CA	09/24/2018
225790	2200093774	09/20/2018	USD	52,017.92	GEI CONSULTANTS INC BOSTON MA	09/25/2018
225791	2200093758	09/20/2018	USD	9,577.87	GRAINGER PALATINE IL	09/24/2018
225792	2200093796	09/20/2018	USD	76,047.50	GSE CONSTRUCTION COMPANY INC LIVERMORE CA	09/25/2018
225793	2200093808	09/20/2018	USD	20,609.51	GWINCO CONSTRUCTION & ENGINEERONTARIO CA	09/25/2018
225794	2200093756	09/20/2018	USD	1,308.81	HOME DEPOT CREDIT SERVICES PHOENIX AZ	09/26/2018
225795	2200093809	09/20/2018	USD	8,460.55	HOWDEN ROOTS LLC DALLAS TX	09/24/2018
225796	2200093771	09/20/2018	USD	795.00	INLAND EMPIRE MAGAZINE RIVERSIDE CA	09/26/2018
225797	2200093762	09/20/2018	USD	418,062.09	J F SHEA CONSTRUCTION INC WALNUT CA	09/26/2018
225798	2200093810	09/20/2018	USD	451,240.50	KIEWIT INFRASTRUCTURE WEST CO SANTA FE SPRINGS CA	
225799	2200093761	09/20/2018	USD	2,562.71	KONICA MINOLTA BUSINESS SOLUTIPASADENA CA	09/24/2018
225800	2200093806	09/20/2018	USD	7,500.00	KRD MANAGEMENT CONSULTING LLC TEMECULA CA	09/24/2018
225801	2200093823	09/20/2018	USD	236.15	LEGALSHIELD ADA OK	09/27/2018
225802	2200093794	09/20/2018	USD	146.00	LITTLE SISTER'S TRUCK WASH, INBONSALL CA	09/25/2018
225803	2200093807	09/20/2018	USD	570,634.57	MYERS AND SONS CONSTRUCTION LPSACRAMENTO CA	09/25/2018
225804	2200093763	09/20/2018	USD	622.42	NAUMANN HOBBS MATERIAL HANDLINLOS ANGELES CA	09/26/2018
225805	2200093802	09/20/2018	USD	3,893.51	NEW MILLENNIUM CONSTRUCTION CHINO HILLS CA	09/24/2018
225806	2200093813	09/20/2018	USD	5,742.86	ONTARIO MUNICIPAL UTILITIES COONTARIO CA	09/24/2018
225807	2200093821	09/20/2018	USD	410.76	PERS LONG TERM CARE PROGRAM PASADENA CA	09/25/2018
225808	2200093777	09/20/2018	USD	629.21	READY REFRESH BY NESTLE LOUISVILLE KY	10/01/2018
225809	2200093776	09/20/2018	USD	100.00	ROGERS, PETER J CHINO HILLS CA	10/09/2018
225810	2200093825	09/20/2018	USD	43.60	SCHERCK, JOHN CHINO HILLS CA	10/01/2018
225811	2200093811	09/20/2018	USD	11,875.00	SCHULER CONSTRUCTORS INC RIVERSIDE CA	09/26/2018
225812	2200093815	09/20/2018	USD	389.06	SO CALIF EDISON ROSEMEAD CA	09/26/2018
225813	2200093789	09/20/2018	USD	3,264.55	STAFFING NETWORK LLC CAROL STREAM IL	09/25/2018
225814	2200093787	09/20/2018	USD	100.00	TIEGS, KATHLEEN ALTA LOMA CA	09/24/2018
225815	2200093770	09/20/2018	USD	2,662.00	U S BANK NA MINNEAPOLIS MN	09/25/2018
225816	2200093781	09/20/2018	USD	100.00	ULLOA, EUNICE M CHINO CA	10/10/2018
225817	2200093779	09/20/2018			voided by DSPRINGE - Check not needed	10/04/2018
225818	2200093816	09/20/2018	USD	457.60	VERIZON BUSINESS ALBANY NY	09/25/2018
225819	2200093800	09/20/2018	USD	100.00	VINCENT, TRISHA LYNN MONTCLAIR CA	09/25/2018
225820	2200093803	09/20/2018	USD	91,250.53	VIRAMONIES EXPRESS INC CORONA CA	10/01/2018
225821	2200093819	09/20/2018	USD	2,510.50	WESTERN DENTAL PLAN ORANGE CA	09/27/2018
225822	2200093822	09/20/2018	USD	25.00	WILCO LIFE INSURANCE COMPANY CHARLOTTE NC	10/03/2018
225823	2200093791	09/20/2018	USD	4,275.00	YELLOW JACKET DRILLING SERVICEPHOENIX AZ	09/25/2018
225824	2200093772	09/20/2018	USD	1,014.16	YORK EMPLOYMENT SERVICES INC ONTARIO CA	09/24/2018
225825	2200093828	09/20/2018	USD	97,202.65	J F SHEA CONSTRUCTION INC WALNUT CA	09/27/2018
225826	2200093829	09/20/2018	USD	40,409.55	SWRCB ACCOUNTING OFFICE SACRAMENTO CA	09/28/2018
225827	2200094053	09/27/2018	USD	4,011.00	AGI GENERAL CONTRACTING STANTON CA	10/02/2018
225828	2200093991	09/27/2018	USD	64.15	AGILENT TECHNOLOGIES, INC. CHICAGO IL	10/01/2018
225829	2200093990	09/27/2018	USD	395.44	AGILENT TECHNOLOGIES INC LOS ANGELES CA	10/01/2018
225830	2200093978	09/27/2018	USD	482.71	AIRGAS WEST INC PASADENA CA	10/01/2018

Bank		CBB	CITIZENS BUSINESS BANK		ONTARIO CA 917610000	
Bank Key		122234149				
Acct number		CHECK	231167641			
Check						
Check number from to	Payment	Pmnt date	Crcy	Amount paid (FC)	Recipient/void reason code	Enca./void
225831	2200094071	09/27/2018	USD	538.75	ALONSO, RON CHINO HILLS CA	10/01/2018
225832	2200094072	09/27/2018	USD	46.84	ARAMBULA, BLANCA CHINO HILLS CA	10/15/2018
225833	2200094002	09/27/2018	USD	35.00	ASBCSD HESPERIA CA	10/10/2018
225834	2200093998	09/27/2018	USD	441.20	BLAIR-MARTIN COMPANY INC SIGNAL HILL CA	10/02/2018
225835	2200093985	09/27/2018	USD	282.85	BLAZE CONE COMPANY PORTLAND OR	10/02/2018
225836	2200094055	09/27/2018	USD	183.34	BREIG, ANNA VICTORVILLE CA	10/05/2018
225837	2200094027	09/27/2018	USD	18,041.88	BRIGHTVIEW LANDSCAPE SERVICES PASADENA CA	10/01/2018
225838	2200094029	09/27/2018	USD	15,181.42	CALIFORNIA WATER TECHNOLOGIES, PASADENA CA	10/01/2018
225839	2200094069	09/27/2018	USD	147.63	CARL H TAYLOR III CRYSTAL RIVER FL	10/02/2018
225840	2200093995	09/27/2018	USD	28,592.30	CAROLLO ENGINEERS INC SALT LAKE CITY UT	10/03/2018
225841	2200093986	09/27/2018	USD	2,475.00	CHINO BASIN WATER CONSERVATIONMONICLAIR CA	10/09/2018
225842	2200093993	09/27/2018	USD	51.00	CHINO CREEK TOASTMASTER CLUB CHINO HILLS CA	
225843	2200094015	09/27/2018	USD	2,818.11	CINTAS CORPORATION LOC#150 PHOENIX AZ	10/09/2018
225844	2200094004	09/27/2018	USD	1,325.30	CINTAS FIRST AID & SAFETY LOCCINCINNATI OH	10/01/2018
225845	2200094067	09/27/2018	USD	404.00	CITY EMPLOYEES ASSOCIATES LONG BEACH CA	10/02/2018
225846	2200093968	09/27/2018	USD	193.15	COLE FARMER INSTRUMENT CO CHICAGO IL	10/01/2018
225847	2200094018	09/27/2018	USD	760.00	CRB SECURITY SOLUTIONS WESTMINSTER CA	10/03/2018
225848	2200094045	09/27/2018	USD	7,190.00	CSI SERVICES INC SANTA CLARITA CA	10/04/2018
225849	2200094073	09/27/2018	USD	198.28	DELGADO, ROBERTO CHINO HILLS CA	
225850	2200094008	09/27/2018	USD	2,583.70	DESERT PUMPS AND PARTS INC BELLA VISTA AR	10/10/2018
225851	2200094051	09/27/2018	USD	200.00	DKF SOLUTIONS GROUP LLC VALLEJO CA	10/12/2018
225852	2200094049	09/27/2018	USD	1,579.00	EBIX INC ATLANTA GA	10/04/2018
225853	2200093994	09/27/2018	USD	123.00	ENVIRONMENTAL CONSULTING & TESSUPERIOR WI	10/05/2018
225854	2200093970	09/27/2018	USD	6,731.36	FISHER SCIENTIFIC LOS ANGELES CA	10/01/2018
225855	2200094066	09/27/2018	USD	100.00	FRANCHISE TAX BOARD SACRAMENTO CA	10/10/2018
225856	2200093984	09/27/2018	USD	437.86	GATOR AUTO GLASS ONTARIO CA	10/03/2018
225857	2200093983	09/27/2018	USD	1,250.80	GENERAL BOTTLE INC LOS ANGELES CA	10/03/2018
225858	2200094022	09/27/2018	USD	28,419.12	GHD PASADENA CA	10/01/2018
225859	2200094040	09/27/2018	USD	2,170.00	GILLIS + PANICHAPAN ARCHITECTSCOSTA MESA CA	10/03/2018
225860	2200093982	09/27/2018	USD	1,411.98	GRAINGER PALATINE IL	10/02/2018
225861	2200094058	09/27/2018	USD	499.68	HOBBS, DIANA APPLE VALLEY CA	10/02/2018
225862	2200093972	09/27/2018	USD	319.24	HOME DEPOT CREDIT SERVICES PHOENIX AZ	10/04/2018
225863	2200094056	09/27/2018	USD	499.68	HORNE, WILLIAM YUCCA VALLEY CA	10/01/2018
225864	2200094023	09/27/2018	USD	10,794.72	ICE QUBE INC GREENSBURG PA	10/03/2018
225865	2200094003	09/27/2018	USD	2,070.00	INDUSTRIAL HEARING & PULMONARYUPLAND CA	10/02/2018
225866	2200094062	09/27/2018	USD	51.00	INLAND EMPIRE UNITED WAY RANCHO CUCAMONGA CA	10/05/2018
225867	2200094010	09/27/2018	USD	8,687.92	INNOVATIVE FEDERAL STRATEGIES WASHINGTON DC	10/09/2018
225868	2200094048	09/27/2018	USD	14,555.34	JWC ENVIRONMENTAL LLC LOS ANGELES CA	10/03/2018
225869	2200093988	09/27/2018	USD	290.93	KONICA MINOLTA PASADENA CA	10/01/2018
225870	2200094042	09/27/2018	USD	8,891.18	LAW OFFICE OF KATHY M GANDARA RANCHO CUCAMONGA CA	10/09/2018
225871	2200094052	09/27/2018	USD	19,585.00	LITTLER MENDELSON PC SAN FRANCISCO CA	10/02/2018
225872	2200094037	09/27/2018	USD	235.98	MANAGED MOBILE INC PLACENTIA CA	10/03/2018
225873	2200094020	09/27/2018	USD	5,863.95	MARS ENVIRONMENTAL INC ANAHEIM CA	10/09/2018
225874	2200094050	09/27/2018	USD	2,362.50	MEANS CONSULTING LLC NEWPORT BEACH CA	10/03/2018

Bank	CBB	CITIZENS BUSINESS BANK		ONTARIO CA 917610000		
Bank Key	122234149					
Acct number	CHECK	231167641				
Check						
Check number from to	Payment	Pmnt date	Crcy	Amount paid (FC)	Recipient/void reason code	Enca./void
225875	2200094025	09/27/2018	USD	5,356.56	MICROAGE PHOENIX AZ	
225876	2200094057	09/27/2018	USD	826.04	MILLER, ELMER L BLUE JAY CA	10/03/2018
225877	2200094043	09/27/2018	USD	2,500.00	MULTIPLIER OAKLAND CA	
225878	2200094039	09/27/2018	USD	22,662.50	MWH CONSTRUCTORS INC BROOMFIELD CO	10/03/2018
225879	2200094006	09/27/2018	USD	3,145.06	NAUMANN HOBBS MATERIAL HANDLINLOS ANGELES CA	10/04/2018
225880	2200093969	09/27/2018	USD	1,117.99	OFFICE DEPOT PHOENIX AZ	10/09/2018
225881	2200094054	09/27/2018	USD	78.92	ONTARIO MUNICIPAL UTILITIES COONTARIO CA	10/10/2018
225882	2200094068	09/27/2018	USD	248.50	PATRICK W HUNTER PHELAN CA	10/01/2018
225883	2200094014	09/27/2018	USD	4,432.26	PATTEN SYSTEMS INC HUNTINGTON BEACH CA	10/03/2018
225884	2200093980	09/27/2018	USD	240.00	PETE'S ROAD SERVICE FULLERTON CA	10/02/2018
225885	2200093981	09/27/2018	USD	1,024.27	PETTY CASH EXPENDITURES CHINO CA	10/02/2018
225886	2200094028	09/27/2018	USD	12,002.50	POWER ENGINEERING SERVICES INCBREA CA	10/01/2018
225887	2200093989	09/27/2018	USD	4,977.77	RAINBOW BOLT & SUPPLY RIVERSIDE CA	
225888	2200094070	09/27/2018	USD	188.00	REED, RANDALL J CHINO HILLS CA	10/09/2018
225889	2200094047	09/27/2018	USD	480.00	REIGN INDUSTRIES INC BREA CA	10/03/2018
225890	2200093973	09/27/2018	USD	6,418.00	RMA GROUP RANCHO CUCAMONGA CA	10/02/2018
225891	2200093992	09/27/2018	USD	960.00	RMS ENGINEERING & DESIGN CORONA DEL MAR CA	10/02/2018
225892	2200093974	09/27/2018	USD	4,317.05	ROYAL INDUSTRIAL SOLUTIONS LOS ANGELES CA	10/02/2018
225893	2200094012	09/27/2018	USD	614.37	RSD LAKE FOREST CA	10/01/2018
225894	2200094021	09/27/2018	USD	802.74	RUSSELL SIGLER INC LOS ANGELES CA	10/01/2018
225895	2200094024	09/27/2018	USD	984.62	STAFFING NETWORK LLC CAROL STREAM IL	10/01/2018
225896	2200093979	09/27/2018	USD	675.75	TELL STEEL INC LONG BEACH CA	10/02/2018
225897	2200094030	09/27/2018	USD	429.32	THERMO ELECTRON NORTH AMERICA ATLANTA GA	10/02/2018
225898	2200093997	09/27/2018	USD	20.00	THREE VALLEYS MWD CLAREMONT CA	10/03/2018
225899	2200094019	09/27/2018	USD	206.87	TOTALFUNDS BY HASLER CAROL STREAM IL	
225900	2200094031	09/27/2018	USD	375.00	TRIPEPI SMITH AND ASSOCIATES, IRVINE CA	10/03/2018
225901	2200093999	09/27/2018	USD	65.45	U S HOSE INC ONTARIO CA	10/04/2018
225902	2200094064	09/27/2018	USD	243.33	US DEPARTMENT OF EDUCATION ATLANTA GA	10/02/2018
225903	2200094041	09/27/2018	USD	499.00	YORKE ENGINEERING LLC SAN JUAN CAPISTRANO CA	10/10/2018
225904	2200094080	09/27/2018	USD	29.09	O RINGS & THINGS FONTANA CA	10/04/2018
225905	2200094076	09/27/2018	USD	9,923.67	PERKINELMER HEALTH SCIENCES INCHICAGO IL	10/05/2018
225906	2200094087	09/27/2018	USD	241.39	QUINN COMPANY LOS ANGELES CA	10/01/2018
225907	2200094077	09/27/2018	USD	1,051.42	RAMONA TIRE & SERVICE CENTERS HEMET CA	10/01/2018
225908	2200094075	09/27/2018	USD	85.00	RBM LOCK & KEY ONTARIO CA	10/04/2018
225909	2200094084	09/27/2018	USD	2,655.50	RMC WATER AND ENVIRONMENT BOSTON MA	10/03/2018
225910	2200094086	09/27/2018	USD	1,357.65	SNAP GRAPHICS & DESIGN RANCHO CUCAMONGA CA	10/02/2018
225911	2200094088	09/27/2018	USD	265.87	SO CALIF GAS MONTEREY PARK CA	10/02/2018
225912	2200094078	09/27/2018	USD	675.00	SOUTHWEST ALARM SERVICE UPLAND CA	10/03/2018
225913	2200094082	09/27/2018	USD	3,733.54	TELEDYNE INSTRUMENTS INC CHICAGO IL	10/05/2018
225914	2200094079	09/27/2018	USD	1,521.75	TRANSCAT INC BALTIMORE MD	10/01/2018
225915	2200094083	09/27/2018	USD	1,083.00	U S HEALTHWORKS MEDICAL GROUP LOS ANGELES CA	10/02/2018
225916	2200094081	09/27/2018	USD	3,480.96	WASTE MANAGEMENT OF LOS ANGELES CA	10/01/2018
225917	2200094085	09/27/2018	USD	145.00	YRC PASADENA CA	10/01/2018
* Payment method Check			USD	5,605,884.20		

Total of all entries

Check Register
CBB Disbursement Account-September 2018

10/20/2018 / 14:07:10
User: CCAMPBEL
Page: 9

Check number from to	Payment	Pmnt date	Crcy	Amount paid (FC)	Recipient/void reason code	Enca./void
**			USD	5,605,884.20		

Attachment 2B

Workers' Comp Checks

Bank		CBB	CITIZENS BUSINESS BANK		ONTARIO CA 917610000		
Bank Key		122234149					
Acct number		WCMP	231159290				
Checks created manually							
Check number from to	Payment	Pmnt date	Crcy	Amount paid (FC)	Recipient/void reason code		Enca./void
05002	2200094095	09/05/2018	USD	321.44	YORK RISK SERVICES GROUP INC RANCHO CUCAMONGA CA		09/18/2018
05003	2200094096	09/05/2018	USD	311.81	YORK RISK SERVICES GROUP INC RANCHO CUCAMONGA CA		
05004	2200094097	09/05/2018	USD	363.32	YORK RISK SERVICES GROUP INC RANCHO CUCAMONGA CA		09/10/2018
05005	2200094098	09/05/2018	USD	12.13	YORK RISK SERVICES GROUP INC RANCHO CUCAMONGA CA		09/17/2018
05006	2200094099	09/05/2018	USD	12.00	YORK RISK SERVICES GROUP INC RANCHO CUCAMONGA CA		09/12/2018
05007	2200094100	09/12/2018	USD	291.60	YORK RISK SERVICES GROUP INC RANCHO CUCAMONGA CA		09/19/2018
05008	2200094101	09/12/2018	USD	1,181.00	YORK RISK SERVICES GROUP INC RANCHO CUCAMONGA CA		09/19/2018
05009	2200094102	09/12/2018	USD	161.50	YORK RISK SERVICES GROUP INC RANCHO CUCAMONGA CA		09/17/2018
05010	2200094103	09/12/2018	USD	292.75	YORK RISK SERVICES GROUP INC RANCHO CUCAMONGA CA		09/19/2018
05011	2200094104	09/12/2018	USD	45.00	YORK RISK SERVICES GROUP INC RANCHO CUCAMONGA CA		09/18/2018
05012	2200094105	09/12/2018	USD	64.58	YORK RISK SERVICES GROUP INC RANCHO CUCAMONGA CA		09/18/2018
05013	2200094106	09/12/2018	USD	7.98	YORK RISK SERVICES GROUP INC RANCHO CUCAMONGA CA		09/18/2018
05014	2200094107	09/12/2018	USD	10.96	YORK RISK SERVICES GROUP INC RANCHO CUCAMONGA CA		09/18/2018
05015	2200094108	09/12/2018	USD	290.00	YORK RISK SERVICES GROUP INC RANCHO CUCAMONGA CA		09/18/2018
05016	2200094109	09/19/2018	USD	3,726.59	YORK RISK SERVICES GROUP INC RANCHO CUCAMONGA CA		09/24/2018
05017	2200094110	09/19/2018	USD	40.51	YORK RISK SERVICES GROUP INC RANCHO CUCAMONGA CA		09/25/2018
05018	2200094111	09/19/2018	USD	314.25	YORK RISK SERVICES GROUP INC RANCHO CUCAMONGA CA		09/24/2018
05019	2200094112	09/19/2018	USD	501.80	YORK RISK SERVICES GROUP INC RANCHO CUCAMONGA CA		09/24/2018
05020	2200094113	09/19/2018	USD	127.80	YORK RISK SERVICES GROUP INC RANCHO CUCAMONGA CA		09/27/2018
05021	2200094115	09/26/2018	USD	243.13	YORK RISK SERVICES GROUP INC RANCHO CUCAMONGA CA		09/28/2018
05022	2200094116	09/26/2018	USD	4,816.20	YORK RISK SERVICES GROUP INC RANCHO CUCAMONGA CA		
05023	2200094117	09/26/2018	USD	5,250.00	YORK RISK SERVICES GROUP INC RANCHO CUCAMONGA CA		
05024	2200094118	09/26/2018	USD	29,750.00	YORK RISK SERVICES GROUP INC RANCHO CUCAMONGA CA		
05025	2200094119	09/26/2018	USD	48.29	YORK RISK SERVICES GROUP INC RANCHO CUCAMONGA CA		
05026	2200094120	09/26/2018	USD	1,220.27	YORK RISK SERVICES GROUP INC RANCHO CUCAMONGA CA		
05027	2200094121	09/26/2018	USD	288.80	YORK RISK SERVICES GROUP INC RANCHO CUCAMONGA CA		
* Payment method Checks created manually			USD	49,693.71			

Total of all entries

Check Register
CBB Workers Comp Account-September 2018

10/20/2018 / 14:06:09

User: CCAMPBEL

Page: 2

Check number from to	Payment	Pmnt date	Crcy	Amount paid (FC)	Recipient/void reason code	Enca./void
**			USD	49,693.71		

Attachment 2C

Vendor ACHs

Check	Payee / Description	Amount
ACH	PALM AUTO DETAIL INC 7/18 Carwash Svcs f/Agency Fleet Vehicle 71899-4	4,296.00
	PALM AUTO DETAIL INC	\$ 4,296.00
ACH	OLIN CORP RP5-4,952 Gals Sodium Hypochlorite 2539575	2,921.68
	RP5-4,946 Gals Sodium Hypochlorite 2541525	2,918.14
	RP2-1,536 Gals Sodium Hypochlorite 2539074	906.24
	RP5-4,502 Gals Sodium Hypochlorite 2533256	2,656.18
	CCWRP-2,940 Gals Sodium Hypochlorite 2538458	1,734.60
	CCWRP-4,940 Gals Sodium Hypochlorite 2535481	2,914.60
	CCWRP-2,984 Gals Sodium Hypochlorite 2536355	1,760.56
	RP5-4,906 Gals Sodium Hypochlorite 2537083	2,894.54
	CCWRP-3,008 Gals Sodium Hypochlorite 2534054	1,774.72
	CCWRP-2,978 Gals Sodium Hypochlorite 2542886	1,757.02
	RP4-4,970 Gals Sodium Hypochlorite 2534460	2,932.30
	OLIN CORP	\$ 25,170.58
ACH	TRIBOLOGIK CORPORATION Oil Analysis 46902	180.00
	TRIBOLOGIK CORPORATION	\$ 180.00
ACH	JEREMY HARRIS CONSTRUCTION, IN 7th/8thStBsns-Ldng/Trnsprtng/Dspng Silt 3116-C	48,247.65
	JEREMY HARRIS CONSTRUCTION, IN\$	48,247.65
ACH	AQUA BEN CORPORATION RP1-16,100 Lbs Hydrofloc 750A 37727	22,147.87
	RP1-18,400 Lbs Hydrofloc 750A 37700	25,311.85
	DAFT-9,200 Lbs Hydrofloc 748E 37699	8,326.92
	RP2-23,000 Lbs Hydrofloc 748E 37613	20,817.30
	AQUA BEN CORPORATION	\$ 76,603.94
ACH	NAPA GENUINE PARTS COMPANY Hurricane Cooler 4584-258960	5,386.42
	New Drain Valve 4584-259029	603.40
	Prm Aw Hyd ISO32 5G Shuttle 4584-258921	282.28
	Drain Valve 4584-259030	279.35
	NAPA GENUINE PARTS COMPANY	\$ 6,551.45
ACH	SANTA ANA WATERSHED July 2018 Truck Discharge 9348	1,773.05
	SANTA ANA WATERSHED	\$ 1,773.05
ACH	MCMMASTER-CARR SUPPLY CO Spring Steel Machine Key Stock 71716059	117.22
	6 V-Belts 71716058	89.87
	MCMMASTER-CARR SUPPLY CO	\$ 207.09
ACH	CHINO BASIN DESALTER AUTHORITY	

Check	Payee / Description		Amount
	CDA-EN16021.90-IEUA Contrib #13—Proj Cl RSTRCTD CNTRB		43,661.11
	CHINO BASIN DESALTER AUTHORITY\$		43,661.11
ACH	INLAND EMPIRE REGIONAL 7/18 Biosolids	90022576	308,117.04
	INLAND EMPIRE REGIONAL	\$	308,117.04
ACH	HACH COMPANY RP1Mnt-Bottle Washes Lab-Digestion Vials	11086600 11082034	64.32 537.25
	HACH COMPANY	\$	601.57
ACH	OLIN CORP RP5-4,952 Gals Sodium Hypochlorite TP1-4,662 Gals Sodium Hypochlorite RP4-4,818 Gals Sodium Hypochlorite TP1-4,922 Gals Sodium Hypochlorite CCWRP-4,968 Gals Sodium Hypochlorite TP1-4,996 Gals Sodium Hypochlorite TP1-4,902 Gals Sodium Hypochlorite RP4-4,914 Gals Sodium Hypochlorite RP5-4,910 Gals Sodium Hypochlorite TP1-4,944 Gals Sodium Hypochlorite TP1-4,942 Gals Sodium Hypochlorite TP1-4,970 Gals Sodium Hypochlorite CCWRP-3,022 Gals Sodium Hypochlorite RP5-4,894 Gals Sodium Hypochlorite RP4-4,894 Gals Sodium Hypochlorite TP1-4,714 Gals Sodium Hypochlorite TP1-4,982 Gals Sodium Hypochlorite TP1-4,936 Gals Sodium Hypochlorite CCWRP-4,914 Gals Sodium Hypochlorite	2545385 2551421 2550987 2550986 2550587 2550083 2549349 2549348 2549347 2549346 2546090 2546762 2546763 2546764 2545384 2547744 2546765 2545383 2544705	2,921.68 3,906.76 3,729.13 3,809.63 3,845.23 3,866.90 3,794.15 3,803.44 3,800.34 3,826.66 2,915.78 2,932.30 1,782.98 2,887.46 2,887.46 2,781.26 2,939.38 2,912.24 2,899.26
	OLIN CORP	\$	62,242.04
ACH	EPI-USE LABS LLC 8/28/18-8/27/19 HCM Annual Maintenance F INV-US4297		1,909.12
	EPI-USE LABS LLC	\$	1,909.12
ACH	FERREIRA COASTAL CONSTRUCTION EN18019-6/2018 Professional Services	1447-033	10,074.01
	FERREIRA COASTAL CONSTRUCTION	\$	10,074.01
ACH	JC LAW FIRM 7/18 Watermaster 7/18 Regional Contract 7/18 General Legal	00477 00476 00475	5,760.00 180.00 51,555.00
	JC LAW FIRM	\$	57,495.00
ACH	CHEMTRADE CHEMICALS US LLC RP4-10.565 Tons Aluminim Sulfate	92430309	3,433.63
	CHEMTRADE CHEMICALS US LLC	\$	3,433.63

Check	Payee / Description	Amount
ACH	AMAZON BUSINESS Chlorine Pillows, Conductivity Standards Managing the Wastewater Utility 4 - 8.5 X 11 Picture Frames 8 Coleman Portable Coolers	1NFR-DFJW-KPP 165.48 161Y-4JPP-MFV 90.51 1FQG-WWFK-6R7 33.99 1R7R-C7HM-VPP 558.16 ----- AMAZON BUSINESS \$ 848.14
ACH	EHS INTERNATIONAL INC 7/2018 Defensive Driver Training	3-17295 15,295.00 ----- EHS INTERNATIONAL INC \$ 15,295.00
ACH	ELIE, STEVE MlgReim-8/18 Meetings-Elie,S	MLG 8/18 82.84 ----- ELIE, STEVE \$ 82.84
ACH	HALL, JASMIN MlgReim-8/18 Meetings-Hall,J	MLG 8/18 86.06 ----- HALL, JASMIN \$ 86.06
ACH	PARKER, KATI MlgReim-8/18 Meetings-Parker,K	MLG 8/18 33.08 ----- PARKER, KATI \$ 33.08
ACH	RAZAK, HALLA Razak,H-Reim-9/18 GETS Activation Fee	09/18 GETS 10.00 ----- RAZAK, HALLA \$ 10.00
ACH	ICMA RETIREMENT TRUST 457 P/R 19 9/14 Deferred Comp Ded	HR 0072200 19,798.14 ----- ICMA RETIREMENT TRUST 457 \$ 19,798.14
ACH	LINCOLN NATIONAL LIFE INS CO P/R 19 9/14 Deferred Comp Ded	HR 0072200 20,649.58 ----- LINCOLN NATIONAL LIFE INS CO \$ 20,649.58
ACH	ICMA RETIREMENT TRUST 401 P/R 19 9/14 Exec Deferred Comp Ded	HR 0072200 8,039.18 ----- ICMA RETIREMENT TRUST 401 \$ 8,039.18
ACH	AQUA BEN CORPORATION DAFT-9,200 Lbs Hydrofloc 748E RP1-18,400 Lbs Hydrofloc 750A	37758 8,326.92 37759 25,311.85 ----- AQUA BEN CORPORATION \$ 33,638.77
ACH	SANTA ANA WATERSHED July 2018 Service	9354 126,505.12 ----- SANTA ANA WATERSHED \$ 126,505.12

Check	Payee / Description	Amount
-------	---------------------	--------

ACH	INGERSOLL RAND COMPANY TP4-Elements, Coolant, Belt, Oil Filter, Air 24536570	760.94
	INGERSOLL RAND COMPANY	\$ 760.94
ACH	R F MACDONALD RP2 Boiler #1 Troubleshoot Flame Failure 263132	850.00
	R F MACDONALD	\$ 850.00
ACH	AGRICULTURAL RESOURCES 10/18 Wtr Quality Consult	3,500.00
	AGRICULTURAL RESOURCES	\$ 3,500.00
ACH	SCHNEIDER ELECTRIC SYSTEMS INC Electrodless Conductivity Sensors 93814452	1,627.54
	SCHNEIDER ELECTRIC SYSTEMS INC\$	1,627.54
ACH	PARSONS WATER & INFRASTRUCTURE EN19001/EN19006-7/7-8/3 Prof Svcs 1808A953	741,115.76
	PARSONS WATER & INFRASTRUCTURE\$	741,115.76
ACH	HACH COMPANY RP1Mnt-Amber Bottles w/Caps 11095284	115.05
	RP1Mnt-Stb;c; STD,Dml KCL Sln,Orp Sln,S 11082858	3,594.11
	HACH COMPANY	\$ 3,709.16
ACH	NATIONAL CONSTRUCTION RENTALS RP1-8/16/18-9/12/18 Toilet, Handwash 5122681	211.55
	8/10/18-9/6/18 Potty/Handicap Potty/Sink 5116328	994.80
	NATIONAL CONSTRUCTION RENTALS \$	1,206.35
ACH	OLIN CORP TP1-4,510 Gals Sodium Hypochlorite 2552869	3,779.38
	TP1-4,952 Gals Sodium Hypochlorite 2555252	3,832.85
	TP1-5,002 Gals Sodium Hypochlorite 2554254	3,871.55
	TP1-5,006 Gals Sodium Hypochlorite 2553537	3,874.64
	TP1-4,644 Gals Sodium Hypochlorite 2552873	3,891.67
	RP4-4,910 Gals Sodium Hypochlorite 2552872	3,800.34
	TP1-4,956 Gals Sodium Hypochlorite 2552870	3,835.94
	OLIN CORP	\$ 26,886.37
ACH	GK & ASSOCIATES 21-2054-7/18 Prof Svcs 18-066	11,560.00
	21-2054-7/18 Prof Svcs 18-065	25,088.00
	21-2054-7/18 Prof Svcs 18-064	9,520.00
	46-2054-7/18 Prof Svcs 18-067	8,228.00
	21-2054-7/18 Prof Svcs 18-063	21,504.00
	GK & ASSOCIATES	\$ 75,900.00
ACH	DAVE'S PLUMBING	

Check	Payee / Description	Amount
	4 Water Softeners Removal 9/6/18	5197 980.00
	DAVE'S PLUMBING	\$ 980.00
ACH	CHEMTRADE CHEMICALS US LLC	
	RP1-11.244 Tons Aluminim Sulfate	92440819 3,654.30
	RP1-10.813 Tons Aluminim Sulfate	92446147 3,514.23
	CHEMTRADE CHEMICALS US LLC	\$ 7,168.53
ACH	AMAZON BUSINESS	
	Epoxy Submersible Pump	1W91-4XYF-PPQ 76.75
	4 Anti Fatigue Comfort Mats	1HYX-TD43-3MC 132.92
	AMAZON BUSINESS	\$ 209.67
ACH	AMERICAN OFFICE PROFESSIONALS	
	Service Ricoh Aficio	1685 89.95
	AMERICAN OFFICE PROFESSIONALS	\$ 89.95
ACH	EHS INTERNATIONAL INC	
	8/2018 Defensive Driver Training	3-17384 8,350.00
	EHS INTERNATIONAL INC	\$ 8,350.00
ACH	SHELL ENERGY NORTH AMERICA LP	
	7/18 Gas Cmmdty-Core, 5/18 Adj	1100002880307 1,609.23
	SHELL ENERGY NORTH AMERICA LP	\$ 1,609.23
ACH	SOLAR STAR CALIFORNIA V LLC	
	CCWRP/TP/RWPS-7/1-7/31 14950 Telephone A	M0613-2187016 12,817.30
	RP1-7/1-7/31 2450 Phila St	M0615-2187018 12,887.92
	RP5/TP5/HQA/B-7/1-7/31 6075 Kimball Ave	M0614-2187017 22,888.61
	SOLAR STAR CALIFORNIA V LLC	\$ 48,593.83
ACH	IEUA EMPLOYEES' ASSOCIATION	
	P/R DIR 9 9/14 Employee Ded	HR 0072300 12.00
	P/R 19 9/14 Employee Ded	HR 0072200 207.00
	IEUA EMPLOYEES' ASSOCIATION	\$ 219.00
ACH	IEUA SUPERVISORS UNION ASSOCIA	
	P/R 19 9/14 Employee Ded	HR 0072200 330.00
	IEUA SUPERVISORS UNION ASSOCIA	\$ 330.00
ACH	IEUA GENERAL EMPLOYEES ASSOCIA	
	P/R 19 9/14 Employee Ded	HR 0072200 1,106.60
	IEUA GENERAL EMPLOYEES ASSOCIA	\$ 1,106.60
ACH	IEUA PROFESSIONAL EMPLOYEES AS	
	P/R 19 9/14 Employee Ded	HR 0072200 490.00
	IEUA PROFESSIONAL EMPLOYEES AS	\$ 490.00

Check	Payee / Description	Amount
ACH	DISCOVERY BENEFITS INC P/R 19 9/14 Cafeteria Plan	HR 0072200 3,519.58
	DISCOVERY BENEFITS INC	\$ 3,519.58
ACH	AQUA BEN CORPORATION RP2-23,000 Lbs Hydrofloc 748E	37785 20,817.30
	RP1-25,300 Lbs Hydrofloc 750A	37817 34,803.80
	RP1-16,100 Lbs Hydrofloc 750A	37789 22,147.87
	DAFT-11,500 Lbs Hydrofloc 748E	37788 10,408.65
	AQUA BEN CORPORATION	\$ 88,177.62
ACH	NAPA GENUINE PARTS COMPANY Radiator Cap	4584-260104 7.10
	6 Mac Ddry Graphite Lub	4584-259893 56.18
	NAPA GENUINE PARTS COMPANY	\$ 63.28
ACH	GENESIS CONSTRUCTION PA17006.02-8/18 Pay Est 7	PE 7-PA17006. 609,045.00
	GENESIS CONSTRUCTION	\$ 609,045.00
ACH	MCMASTER-CARR SUPPLY CO Steel Pipe Nipples	73322876 99.45
	Cable Pull Emergency Stop Switch Accesso	73332770 310.45
	Cable Pull Emergency Stop Switch	73238026 505.10
	3 V-Belt Pulleys	72937169 120.71
	Flowmeters, Strut Channel Connector	72953349 957.51
	MCMASTER-CARR SUPPLY CO	\$ 1,993.22
ACH	HACH COMPANY RP4Ops-Ammonia/TNT+/LR,Nitrate/TNT+/LR,N	11106452 1,297.18
	HACH COMPANY	\$ 1,297.18
ACH	KVAC ENVIRONMENTAL SERVICES IN RP4-7/24,7/31 Vac Pump/Transport Lqd Wst	KS1807198 9,772.50
	RP1Mnt-Job Cancellation Fee	KS1808218 500.00
	KVAC ENVIRONMENTAL SERVICES IN\$	10,272.50
ACH	DOWNS ENERGY RP2-458.5 Gals Red Dyed Diesel Fuel	0238649-IN 1,380.71
	DOWNS ENERGY	\$ 1,380.71
ACH	ARCADIS U.S., INC. WR18028-7/2018 Professional Services	0924940 19,387.62
	ARCADIS U.S., INC.	\$ 19,387.62
ACH	FERREIRA COASTAL CONSTRUCTION WR15021-8/18 Pay Est 3	PE 3-WR15021 90,898.56
	FERREIRA COASTAL CONSTRUCTION	\$ 90,898.56

Check	Payee / Description	Amount
ACH	DAVIS BARBER PRODUCTIONS INC EN13001-Videography, Photography, Editing 00072	2,006.84
	DAVIS BARBER PRODUCTIONS INC \$	2,006.84
ACH	KEMP BROS CONSTRUCTION INC EN15008-8/18 Pay Est 24 PE 24-EN15008	75,411.41
	KEMP BROS CONSTRUCTION INC \$	75,411.41
ACH	AMAZON BUSINESS Acrylic 5 Sided Display Case 1CC4-9M1Q-NFN 49.99 3 Killer Filters 1PHQ-H6QM-WWY 141.61 Camera Tripod, Gadget Bag 1H1C-WNV3-JVW 92.92 2 Check Valves 1Y7G-FRW4-KD3 147.70 2 PowerGrip Belts—Returned 1LP1-Q1X7-XXH 366.66 1 Wireless Remote Control—Returned 19KL-RL7Y-34J 37.95 1 Wireless Remote Control—Returned 11WT-KYF4-V76 3.67 2 PowerGrip Belts 1H6F-KVHP-X7M 366.66 1 Wireless Remote Control 1CC4-9M1Q-KXJ 44.95	
	AMAZON BUSINESS \$	435.55
ACH	CDM CONSTRUCTORS INC EN13016.04-8/18 Pay Est 11 PE 11-EN13016 33,124.60 EN13016.03-8/18 Pay Est 7 PE 7-EN13016. 155,118.85	
	CDM CONSTRUCTORS INC \$	188,243.45
ACH	PREFERRED BENEFIT INSURANCE 8/18 Agency Dental Plan EIA25278	16,831.20
	PREFERRED BENEFIT INSURANCE \$	16,831.20
ACH	DISCOVERY BENEFITS INC August 2018 Admin Fees 0000907306-IN	190.00
	DISCOVERY BENEFITS INC \$	190.00
ACH	ESTRADA, JIMMIE J Reim Monthly Health Prem HEALTH PREM	499.68
	ESTRADA, JIMMIE J \$	499.68
ACH	LICHTI, ALICE Reim Monthly Health Prem HEALTH PREM	183.34
	LICHTI, ALICE \$	183.34
ACH	MORASSE, EDNA Reim Monthly Health Prem HEALTH PREM	183.34
	MORASSE, EDNA \$	183.34
ACH	NOWAK, THEO T Reim Monthly Health Prem HEALTH PREM	499.68
	NOWAK, THEO T \$	499.68

Check	Payee / Description	Amount
ACH	SONNENBURG, ILSE Reim Monthly Health Prem	HEALTH PREM 183.34
	SONNENBURG, ILSE	\$ 183.34
ACH	DYKSTRA, BETTY Reim Monthly Health Prem	HEALTH PREM 183.34
	DYKSTRA, BETTY	\$ 183.34
ACH	TORRES, ROBERT G Reim Monthly Health Prem	HEALTH PREM 183.34
	TORRES, ROBERT G	\$ 183.34
ACH	MUELLER, CAROLYN Reim Monthly Health Prem	HEALTH PREM 183.34
	MUELLER, CAROLYN	\$ 183.34
ACH	GRIFFIN, GEORGE Reim Monthly Health Prem	HEALTH PREM 183.34
	GRIFFIN, GEORGE	\$ 183.34
ACH	CANADA, ANGELA Reim Monthly Health Prem	HEALTH PREM 183.34
	CANADA, ANGELA	\$ 183.34
ACH	CUPERSMITH, LEIZAR Reim Monthly Health Prem	HEALTH PREM 183.34
	CUPERSMITH, LEIZAR	\$ 183.34
ACH	DELGADO-ORAMAS JR, JOSE Reim Monthly Health Prem	HEALTH PREM 316.34
	DELGADO-ORAMAS JR, JOSE	\$ 316.34
ACH	GRANGER, BRANDON Reim Monthly Health Prem	HEALTH PREM 158.17
	GRANGER, BRANDON	\$ 158.17
ACH	GADDY, CHARLES L Reim Monthly Health Prem	HEALTH PREM 158.17
	GADDY, CHARLES L	\$ 158.17
ACH	BAKER, CHRIS Reim Monthly Health Prem	HEALTH PREM 25.17
	BAKER, CHRIS	\$ 25.17
ACH	WEBB, DANNY C Reim Monthly Health Prem	HEALTH PREM 133.00
	WEBB, DANNY C	\$ 133.00

Check	Payee / Description	Amount
ACH	HUMPHREYS, DEBORAH E Reim Monthly Health Prem	HEALTH PREM 158.17
	HUMPHREYS, DEBORAH E	\$ 158.17
ACH	MOUAT, FREDERICK W Reim Monthly Health Prem	HEALTH PREM 158.17
	MOUAT, FREDERICK W	\$ 158.17
ACH	MORGAN, GARTH W Reim Monthly Health Prem	HEALTH PREM 133.00
	MORGAN, GARTH W	\$ 133.00
ACH	ALLINGHAM, JACK Reim Monthly Health Prem	HEALTH PREM 25.17
	ALLINGHAM, JACK	\$ 25.17
ACH	MAZUR, JOHN Reim Monthly Health Prem	HEALTH PREM 491.57
	MAZUR, JOHN	\$ 491.57
ACH	RUDDER, LARRY Reim Monthly Health Prem	HEALTH PREM 25.17
	RUDDER, LARRY	\$ 25.17
ACH	HAMILTON, MARIA Reim Monthly Health Prem	HEALTH PREM 133.00
	HAMILTON, MARIA	\$ 133.00
ACH	PICENO, TONY Reim Monthly Health Prem	HEALTH PREM 183.34
	PICENO, TONY	\$ 183.34
ACH	RAMOS, CAROL Reim Monthly Health Prem	HEALTH PREM 25.17
	RAMOS, CAROL	\$ 25.17
ACH	FISHER, JAY Reim Monthly Health Prem	HEALTH PREM 133.00
	FISHER, JAY	\$ 133.00
ACH	KING, PATRICK Reim Monthly Health Prem	HEALTH PREM 25.17
	KING, PATRICK	\$ 25.17
ACH	HOWARD, ROBERT JAMES Reim Monthly Health Prem	HEALTH PREM 25.17

Check	Payee / Description	Amount
	HOWARD, ROBERT JAMES	\$ 25.17
ACH	DIETZ, JUDY Reim Monthly Health Prem	HEALTH PREM 133.00
	DIETZ, JUDY	\$ 133.00
ACH	DAVIS, GEORGE Reim Monthly Health Prem	HEALTH PREM 25.17
	DAVIS, GEORGE	\$ 25.17
ACH	MONZAVI, TAGHI Reim Monthly Health Prem	HEALTH PREM 25.17
	MONZAVI, TAGHI	\$ 25.17
ACH	PETERSEN, KENNETH Reim Monthly Health Prem	HEALTH PREM 183.34
	PETERSEN, KENNETH	\$ 183.34
ACH	TRAUTERMAN, HELEN Reim Monthly Health Prem	HEALTH PREM 183.34
	TRAUTERMAN, HELEN	\$ 183.34
ACH	TIEGS, KATHLEEN Reim Monthly Health Prem	HEALTH PREM 959.04
	TIEGS, KATHLEEN	\$ 959.04
ACH	DIGGS, GEORGE Reim Monthly Health Prem	HEALTH PREM 499.68
	DIGGS, GEORGE	\$ 499.68
ACH	HAYES, KENNETH Reim Monthly Health Prem	HEALTH PREM 499.68
	HAYES, KENNETH	\$ 499.68
ACH	HUNTON, STEVE Reim Monthly Health Prem	HEALTH PREM 158.17
	HUNTON, STEVE	\$ 158.17
ACH	RODRIGUEZ, LOUIS Reim Monthly Health Prem	HEALTH PREM 158.17
	RODRIGUEZ, LOUIS	\$ 158.17
ACH	VARBEL, VAN Reim Monthly Health Prem	HEALTH PREM 642.70
	VARBEL, VAN	\$ 642.70
ACH	CLIFTON, NEIL Reim Monthly Health Prem	HEALTH PREM 509.70

Check	Payee / Description	Amount
	CLIFTON, NEIL	\$ 509.70
ACH	DELGADO, FRANCOIS Reim Monthly Health Prem	HEALTH PREM 133.00
	DELGADO, FRANCOIS	\$ 133.00
ACH	WELLMAN, JOHN THOMAS Reim Monthly Health Prem	HEALTH PREM 642.70
	WELLMAN, JOHN THOMAS	\$ 642.70
ACH	SPEARS, SUSAN Reim Monthly Health Prem	HEALTH PREM 25.17
	SPEARS, SUSAN	\$ 25.17
ACH	TROXEL, WYATT Reim Monthly Health Prem	HEALTH PREM 183.34
	TROXEL, WYATT	\$ 183.34
ACH	CORLEY, WILLIAM Reim Monthly Health Prem	HEALTH PREM 491.57
	CORLEY, WILLIAM	\$ 491.57
ACH	CALLAHAN, CHARLES Reim Monthly Health Prem	HEALTH PREM 345.53
	CALLAHAN, CHARLES	\$ 345.53
ACH	LESNIAKOWSKI, NORBERT Reim Monthly Health Prem	HEALTH PREM 183.34
	LESNIAKOWSKI, NORBERT	\$ 183.34
ACH	VER STEEG, ALLEN J Reim Monthly Health Prem	HEALTH PREM 478.53
	VER STEEG, ALLEN J	\$ 478.53
ACH	HACKNEY, GARY Reim Monthly Health Prem	HEALTH PREM 479.52
	HACKNEY, GARY	\$ 479.52
ACH	CAREL, LARRY Reim Monthly Health Prem	HEALTH PREM 25.17
	CAREL, LARRY	\$ 25.17
ACH	TOL, HAROLD Reim Monthly Health Prem	HEALTH PREM 183.34
	TOL, HAROLD	\$ 183.34
ACH	BANKSTON, GARY	

Check	Payee / Description	Amount
	Reim Monthly Health Prem	HEALTH PREM 533.80
	BANKSTON, GARY	\$ 533.80
ACH	ATWATER, RICHARD Reim Monthly Health Prem	HEALTH PREM 133.00
	ATWATER, RICHARD	\$ 133.00
ACH	FIESTA, PATRICIA Reim Monthly Health Prem	HEALTH PREM 491.57
	FIESTA, PATRICIA	\$ 491.57
ACH	DIGGS, JANET Reim Monthly Health Prem	HEALTH PREM 632.68
	DIGGS, JANET	\$ 632.68
ACH	CARAZA, TERESA Reim Monthly Health Prem	HEALTH PREM 188.35
	CARAZA, TERESA	\$ 188.35
ACH	ANDERSON, JOHN Reim Monthly Health Prem	HEALTH PREM 499.68
	ANDERSON, JOHN	\$ 499.68
ACH	SANTA CRUZ, JACQUELYN Reim Monthly Health Prem	HEALTH PREM 866.84
	SANTA CRUZ, JACQUELYN	\$ 866.84
ACH	HECK, ROSELYN Reim Monthly Health Prem	HEALTH PREM 25.17
	HECK, ROSELYN	\$ 25.17
ACH	SOPICKI, LEO Reim Monthly Health Prem	HEALTH PREM 316.34
	SOPICKI, LEO	\$ 316.34
ACH	GOSE, ROSEMARY Reim Monthly Health Prem	HEALTH PREM 133.00
	GOSE, ROSEMARY	\$ 133.00
ACH	KEHL, BARRETT Reim Monthly Health Prem	HEALTH PREM 133.00
	KEHL, BARRETT	\$ 133.00
ACH	RITCHIE, JANN Reim Monthly Health Prem	HEALTH PREM 133.00
	RITCHIE, JANN	\$ 133.00

Check	Payee / Description	Amount
ACH	LONG, ROCKWELL DEE Reim Monthly Health Prem	HEALTH PREM 509.70
	LONG, ROCKWELL DEE	\$ 509.70
ACH	FATTAHI, MIR Reim Monthly Health Prem	HEALTH PREM 133.00
	FATTAHI, MIR	\$ 133.00
ACH	VERGARA, FLORENTINO Reim Monthly Health Prem	HEALTH PREM 316.34
	VERGARA, FLORENTINO	\$ 316.34
ACH	ROGERS, SHIRLEY Reim Monthly Health Prem	HEALTH PREM 183.34
	ROGERS, SHIRLEY	\$ 183.34
ACH	WALL, DAVID Reim Monthly Health Prem	HEALTH PREM 321.35
	WALL, DAVID	\$ 321.35
ACH	CHUNG, MICHAEL Reim Monthly Health Prem	HEALTH PREM 158.17
	CHUNG, MICHAEL	\$ 158.17
ACH	ADAMS, PAMELA Reim Monthly Health Prem	HEALTH PREM 183.34
	ADAMS, PAMELA	\$ 183.34
ACH	BLASINGAME, MARY Reim Monthly Health Prem	HEALTH PREM 509.70
	BLASINGAME, MARY	\$ 509.70
ACH	ANDERSON, KENNETH Reim Monthly Health Prem	HEALTH PREM 158.17
	ANDERSON, KENNETH	\$ 158.17
ACH	MOE, JAMES Reim Monthly Health Prem	HEALTH PREM 25.17
	MOE, JAMES	\$ 25.17
ACH	POLACEK, KEVIN Reim Monthly Health Prem	HEALTH PREM 835.51
	POLACEK, KEVIN	\$ 835.51
ACH	ELROD, SONDR Reim Monthly Health Prem	HEALTH PREM 321.35
	ELROD, SONDR	\$ 321.35

Check	Payee / Description	Amount
ACH	FRAZIER, JACK Reim Monthly Health Prem	HEALTH PREM 200.40
	FRAZIER, JACK	\$ 200.40
ACH	HOAK, JAMES Reim Monthly Health Prem	HEALTH PREM 133.00
	HOAK, JAMES	\$ 133.00
ACH	DEZHAM, PARIVASH Reim Monthly Health Prem	HEALTH PREM 200.40
	DEZHAM, PARIVASH	\$ 200.40
ACH	FOLEY III, DANIEL J. Reim Monthly Health Prem	HEALTH PREM 188.35
	FOLEY III, DANIEL J.	\$ 188.35
ACH	CLEVELAND, JAMES Reim Monthly Health Prem	HEALTH PREM 133.00
	CLEVELAND, JAMES	\$ 133.00
ACH	LANGNER, CAMERON Reim Monthly Health Prem	HEALTH PREM 666.86
	LANGNER, CAMERON	\$ 666.86
ACH	HAMILTON, LEANNE Reim Monthly Health Prem	HEALTH PREM 188.35
	HAMILTON, LEANNE	\$ 188.35
ACH	HOOSHMAND, RAY Reim Monthly Health Prem	HEALTH PREM 133.00
	HOOSHMAND, RAY	\$ 133.00
ACH	SCHLAPKOHL, JACK Reim Monthly Health Prem	HEALTH PREM 133.00
	SCHLAPKOHL, JACK	\$ 133.00
ACH	POOLE, PHILLIP Reim Monthly Health Prem	HEALTH PREM 188.35
	POOLE, PHILLIP	\$ 188.35
ACH	ADAMS, BARBARA Reim Monthly Health Prem	HEALTH PREM 158.17
	ADAMS, BARBARA	\$ 158.17
ACH	RUESCH, GENECE Reim Monthly Health Prem	HEALTH PREM 539.33

Check	Payee / Description	Amount
	RUESCH, GENECE	\$ 539.33
ACH	VANDERPOOL, LARRY Reim Monthly Health Prem	HEALTH PREM 533.80
	VANDERPOOL, LARRY	\$ 533.80
ACH	AMBROSE, JEFFREY Reim Monthly Health Prem	HEALTH PREM 479.52
	AMBROSE, JEFFREY	\$ 479.52
ACH	MERRILL, DIANE Reim Monthly Health Prem	HEALTH PREM 478.53
	MERRILL, DIANE	\$ 478.53
ACH	HOUSER, ROD Reim Monthly Health Prem	HEALTH PREM 636.70
	HOUSER, ROD	\$ 636.70
ACH	RUSSO, VICKI Reim Monthly Health Prem	HEALTH PREM 188.35
	RUSSO, VICKI	\$ 188.35
ACH	HUSS, KERRY Reim Monthly Health Prem	HEALTH PREM 824.05
	HUSS, KERRY	\$ 824.05
ACH	BINGHAM, GREGG Reim Monthly Health Prem	HEALTH PREM 702.51
	BINGHAM, GREGG	\$ 702.51
ACH	CHARLES, DAVID Reim Monthly Health Prem	HEALTH PREM 133.00
	CHARLES, DAVID	\$ 133.00
ACH	YEBOAH, ERNEST Reim Monthly Health Prem	HEALTH PREM 133.00
	YEBOAH, ERNEST	\$ 133.00
ACH	ALVARADO, ROSEMARY Reim Monthly Health Prem	HEALTH PREM 346.52
	ALVARADO, ROSEMARY	\$ 346.52
ACH	BARELA, GEORGE Reim Monthly Health Prem	HEALTH PREM 133.00
	BARELA, GEORGE	\$ 133.00
ACH	FETZER, ROBERT Reim Monthly Health Prem	HEALTH PREM 835.51

Check	Payee / Description	Amount
	FETZER, ROBERT	\$ 835.51
ACH	SPAETH, ERIC Reim Monthly Health Prem	HEALTH PREM 188.35
	SPAETH, ERIC	\$ 188.35
ACH	DAVIS, MARTHA Reim Monthly Health Prem	HEALTH PREM 188.35
	DAVIS, MARTHA	\$ 188.35
ACH	BRULE, CHRISTOPHER Reim Monthly Health Prem	HEALTH PREM 188.35
	BRULE, CHRISTOPHER	\$ 188.35
ACH	ROOS, JAMES Reim Monthly Health Prem	HEALTH PREM 509.70
	ROOS, JAMES	\$ 509.70
ACH	MULLANEY, JOHN Reim Monthly Health Prem	HEALTH PREM 321.35
	MULLANEY, JOHN	\$ 321.35
ACH	VALENZUELA, DANIEL Reim Monthly Health Prem	HEALTH PREM 509.70
	VALENZUELA, DANIEL	\$ 509.70
ACH	PACE, BRIAN Reim Monthly Health Prem	HEALTH PREM 509.70
	PACE, BRIAN	\$ 509.70
ACH	KING, JOSEPH Reim Monthly Health Prem	HEALTH PREM 133.00
	KING, JOSEPH	\$ 133.00
ACH	VILLALOBOS, HECTOR Reim Monthly Health Prem	HEALTH PREM 188.35
	VILLALOBOS, HECTOR	\$ 188.35
ACH	BAXTER, KATHLEEN Reim Monthly Health Prem	HEALTH PREM 321.35
	BAXTER, KATHLEEN	\$ 321.35
ACH	PENMAN, DAVID Reim Monthly Health Prem	HEALTH PREM 509.70
	PENMAN, DAVID	\$ 509.70
ACH	ANGIER, RICHARD	

Check	Payee / Description	Amount
	Reim Monthly Health Prem	HEALTH PREM 509.70
	ANGIER, RICHARD	\$ 509.70
ACH	MERRILL, DEBORAH Reim Monthly Health Prem	HEALTH PREM 358.57
	MERRILL, DEBORAH	\$ 358.57
ACH	O'DEA, KRISTINE Reim Monthly Health Prem	HEALTH PREM 158.17
	O'DEA, KRISTINE	\$ 158.17
ACH	OAKDEN, LISA Reim Monthly Health Prem	HEALTH PREM 866.84
	OAKDEN, LISA	\$ 866.84
ACH	LAUGHLIN, JOHN Reim Monthly Health Prem	HEALTH PREM 133.00
	LAUGHLIN, JOHN	\$ 133.00
ACH	HUGHBANKS, ROGER Reim Monthly Health Prem	HEALTH PREM 188.35
	HUGHBANKS, ROGER	\$ 188.35
ACH	SPENDLOVE, DANNY Reim Monthly Health Prem	HEALTH PREM 158.17
	SPENDLOVE, DANNY	\$ 158.17
ACH	HOULIHAN, JESSE Reim Monthly Health Prem	HEALTH PREM 188.35
	HOULIHAN, JESSE	\$ 188.35
ACH	WARMAN, EVELYN Reim Monthly Health Prem	HEALTH PREM 25.17
	WARMAN, EVELYN	\$ 25.17
ACH	HERNANDEZ, DELIA Reim Monthly Health Prem	HEALTH PREM 188.35
	HERNANDEZ, DELIA	\$ 188.35
ACH	OSBORN, RICHARD Reim Monthly Health Prem	HEALTH PREM 188.35
	OSBORN, RICHARD	\$ 188.35
ACH	AVILA, ARTHUR L Reim Monthly Health Prem	HEALTH PREM 188.35
	AVILA, ARTHUR L	\$ 188.35

Check	Payee / Description	Amount
ACH	GUARDIANO, GARY Reim Monthly Health Prem	HEALTH PREM 158.17
	GUARDIANO, GARY	\$ 158.17
ACH	ICMA RETIREMENT TRUST 457 P/R 20 9/28 Deferred Comp Ded	HR 0072400 18,820.28
	ICMA RETIREMENT TRUST 457	\$ 18,820.28
ACH	LINCOLN NATIONAL LIFE INS CO P/R 20 9/28 Deferred Comp Ded	HR 0072400 20,587.13
	LINCOLN NATIONAL LIFE INS CO	\$ 20,587.13
ACH	ICMA RETIREMENT TRUST 401 P/R 20 9/28 Exec Deferred Comp	HR 0072400 7,784.66
	ICMA RETIREMENT TRUST 401	\$ 7,784.66
ACH	SANTA ANA WATERSHED 18/19 Emerging Constituents Workgroup	9370 3,077.00
	SANTA ANA WATERSHED	\$ 3,077.00
ACH	UNIVAR USA INC TP1-12,595 Lbs Sodium Bisulfite	LA663164 2,719.67
	UNIVAR USA INC	\$ 2,719.67
ACH	WAXIE SANITARY SUPPLY Corn Brooms	77669419 17.61
	Nail Brush	77669280 1.67
	Towels, Liners, Paper Towels, Toilet Paper, So	77663357 3,564.82
	Antibacterial Soap	77662630 75.36
	WAXIE SANITARY SUPPLY	\$ 3,659.46
ACH	R F MACDONALD RP1 Boiler #2 6 Month Cleaning	264592 4,457.00
	RP1 Boiler #2 Flame Failure Svc Call	262832 2,550.00
	RP2 Boiler #2 6 Month Cleaning	263978 4,457.00
	R F MACDONALD	\$ 11,464.00
ACH	YSI INCORPORATED Transfer Invoice from Xylem for Payment	742468 1,121.36
	YSI INCORPORATED	\$ 1,121.36
ACH	TOM DODSON & ASSOCIATES RW15003-5/1-7/31 Prof Svcs	IE-305 18-1 1,500.00
	TOM DODSON & ASSOCIATES	\$ 1,500.00
ACH	PALM AUTO DETAIL INC 8/18 Carwash Svcs f/Agency Fleet Vehicle	81899-4 4,316.00
	PALM AUTO DETAIL INC	\$ 4,316.00

Check	Payee / Description		Amount
ACH	SCHNEIDER ELECTRIC SYSTEMS INC Fieldbus Cables	93824138	101.69
	SCHNEIDER ELECTRIC SYSTEMS INC\$		101.69
ACH	LA OPINION PI-Water Conservation Ads-8/8,8/15	107290818	2,200.00
	LA OPINION	\$	2,200.00
ACH	PEST OPTIONS INC JuLY 2018 GWR Weed Abatement Services	304114	6,034.32
	PEST OPTIONS INC	\$	6,034.32
ACH	SUNGARD AVAILABILITY SERVICES 10/18 Disaster Recovery Svc	152696985	4,152.00
	SUNGARD AVAILABILITY SERVICES \$		4,152.00
ACH	OLIN CORP TP1-4,936 Gals Sodium Hypochlorite	2557452	3,820.46
	RP4-4,916 Gals Sodium Hypochlorite	2559189	3,804.98
	TP1-4,806 Gals Sodium Hypochlorite	2558613	3,719.84
	TP1-4,920 Gals Sodium Hypochlorite	2558088	3,808.08
	TP1-4,950 Gals Sodium Hypochlorite	2556743	3,831.30
	OLIN CORP	\$	18,984.66
ACH	ARCADIS U.S., INC. WR18028-6/2018 Professional Services	0919931	19,243.90
	ARCADIS U.S., INC.	\$	19,243.90
ACH	JEREMY HARRIS CONSTRUCTION, IN 8thStBsn-Lowering of Level Transmitter B 3117		4,925.00
	JEREMY HARRIS CONSTRUCTION, IN\$		4,925.00
ACH	VELODYNE Check Valves	0000021332	935.87
	VELODYNE	\$	935.87
ACH	DAVIS BARBER PRODUCTIONS INC EN15008-Videography, Photography, Editing	2018-10	673.44
	DAVIS BARBER PRODUCTIONS INC	\$	673.44
ACH	TRIBOLOGIK CORPORATION Oil Analysis	47554	30.00
	Oil Analysis	48123	30.00
	Oil Analysis	48122	420.00
	Oil Analysis	48121	30.00
	Oil Analysis	46901	300.00
	Oil Analysis	47551	510.00
	Oil Analysis	47552	120.00
	Oil Analysis	47553	90.00

Check	Payee / Description	Amount
	TRIBOLOGIK CORPORATION	\$ 1,530.00
ACH	U S BANK - PAYMENT PLUS	
	100275 VWR INTERNATIONAL LLC 2200091420	820.46
	100150 HARRINGTON INDUSTRIAL PLASTICS LL 2200093827	4,443.06
	104896 WESTERN WATER WORKS SUPPLY CO 2200093720	438.98
	101706 CALOLYMPIC SAFETY 2200093719	930.26
	107432 PMC ENGINEERING LLC 2200093566	877.50
	105213 BAVCO 2200093547	152.04
	104896 WESTERN WATER WORKS SUPPLY CO 2200093542	30.17
	101706 CALOLYMPIC SAFETY 2200093527	184.46
	100319 MISSION REPROGRAPHICS 2200093519	2,168.32
	107780 SUPERIOR ELECTRIC MOTOR SERVICE I 2200093498	19,941.65
	107522 LINDSAY ENGINEERING, INC. 2200093466	202.96
	107432 PMC ENGINEERING LLC 2200093465	1,575.95
	105316 PLUMBERS DEPOT INC 2200093464	873.62
	105213 BAVCO 2200093463	105.00
	104896 WESTERN WATER WORKS SUPPLY CO 2200093462	77.58
	100150 HARRINGTON INDUSTRIAL PLASTICS LL 2200093461	1,398.56
	105133 BIRMINGHAM CONTROLS INC 2200093131	771.31
	101706 CALOLYMPIC SAFETY 2200093129	292.96
	100319 MISSION REPROGRAPHICS 2200093128	273.53
	U S BANK - PAYMENT PLUS	\$ 35,558.37
ACH	AMAZON BUSINESS	
	Acriment Key Cabinet 1QXR-TXL6-PRL	210.00
	4 Lapel Microphones 113C-FFKH-7M9	87.92
	Photo Frame 19KX-DNJC-G9M	25.76
	AMAZON BUSINESS	\$ 323.68
ACH	IEUA EMPLOYEES' ASSOCIATION	
	P/R 20 9/28 Employee Ded HR 0072400	207.00
	IEUA EMPLOYEES' ASSOCIATION	\$ 207.00
ACH	IEUA SUPERVISORS UNION ASSOCIA	
	P/R 20 9/28 Employee Ded HR 0072400	330.00
	IEUA SUPERVISORS UNION ASSOCIA\$	330.00
ACH	IEUA GENERAL EMPLOYEES ASSOCIA	
	P/R 20 9/28 Employee Ded HR 0072400	1,106.60
	IEUA GENERAL EMPLOYEES ASSOCIA\$	1,106.60
ACH	IEUA PROFESSIONAL EMPLOYEES AS	
	P/R 20 9/28 Employee Ded HR 0072400	480.00
	IEUA PROFESSIONAL EMPLOYEES AS\$	480.00
ACH	DISCOVERY BENEFITS INC	
	P/R 20 9/28 Cafeteria Plan HR 0072400	3,519.58
	DISCOVERY BENEFITS INC	\$ 3,519.58
ACH	RAZAK, HALLA	

Check	Payee / Description	Amount
	Razak, H-ExpRpt-9/7-9/11/18 Watereuse 9/7/18 WATERE	80.22
	RAZAK, HALLA \$	80.22

Grand Total Payment Amount: \$ 3,119,852.18

Attachment 2D

Vendor Wires
(excludes Payroll)

Check Payee / Description Amount

Wire	EMPLOYMENT DEVELOPMENT DEPARTM P/R 18 8/31/18 Taxes	HR	0072100	11,794.38
	P/R 18 8/31/18 Taxes	HR	0072100	63,546.24

	EMPLOYMENT DEVELOPMENT DEPARTM\$			75,340.62
Wire	INTERNAL REVENUE SERVICE P/R 18 8/31/18 Taxes	HR	0072100	331,551.65

	INTERNAL REVENUE SERVICE		\$	331,551.65
Wire	STATE DISBURSEMENT UNIT P/R 18 8/31/18	HR	0072100	198.00
	P/R 18 8/31/18	HR	0072100	2,184.90

	STATE DISBURSEMENT UNIT		\$	2,382.90
Wire	PUBLIC EMPLOYEES' RETIREMENT S 9/18 Health Ins-Retirees, Employees	15400367	9/18	253,580.97
	9/18 Health Ins-Board	15400368	9/18	5,568.55

	PUBLIC EMPLOYEES' RETIREMENT S\$			259,149.52
Wire	PUBLIC EMPLOYEES RETIREMENT SY P/R 18 8/31/18 PERS Adjustment	P/R 18 8/31 A		599.42-
	P/R 18 8/31/18 PERS	HR	0072100	191,255.25

	PUBLIC EMPLOYEES RETIREMENT SY\$			190,655.83
Wire	METROPOLITAN WATER DISTRICT July 2018 Water Purchase	9435		5,370,140.97

	METROPOLITAN WATER DISTRICT		\$	5,370,140.97
Wire	EMPLOYMENT DEVELOPMENT DEPARTM P/R 19 9/14/18 Taxes	HR	0072200	55,945.61
	P/R 19 9/14/18 Taxes	HR	0072200	10,668.82

	EMPLOYMENT DEVELOPMENT DEPARTM\$			66,614.43
Wire	INTERNAL REVENUE SERVICE P/R 19 9/14/18 Taxes	HR	0072200	299,374.78

	INTERNAL REVENUE SERVICE		\$	299,374.78
Wire	EMPLOYMENT DEVELOPMENT DEPARTM P/R DIR 9 9/14 Taxes	HR	0072300	392.13

	EMPLOYMENT DEVELOPMENT DEPARTM\$			392.13
Wire	INTERNAL REVENUE SERVICE P/R DIR 9 9/14 Taxes	HR	0072300	2,352.94

	INTERNAL REVENUE SERVICE		\$	2,352.94
Wire	STATE DISBURSEMENT UNIT P/R 19 9/14	HR	0072200	2,184.90
		HR	0072200	198.00

Check	Payee / Description	Amount
	STATE DISBURSEMENT UNIT \$	2,382.90
Wire	STATE BOARD OF EQUALIZATION 8/18 Sales Tax Deposit 23784561 8/18	10,889.00
	STATE BOARD OF EQUALIZATION \$	10,889.00
Wire	PUBLIC EMPLOYEE'S RETIREMENT S P/R 20 9/28 Deferred Comp Ded HR 0072400	23,910.91
	PUBLIC EMPLOYEE'S RETIREMENT S\$	23,910.91
Wire	PUBLIC EMPLOYEES RETIREMENT SY P/R 19 9/14/18 PERS Adjustment P/R 19 9/14 A PERS HR 0072200	251.48- 177,699.82
	PUBLIC EMPLOYEES RETIREMENT SY\$	177,448.34
Wire	PUBLIC EMPLOYEE'S RETIREMENT S P/R 19 9/14 Deferred Comp Ded HR 0072200	23,971.58
	PUBLIC EMPLOYEE'S RETIREMENT S\$	23,971.58

Grand Total Payment Amount: \$ 6,836,558.50

Attachment 2E

Payroll-Net Pay-Directors

INLAND EMPIRE UTILITIES AGENCY

Ratification of Board of Directors

Payroll for September 14 ,2018
Presented at Board Meeting on November 21, 2018

DIRECTOR NAME	GROSS PAYROLL	NET PAYROLL
Jasmin Hall	\$2,767.03	\$1,691.69
Katherine Parker	\$2,463.18	\$729.57
Michael Camacho	\$4,328.85	\$1,579.67
Steven J. Elie	\$4,409.53	\$1,565.44
Paul Hofer	\$0.00	\$0.00
TOTALS	\$13,968.59	\$5,566.37

	Count	Amount
TOTAL EFTS PROCESSED	3	\$3,986.70
TOTAL CHECKS PROCESSED	1	\$1,579.67
CHECK NUMBERS USED	110249 - 110249	

IEUA DIRECTOR PAYSHEET

MICHAEL CAMACHO
 EMPLOYEE NO. 1140
 ACCOUNT NO. 10200 110100 100000 501010

AUGUST 2018

DATE	TYPE OF MEETING	ATTENDANCE	TOTAL COMPENSATION
08-01-18	IEUA Board Meeting	Yes	\$247.50
08-08-18	IEUA Community and Legislative Affairs Meeting	Yes	\$247.50
08-08-18	IEUA Engineering, Operations, & Water Resources Committee Meeting	Yes (same day)	\$-0-
08-10-18	12 th Annual San Bernardino County Water Conference	Yes	\$247.50
08-15-18	IEUA Board Meeting	Yes	\$247.50
08-28-19	CVWD Board Meeting Presentation	Yes	\$247.50
08-29-18	San Diego County Water Authority Meeting	Yes	\$247.50
TOTAL REIMBURSEMENT			\$1,485.00
Up to 10 days of service per month per Ordinance No. 105, including MWD meetings at \$247.50 (eff. 07/01/17). IEUA pays both primary and alternate for attendance.			
Total No. of Meetings Attended			7
Total No. of Meetings Paid			6

DIRECTOR SIGNATURE *Michael Woodruff Jr*
Director Camacho
 Approved by: *Kathy Beville*
 for Steven J. Elie
 President, Board of Directors

DIRECTOR PAYSHEET FOR IEUA REPRESENTATIVE

ON MWD BOARD

MICHAEL CAMACHO
 EMPLOYEE NO. 1140
 ACCOUNT NO. 10700 110115 110000 511010

AUGUST 2018

DATE	TYPE OF MEETING	ATTENDANCE	TOTAL COMPENSATION
08-03-18	MWD Tour Coordination Mtg. w/R Patras & A Woodruff	Yes	\$247.50
08-16-18	Southern Coalition/Inland Caucus Meeting	Yes	\$247.50
08-21-18	MWD Standing Committee Meetings and Board Meeting	Yes	\$247.50
08-24-18	Mtg. w/B. Apodoca re: MWD Water Issues and Briefing	Yes (10 mtg. max.)	\$-0-
08-28-18	MWD meeting w/MWD Directors G. Dake & J. Quinonez	Yes (same day)	\$-0-
TOTAL REIMBURSEMENT Up to 10 days of service per month per Ordinance No. 105, including MWD meetings at \$247.50 (eff. 7/01/17).			\$742.50
Total No. of Meetings Attended			5
Total No. of Meetings Paid			3

DIRECTOR
SIGNATURE

*April Woodruff for
Director Camacho*

Approved by:

Steven J. Elie
Steven J. Elie
President, Board of Directors

**DIRECTOR PAYSHEET FOR IEUA REPRESENTATIVE
ON CHINO BASIN WATER BANK (ALTERNATE)**

MICHAEL CAMACHO
EMPLOYEE NO. 1140
ACCOUNT NO. 10900 110100 500000 501215

AUGUST 2018

DATE	TYPE OF MEETING	ATTENDANCE	TOTAL COMPENSATION
	None		
TOTAL REIMBURSEMENT Up to 10 days of service per month per Ordinance No. 105			\$-0-
Total No. of CBWB Meetings Attended			0
Total No. of CBWB Meetings Paid			0

DIRECTOR *April Woodruff*
SIGNATURE *Director Camacho*

Approved by: *Jasmin Hall*
Jasmin Hall
Secretary/Treasurer

**DIRECTOR PAYSHEET FOR IEUA REPRESENTATIVE
ON REGIONAL POLICY COMMITTEE (ALTERNATE)**

MICHAEL CAMACHO
EMPLOYEE NO. 1140
ACCOUNT NO. 10900 110100 500000 501215

AUGUST 2018

DATE	TYPE OF MEETING	ATTENDANCE	TOTAL COMPENSATION
08-02-18	Regional Policy Committee Meeting	Yes (alternate)	\$247.50
TOTAL REIMBURSEMENT (Up to 10 days of service per month per Ordinance No. 105, including MWD meetings at \$247.50 (eff. 07/01/17.) IEUA pays Regional Policy Committee members (total amount of \$247.50, should reflect on timesheet))			\$247.50
Total No. of Meetings Attended			1
Total No. of Meetings Paid			1

**DIRECTOR
SIGNATURE**

[Handwritten Signature]
for Director Camacho

Approved by:

[Handwritten Signature]
for Steven J. Elie
President, Board of Directors

IEUA DIRECTOR PAYSHEET

STEVEN J. ELIE
 EMPLOYEE NO. 1175
 ACCOUNT NO. 10200 110100 100000 501010

AUGUST 2018

DATE	TYPE OF MEETING	ATTENDANCE	TOTAL COMPENSATION
08-01-18	IEUA Board Meeting	Yes	\$247.50
08-08-18	IEUA Community & Leg. Affairs Committee Meeting	Yes	\$247.50
08-10-18	12 TH Annual San Bernardino Water Conference	Yes	\$247.50
08-13-18	Board Package Review w/GM Razak and General Counsel JC	Yes	\$247.50
08-14-18	WaterNow Alliance Conference Call	Yes	\$247.50
08-14-18	NWRI Operations Committee Telecon Meeting - OCWD	Yes (same day)	\$-0-
08-15-18	IEUA Board Meeting	Yes	\$247.50
08-17-18	SCWC Legislative Task Force Committee Telecon	Yes	\$247.50
08-21-18	WaterNow Alliance Steering Committee	Yes	\$247.50
08-27-18	Meeting w/D. Tatum & L. White fr. IFS	Yes (same day)	\$-0-
08-27-18	SCWC Legislative Task Force Committee Telecon	Yes	\$247.50
TOTAL REIMBURSEMENT			\$2,227.50
Up to 10 days of service per month per Ordinance No. 105, including MWD meetings at \$247.50 (eff. 07/01/17). IEUA pays both primary and alternate for attendance.			
Total No. of Meetings Attended			11
Total No. of Meetings Paid			9

DIRECTOR
SIGNATURE

Stephen J. Elie
 President Elie

Approved by:

Jasmin Hall
 Jasmin Hall
 Secretary/Treasurer

DIRECTOR PAYSHEET FOR IEUA
ON WATERMASTER BOARD

STEVEN J. ELIE
EMPLOYEE NO. 1175
ACCOUNT NO. 10200 110100 100000 501010

AUGUST 2018

DATE	TYPE OF MEETING	ATTENDANCE	TOTAL COMPENSATION
08-23-18	CBWM Board Meeting	Yes	\$-0-*
TOTAL REIMBURSEMENT			\$-0-
Up to 10 days of service per month per Ordinance No. 105, including MWD meetings at \$247.50 (eff. 07/01/17). IEUA pays both primary and alternate for attendance. (i.e., \$122.50 – difference between Watermaster \$125.00 and Agency meetings \$247.50 (eff. 7/01/17). Chino Basin Watermaster does not compensate an alternate Director unless the alternate Director is attending on behalf of an absent primary Director. In accordance to Ordinance No. 98, Section 1, (i) Attendance at any meeting provided for under Sections 1.b, c, e, and f, shall also include payment to both the primary representative and the alternate representative to said body if they both attend said meeting. <u>Record full amount on timesheet for attendance by alternates</u>			
Total No. of Watermaster Meetings Attended			1
Total No. of Watermaster Meetings Paid			0

DIRECTOR April Woodruff for
SIGNATURE President Elie

*Decline IEUA portion

Approved by: Jasmin Hall
Jasmin Hall
Secretary/Treasurer

**DIRECTOR PAYSHEET FOR IEUA REPRESENTATIVE
ON CHINO DESALTER AUTHORITY (ALTERNATE)**

STEVEN J. ELIE
EMPLOYEE NO. 1175
ACCOUNT NO. 10200 110100 100000 501010

AUGUST 2018

DATE	TYPE OF MEETING	ATTENDANCE	TOTAL COMPENSATION
08-16-18	Special CDA Board Meeting	No	\$-0-
TOTAL REIMBURSEMENT			\$-0-
Up to 10 days of service per month per Ordinance No. 105 (i.e., \$97.50 – difference between CDA (\$150.00 and Agency meetings \$247.50 (eff.7/01/17), including MWD meetings. CDA pays directly to IEUA. Record full amount on timesheet.			
Total No. of CDA Meetings Attended			0
Total No. of CDA Meetings Paid			0

DIRECTOR SIGNATURE *Dequell Woodley for President Elie*

Approved by: *Jasmin Hall*
Jasmin Hall
Secretary/Treasurer

DIRECTOR PAYSHEET FOR IEUA REPRESENTATIVE
ON CHINO BASIN WATER BANK

STEVEN J. ELIE
EMPLOYEE NO. 1175
ACCOUNT NO. 10200 110100 100000 501010

AUGUST 2018

DATE	TYPE OF MEETING	ATTENDANCE	TOTAL COMPENSATION
08-20-18	Chino Basin Water Bank Stakeholder Workshop	Yes	\$247.50
TOTAL REIMBURSEMENT Up to 10 days of service per month per Ordinance No. 105.			\$247.50
Total No. of CBWB Meetings Attended			1
Total No. of CBWB Meetings Paid			1

DIRECTOR SIGNATURE *Steven J. Elie*
President Elie

Approved by: *Kathryn Bessie*
for Jasmin Hall
Secretary/Treasurer

IEUA DIRECTOR PAYSHEET

JASMIN A. HALL
 EMPLOYEE NO. 1256
 ACCOUNT NO. 10200 110100 100000 501010

AUGUST 2018

DATE	TYPE OF MEETING	ATTENDANCE	TOTAL COMPENSATION
08-01-18	IEUA Board Meeting	Yes	\$247.50
08-01-18	CASA/IEUA Meeting w/Bobbi Larson fr. CASA	Yes (same day)	\$-0-
08-08-18	CASA 63 rd Annual Conference	Yes	\$247.50
08-08-18	CASA Board Meeting	Yes (same day)	\$-0-
08-09-18	CASA 63 rd Annual Conference	Yes	\$247.50
08-10-18	CASA 63 rd Annual Conference	Yes	\$247.50
08-14-18	Rialto City Council Meeting	Yes	\$247.50
08-15-18	IEUA Board Meeting	Yes	\$247.50
08-15-18	AABE CA Monthly Chapter Telecon	Yes (same day)	\$-0-
08-16-18	(ccre) CASA Air, Climate Change & Energy Workshop @ Carollo, Orange County	Yes (same day)	\$-0-
08-20-18	Chino Basin Water Bank Workshop	Yes	\$247.50
TOTAL REIMBURSEMENT Up to 10 days of service per month per Ordinance No. 105, including MWD meetings at \$247.50 (eff. 07/01/17). IEUA pays both primary and alternate for attendance.			\$1,732.50
Total No. of Meetings Attended			11
Total No. of Meetings Paid			7

DIRECTOR
SIGNATURE

[Handwritten Signature]

Approved by:



[Handwritten Signature]
for Steven J. Elle, President, Board of Directors


DIRECTOR PAYSHEET FOR IEUA REPRESENTATIVE
ON CHINO DESALTER AUTHORITY

JASMIN A. HALL
EMPLOYEE NO. 1256
ACCOUNT NO. 10200 110100 100000 501010

AUGUST 2018

DATE	TYPE OF MEETING	ATTENDANCE	TOTAL COMPENSATION
08-16-18	Special CDA Board Meeting	Yes	\$247.50
TOTAL REIMBURSEMENT			\$247.50
Up to 10 days of service per month per Ordinance No. 105, including MWD meetings at \$247.50 (eff. 7/01/17). Chino Desalter Authority will pay \$150.00 per meeting directly to the Agency. Record full amount on timesheet. CDA pays both primary and alternate for attendance			
Total No. of CDA Meetings Attended			1
Total No. of CDA Meetings Paid			1

DIRECTOR 
SIGNATURE 


Approved by: 
Steven J. Elie
President, Board of Directors


DIRECTOR PAYSHEET FOR IEUA
ON SAWPA COMMISSION

JASMIN A. HALL
EMPLOYEE NO. 1256
ACCOUNT NO. 10500 110100 165000 501010

AUGUST 2018

DATE	TYPE OF MEETING	ATTENDANCE	TOTAL COMPENSATION
08-07-18	SAWPA Project 23	Yes	\$47.50
08-07-18	SAWPA Commission Workshop	Yes (same day)	\$-0-
08-21-18	SAWPA Commission Meeting	Yes	\$47.50
TOTAL REIMBURSEMENT			\$95.00
Up to 10 days of service per month per Ordinance No. 105), i.e., \$47.50 – difference between SAWPA (\$200.00 (eff. 5/01/17) and Agency meetings \$247.50 (eff. 7/01/17), including MWD meetings. SAWPA pays both primary and alternate for attendance, including mileage.			
Total No. of SAWPA Meetings Attended			3
Total No. of SAWPA Meetings Paid			2

DIRECTOR SIGNATURE 

Approved by: 
for Steven J. Elje
President, Board of Directors


IEUA DIRECTOR PAYSHEET

PAUL HOFER
 EMPLOYEE NO. 1349
 ACCOUNT NO. 10200 110100 100000 501010


AUGUST 2018

DATE	TYPE OF MEETING	ATTENDANCE	TOTAL COMPENSATION
08-01-18	IEUA Board Workshop	Yes	\$-0-
08-08-18	IEUA Finance & Administration Committee Meeting	Yes	\$-0-
08-15-18	IEUA Board Meeting	Yes	\$-0-
TOTAL REIMBURSEMENT			\$-0-
Up to 10 days of service per month per Ordinance No. 105, including MWD meetings at \$247.50 (eff. 07/01/17). IEUA pays both primary and alternate for attendance.			
Total No. of Meetings Attended			3
Total No. of Meetings Paid			0

DIRECTOR
SIGNATURE



Approved by:


 Steven J. Elie
 President, Board of Directors

Director Hofer has waived all stipend payments.

IEUA DIRECTOR PAYSHEET

KATI PARKER
 EMPLOYEE NO. 1362
 ACCOUNT NO. 10200 1100100 100000 501010

AUGUST 2018

DATE	TYPE OF MEETING	ATTENDANCE	TOTAL COMPENSATION
08-08-18	IEUA Eng., Oper., & WR Committee Meeting	Yes	\$247.50
08-08-18	IEUA Finance & Admin. Committee Meeting (Alternate)	Yes (same day)	\$-0-
08-15-18	IEUA Board Meeting	Yes	\$247.50
TOTAL REIMBURSEMENT Up to 10 days of service per month per Ordinance No. 105, including MWD meetings at \$247.50 (eff. 07/01/17). IEUA pays both primary and alternate for attendance.			\$495.00
Total No. of Meetings Attended			3
Total No. of Meetings Paid			2

DIRECTOR *April Woodruff*
 SIGNATURE *Dundia Parker*

Approved by: *Steven J. Elie*
 Steven J. Elie
 President, Board of Directors

**DIRECTOR PAYSHEET FOR IEUA REPRESENTATIVE
ON REGIONAL POLICY COMMITTEE**

KATI PARKER
 EMPLOYEE NO. 1362
 ACCOUNT NO. 10900 110100 500000 501215

AUGUST 2018

DATE	TYPE OF MEETING	ATTENDANCE	TOTAL COMPENSATION
08-02-18	Policy Committee Meeting	No	\$-0-
TOTAL REIMBURSEMENT (Up to 10 days of service per month per Ordinance No. 105, including MWD meetings at \$247.50 (eff. 07/01/17.) IEUA pays Regional Policy Committee members (total amount of \$247.50, should reflect on timesheet))			\$-0-
Total No. of Meetings Attended			0
Total No. of Meetings Paid			0

DIRECTOR SIGNATURE *Paul Woodruff for Director Parker*

Approved by: *Kathy Besser*
 for Steven J. Elie
 President, Board of Directors

DIRECTOR PAYSHEET FOR IEUA
ON SAWPA COMMISSION (ALTERNATE)

KATI PARKER
EMPLOYEE NO. 1362
ACCOUNT NO. 10500 110100 165000 501010

AUGUST 2018

DATE	TYPE OF MEETING	ATTENDANCE	TOTAL COMPENSATION
08-21-18	SAWPA Reg. Commission Meeting	Yes	\$47.50
TOTAL REIMBURSEMENT			\$47.50
Up to 10 days of service per month per Ordinance No. 105 (i.e., \$47.50 – difference between SAWPA (\$200.00 (eff. 5/01/17) and Agency meetings \$247.50 (eff. 7/01/17), including MWD meetings. SAWPA pays both primary and alternate for attendance, including mileage.			
Total No. of SAWPA Meetings Attended			1
Total No. of SAWPA Meetings Paid			1

DIRECTOR *April Woodruff*
SIGNATURE *Doreta Parker*

Approved by: *Kathy Bessell*
for Steven J. Elie
President, Board of Directors

**DIRECTOR PAYSHEET FOR IEUA REPRESENTATIVE
ON WATERMASTER BOARD (ALTERNATE)**

KATI PARKER
EMPLOYEE NO. 1362
ACCOUNT NO. 10200 110100 100000 501010

AUGUST 2018

DATE	TYPE OF MEETING	ATTENDANCE	TOTAL COMPENSATION
08-23-18	CBWM Board Meeting	Yes	\$247.50
TOTAL REIMBURSEMENT			\$247.50
Up to 10 days of service per month per Ordinance No. 105 (i.e., \$122.50 – difference between Watermaster \$125.00 and Agency meetings \$247.50 (eff. 7/01/17), including MWD meetings. Chino Basin Watermaster does not compensate an alternate Director unless the alternate Director is attending on behalf of an absent primary Director. In accordance to Ordinance No. 98, Section 1, (i) Attendance at any meeting provided for under Sections 1.b, c, e, and f, shall also include payment to both the primary representative and the alternate representative to said body if they both attend said meeting. Record full amount on timesheet for attendance by alternates			
Total No. of Watermaster Meetings Attended			1
Total No. of Watermaster Meetings Paid			1

DIRECTOR *April Woodruff Jr*
SIGNATURE *Kati Parker*

Approved by: *Kathy Bessell*
for Steven J. Elie
President, Board of Directors

Attachment 2F

Payroll-Net Pay-Employees

Non-Board Members	PP 19 Checks	PP 19 EFTs	PP 20 Checks	PP 20 EFTs	September
NET PAY TO EE	\$0.00	\$746,704.56	\$0.00	\$772,731.01	\$1,519,435.57

INLAND EMPIRE UTILITIES AGENCY

Payroll for September 14, 2018

Presented at Board Meeting on November 21, 2018

GROSS PAYROLL COSTS			\$1,322,055.83
DEDUCTIONS			(\$575,351.27)
NET PAYROLL			746,704.56
NET PAYROLL BREAKDOWN	CHECKS	EFT	TOTAL
CHECKS USED			
TRANSACTION PROCESSED	0	352	352
AMOUNT	\$0.00	\$746,704.56	<u>\$746,704.56</u>

INLAND EMPIRE UTILITIES AGENCY

Payroll for September 28, 2018

Presented at Board Meeting on November 21, 2018

GROSS PAYROLL COSTS			\$1,357,180.43
DEDUCTIONS			(\$584,449.42)
NET PAYROLL			772,731.01
NET PAYROLL BREAKDOWN	CHECKS	EFT	TOTAL
CHECKS USED			
TRANSACTION PROCESSED	0	353	353
AMOUNT	\$0.00	\$772,731.01	<u>\$772,731.01</u>

**ACTION
ITEM
2A**



Date: November 21, 2018

HR

To: The Honorable Board of Directors

From: Halla Razak, General Manager

Committee: Engineering, Operations & Water Resources

11/14/18

Finance & Administration

11/14/18

Executive Contact: Shaun Stone, Acting Executive Manager of Engineering/AGM

Subject: RP-1 1158 Recycled Water Pump Station Upgrades Construction Contract Award

Executive Summary:

The 2015 Recycled Water Program Strategy concluded that the Regional Water Recycling Plant No. 1 (RP-1) 1158 Zone pumps are inadequate to meet the future recycled water demands in the northern service area. In 2016, IEUA retained the engineering services of Stantec to perform a feasibility study to define the existing 1158 Zone pump system limitations and provide recommendations for improvement. The results of the study indicated that the existing system is undersized and needs to be upgraded and expanded.

On October 16, 2018, IEUA received five construction bids from pre-qualified contractors. Stanek Constructors, Inc., was the lowest responsive, responsible bidder with a bid price of \$4,430,000. The construction contract award was unanimously recommended for approval by the Regional Technical and Policy Committees.

For continuity, staff requests the existing contract with Stantec be amended by \$356,000 to include engineering services during construction, increasing the contract from \$552,498 to \$908,498. Additionally, this project is funded by a Clean Water State Revolving Fund grant and loan.

Staff's Recommendation:

1. Award a construction contract for the RP-1 1158 Recycled Water Pump Station Upgrades, Project No. EN14042, to Stanek Constructors, Inc., in the amount of \$4,430,000;
2. Approve a contract amendment to Stantec Consulting Services Inc., for engineering services during construction for the not-to-exceed amount of \$356,000; and
3. Authorize the General Manager to execute the contract and contract amendment, subject to non-substantive changes.

Budget Impact *Budgeted* (Y/N): Y *Amendment* (Y/N): N *Amount for Requested Approval:*

Account/Project Name:

EN14042/RP-1 1158 Recycled Water Pump Station Upgrades

Fiscal Impact (explain if not budgeted):

None.

Prior Board Action:

On January 17, 2018, the Board of Directors amended the original contract with Stantec Consulting Services to the not-to-exceed amount of \$534,518.

On May 17, 2017, the Board of Directors awarded a consultant engineering services contract for the RP-1 1158 Recycled Water Pump Station Upgrades, Project No. EN14042, to Stantec Consulting Services for the not-to-exceed amount of \$428,000.

Environmental Determination:

Categorical Exemption

CEQA identifies certain categories of projects as exempt from more detailed environmental review because these categories have been deemed to have no potential for significant impact on the environment. This project qualifies for a Categorical Exemption Class 1 as defined in Section 15301(b) of the State CEQA Guidelines.

Business Goal:

The RP-1 1158 Recycled Water Pump Station Upgrades Project is consistent with IEUA's Business Goal of Wastewater Management, specifically the Asset Management objective that IEUA will ensure the treatment facilities are well maintained, upgraded to meet evolving requirements, sustainably managed, and can accommodate changes in regional water use.


Attachments:

- Attachment 1 - PowerPoint
- Attachment 2 - Construction Contract
- Attachment 3 - Consultant Amendment

Attachment 1

RP-1 1158 Recycled Water Pump Station Upgrades Construction Contract Award

Project No. EN14042



Michael Dias, P.E.
November 2018

Project Location



The Project

- Feasibility Study
 - Indicated pump system limitations and required upgrades
 - Inadequate pump capacity to meet future recycled water demand
- Scope includes:
 - Replace existing 400 HP pumps with 700 HP pumps
 - Perform upgrades to the electrical system
 - Provide surge protection upgrades
 - Perform coating repairs to the existing wet well structure



Existing 2,500 Gallon Surge Tank



RP-1 Recycled Water Pump Station

Contractor Selection

- IEUA staff advertised the invitation for bid on September 6, 2018, to seven pre-qualified contractors
- On October 16, 2018, five bids were received:

Bidder's Name	Final Bid Amount
Stanek Constructors, Inc.	\$4,430,000
JF Shea Construction, Inc.	\$4,852,600
Olsson Construction, Inc.	\$4,926,372
W.A. Rasic Construction Company, Inc.	\$5,375,000
Kiewit Infrastructure West Co.	\$5,585,500
Engineer's Estimate	\$7,000,000

Project Budget and Schedule

Description	Estimated Cost
Design Services	\$849,634
Design Contracts	\$627,348
IEUA Design Services (actuals)	\$222,286
Construction Services	\$706,000
Engineering Services During Construction (~8%)(this action)	\$356,000
IEUA Construction Services (~8%)	\$350,000
Construction	\$4,873,000
Construction Contract (this action)	\$4,430,000
Contingency (10%)	\$443,000
Total Project Cost	\$6,428,634
Grant Funding (Principal Forgiveness)	\$2,500,000
Total Project Budget	\$7,900,000

Project Milestone	Date
Construction	
Construction Contract Award	November 2018
Construction Completion	January 2020

Recommendation

- Award a construction contract for the RP-1 1158 Recycled Water Pump Station Upgrades, Project No. EN14042, to Stanek Constructors, Inc., in the amount of \$4,430,000;
- Approve a contract amendment to Stantec Consulting Services Inc., for engineering services during construction for the not-to-exceed amount of \$356,000; and
- Authorize the General Manager to execute the contract and contract amendment subject to non-substantive changes.

The RP-1 1158 Recycled Water Pump Station Upgrades Project is consistent with *IEUA's Business Goal of Wastewater Management*, specifically the Asset Management objective that IEUA will ensure the treatment facilities are well maintained, upgraded to meet evolving requirements, sustainably managed, and can accommodate changes in regional water use.

Attachment 2

1.0 CONTRACT

THIS CONTRACT, made and entered into this 21 day of November, 2018, by and between Stanek Constructors, Inc., hereinafter referred to as "Contractor," and The Inland Empire Utilities Agency, a Municipal Water District, located in San Bernardino County, California, hereinafter referred to as "Agency".

WITNESSETH:

That for and in consideration of the promises and agreements hereinafter made and exchanged, the Agency and the Contractor agree as follows:

1. Contractor agrees to perform and complete in a workmanlike manner, all work required under the bidding schedule of said Agency's specifications entitled SPECIFICATIONS FOR RP-1 1158 Zone Recycled Water Pump Station Upgrades Project EN 14042, in accordance with the specifications and drawings, and to furnish at their own expense, all labor, materials, equipment, tools, and services necessary, except such materials, equipment, and services as may be stipulated in said specifications to be furnished by said Agency, and to do everything required by this Contract and the said specifications and drawings.
2. For furnishing all said labor, materials, equipment, tools, and services, furnishing and removing all plant, temporary structures, tools and equipment, and doing everything required by this Contract and said specifications and drawings; also for all loss and damage arising out of the nature of the work aforesaid, or from the action of the elements, or from any unforeseen difficulties which may arise during the prosecution of the work until its acceptance by said Agency, and for all risks of every description connected with the work; also for all expenses resulting from the suspension or discontinuance of work, except as in the said specifications are expressly stipulated to be borne by said Agency; and for completing the work in accordance with the requirements of said specifications and drawings, said Agency will pay and said Contractor shall receive, in full compensation therefore, the price(s) set forth in this Contract.
3. That the Agency will pay the Contractor progress payments and the final payment, in accordance with the provisions of the contract documents, with warrants drawn on the appropriate fund or funds as required, at the prices bid in the Bidding and Contract Requirements, Section C - Bid Forms and accepted by the Agency, and set forth in this below.

Total Bid Price \$ Four Million, Four-Hundred Thirty Thousand Dollars
and Zero Cents.

If this is not a lump sum bid and the contract price is dependent upon the quantities constructed, the Agency will pay and said Contractor shall receive, in full compensation

for the work the prices named in the Bidding and Contract Requirements, Section C - Bid Forms.

4. The Agency hereby employs the Contractor to perform the work according to the terms of this Contract for the above-mentioned price(s), and agrees to pay the same at the time, in the manner, and upon the conditions stipulated in the said specifications; and the said parties for themselves, their heirs, executors, administrators, successors, and assigns, do hereby agree to the full performance of the covenants herein contained.
5. The Notice Inviting Bids, Instructions to Bidders, Bid Forms, Information Required of Bidder, Performance Bond, Payment Bond, Contractors License Declaration, Specifications, Drawings, all General Conditions and all Special Conditions, and all addenda issued by the Agency with respect to the foregoing prior to the opening of bids, are hereby incorporated in and made part of this Contract, as if fully set forth.
6. The Contractor agrees to commence work under this Contract on or before the date to be specified in a written "Notice To Proceed" and to complete said work to the satisfaction of the Agency four hundred twenty (420) calendar days after award of the Contract. All work shall be completed before final payment is made.
7. Time is of the essence on this Contract.
8. Contractor agrees that in case the work is not completed before or upon the expiration of the contract time, damage will be sustained by the Agency, and that it is and will be impracticable to determine the actual damage which the Agency will sustain in the event and by reason of such delay, and it is therefore agreed that the Contractor shall pay to the Agency the amount of four thousand (\$4,000) dollars for each day of delay, which shall be the period between the expiration of the contract time and the date of final acceptance by the Agency, as liquidated damages and not as a penalty. It is further agreed that the amount stipulated for liquidated damages per day of delay is a reasonable estimate of the damages that would be sustained by the Agency, and the Contractor agrees to pay such liquidated damages as herein provided. In case the liquidated damages are not paid, the Contractor agrees that the Agency may deduct the amount thereof from any money due or that may become due to the Contractor by progress payments or otherwise under the Contract, or if said amount is not sufficient, recover the total amount.
9. In addition to the liquidated damages, which may be imposed if the Contractor fails to complete the work within the time agreed upon, the Agency may also deduct from any sums due or to become due the Contractor, penalties and fines for violations of applicable local, state, and federal law.
10. That the Contractor will pay, and will require subcontractors to pay, employees on the work a salary or wage at least equal to the prevailing salary or wage established for such work as set forth in the wage determinations and wage standards applicable to this work, contained in or referenced in the contract documents.
11. That, in accordance with Section 1775 of the California Labor Code, Contractor shall

forfeit to the Agency, as a penalty, not more than Fifty (\$50.00) Dollars for each day, or portion thereof, for each worker paid, either by the Contractor or any subcontractor, less than the prevailing rates as determined by the Director of the California Department of Industrial Relations for the work.

12. That, except as provided in Section 1815 of the California Labor Code, in the performance of the work not more than eight (8) hours shall constitute a day's work, and not more than forty (40) hours shall constitute a week's work; that the Contractor shall not require more than eight (8) hours of labor in a day nor more than forty hours of labor in a week from any person employed by the Contractor or any subcontractor; that the Contractor shall conform to Division 2, Part 7, Chapter 1, Article 3 (Section 1810, et seq.) of the California Labor Code; and that the Contractor shall forfeit to the Agency, as a penalty, the sum of Twenty-Five (\$25.00) Dollars for each worker employed in the execution of the work by Contractor or any subcontractor for each day during which any worker is required or permitted to labor more than eight (8) hours in violation of said Article 3.
13. That the Contractor shall carry Workers' Compensation Insurance and require all subcontractors to carry Workers' Compensation Insurance as required by the California Labor Code.
14. That the Contractor shall have furnished, prior to execution of the Contract, two bonds approved by the Agency, one in the amount of one hundred (100) percent of the contract price, to guarantee the faithful performance of the work, and one in the amount of one hundred (100) percent of the contract price to guarantee payment of all claims for labor and materials furnished.
15. The Contractor hereby agrees to protect, defend, indemnify and hold the Agency and its employees, agents, officers, directors, servants and volunteers free and harmless from any and all liability, claims, judgments, costs and demands, including demands arising from injuries or death of persons (including employees of the Agency and the Contractor) and damage to property, arising directly or indirectly out of the obligation herein undertaken or out of the operations conducted by the Contractor, its employees agents, representatives or subcontractors under or in connection with this Contract to the extent permitted by law.

The Contractor further agrees to investigate, handle, respond to, provide defense for and defend any such claims, demands or suit at the sole expense of the Contractor.

IN WITNESS WHEREOF, The Contractor and the General Manager of Inland Empire Utilities Agency*, thereunto duly authorized, have caused the names of said parties to be affixed hereto, each in duplicate, the day and year first above written.

Inland Empire Utilities Agency,*
San Bernardino County, California.

By _____
General Manager

Contractor Stanek Constructors, Inc.

By George Foote 
Title Vice President 10/19/18

*Municipal Water District

Stanek Constructors, Inc.

651 Corporate Circle
Telephone (303) 980-8233

◆ Suite 108 ◆


Golden, Colorado 80401
FAX (303) 980-8145

May 16, 2018

CORPORATE RESOLUTION


This resolution shall serve as authorization for the following persons to sign any and all documents that are legally binding of the corporation on behalf of Stanek Constructors, Inc. a Colorado corporation.

Luke T. Spalj - CEO
Robert S. Stanek - President
Jerry E. Arguello – Secretary/CFO
George E. Foote – Vice President/Operations Manager
Josh T. Anthony – Assistant Corporate Secretary
Lorena R. Mayor – Assistant Corporate Secretary



Robert S. Stanek
President

5/16/18
Date



Jerry E. Arguello
Secretary

5/16/18
Date

Attachment 3



Inland Empire Utilities Agency
 A MUNICIPAL WATER DISTRICT

CONTRACT AMENDMENT NUMBER: 4600002313-004
FOR CONSULTING ENGINEERING SERVICES
REGIONAL RECLAMATION PLANT NO. 1 (RP-1)
1158 RECYCLED WATER PUMP STATION UPGRADES
PROJECT NO. EN14042

AMENDMENT NUMBER FOUR is made and entered into this ___ day of _____, 2018, by and between the Inland Empire Utilities Agency, a Municipal Water District, organized and existing in the County of San Bernardino under and by virtue of the laws of the State of California (hereinafter referred to as "IEUA" and "Agency") and Stantec Consulting Services, Inc., with offices located in Irvine, California (hereinafter referred to as "Consultant"), for consulting services related to RP-1 1158 Recycled Water Pump Station Upgrades, Project No. EN 14042, and shall revise the Contract as amended:

SECTION 4. SCOPE OF WORK AND SERVICES, IS HEREBY AMENDED TO ADD THE FOLLOWING: Consultant shall also provide the additional consulting services outlined in Consultant's October 29, 2018 Proposal, which is referenced herein, attached hereto as **Exhibit A-004**, and incorporated herein by reference. Consultant shall provide such services at the time, place, and in the manner specified in **Exhibit A-004**, subject to the direction of the Agency through its staff.

SECTION SIX. COMPENSATION, IS HEREBY AMENDED TO ADD THE FOLLOWING: The total **NOT-TO-EXCEED** amount of the Contract, inclusive of this Amendment No. 4, is **\$908,498.00**, a net increase of **\$356,000.00** as compensation for additional work represented by **Exhibit A-004**, for all services provided throughout the term of this Contract and as authorized by SAP Purchase Requisition 10046565.

ALL OTHER PROVISIONS OF THIS CONTRACT REMAIN UNCHANGED

The parties hereto have mutually covenanted and agreed as per the above amendment item, and in doing so have caused this document to become incorporated into the Contract Documents.

INLAND EMPIRE UTILITIES AGENCY:
 *A MUNICIPAL WATER DISTRICT

STANTEC CONSULTING SERVICES, INC.:

 Halla H. Razak
 General Manager

(Date)

Robert Reid

 Robert Reid
 Principal-In-Charge

10/31/18

 (Date)

EXHIBIT A-004

(Consultant's October 29, 2018 Proposal)



Stantec Consulting Services Inc.
38 Technology Drive, Irvine CA 92618-5312

29 October 2018

File: 2042518702

Attention: John Scherck

Inland Empire Utilities Agency
6075 Kimball Avenue
Chino, CA 91708

Dear John,

Reference: RP-1 1158 Recycled Water Pump Station Upgrades Project, EN 14042 – Proposal for Contract Amendment 4 – Engineering Services During Construction

Dear John,

As requested, Stantec is providing you with this proposal for engineering support services during the construction of the RP-1 1158 RW Pump Station Upgrades Project, EN14042. The scope of work provided is based on the listed tasks as outlined in the email communication on August 2, 2018.

Scope

Task 1- Meetings and Site Visits

1.1 Pre-Construction Meeting

We will attend a pre-construction meeting and will present an overview of project scope, Stantec's role and responsibilities during the course of construction of the project.

1.2 Construction Workshops

We will attend the following workshops to provide assistance to the contractor or contractor's representative as required throughout the estimated 14 months duration of construction for the project to include:

- Overall System
- Mechanical (including surge tank/compressor), Concrete
- Electrical and Instrumentation & Control (including switchgear)
- Coatings and Installation Observations
- Process Control and SCADA (assumed to be conducted by TSI)
- 70% Completion
- Testing, Training, Start-Up and Commissioning

A total of up to ten workshops are anticipated. Each of these workshops are assumed to be approximately 2-hours in duration.

Design with community in mind

Reference: RP-1 1158 Recycled Water Pump Station Upgrades Project, EN 14042 – Proposal for Contract Amendment 4 – Engineering Services During Construction

1.3 Weekly Construction Progress Meetings

We will attend weekly construction progress meetings. We assume that the majority of these meetings will be via conference call. However, there will be meetings attended in person as required. For budgetary purposes, we anticipate forty (45) weekly conference calls, with fifteen (13) additional progress meetings attended in person.

Task 2- Submittal Reviews

We will catalog information, review and process submittals per IEUA standard conditions using CIPO. We anticipate up to 120 submittals and up to 50 resubmittals.

Task 3 - Respond to Requests for Information (RFIs)

We will respond to Contractor's RFI's using CIPO for all documentation. However, simple items may be discussed via conference call. We assume up to fifty (50) RFI's will require our response.

Task 4 - Review of Construction Change Order Requests

We will assist with construction change order requests by reviewing the change order requests for validation of the quotes received from the contractor. We assume up to ten (10) such reviews.

Task 5 - Startup and Testing Assistance

We will provide written start-up protocol and assistance with facilities integration upon construction. Specifically, we will provide:

- Guidance and Review of Contractors step-by-step Shut down tie-in plans
- Guidance and Review of Contractors step-by-step Startup plans

Task 6 - Preparation of Record Drawings

We will prepare record drawings, or as-built drawings, based on the information provided to us. We assume the following:

- As-built changes will be created in AutoCAD from mark-ups made on the conformed set of plans provided by the Contractor redline as-built markups and IEUA's construction manager's markups
- We assume one (1) review set of record drawings by IEUA before finalizing
- We will submit final record drawings electronically in AutoCAD and PDF format

Task 7 – Factory Witness Testing

We will send our project engineer of record to witness the pump factory acceptance testing at the manufacturer's testing facility prior to being shipped to the project site. We assume that IEUA will also send a representative for factory witness testing as well. We will witness and document that the factory test shows that the pumps meet the pump specification and intended operation as included with our project specifications.

29 October 2018

Page 3 of 3

Reference: **RP-1 1158 Recycled Water Pump Station Upgrades Project, EN 14042 – Proposal for Contract Amendment 4 – Engineering Services During Construction**

Task 8- Project Management

We will perform the necessary project management activities such as, regular communications; monthly progress reports submitted with project invoice, scope and budget tracking with effort based on anticipated duration for construction. If applicable, we will assist IEUA with development of an Asset List.

Exclusions

- Survey and construction staking services are not included in this scope of services
- Full Inspection services

Budget

To perform the above scope of services, Stantec respectively requests a budget of \$356,000 to be amended to the current contract. We have attached a breakdown of the proposed labor hours and costs for each task described above.

Regards,

Stantec Consulting Services Inc.



Jeff Dunn, PE
Senior Project Manager, Civil
Phone: (949) 923-6974
Fax: (949) 923-6121
jeff.dunn@stantec.com



Robert Reid, PE
Senior Associate
Phone: (949) 923-6071
Fax: (949) 923-6121
Robert.reid@stantec.com

Attachment: **Labor Hours Breakdown by Task**

c.

dj v:\2042\active\2042518702\0_framework\6_change_orders\contract_amendment_4_const_support\let_amendment_4_esdc_en14042_1158rwpumpstationupgrades_rev2.docx

Design with community in mind

**Inland Empire Utilities Agency
 Contract Amendment No. 4 - 1158 Recycled Water Pump Station Upgrades Project No. EN14042
 Engineering Services During Construction
 Proposed Labor Hours and Budget**



	LABOR HOURS							TOTAL STANTEC LABOR HOURS	TOTAL STANTEC LABOR FEES	Other	VSA	Other Direct Costs	TOTAL FEES
	PM/CC	Project Manager	Senior Engineer	Chief Mechanical Designer	Electrical Engineer	Controls Engineer	Electrical Designer						
1 Meetings and Site Visits	0	20	146	0	84	60	0	310	\$ 52,632	\$4,000	\$16,300	\$10,596	\$ 83,561
1.1 Pre-Construction Meeting		4	6		8	8		26	\$ 4,628		\$2,042	\$1,200	\$ 7,870
1.2 Construction Workshops (10)		8	24		48	24		104	\$ 18,336	\$2,000	\$6,125	\$5,896	\$ 32,357
1.3 Weekly Construction Progress Meetings (58)		8	116		28	28		180	\$ 29,668	\$2,000	\$8,166	\$3,500	\$ 43,334
2 Submittal Reviews (170)	4	24	294	40	140	80	80	662	\$ 108,140	\$5,000	\$9,705		\$ 122,845
3 Respond to RFTs (50)	4	16	80		32	32	40	204	\$ 34,004	\$4,000	\$2,539		\$ 40,543
4 Review of Construction Change Order Requests (10)	8	24	12		12			56	\$ 11,472				\$ 11,472
5 Startup and Testing Assistance		12	60		60	80		212	\$ 36,300			\$4,849	\$ 41,149
6 Preparation of Record Drawings	2	4	12	32	12	12	32	106	\$ 16,386	\$1,000			\$ 17,386
7 Factory Witness Testing		4	96					100	\$ 15,876			\$2,948	\$ 18,824
8 Project Management	4	56			36			96	\$ 20,220				\$ 20,220
Total (336) Hours	22	160	700	72	470	260	152	1,726	\$ 597,070	\$14,000	\$28,344	\$13,392	\$ 652,806
Total Project Fees	\$5,472	\$36,000	\$109,200	\$9,720	\$58,400	\$32,000	\$17,880						

**ACTION
ITEM
2B**



Date: November 21, 2018

HHR

To: The Honorable Board of Directors

From: Halla Razak, General Manager

Committee: Finance & Administration

11/14/18

Executive Contact: Christina Valencia, Executive Manager of Finance & Administration/AGM

Subject: SAP Support Service Contracts

Executive Summary:

The Agency's existing SAP Support Service contracts are set to expire on December 31, 2018. Currently, the consultants provide technical support needs that are beyond the Business Information Services (BIS) staff's skill sets. Staff is responsible for providing the day-to-day support, system enhancements and process improvements. Although staff is trained to support most of the SAP modules and technologies, supplemental support is necessary to address new business requirements, "rent" specialty skills and capitalize on low cost off-shore services. By leveraging the consultants' technical expertise and support, it allows the BIS staff to focus more on value-added tasks through system enhancements and process improvements.

A request for proposal (RFP-SM-18-018) for SAP Support Services was released on September 4, 2018. The electronic submittal closing date was September 21, 2018. The Agency received seven proposals. The eighth vendor was not considered due to late submittal. The evaluation team, comprised of BIS staff and a contract administrator, used the following criteria to review for acceptance of the proposal: responsiveness to the proposal, expertise and experience, ticket management and service level agreement, staff availability to provide support during Agency's business hours, customer references, costs and ease of conducting business.

Staff's Recommendation:

1. Award a three-year fixed-cost contract, beginning on January 1, 2019, with two one-year options, in the amount of \$74,400 annually, to V3iT Consulting to provide routine SAP basis support;
2. Award a three-year time and material contract, beginning on January 1, 2019, with two one-year options in the not-to-exceed amount of \$75,000 to each of these vendors: V3iT Consulting and Phoenix Business Consulting to provide as-needed SAP support; and
3. Authorize the General Manager to execute the contracts subject to non-substantive changes.

Budget Impact *Budgeted (Y/N): Y Amendment (Y/N): N Amount for Requested Approval:*

Account/Project Name:

10200 / 118100 / 100000/ 520980

Fiscal Impact (explain if not budgeted):

The funding for the recommended contracts are budgeted for fiscal year 2018-19. Future contract costs will be included in the fiscal year 2019-20 and fiscal year 2020-21.

Full account coding (internal AP purposes only):

- - -
- - -

Project No.:

Prior Board Action:

The Board approved the SAP Application Management Service (AMS) contracts for three vendors on 12/18/2013. V3iT Consulting and Sierra Infosys each received a two-year term with two one-year options, beginning 1/1/2014, for a not-to-exceed amount of \$30,000. Vesta Partners received a two-year term with two one-year options, beginning 1/1/2014, for a not-to-exceed amount of \$20,000.

Environmental Determination:

Statutory Exemption

Business Goal:

The use of SAP and its maintenance are aligned with the Agency's goal for Business Practices – Efficiency and Effectiveness, aiming to apply best industry practices in all processes to maintain and improve the quality and value of the services we provide to our member agencies and the public.

Attachments:

Attachment 1 - Background

Background

Subject: SAP Support Service Contracts

Background

Today, the Agency's SAP support team comprises of four business systems analysts, three information systems analysts, a senior management analyst, a supervisor and a manager. The support skills required include technical skills (e.g., system management, software development, system integration, workflow, business intelligence, security and authorization management) and functional expertise and knowledge of business best practices in areas of account, procurement, inventory management, enterprise asset management and others.

The support team is responsible for providing the day-to-day support and system enhancements. Although staff is trained to support most of the SAP modules and technologies, supplemental support is necessary to address new business requirements, "rent" specialty skills and capitalize on low cost off-shore services.

For the upcoming support contracts, the Agency is looking for one or more vendors that can provide supplemental support for its SAP Enterprise Resource Management (ERP) system in two different contract types.

Contract Type 1: Time and Materials, As-Needed Basis

This is the support model the Agency has with the current vendors. The Agency went live on July 2007, utilizing SAP for financial management, public sector fund and grant accounting, procurement, project accounting, plant maintenance and inventory management. Later in April 2013, the Agency expanded its SAP ERP to include the human capital management and payroll functions. Although the in-house Agency staff is trained to support most of the modules and technologies, supplement support is necessary for areas that exceed the in-house staff's capacity and/or expertise. Partnership with the selected vendors will allow the Agency to:

- Address new business requirements.
- "Rent, not Buy" (i.e., hire) non-core skills.
- Enhance knowledge transfer/capture by developing relationship with select vendors.
- Enable Agency to address niche skill gaps with other preselected vendors.

Contract Type 2: Fixed-Cost Basis

One of the current support vendors was requested to provide system support to address the unexpected vacancy in the department earlier this year. After careful evaluation, management has determined this system support is best provided by outside consultants due to high level of technical expertise required to keep up with the everchanging technologies and cyber security needs. Additionally, the consultants are available 24/7, which is beneficial to the Agency since most system maintenance is best performed during non-business hours and weekends to minimize the business impact. Therefore, this request for proposal solicits for a support model that can provide system administration services (e.g., system monitoring, security patches, software updates, etc.) on a regular basis. This service will eliminate the need to fill the vacancy, resulting in a net savings to the Agency.

A request for proposal (RFP-SM-18-018) for SAP Support Services was released on September 4, 2018. A total of seven vendors responded. The eighth vendor was not evaluated due to late submittal by the deadline of September 21, 2018. The evaluation team comprised of a business systems analyst, three information systems analysts, a contract administrator, a supervisor and a Manager of BIS. After a careful review, which include discussions with vendors' references, the evaluation team recommends these two vendors for the SAP support contracts: V3iT Consulting for As-Needed Basis and Fixed-Cost Basis; and Phoenix Business Consulting for As Needed Basis Only.

These vendors demonstrated the following strengths:

- Familiar with Agency's SAP landscape and support team
- Clear understanding of the Agency's support needs
- Strong basis, system administration and SAP support
- Proven to be effective and with ease of conducting business with the Agency
- Good warranty for development/enhancement work
- Experience with public sectors (e.g., city, county, federal, etc.)
- Competitive fees

Recommendations

1. The evaluation team recommends that the Agency award a three-year fixed-cost contract, beginning on January 1, 2019, with two one-year options, in the amount of \$74,400 annually, to V3iT Consulting to provide routine SAP basis support;
2. The evaluation team recommends that the Agency award a three-year time and material contract, beginning on January 1, 2019, with two one-year options in the not-to-exceed amount of \$75,000 to each of these vendors: V3iT Consulting and Phoenix Business Consulting to provide as-needed SAP support; and
3. The evaluation team recommends that the Board authorizes the General Manager to execute the contracts subject to non-substantive changes.

**ACTION
ITEM
2C**



Date: November 21, 2018

HR

To: The Honorable Board of Directors

From: Halla Razak, General Manager

Committee: Engineering, Operations & Water Resources

11/14/18

Finance & Administration

11/14/18

Executive Contact: Shaun Stone, Acting Executive Manager of Engineering/AGM

Subject: RW System Cathodic Protection Improvements Consultant Contract Amendment

Executive Summary:

Corrpro Companies Inc. (Corrpro) evaluated remaining corrosion monitoring test stations, not previously evaluated in 2014, and measured the soil corrosiveness along the pipeline network that does not have corrosion monitoring test stations. At the conclusion of their field evaluation, Corrpro submitted a technical memorandum identifying areas of corrosive soil and recommended engineering controls to determine the remaining life of the pipelines. This consultant contract amendment will allow Corrpro to expose and directly assess pipelines, install monitoring equipment near pipelines with corrosive soil that had no previous monitoring equipment, and repair existing corrosion monitoring test stations. Staff recommends the work be completed by Corrpro due to their expertise and knowledge of IEUA's recycled water pipeline network condition. A contract amendment is requested for an amount of \$560,670 for the additional scope of work, increasing Corrpro's contract from \$198,900 to \$759,570.

Further, the project is moving ahead of schedule, and to complete the project, funds will need to be brought forward from future fiscal year budget allocation. The FY 2018/19 budget is \$490,000; therefore, staff requests that \$195,000 be reallocated from FY 2019/20 into FY 2018/19 to fully fund the project through FY 2018/19.

Staff's Recommendation:

1. Approve a consultant services contract amendment for the RW System Cathodic Protection Improvements, Project No. EN17080, to Corrpro Companies Inc., for the not-to-exceed amount of \$560,670;
2. Approve an increase in budget allocation for FY 2018/19 from the FY 2019/20 budget in the amount of \$195,000; and
3. Authorize the General Manager to execute the contract amendment, subject to non-substantive changes.

Budget Impact Budgeted (Y/N): Y Amendment (Y/N): Y Amount for Requested Approval: \$ 195,000

Account/Project Name:

EN17080/RW System Cathodic Protection Improvements

Fiscal Impact (explain if not budgeted):

The project is moving ahead of schedule, and to complete construction, funds will need to be brought forward from the FY 2019/20 fiscal year budget allocation. Staff request that \$195,000 be reallocated from FY 2019/20 budget of \$2,800,000 to FY 2018/19, increasing the current FY budget from \$490,000 to 685,000.

Prior Board Action:

On January 17 2018, the Board of Directors awarded a consultant engineering services contract for the RW System Cathodic Protection Improvements , Project No. EN17080, to Corpro for the not-to-exceed amount of \$198,900.

Environmental Determination:

Categorical Exemption

CEQA identifies certain categories of projects as exempt from more detailed environmental review because these categories have been deemed to have no potential for significant impact on the environment. This project qualifies for a Categorical Exemption Class 1 and Class 6, as defined in Section 15301 and Section 15306 of the State CEQA Guidelines respectively.

Business Goal:

The RW System Cathodic Improvements Project is consistent with IEUA's Business Goal of Water Reliability, specifically the Water Supplies objective that IEUA will support the region with the development of reliable, resilient, and sustainable water supplies from diverse sources.

Attachments:

Attachment 1 - PowerPoint

Attachment 2 - Contract Amendment

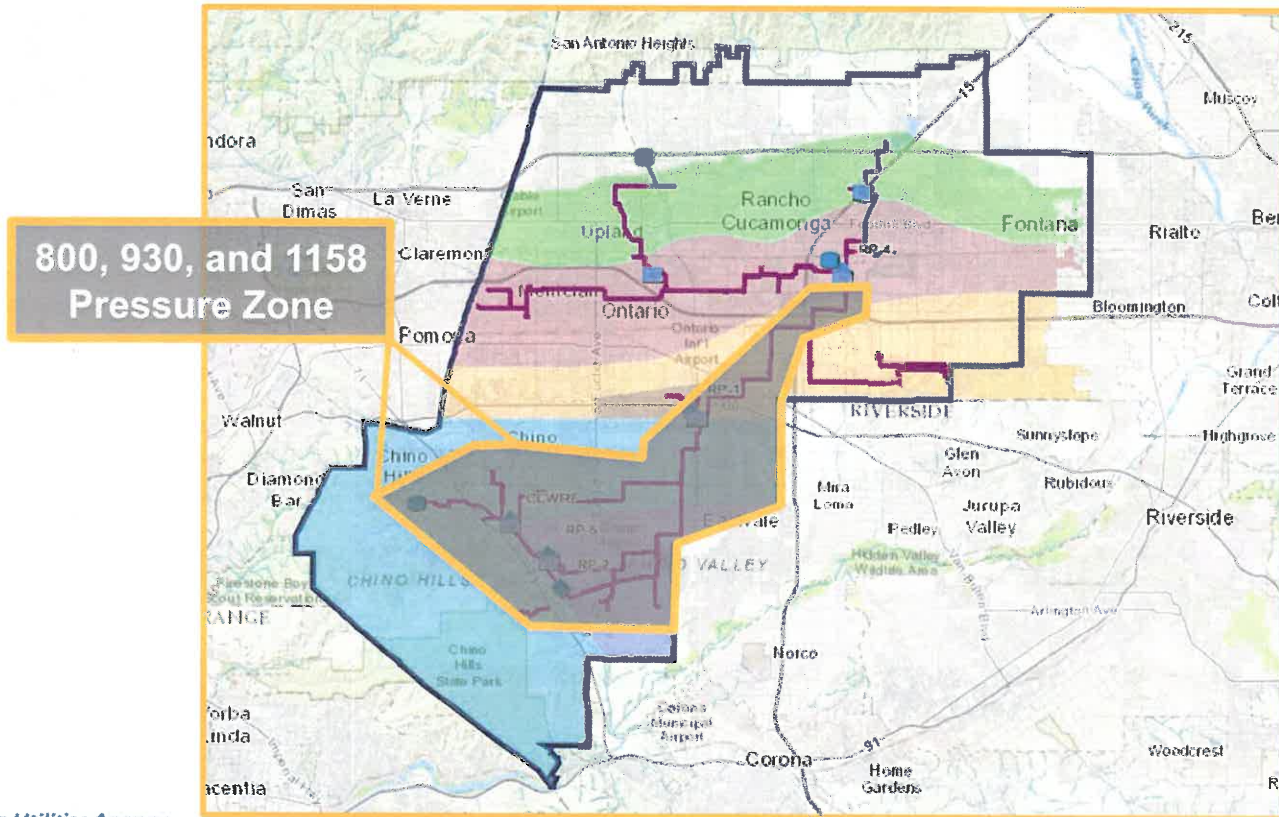
Attachment 1

Recycled Water System Cathodic Protection Consultant Contract Amendment Project No. EN17080



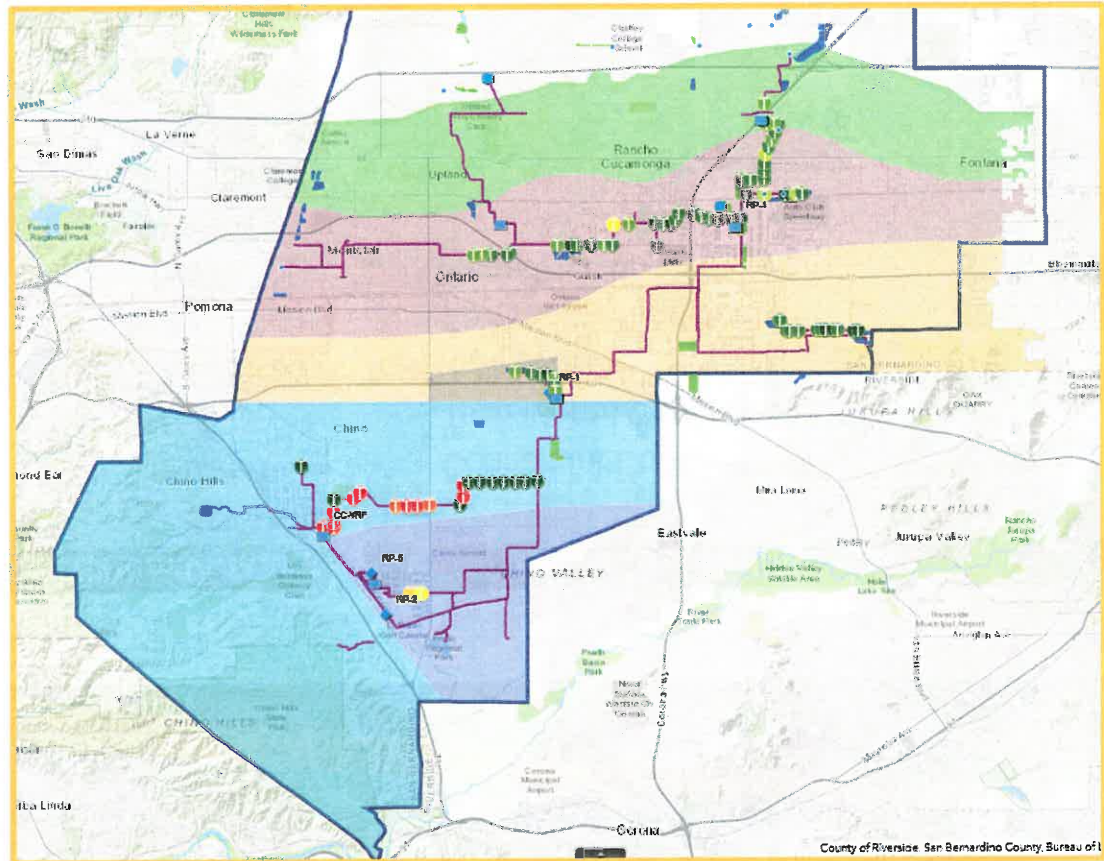
Travis Sprague
November 2018

Project Location



The Project

2014 RW Pipeline Cathodic Protection Station Survey



Project Budget and Schedule

Description	Estimated Cost
Design Services	\$270,428
Project Evaluation Contract	\$198,900
IEUA Design Services	\$71,528
Rehabilitation Services	\$686,821
Consultant Contract Amendment (this action)	\$560,670
Contingency (10%)	\$56,067
Engineering Services (8%)	\$44,854
IEUA Inspection Services (4.5%)	\$25,230
Total Project Cost	\$957,249
Total Project Budget	\$3,540,851

Project Milestone	Date
Design	
Consultant Contract Award	January 2018
Tech Memo Completion	June 2018
Rehabilitation	
Contract Amendment	November 2018
Rehabilitation Completion	April 2019

Recommendation

- Approve a consultant services contract amendment for the RW System Cathodic Protection Improvements, Project No. EN17080, to Corpro Companies Inc., for the not-to-exceed amount of \$560,670;
- Approve an increase in budget allocation for FY 2018/19 from the FY 2019/20 budget in the amount of \$195,000; and
- Authorize the General Manager to execute the contract amendment subject to non-substantive changes.

The RW System Cathodic Improvements Project is consistent with **IEUA's Business Goal of Water Reliability** specifically the Water Supplies objective that IEUA will support the region with the development of reliable, resilient, and sustainable water supplies from diverse sources.

Attachment 2



Inland Empire Utilities Agency
A MUNICIPAL WATER DISTRICT

CONTRACT AMENDMENT NUMBER: 4600002464-001

FOR
CORROSION ASSESSMENT SERVICES
OF
RECYCLED WATER CATHODIC PROTECTION IMPROVEMENTS
SOIL ANALYSIS SURVEY PROJECT NO. EN17080

THIS CONTRACT AMENDMENT ONE is made and entered into this ____ day of _____, 2018, by and between the Inland Empire Utilities Agency, a Municipal Water District, organized and existing in the County of San Bernardino under and by virtue of the laws of the State of California (hereinafter referred to as "IEUA" and "Agency") and Corrpro Companies, Inc., an Aegion Company, with offices located in Santa Fe Springs, California (hereinafter referred to as "Consultant"), for professional soil analysis and pip-to-soil potential survey on the recycled water distribution pipelines in support of Project EN17080.

SECTION FOUR, SCOPE OF WORK AND SERVICES, ADDS THE FOLLOWING PARAGRAPH: Consultant's additional services and responsibilities shall be in accordance with Consultant's proposal dated September 26, 2018, which is attached hereto, referenced herein, and made a part hereof as **Exhibit A**.

SECTION SIX, COMPENSATION, ADDS THE FOLLOWING PARAGRAPH: In compensation for the additional work represented by this Contract Amendment, Agency shall pay Consultant a **NOT-TO-EXCEED MAXIMUM of \$759,570.00** for all services provided. This represents an increase of **\$560,670.00** in accordance with **Exhibit A** and as approved by SAP Purchase Requisition 10046636.

ALL OTHER PROVISIONS OF THIS CONTRACT REMAIN UNCHANGED


The parties hereto have mutually covenanted and agreed as per the above amendment item, and in doing so have caused this document to become incorporated into the Contract Documents.

INLAND EMPIRE UTILITIES AGENCY:
**A MUNICIPAL WATER DISTRICT*

CORRPRO COMPANIES, INC.:

 Halla H. Razak
 General Manager

(Date)



 Edward Bonar
 Area Operations Manager



 10/18/2018
 (Date)

Exhibit A

September 26th, 2018

Inland Empire Utilities Agency
6075 Kimball Avenue
Chino, CA 91708

Attn.: Mr. Travis Sprague

**Subject: Cathodic Protection (CP) Proposal – Cost Estimates for Proposed Recommendations
Recycled Water Pipeline Cathodic Protection Improvements Project (Rev 3)**

A soil corrosivity analysis and assessment of the existing cathodic protection and corrosion monitoring systems were conducted for select recycled water pipelines. Based on the findings of the field surveys, it was determined that additional testing, CP equipment upgrades, and new CP installations are required throughout the project area. This cost proposal is based on the recommendations provided in the most recent *“Cathodic Protection Assessment and Soil Corrosivity Analysis Report”* dated July 12, 2018.

The more detailed scope of work and associated fees included under this proposal are as follows:

TASK SUMMARY AND COST:

Task 1: Excavate and Perform ECDA on 930 Zone Reservoir Pipeline Near the IJ at Sta. 220+64

Based on the cathodic protection survey, the corrosion potential readings at this location on the 930 Zone Reservoir Pipeline were found to be more electronegative than anticipated. It is suspected that the pipeline is in the anodic voltage gradient of the adjacent cathodically protected pipeline on the other side of the insulating flange. Recommendation was made to excavate the pipe at this location and perform an external corrosion direct assessment (ECDA) to verify no significant corrosion is occurring.

Excavation and ECDA Fee..... **\$19,000.00**

Task 2: New Panel Boards and Hardware for 6 Test Stations

It has been discovered that some of the anode test station panel boards have corroding hardware and therefore some of the anodes were disconnected from the circuit and are not providing protective current. During the site visits, they were temporarily repaired but will corrode again. Installation of new anode panel boards at six (6) locations is recommended. Configuration shall be as shown on drawings no. D5153-049 (CP-3) detail 4. Specific locations where the panel boards shall be replaced are noted in the report. Cost for one (1) mobilization for panel board installation is included.

Cost Estimate for Six (6) Anode Panel Boards..... **\$1,800.00**

Labor and Equipment for Installation Fee..... **\$3,200.00**

Task 3: Pipeline Continuity Testing of Wineville Segment B

Wineville Pipeline Segment B was found to be lacking the required cathodic protection at test stations without anodes. It is suspected that discontinuities exist at multiple locations of the pipeline alignment. According to the drawings D5153-047 (CP-1), the pipe joints are made electrically continuous with bond cables. It is not known how many discontinuities may exist, so it is recommended to conduct circulating current testing between all test stations to determine which pipeline segments are not electrically continuous.

Circulating Current Continuity Testing of Wineville Pipeline Segment B **\$25,800.00**

Task 4: Conduct ECDA, Provide Design and Installation for New Test Stations on RP-4 Pipeline

During the 2018 cathodic protection survey, a large number of test stations could not be located for the RP-4 Pipeline. It is very likely they were paved over/lost during development of the area. As a result, the cathodic protection levels on the east/north end of the pipeline past Sta. 235+00 could not be assessed. It was recommended to design and install a new cathodic protection system for this end of the pipeline. This will include locating of pipeline, installation of four (4) test stations and field testing to determine current requirement, cathodic protection design and calculations, and estimate to install the cathodic protection system. An external corrosion direct assessment (ECDA) will be conducted during the excavation of the pipeline to install new test stations.

Installation of Four (4) Test Stations, Field Testing and Design Services **\$170,520.00**

Task 5: Perform ECDA and Install corrosion monitoring Probes where Soil Resistivity was found to be low

Based on the soil corrosivity analysis and locations provided to be the highest corrosion risk to the pipeline in the case coating holidays exist, it was recommended to excavate the pipeline and perform an external corrosion direct assessment (ECDA). It was also recommended to install corrosion probes at these locations to perform future monitoring of the corrosive soils. Cost estimate is on a "per location" basis. The locations proposed for this work have varying conditions. Some locations require traffic control (to be provided by Corrpro), shoring, potholing, asphalt removal, etc. Depending on the pipe alignment at each location, the cost to perform the work is given as follows:

Excavation and ECDA for locations that do not require traffic control, asphalt removal and repaving $\$18,000.00 \times 9 =$ **\$162,000.00**

Excavation and ECDA for locations that will require traffic control, asphalt removal and repaving $\$30,000.00 \times 3 =$ **\$90,000.00**

Excavation and ECDA for locations where pipe depth is greater than 6 ft and do not require traffic control, asphalt removal and repaving $\$24,000.00 \times 1 =$ **\$24,000.00**

Monitoring Probe (Materials and Installation) $\$4,500.00 \times 13 =$ **\$58,500.00**

Total Cost Estimate for Task 5: \$334,500.00

Task 6: Corrosion Assessment and Evaluation for CCWRF RAS Spool

The purpose of this task is to perform a corrosion assessment and evaluation for the header pipe and RAS spools located at the CCWRF facility. The RAS spools have been experiencing internal corrosion near the flanged area of the spools. This will include reviewing pertinent information (previous failure study reports, as-built drawings, pipe and lining material specifications, water quality data etc.), inspecting the removed components of the failed structure, identify any possible cases for internal corrosion (presence of foreign CP systems, etc.) and repair that includes all results gathered from the corrosion assessment.

CCWRF RAS Spool Corrosion Assessment and Evaluation..... **\$5,850.00**

Total Cost Estimate for All Tasks Included in this Cost Proposal: \$560,670

ADDITIONAL SCOPE OF WORK FOR ENGINEERING DESIGN/TESTING SERVICES:

1. Review available drawings and specifications.
2. A 20% contingency fee will be applicable to the estimated cost to complete the individual sub-tasks listed under Task 5 to compensate for unforeseen conditions.
3. Testing shall be accomplished by NACE certified CP professionals.
4. IEUA will provide access to privately owned properties.
5. Corrpro to obtain the required permits per city requirements based on scope of work.
6. Corrpro to provide traffic control as per city requirements. Costs recommendations in this proposal include traffic control where required.
7. Schedule of work to be mutually agreed.
8. Cost associated with ECDA and test station installation may change if unusual site conditions are encountered.

We appreciate the opportunity to submit this proposal and look forward to working with you on this project. If you have any questions or require additional information, please feel free to call us any time.

Sincerely submitted,



Sarvjit Singh
Engineering Manager
(564) 843-2877
Sjsingh@aegion.com

CORRPRO COMPANIES, INC. STANDARD TERMS AND CONDITIONS

The following terms and conditions ("T&Cs") apply to the proposed sale of equipment, supplies, products or materials ("Goods") or the proposed furnishing of labor, with or without the supply of Goods ("Services"), by Corpro Companies, Inc. ("Corpro"), all as further described in the Proposal or Invoice attached hereto ("Sales Document"), to the buyer named in the Sales Document ("Buyer").

- 1. Scope of Agreement; Acceptance.** Unless expressly provided otherwise in a writing signed by Buyer and Corpro (including a master or other written agreement between Corpro and Buyer signed by an authorized representative of Corpro prior to the date of the Sales Document), these T&Cs and any other documents expressly identified in the Sales Document as a contract document shall be considered contract documents (collectively, the "Agreement"). Any terms that add to or contradict the terms of this Agreement are not valid. A definite expression of acceptance of this Sales Document by Buyer that contains terms that are additional to or different from the terms of the Agreement will form a contract solely on the Agreement, and the additional or different terms shall not become a part of the Agreement, whether or not they would materially alter the Agreement. Neither course of prior dealings nor usage of trade shall be relevant to supplement or explain any provision of the Agreement. This Agreement becomes a valid and binding obligation of Corpro and Buyer on the earlier of: (a) Corpro's receipt of this Sales Document signed by Buyer; (b) Buyer delivering a purchase order or a purchase order number to Corpro for the Goods or Services described in the Proposal; (c) Buyer's receipt and acceptance of the Goods or Services, (d) Buyer's payment for the Goods or Services described in the Sales Document, or (e) any other written indication by Buyer of its acceptance of this Sales Document.
- 2. Delivery; Risk of Loss.** All shipping dates of Goods and performance dates of Services stated in the Proposal are approximate and not a guarantee of a particular date of shipment or performance. Unless stated otherwise in the Agreement, delivery of Goods shall be EXW (Incoterms 2010) at Corpro's facility stated in the Sales Document. At Buyer's option, Corpro will ship Goods to Buyer at the shipping address stated in the Agreement by any commercially reasonable means, provided that Corpro has the option of selecting the particular route and carrier for shipment of the Goods to Buyer, unless specified by Buyer. Buyer shall bear all risk of loss or damage in transit. All freight, insurance, tariffs, freight forwarding, customs, cartage and other transportation or incidental charges shall be borne by Buyer. Corpro reserves the right to deliver Goods or perform Services in installments, all such installments to be separately invoiced and paid for when due, without regard to subsequent deliveries. Delay in delivery of any installment shall not relieve Buyer's obligations to accept remaining deliveries.
- 3. Inspection and Acceptance.** Immediately on Buyer's receipt of any Goods shipped or Services performed, Buyer shall inspect the same and shall notify Corpro in writing of any claims for shortages or non-conformance (including defective and damaged Goods or Services). Buyer shall hold any non-conforming Goods for Corpro's written instructions concerning disposition. Failure to give written notice of any non-conforming Goods or Services within 10 days after the earlier to occur of receipt of Goods or performance of Services, express oral or written acceptance of the Goods or Services, or payment for the Goods or Services, shall conclusively (a) establish Buyer's acceptance of the Goods or Services, (b) release Corpro from any and all liability therefor, and (c) waive Buyer's right to seek damages or other remedies for any non-conforming Goods or Services subject to Section 8 below. Buyer shall bear the expenses of inspection under all circumstances.
- 4. Payment Terms.** Terms of sale are net 30 days from date of invoice, unless otherwise stated in the Agreement. Time is of the essence with respect to all payments. Any amount not received by Corpro when due shall bear interest at the rate of 1½% per month (12% annually), or the maximum rate of interest that applicable law allows, whichever is less, until fully paid, including any interest due. Buyer agrees to pay all costs of collection resulting from any default by Buyer of this Agreement. Amounts due to Corpro under this Agreement are not subject to offset, deduction or back charges by Buyer. Unless stated otherwise in the Agreement, the prices stated in the Agreement and all payments due to Corpro from Buyer shall be in the lawful currency of the U.S. If, at any time prior to shipment or performance (either complete or partial), Buyer does not meet Corpro's credit approval or Corpro, in its sole discretion, deems Buyer's financial condition to be unsatisfactory, Corpro may either (a) delay or postpone delivery of Goods or performance of Services, (b) cancel the Agreement, or (c) request payment in full or other security satisfactory to Corpro from Buyer prior to shipment of the Goods or performance of the Services.
- 5. Taxes; Permits and Fees; Laws.** Unless expressly stated otherwise in the Agreement the purchase price for the Goods furnished or Services performed by Corpro excludes all governmental or brokerage taxes, duties, customs, fees, charges or assessments (collectively, "Taxes"). If applicable, Buyer must provide Corpro with documentation acceptable to Corpro of any exemptions claimed from Taxes prior to invoicing. In the event Corpro is required to pay any Taxes not previously paid to Corpro, Buyer shall reimburse Corpro. Except to the extent assumed by Corpro in writing, Buyer shall secure and pay for all permits and fees necessary for delivery and installation of the Goods or performance of the Services. It is Buyer's duty to ascertain that the Goods or Services proposed by Corpro are and their subsequent installation and use is in accordance with applicable laws, ordinances and building codes. Corpro shall not be responsible for compliance of the Goods or Services to such laws, ordinances and building codes, but shall, to the extent reasonably possible, promptly notify Buyer of any discrepancies brought to Corpro's attention.
- 6. Specifications.** Buyer warrants that any documents, drawings, designs or specifications furnished to Corpro by Buyer or any party acting on behalf of, or under direction from, Buyer (collectively, "Specifications") are complete, accurate and may be reasonably relied on by Corpro. Corpro shall have no liability for errors, omissions or inconsistencies in any Specifications. In the event the Agreement contains submittal requirements pertaining to the Goods or Services, Corpro agrees to submit in a timely fashion to Buyer for review and approval any shop drawings, samples, product data, manufacturers' literature or similar submittals as Buyer may reasonably request. Buyer shall be responsible for review and approval of submittals with reasonable promptness to avoid causing delay.
- 7. Change Orders.** Changes to the quantity, Specifications, scope of supply or performance, delivery schedule, period of performance, shipping instructions or any other material term of the Agreement, may only be made by Buyer and Corpro executing a written change order ("Change Order"). Any Change Order shall state the parties' agreement on (a) change in the material term of the Agreement, and (b) an adjustment to the purchase price or the date of shipment or period of performance, as applicable. Both parties agree that, unless a Change Order is agreed in writing and signed by authorized representatives of both parties, the Agreement shall not be changed or modified in any manner. In addition, Corpro has the right to suspend performance during the period while the change is being evaluated and negotiated. In the event Buyer has communicated proposed changes to Corpro, Corpro, at its sole discretion, shall either (i) accept the Change Order, (ii) reject the Change Order and continue performance under the existing Agreement, or (iii) cancel the Agreement. In the event that Corpro elects (ii) above, Buyer shall have the option to cancel the Agreement.
- 8. Warranties.** "Warranty Period" means (a) for Services and Goods installed as part of the Services, the one (1) year period beginning the date the applicable Services are substantially completed; and (b) for Goods not installed as part of any Services, the 90 day period beginning with the date of shipment from Corpro. The providing of warranty service does not extend or restart a new Warranty Period. Corpro warrants that, for the duration of the Warranty Period and subject to the other limitations in this Agreement, each Service has been performed in accordance with applicable specifications and procedures for such Service, and, if applicable, Goods will be free from defect in materials and workmanship. Corpro's obligation to honor its warranty on defective Goods

is in all cases limited to, at Corpro's sole option, repair or replacement of the defective Good or component thereof, or providing a cash refund or credit equivalent to the decreased value of the defective Good. Corpro's obligation to honor its warranty on defective Services is in all cases limited to, at Corpro's sole option, re-performing such Service(s), performing additional Service(s), or providing a refund or credit equivalent to the decreased value of the Service(s). Notwithstanding anything in this Agreement to the contrary, Corpro's warranty liability shall in no event exceed the amount paid for the original defective Service or Good. Any claim not received by Corpro within the applicable Warranty Period shall be conclusively deemed waived by claimant. Corpro has the option to verify, with its own representatives, the nature and extent of the alleged defect. Corpro shall have no obligation to provide warranty service and shall have no liability with respect to defective Services or Goods if the Goods, materials, systems of which they are a part, or structures they are intended to protect from corrosion have: (a) been modified, altered, relocated (in the case of cathodic protection systems), used for other than intended purposes, or otherwise changed without Corpro's written consent; (b) been damaged or abused; (c) not been operated or maintained in accordance with design specifications, instructions, operations and maintenance documents, or reasonable business practices; or (d) in the case of Goods or Services, not been paid for in full.

9. Warranty Limitations. The Goods warranty applies only to (a) Goods manufactured solely by Corpro, and (b) components of cathodic protection systems installed as part of the Services. Except as stated in the preceding sentence, Corpro does not warrant products manufactured or supplied by other parties, and Buyer shall be entitled to rely on the warranties, if any, only to the extent extended to Buyer by such other parties. Corpro shall not be liable for any expense incurred by Buyer in order to remedy any warranted defect. Corpro's obligation to honor its warranty on defective Corpro Services is in all cases limited to, at Corpro's sole option: 1) re-performing such Corpro Service, 2) performing additional Corpro Service, or 3) providing a refund or credit equivalent to the decreased value of the Corpro Service. Corpro's obligation to honor its warranty on defective Corpro Products is in all cases limited to, at Corpro's sole option: 1) repair or replacement of the defective Corpro Product or component thereof, or 2) providing a cash refund or credit equivalent to the decreased value of the Corpro Products. Replaced Corpro Products shall become the property of Corpro, if Corpro so elects. Corpro shall not be liable for any expense incurred by Buyer in order to remedy any warranted defect. ALL WARRANTIES ARE IN LIEU OF AND CORRPRO DISCLAIMS ANY AND ALL OTHER WARRANTIES, CONDITIONS, AND LIABILITIES, EXPRESS OR IMPLIED, INCLUDING ANY WARRANTIES OF MERCHANTABILITY OR FITNESS FOR ANY PARTICULAR PURPOSE. BUYER EXPRESSLY AGREES THAT THIS WARRANTY SHALL SERVE AS BUYER'S SOLE AND EXCLUSIVE REMEDY WITH RESPECT TO THE GOODS AND SERVICES. IN NO EVENT WILL CORRPRO BE LIABLE TO BUYER, ITS AFFILIATES, SUCCESSORS, ASSIGNS OR TRANSFEREES OR TO ANY THIRD PARTY (BY VIRTUE OF CONTRACT, TORT (INCLUDING NEGLIGENCE), WARRANTY, STRICT LIABILITY OR OTHERWISE) FOR ANY LOST USE, REVENUES OR PROFITS, INCIDENTAL, CONSEQUENTIAL, EXEMPLARY, PUNITIVE OR SPECIAL DAMAGES ARISING OUT OF OR IN ANY WAY RELATED TO THE GOODS OR SERVICES, ACTS OR OMISSIONS IN CONNECTION WITH ANY AGREEMENT RELATED TO THESE WARRANTIES, OR GOODS, MATERIALS, OR SERVICES PROVIDED BY CORRPRO UNLESS EXPRESSLY AND EXPLICITLY PROVIDED FOR IN WRITING SIGNED BY AN AUTHORIZED REPRESENTATIVE OF CORRPRO OR AS OTHERWISE REQUIRED BY LAW. THESE WARRANTIES SHALL EXTEND ONLY TO THE FIRST PURCHASER OF GOODS OR SERVICES FROM CORRPRO AND SHALL NOT BE ASSIGNED OR TRANSFERRED.

10. Reliance on Buyer's Representations. Corpro shall be entitled to rely on representations made by or on behalf of Buyer that all conditions necessary for the proper installation or performance of Corpro Products, systems, materials, components and Corpro Services have been satisfied, except to the extent Corpro is specifically contracted to make such determination. Corpro shall have no liability for any and all claims, losses, and causes of action arising out of, resulting from, or in any way attributable to failure of Buyer to satisfy such conditions, Buyer's failure to advise of existing site conditions affecting the work (including, but not limited to, the location of subsurface or concealed structures, systems or components thereof), or the use or operations of products, materials, or systems subsequent to any transfer to any third party. Corpro makes no representations or warranties with respect to, and disclaims liability arising out of, products or services sold by Buyer.

11. Technical Assistance. At Buyer's request, Corpro may, in its discretion, furnish technical assistance and information with respect to Corpro's products. CORRPRO MAKES NO WARRANTIES OF ANY KIND OR NATURE, EXPRESS OR IMPLIED, WITH RESPECT TO TECHNICAL ASSISTANCE OR INFORMATION PROVIDED BY CORRPRO OR ITS PERSONNEL. ANY SUGGESTIONS BY CORRPRO REGARDING USE, SELECTION, APPLICATION OR SUITABILITY OF PRODUCTS SHALL NOT BE CONSTRUED AS AN EXPRESS WARRANTY UNLESS SPECIFICALLY DESIGNATED AS SUCH IN A WRITING SIGNED BY AN AUTHORIZED REPRESENTATIVE OF CORRPRO.

12. Confidentiality. All information, including quotations, specifications, drawings, prints, schematics, and any other engineering, technical or pricing data or information submitted by Corpro to Buyer related to any order for Goods or Services are the confidential and proprietary information of Corpro. Buyer and its employees, agents or other parties for whom Buyer is responsible may not disclose Corpro's confidential and proprietary information to any third parties, or use Corpro's confidential and proprietary information for its own account or that of any third party, except in the performance of this Agreement.

13. Force Majeure. If Corpro is delayed at any time by the acts or omissions of Buyer, Change Orders, or any Force Majeure, then the period of performance of Services shall be extended, the delivery of Goods rescheduled and the price equitably adjusted to reflect the effects of delay on Corpro's costs. "Force Majeure" means circumstances beyond Corpro's reasonable control, including acts of God, acts of public enemies, wars, other hostilities, blockades, insurrections, riots, epidemics, quarantine restrictions, floods, unavailability of components or supplies, lightning, fire, storms, earthquakes, arrests, civil disturbances, acts of any governmental or local authority, and any other acts and causes, not within Corpro's control, which by the exercise of due diligence and reasonable commercial effort, Corpro shall not have been able to foresee, avoid or overcome. If Corpro is unable for any reason to supply the total demands for Goods specified in the Agreement, Corpro may allocate its viable supply among any or all purchasers on such basis as Corpro may deem fair and practical, without liability for any failure of performance which may result therefrom.

14. Default; Cancellation. If Buyer fails to perform any of its obligations under this Agreement, including failure to make payments as provided in this Agreement or otherwise, or if Buyer fails to give prompt assurances of future performance when requested by Corpro, then Corpro may, on 5 days' written notice to Buyer, declare Buyer to be in default and Corpro may suspend or terminate performance of its obligations under this Agreement without liability and retain all rights and remedies Corpro may possess at law, in equity or as provided in these T&Cs. In addition to the remedies above, to the extent that (a) Corpro declares a default under this Section 14, or (b) if the order is cancelled for any reason other than default by Corpro, Buyer agrees to pay Corpro for any (i) Services performed and Goods installed or delivered to date of termination, (ii) Goods ordered which cannot be cancelled, and (iii) all costs associated with demobilizing equipment and personnel. All costs recovered shall include overhead and/or profit on costs.

15. Hazardous Material. Corpro is not responsible for the discovery of any hazardous material at the site where Services are to be performed. In the event Corpro discovers hazardous material, Corpro will promptly notify Buyer. Corpro is not obligated to commence or continue work until all hazardous material discovered at the place of performance has been removed, remediated, or determined to be harmless. If Corpro incurs additional costs or is delayed due to the presence or remediation of hazardous material, Corpro is entitled to an equitable adjustment in both the Agreement's price and the time for performance.

In no event shall Corpro be liable to Buyer or any third party for any hazardous material existing at the place of performance, or brought onto said premises by any third party. Hazardous material includes any substance or material identified currently or in the future as hazardous under applicable laws, or any other substance or material that may be considered hazardous or otherwise subject to statutory or regulatory requirement governing handling, disposal, or cleanup.

16. Release of Liability for Buried Pipelines. If necessary for the performance of Services, Corpro will contact the appropriate jurisdictional authority to identify and locate any buried public utilities at least 72 hours prior to commencing work on site. Corpro will also attempt to locate any buried metallic piping prior to commencing work on the site. Buyer will provide Corpro with accurate, dimensioned, reliable site piping and utility plans ("as-built site drawings") which depict, at a minimum, the precise location of all underground storage tanks and all below ground fuel, vent, air, water, or natural gas piping and electrical/instrumentation conduits (collectively "below-ground hazards") at least 3 days in advance of the date Corpro is to commence work at the site. If Buyer fails to provide as-built site drawings, or if any as-built site drawings provided by Buyer are inaccurate or fail to identify the location of all below-ground hazards, Buyer agrees that Corpro will not be liable to Buyer for any damages, liabilities or claims arising from damage to any below-ground hazard or a release of petroleum products or other hazardous material, in the course of Corpro's performance of the Services, including any such damages caused by the negligence of Corpro or its employees. In addition, Buyer will indemnify and hold Corpro harmless from any such damages, liabilities or claims made by third parties, including governmental agencies.

17. Indemnification. TO THE FULLEST EXTENT PERMITTED BY LAW, BUYER AGREES TO DEFEND, INDEMNIFY, AND HOLD HARMLESS CORRPRO AND ITS DIRECTORS, OFFICERS, EMPLOYEES AND AGENTS FROM AND AGAINST ANY AND ALL LIABILITY, LOSSES, COSTS (INCLUDING COSTS OF LITIGATION OR OTHER DISPUTE RESOLUTION AND ATTORNEYS' FEES), CLAIMS AND CAUSES OF ACTION IN FAVOR OF ANY AND ALL PERSONS ARISING OUT OF, RESULTING FROM, OR IN ANY WAY ATTRIBUTABLE TO THE NEGLIGENT ACT OR ACTION, OMISSION OR FAILURE TO ACT ON THE PART OF BUYER OR ITS DIRECTORS, OFFICERS, EMPLOYEES, SUBCONTRACTORS, AGENTS OR ANY OTHER PARTY FOR WHOSE ACTS OR OMISSIONS ANY OF THEM MAY BE LIABLE. TO THE FULLEST EXTENT PERMITTED BY LAW, BUYER FURTHER AGREES THAT WHERE OTHER CONSULTANTS OR CONTRACTORS ARE EMPLOYED IN THE WORK, BUYER WILL NOT HOLD CORRPRO RESPONSIBLE FOR ANY LOSS, DAMAGE OR INJURY CAUSED BY ANY FAULT OR NEGLIGENCE OF SUCH OTHER CONSULTANTS OR CONTRACTORS FOR RECOVERY FROM THEM, OR ANY OF THEM, FOR ANY SUCH DAMAGE OR INJURY.

18. Insurance. Corpro shall maintain the following insurance policies and limits: commercial general liability insurance with limits of \$2,000,000 per occurrence/\$4,000,000 per-project aggregate, automobile liability with combined single limits of \$2,000,000 per occurrence, workers' compensation/employer's liability with limits of \$1,000,000/\$1,000,000/\$1,000,000, contractor's pollution liability with \$5,000,000 per pollution event and professional liability with \$5,000,000 limits. Such insurance shall be subject to the coverage provisions, limitations of liability, and other terms and conditions contained in the applicable policies. Customer Group shall be named as additional insured under all policies except for worker's compensation and professional liability. Customer shall be granted waiver of subrogation rights under all policies. Upon written request Corpro will provide to Customer a certificate evidencing such insurance.

19. Limitation of Liability. NOTWITHSTANDING ANYTHING IN THIS AGREEMENT TO THE CONTRARY, CONTRACTOR AGREES THAT ANY RECOURSE AGAINST SUBCONTRACTOR UNDER THIS AGREEMENT OR RELATED TO SUBCONTRACTOR'S WORK HEREUNDER, INCLUDING BUT NOT LIMITED ANY INDEMNITY OR WARRANTY OBLIGATIONS, SHALL BE STRICTLY LIMITED TO THE AMOUNT PAID TO SUBCONTRACTOR UNDER THIS AGREEMENT. IN NO EVENT SHALL CORRPRO OR ITS AFFILIATES BE LIABLE TO BUYER, ITS AFFILIATES, SUCCESSORS, ASSIGNS, VENDEES OR TRANSFEREES, OR TO ANY THIRD PARTY, FOR ANY ECONOMIC LOSS, LOST PROFITS OR BUSINESS OPPORTUNITIES, PHYSICAL HARM, INCIDENTAL, CONSEQUENTIAL, SPECIAL OR PUNITIVE DAMAGES, EVEN IF CORRPRO HAS BEEN ADVISED OF THE POSSIBILITY OF SUCH DAMAGES, ARISING OUT OF, RESULTING FROM OR RELATING IN ANY WAY TO THIS AGREEMENT OR ACTS OR OMISSIONS OF CORRPRO IN CONNECTION THEREWITH.

20. Governing Law; Dispute Resolution. The validity, construction and interpretation of this Agreement shall be governed by the laws of the State of Texas (USA), excluding any conflicts of laws principles which would direct application of the substantive law of another jurisdiction. Any and all disputes, claims or controversies arising out of or relating to this Agreement, or the breach thereof, shall be finally settled in the district court for the Southern District of Texas or the Harris County District Court, both located in Houston, Texas. Each party agrees to personal jurisdiction in these courts. In any litigation proceeding pursuant to this Agreement, the prevailing party shall recover from the other party all reasonable attorneys' fees, and other expenses in connection with such proceeding. Neither the UNCITRAL Convention on Agreements for the International Sale of Goods nor UNIDROIT Principals of International Commercial Contracts (last version published as of the date of this Agreement) shall apply to the validity, construction and performance of this Agreement.

21. Export Compliance. Corpro's products, programs, and services are subject to U.S. export laws, rules, treaties, regulations, and international agreements (collectively, "Export Laws"). Buyer assumes the responsibility of abiding by the Export Laws along with applicable foreign laws when transferring, selling, importing, exporting, re-exporting, deemed exporting, diverting, or otherwise disposing of Goods or Services. By purchasing the Goods and/or Services, Buyer represents it is not in a sanctioned country nor is Buyer an individual or an entity whose purchase of the Goods or Services is restricted by the Export Laws.

22. Order of Precedence; Notice. If there is a conflict between the contract documents included in this Agreement, unless specified otherwise, the terms of the documents will control in the following order: (a) master or other written agreement between Corpro and Buyer signed by an authorized representative of Corpro prior to the date of the Sales Document; (b) terms stated on the face of the Sales Document; (c) these T&Cs; and (e) any other contract documents. All notices and communications required by this Agreement shall be delivered, in writing, to the Corpro address stated on the Sales Document.

23. Interpretation. Corpro and Buyer acknowledge this Agreement, including the Sales Document, these T&Cs, and the other contract documents, represents the entire agreement and understanding between the parties, incorporating all prior negotiations and understandings relating to the subject matter of this Agreement, whether written or oral. This Agreement shall be construed neither against nor in favor of either party, but shall be construed in a neutral manner. The failure of Corpro to insist on strict performance of this Agreement shall not constitute a waiver of, or estoppel against, asserting the right to require such performance in the future, nor shall a waiver or estoppel in any one instance constitute a waiver or estoppel with respect to a later breach of a similar nature or otherwise. All rights and remedies under this Agreement are cumulative and are in addition to any other rights and remedies Corpro may have at law or in equity. Unless the context of this Agreement clearly requires otherwise, "including" is not limiting and "or" has the inclusive meaning represented by the phrase "and/or." If any provision of this Agreement shall be held to be invalid, illegal or unenforceable, the validity, legality and enforceability of the remaining provisions shall not be affected or impaired thereby. The section headings are for convenience only; they form no part of the terms and conditions and shall not affect their interpretation. This Agreement shall be binding on and inure to the benefit of the parties and their respective successors and assigns; however, Buyer may not assign this Agreement without the prior written consent of Corpro.

**ACTION
ITEM
2D**



Date: November 21, 2018

HHR

To: The Honorable Board of Directors

From: Halla Razak, General Manager

Committee: Engineering, Operations & Water Resources

11/14/18

Finance & Administration

11/14/18

Executive Contact: Shaun Stone, Acting Executive Manager of Engineering/AGM

Subject: RP-5 Liquids Treatment Expansion Pre-Selection of the Membrane Bio-Reactor System

Executive Summary:

On April 3, 2018, IEUA released the Request for Proposals (RFP) for the pre-selection of the Membrane Bio-Reactor (MBR) System for the RP-5 Liquids Treatment Expansion. On May 29, 2018, IEUA received Equipment Supplier proposals from Evoqua Water Technologies LLC and Suez Water Technologies & Solutions (Suez). To better evaluate the proposals a Request for Best and Final Proposals was issued on August 14, 2018. An evaluation team reviewed the received proposals and evaluated/scored them based upon total capital cost, total life cycle cost, operations and maintainability, experience, qualifications, and product support.

The evaluation team selected Suez. The major reasons for this selection included Suez's proven experience, detailed project approach, performance guarantees, long term support capabilities, and capital, operational, and maintenance costs compared to other benchmarked systems.

The guaranteed MBR system price is \$9,720,000 and will be assigned as part of the contract with the successful General Contractor scheduled to be selected in December 2019. An initial contract with Suez, for \$300,000, will be required for engineering services during design to ensure that the equipment is properly incorporated into the final project documents.

Staff's Recommendation:

1. Award a pre-selection agreement for the Membrane Bio-Reactor System for the RP-5 Liquids Treatment Expansion, Project No. EN19001, to Suez with a \$300,000 stipend for engineering services through design and a guaranteed price to be included in a future successful General Contractor's bid; and
2. Authorize the General Manager to execute the pre-selection agreement, subject to non-substantive changes.

Budget Impact Budgeted (Y/N): Y Amendment (Y/N): N Amount for Requested Approval:

Account/Project Name:

EN19001/RP-5 Liquids Treatment Expansion

Fiscal Impact (explain if not budgeted):

None.

Prior Board Action:

On May 16, 2018, the Board of Directors received an informational item describing this RFP.
On May 17, 2017, the Board of Directors approved a contract amendment for the project to the design Engineer.
On March 15, 2017, the Board of Directors adopted the RP-1 & RP-5 Expansion Preliminary Design Report.

Environmental Determination:

Program Environmental Impact Report (Finding of Consistency)

Staff is currently completing a Finding of Consistency with IEUA's Program Environmental Impact Report and has completed CEQA Plus evaluation for potential SRF Loan Funding.

Business Goal:

The RP-5 Liquids Treatment Expansion Project is consistent with the Agency's Business Goal of Wastewater Management specifically the Water Quality objective that IEUA will ensure that Agency systems are planned, constructed, and managed to protect public health, the environment, and meet anticipated regulatory requirements.

Attachments:

Attachment 1 - Background

Attachment 2 - PowerPoint

Attachment 3 - Pre-selection Agreement for the Membrane Bio-Reactor System for the RP-5 Liquids Treatment Expansion Project ([Click to Download](#))

Attachment 1

Background

Subject: RP-5 Expansion Pre-Selection of the Membrane Bio-Reactor System

In March 2017, the IEUA Board of Directors approved the findings of the RP-1/RP-5 Expansion Preliminary Design Report (PDR). The PDR outlined a process of pre-selecting major pieces of equipment to ensure these met specific qualifications required by IEUA. The equipment described in the pre-selection process included:

- Aeration Diffusers
- Aeration Process Blowers
- Dewatering Centrifuges
- Fine Screens
- **Membrane Bio-Reactor (MBR) System (This Action)**
- Rotary Drum Thickeners

In May 2017, the IEUA Board of Directors approved the consulting engineering services contract amendment for the RP-5 Expansion final design to Parsons Water & Infrastructure Inc. (Parsons). In June 2017, the project design team began work on the project and completed the 30% design submittal in January 2018. With the completion of the 30% design, the project team had an appropriate level of information to begin assembling the Request for Proposals (RFP's) for the pre-selection of the major pieces of equipment.

Pre-selection of equipment includes the following responsibilities from the involved parties:

Equipment Supplier – The pre-selected Equipment Supplier will provide the materials and services, as described in the RFP, at a guaranteed price through June 30, 2020. The contract for the purchase of the MBR System will be between the General Contractor and Equipment Supplier. After June 30, 2020, the guaranteed price may escalate at a defined rate if the purchase contract is not executed by the Equipment Supplier and General Contractor and the delay is caused by IEUA. The Equipment Supplier will also provide engineering support services throughout design of the project.

General Contractor – The General Contractor will purchase the MBR Equipment from the pre-selected Equipment Supplier, at the proposed/pre-negotiated price, and install the MBR System. In addition to installation and overall testing, the General Contractor will be responsible for purchasing, arranging delivery of, unloading, storing, protecting the MBR Equipment, coordination among involved parties during construction including commissioning and startup, safety, and making submittals to IEUA for review and approval. After completion of design, IEUA will be contracting with a General Contractor through a formal bidding process with award scheduled for December 2019.

IEUA – IEUA will execute a pre-selection agreement with the Equipment Supplier and utilize the Equipment Supplier's MBR system as the basis of design. All relevant information of the Equipment Supplier's MBR system, including the Equipment Supplier's proposal, will be included in the plans and specifications for the General Contractors bid. IEUA will pay the Equipment Supplier a stipend of \$300,000 for engineering services during design.

The scope of supply of the Equipment Supplier's MBR system includes:

- Engineering support during design
- MBR membranes
- Filtrate System including all pumps, piping, and valves
- Air Scour System including blowers, piping, and valves
- Backpulse and Cleaning Systems including all pumps, piping, and valves
- Control Systems
- Optional maintenance service contract ranging from 5 to 20 years

In addition, the RFP has requirements for the minimum Equipment Supplier qualifications, required warranties, and performance guarantees.

On April 3, 2018, IEUA released the RFP for the pre-selection of the MBR System for the RP-5 Liquids Treatment Expansion. On May 29, 2018, IEUA received Equipment Supplier proposals from Evoqua Water Technologies LLC and Suez Water Technologies & Solutions. During the review of the received proposals it was determined that additional information was required to properly compare and evaluate the two systems. On August 14, 2018, IEUA released the Request for Best and Final Proposals for the Preselection of the MBR System to obtain more detailed and consistent information for evaluation. The evaluation team conducted interviews with both Suez and Evoqua on August 28, 2018 and August 29, 2018, respectively. Following receipt of the Best and Final proposals IEUA had discussions with both suppliers to clarify and rectify proposal items. An evaluation team reviewed the proposals and interviews and evaluated/scored them based upon the following criteria:

- Total Capital Cost
- 20-Year Life Cycle Cost
- System Configuration and Operations
- Experience and References
- Product Support
- Exceptions to the RFP

The evaluation team determined that Suez provided the apparent best value MBR system to IEUA based upon the system configuration and operations, experience and references, and product support. The major reasons for this selection included:

1. Proven experience at similar capacities and sizes as the RP-5 Expansion. This includes multiple wastewater treatment plant MBR systems in California: Riverside (26 MGD), Visalia (18 MGD), Irvine Ranch Water District (10.9 MGD), Redlands (7.2 MGD), and Fresno (5 MGD).
2. The project approach, operational procedures, warranties, performance guarantees, and service contracts are fully developed and documented including procedures in how to implement them. This was also further supported during the interview as Suez technical leads discussed how these have been utilized in past projects.
3. The reinforced design of the membrane strand and the ability to back pulse provides a durable system that has proven long membrane life. The City of Redlands is operating on membranes originally installed in 2004.

4. Owners of Suez' MBR Systems were very satisfied with the operational support provided after construction and described the relationship as a partnership aimed at maintaining optimum performance of the system.

After the determination, Staff entered negotiations with Suez to finalize terms of the preselection agreement and consider value engineering alternatives which improved the project costs and long term operational and maintenance cost.

A more detailed project schedule for the MBR system is provided below:

MBR System Milestone	Date
IEUA Board of Directors Pre-Selection Award	November 2018
RP-5 Expansion Design Completion	June 2019
RP-5 Expansion General Contractor Bid Award	December 2019
Phase I MBR System Startup	July 2022
Solids System Startup	December 2022
RP-5 Expansion Construction Completion	December 2024

Fiscal Impact:

The guaranteed MBR system price is \$9,720,000 and will be part of the contract with the successful General Contractor scheduled to be selected in December 2019. This price is well below the Engineer's estimate for the MBR system material cost of \$12,200,000 and is due to an extremely competitive bidding environment. An initial contract with the Equipment Supplier, for \$300,000, will be required for engineering services during design to ensure that the equipment is properly incorporated into the project documents. The guaranteed MBR system cost and the engineering services during design are within and part of the budget for the RP-5 Liquids Treatment Expansion, Project No. EN19001, of \$160,000,000.

Attachment 2

RP-5 Liquids Treatment Expansion Project Pre-selection of the Membrane Bio-Reactor System

Project No. EN19001



Shaun J. Stone, P.E.
November 2018

Membrane Bio-Reactor Request for Proposal Background

Preliminary Design Report (PDR) Outlined Process for Pre-Selection of Major Equipment


Pre-Selection of Membrane Bio-Reactor System includes:

- Engineering Services During Design
- Price Guarantee to General Contractor for Materials and Services During Construction
- Warranties and Future Price Guarantees for Membranes
- Optional Maintenance Service Contracts



City of Modesto MBR System

Membrane Bio-Reactor Location



RP-5 Membrane Bio-Reactor



Equipment Supplier Selection

- Original Request for Proposals issued on April 3, 2018
- Two Proposals Received on May 29, 2018

Proposals Received
Suez
Evoqua

- Site Visits of City of Modesto (Evoqua) and City of Riverside (Suez) conducted in June 2018
- Request for Best and Final Proposals was issued on August 14, 2018
- Interviews were Conducted with Both Manufacturers
- Best and Final Proposals received on September 17, 2018
- Staff initiated negotiations with Suez

Equipment Supplier Selection Continued

- Selection Criteria
 - Capital Cost and Life Cycle Cost
 - Experience and Qualifications
 - Operations, Maintenance, and Support Services
- Evaluation and Selection Committee
 - Nearly all IEUA Departments
 - Cities of Chino, Chino Hills, and Ontario were invited to participate in the evaluation
- Suez selected for the RP-5 Liquids Treatment Project:
 - Demonstrated experience at similar capacities and sizes
 - Extensive experience was demonstrated in their project approach and performance guarantees
 - Improved local support capabilities



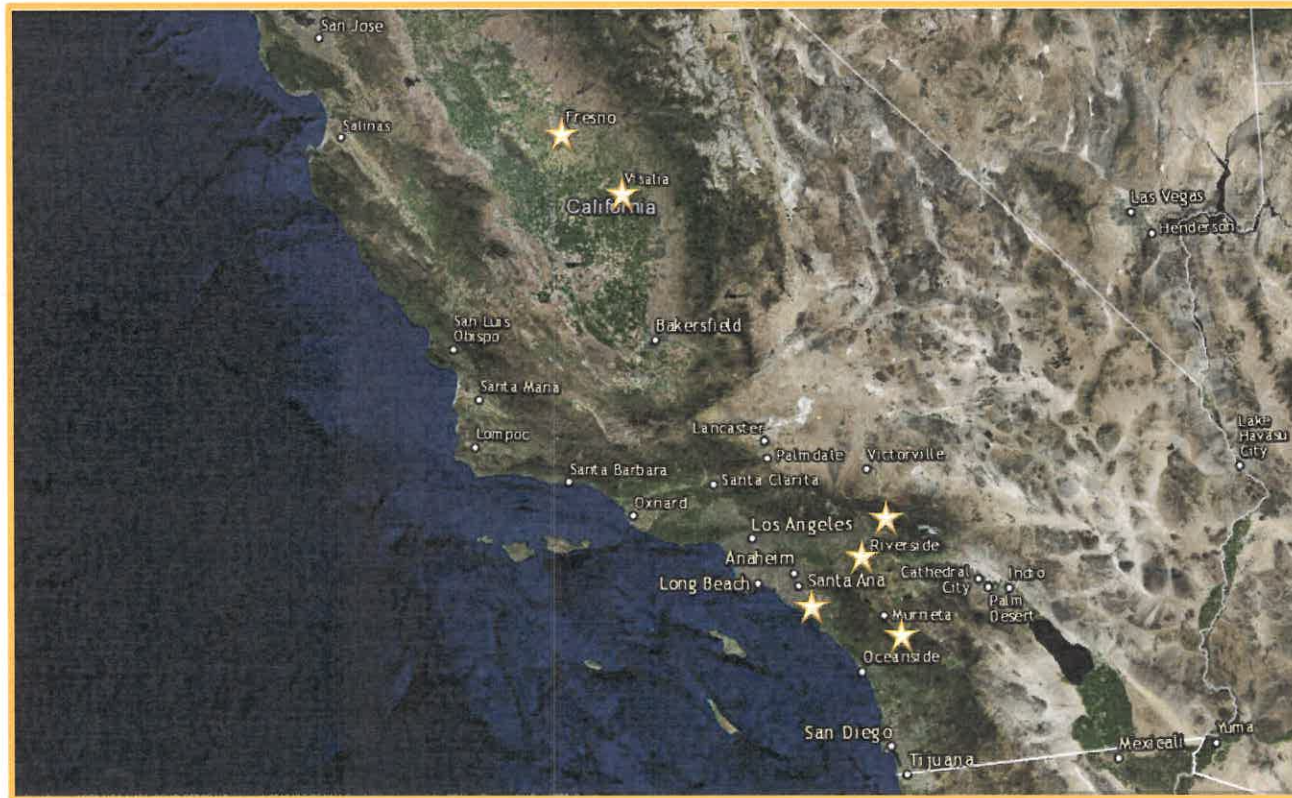
*Visalia Water Recycling Facility
Suez Membrane Bio-Reactor System*

Suez Southern California Experience (Wastewater Treatment MBR > 5 MGD)

Fresno
(5 MGD, 2016)

Redlands
(7.2 MGD, 2004)

Irvine
(10.9 MGD, 2013)



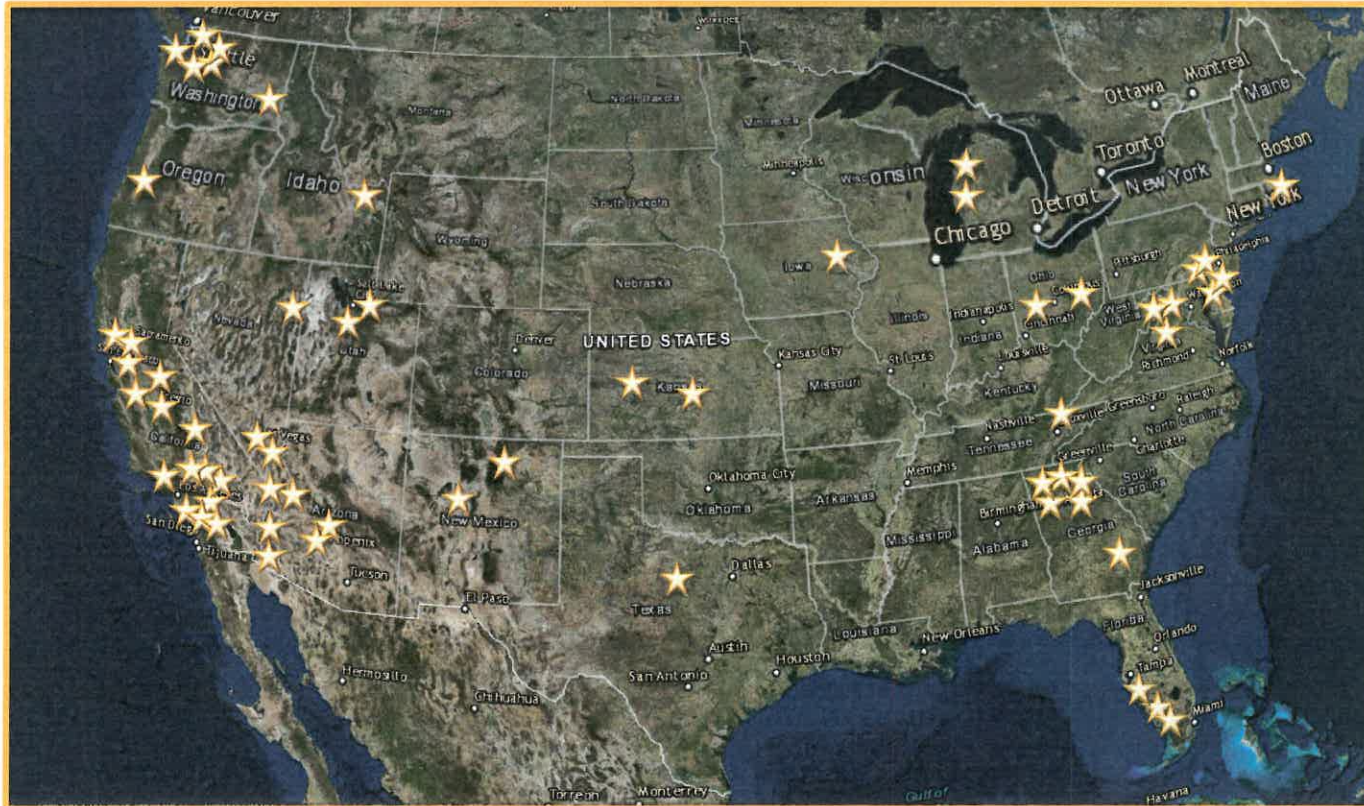
Visalia
(18 MGD, 2016)

Riverside
(26 MGD, 2016)

Temecula
(5 MGD, 2019)

Suez Experience (Wastewater Treatment MBR > 1 MGD)

**64 Municipal MBR
WWTP Installs in US
1 MGD to 31 MGD
230+ Installs Total**





**430+ Municipal MBR
WWTP Installs
Worldwide
0.1 MGD to 141 MGD**

Historic MBR System Costs



RP-5 Expansion Project Budget & Schedule

Description	Estimated Cost
Design Services	\$26,063,680
Consultant Design Contract	\$17,993,680
Other Design Services (3%)	\$8,070,000
MBR Support During Design	\$300,000 
Construction Services	\$24,210,000
Engineering Services During Construction (3%)	\$8,070,000
Other Construction Services (6%)	\$16,140,000
Construction	\$269,000,000
Construction (estimate)	\$245,000,000
MBR Materials Cost	\$9,720,000 
Contingency (~10%)	\$24,000,000
Total Project Cost:	\$319,273,680
Total Project Budget:	\$325,000,000
Remaining Budget:	\$5,726,320

Project Milestone	Date
Design	
 Consultant Design Contract Award	May 2017
 30% Design Completion	December 2017
 50% Design Completion	July 2018
90% Design Completion	December 2018
Final Design Completion	June 2019
Construction	
Construction Bid Phase	July 2019
Construction Contract Award	December 2019
Phase I MBR System Startup	July 2022
Solids System Startup	December 2022
Construction Completion	December 2024

Recommendation

- Award a pre-selection agreement for the Membrane Bio-Reactor System for the RP-5 Liquids Treatment Expansion, Project No. EN19001, to Suez with a \$300,000 stipend for engineering services through design and a guaranteed price to be included in a future successful General Contractor's bid; and
- Authorize the General Manager to execute the pre-selection agreement, subject to non-substantive changes.

The RP-5 Liquids Treatment Expansion Project is consistent with **IEUA's Business Goal of Wastewater Management** specifically the Water Quality objective that IEUA will ensure that systems are planned, constructed, and managed to protect public health, the environment, and meet anticipated regulatory requirements.

INFORMATION
ITEM
3A

Date: November 21, 2018

HR

To: The Honorable Board of Directors

From: Halla Razak, General Manager

Committee: Finance & Administration

11/14/18

Executive Contact: Christina Valencia, Executive Manager of Finance & Administration/AGM

Subject: Treasurer's Report of Financial Affairs

Executive Summary:

The Treasurer's Report of Financial Affairs for the month ended September 30, 2018 is submitted in a format consistent with the State requirement.

For the month of September 2018, total cash, investments, and restricted deposits of \$223,656,903 reflects a decrease of \$993,582 compared to the total of \$224,650,485 reported for August 2018. The decrease was primarily due to the quarterly payment of \$1.4 million to County Sanitation Districts of Los Angeles County. As a result, the average days of cash on hand for the month ended September 30, 2018 dropped slightly from 224 days to 223 days.

The unrestricted Agency investment portfolio yield in September 2018 was 2.269% compared to the August 2018 yield of 2.236%. The increase can be attributed to a more favorable market yield.

Staff's Recommendation:

The Treasurer's Financial Affairs Report for the month ended September 30, 2018 is an informational item for the Board of Director's review.

Budget Impact Budgeted (Y/N): N Amendment (Y/N): N Amount for Requested Approval:

Account/Project Name:

Fiscal Impact (explain if not budgeted):

Interest earned on the Agency's investment portfolio increases the Agency's overall reserves.

Prior Board Action:

On October 17, 2018, the Board of Directors approved the Treasurer's Financial Affairs Report for the month ended August 31, 2018.

Environmental Determination:

Not Applicable

Business Goal:

The Financial Affairs report is consistent with the Agency's Business Goal of Fiscal Responsibility in providing financial reporting that accounts for cash and investment activities to fund operating requirements and to optimize investment earnings.

Attachments:

Attachment 1 - Background

Attachment 2 - PowerPoint

Attachment 3 - Treasurer's Report of Financial Affairs

Background

Subject: Treasurer's Report of Financial Affairs

The Treasurer's Report of Financial Affairs for the month ended September 30, 2018 is submitted in a format consistent with State requirements. The monthly report denotes investment transactions that have been executed in accordance with the criteria stated in the Agency's Investment Policy (Resolution No. 2018-2-5).

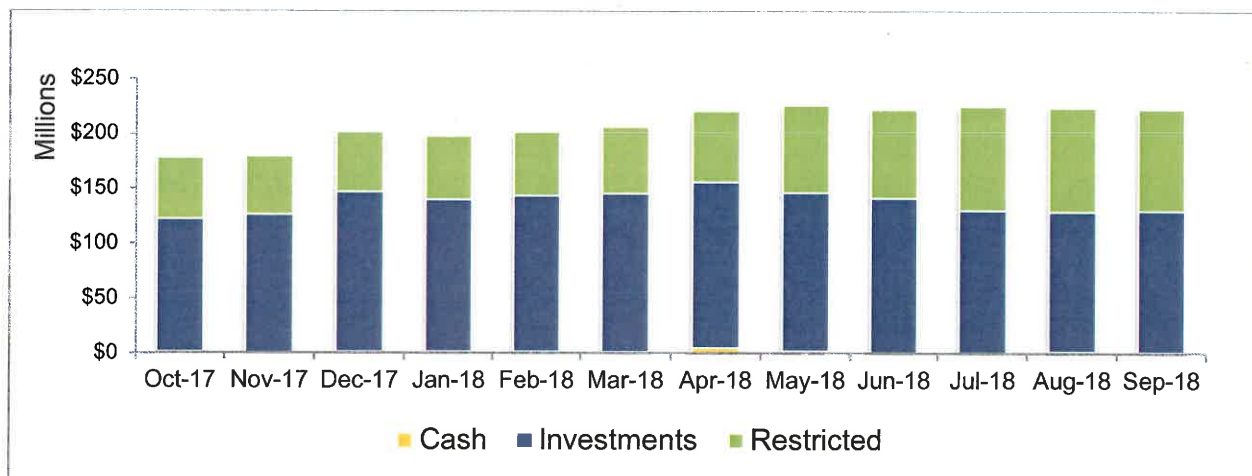
Agency total cash, investments, and restricted deposits for the month ended September 30, 2018 was \$223.7 million, a decrease of \$1.0 million from the \$224.7 million reported for the month ended August 31, 2018. The decrease was primarily due to the quarterly payment of \$1.4 million to County Sanitation Districts of Los Angeles County.

Table 1 represents the unrestricted Agency investment portfolio, by authorized investment and duration, with total portfolio amount of \$129.1 million. The Agency portfolio excludes restricted deposits in the amount of \$94.6 million held by member agencies and with fiscal agents.

Table 1: Agency Portfolio

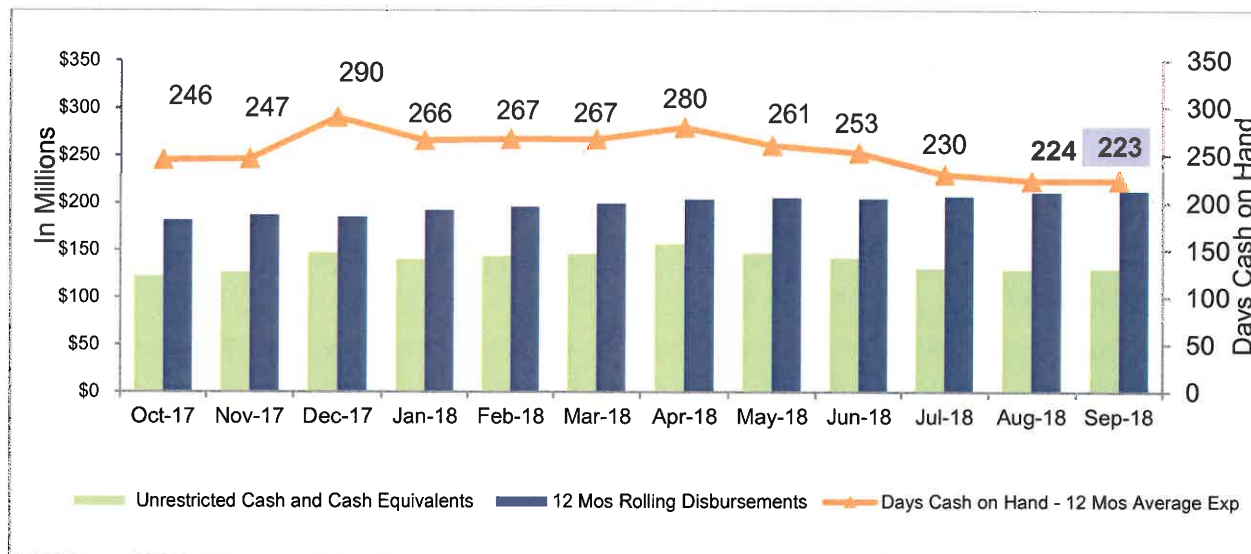
Authorized Investments	Allowable Threshold (\$ million or %)	Investment Value as of August 31, 2018 (\$ million)				Average Yield %	Portfolio% (Unrestricted)
		Under 1 Year	1-3 Years	Over 3 Years	Total		
LAIF- Unrestricted	\$65	\$12.5			\$12.5	2.06%	9.7%
CAMP - Unrestricted	n/a	27.2			27.2	2.14	21.0
Citizens Business Bank – Sweep	40%	8.7			8.7	0.9	6.8
Sub-Total Agency Managed		\$48.4	\$0.00	\$0.00	\$48.4	1.90%	37.5%
Brokered Certificates of Deposit	30%	\$0.5	\$3.9		\$4.4	2.94%	3.4
Commercial Paper	25%	1.00			1.00	2.43	0.8
Medium Term Notes	30%	2.6	2.7	7.7	13.0	2.77	10.0
Municipal Bonds	10%		1.0		1.00	1.75	0.8
US Treasury Notes	n/a		10.5	21.8	32.3	2.66	25.0
US Gov't Securities	n/a	11.0	15.0	3.0	29.0	2.14	22.5
Sub-Total PFM Managed		\$15.1	\$33.1	\$32.5	\$80.7	2.49%	62.5%
Total		\$63.5	\$33.1	\$32.5	\$129.10	2.269%	100.0%

Figure 1: Cash, Investments, and Restricted Deposits




Average days cash on hand is calculated using the monthly ending balance of unrestricted cash and cash equivalents divided by disbursements associated with operating expenses, debt service, and capital expenditures as recorded in the Agency’s cash flow. The average days of cash on hand for the month ended September 30, 2018 slightly decreased from 224 days to 223 days as shown in Figure 2.

Figure 2: Days Cash on Hand – 12 Month Rolling Average



Monthly cash and investment summaries are available on the Agency’s website at www.ieua.org/fy-2018-19-cash-and-investment/.

Treasurer's Report of Financial Affairs for September 30, 2018



Agency Liquidity

- Decrease in total investment, cash and restricted deposits was primarily due to the quarterly payment of \$1.4 million to County Sanitation Districts of Los Angeles County. The average days of cash on hand for the month ended September 30, 2018 slightly decreased from 224 days to 223 days.

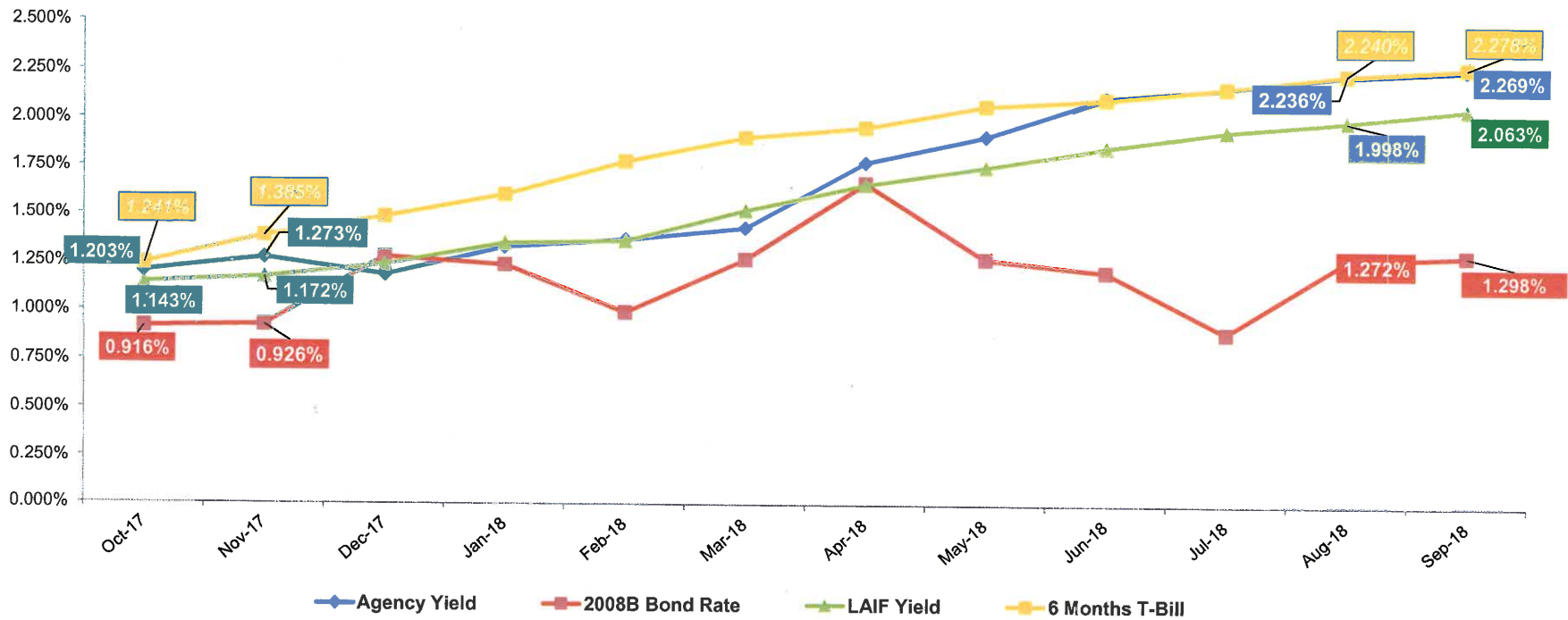
Description	September (\$ million)	August (\$ million)	Increase/ (Decrease) (\$ million)
Investment Portfolio	\$129.1	\$127.8	\$1.3
Cash and Restricted Deposits	\$94.6	\$96.9	(\$2.3)
Total Investments, Cash, and Restricted Deposits	\$223.7	\$224.7	(\$1.0)
Investment Portfolio Yield	2.269	2.236	0.033
Weighted Average Duration (Years)	1.08	1.12	(0.04)
Average Cash on Hand (Days)	223	224	(1)

Monthly cash and investment summaries available at: www.ieua.org/fy-2018-19-cash-and-investment/

Agency Investment Position

Authorized Investments	Allowable Threshold (\$ million or %)	Under 1 Year	1 – 3 Years	Over 3 Years	Total	Average Yield %	Portfolio % (Unrestricted)
Local Agency Investment Fund	\$65	\$12.5			\$12.5	2.06%	9.7%
California Asset Management Program	n/a	27.2			27.2	2.14	21.0
Citizens Business Bank - Sweep	40	8.7			8.7	0.9	6.8
Sub-Total Agency Managed		\$48.4	\$0.00	\$0.00	\$48.4	1.9%	37.5%
Brokered Certificate of Deposits (CD)	30	\$0.5	\$3.9		\$4.4	2.94%	3.4%
Commercial Paper	25	1.0			1.0	2.43	0.8
Medium Term Notes	30	2.6	2.7	7.7	13.0	2.77	10.0
Municipal Bonds	10		1.0		1.0	1.75	0.8
US Treasury Notes	n/a		10.5	21.8	32.3	2.66	25.0
US Government Securities	n/a	11.0	15.0	3.0	29.0	2.14	22.5
Sub-Total PFM Managed		\$15.1	\$33.1	\$32.5	\$80.7	2.49%	62.5%
Total		\$63.5	\$33.1	\$32.5	\$129.1	2.269%	100.0%

Month End Portfolio Yield Comparison



Questions



The Treasurer's Report of Financial Affairs is consistent with the Agency's business goal of fiscal responsibility.

TREASURER'S REPORT OF FINANCIAL AFFAIRS

For the Month Ended September 30, 2018



Inland Empire Utilities Agency

A MUNICIPAL WATER DISTRICT

All investment transactions have been executed in accordance with the criteria stated in the Agency's Investment Policy (Resolution No. 2018-2-5) adopted by the Inland Empire Utilities Agency's Board of Directors during its regular meeting held on February 21, 2018.

The funds anticipated to be available during the next six-month period are expected to be sufficient to meet all foreseen expenditures during the period.

* A Municipal Water District

INLAND EMPIRE UTILITIES AGENCY

Cash and Investment Summary

Month Ended
September 30, 2018

	September	August	Variance
<u>Cash, Bank Deposits, and Bank Investment Accounts</u>	\$1,030,330	\$1,468,172	(\$437,842)
<u>Investments</u>			
Agency Managed			
Citizens Business Bank (CBB) Repurchase (Sweep)	\$8,726,009	\$6,013,468	\$2,712,541
Local Agency Investment Fund (LAIF)	12,537,370	20,037,370	(7,500,000)
California Asset Management Program (CAMP)	27,133,980	21,088,674	6,045,306
Total Agency Managed Investments	48,397,359	47,139,512	1,257,847
PFM Managed			
Certificates of Deposit	\$4,349,546	\$4,349,525	21
Municipal Bonds	998,837	998,734	103
Commercial Paper	997,133	995,133	2,000
Medium Term Notes	12,981,250	16,698,458	(3,717,208)
U.S. Treasury Notes	32,302,855	28,602,869	3,699,986
U.S. Government Sponsored Entities	29,048,274	29,043,612	4,662
Total PFM Managed Investments	80,677,895	80,688,331	(10,436)
Total Investments	\$129,075,254	\$127,827,843	\$1,247,411
Total Cash and Investments Available to the Agency	\$130,105,584	\$129,296,015	\$809,569
<u>Restricted Deposits</u>			
CAMP Water Connection Reserve	\$10,967,726	\$13,457,246	(\$2,489,520)
LAIF Self Insurance Reserve	6,009,079	6,009,079	0
Debt Service Accounts	2,572,572	2,569,582	2,990
Capital Capacity Reimbursement Account (CCRA) Deposits Held by Member Agencies*	58,658,382	57,886,549	771,833
California Employers' Retirement Benefit Trust Account - CERBT (Other Post Employment Benefits - OPEB)	14,312,982	14,437,715	(124,733)
Escrow Deposits	1,030,578	994,299	36,279
Total Restricted Deposits	\$93,551,319	\$95,354,470	(\$1,803,151)
Total Cash, Investments, and Restricted Deposits	\$223,656,903	\$224,650,485	(\$993,582)

*Reported total as of August 2018

INLAND EMPIRE UTILITIES AGENCY

Cash and Investment Summary

Month Ended
September 30, 2018

Cash, Bank Deposits, and Bank Investment Accounts

CBB Demand Account (Negative balance offset by CBB Sweep Balance)	\$312,651
CBB Payroll Account	-
CBB Workers' Compensation Account	51,440
Subtotal Demand Deposits	<u>\$364,091</u>

Other Cash and Bank Accounts

Petty Cash	\$2,250
Subtotal Other Cash	<u>\$2,250</u>

US Bank Pre-Investment Money Market Account

\$663,989

Total Cash and Bank Accounts

\$1,030,330

Unrestricted Investments

CBB Repurchase (Sweep) Investments

Freddie Mac Bond	\$8,726,009
Subtotal CBB Repurchase (Sweep)	<u>\$8,726,009</u>

Local Agency Investment Fund (LAIF)

LAIF Fund	\$12,537,370
Subtotal Local Agency Investment Fund	<u>\$12,537,370</u>

California Asset Management Program (CAMP)

Short Term	\$27,133,980
Subtotal CAMP	<u>\$27,133,980</u>

Subtotal Agency Managed Investment Accounts

\$48,397,359

INLAND EMPIRE UTILITIES AGENCY

Cash and Investment Summary

Month Ended
September 30, 2018

Unrestricted Investments Continued

Brokered Certificates of Deposit

Brokered Certificates of Deposit	\$4,349,546
Subtotal Brokered Certificates of Deposit	<u>\$4,349,546</u>

Commercial Paper

JP Morgan Securities	\$997,133
Subtotal Commercial Paper	<u>\$997,133</u>

Municipal Bonds

State and Local Municipal Bonds	\$998,837
Subtotal Municipal Bonds	<u>\$998,837</u>

Medium Term Notes

Exxon Mobil	1,101,577
Wells Fargo Bank	1,502,602
UPS of America Inc	784,559
Hershey Company	334,799
American Honda Finance	771,466
Boeing Co	789,275
Toyota Motor	981,140
Bank of NY Mellon	1,374,352
American Express	787,109
Walt Disney Company	800,515
Visa Inc	798,280
Bank of America	772,146
Oracle Corp	1,391,827
Burlington North Santa Fe Corp	791,603
Subtotal Medium Term Notes	<u>12,981,250</u>

INLAND EMPIRE UTILITIES AGENCY
Cash and Investment Summary

Month Ended
September 30, 2018

Unrestricted Investments Continued

U.S. Treasury Notes

Treasury Note	\$32,302,855
Subtotal U.S. Treasury Notes	<u>\$32,302,855</u>

U.S. Government Sponsored Entities

Fannie Mae Bank	\$7,861,854
Freddie Mac Bank	10,956,283
Federal Farm Credit Bank	2,759,926
Federal Home Loan Bank	7,470,211
Subtotal U.S. Government Sponsored Entities	<u>\$29,048,274</u>

Subtotal PFM Managed Investment Accounts \$80,677,895

Total Investments \$129,075,254

Restricted Deposits

Investment Pool Accounts

CAMP -Water Connection Reserves	\$10,967,726
LAIF - Self Insurance Fund Reserves	6,009,079
Subtotal Investment Pool Accounts	<u>\$16,976,805</u>

Debt Service

2008B Debt Service Accounts	\$2,571,849
2010A Debt Service Accounts	39
2017A Debt Service Accounts	684
Subtotal Debt Service	<u>\$2,572,572</u>

INLAND EMPIRE UTILITIES AGENCY

Cash and Investment Summary

Month Ended
September 30, 2018

Restricted Deposits Continued

CCRA Deposits Held by Member Agencies

City of Chino	\$10,821,418
Cucamonga Valley Water District	11,112,187
City of Fontana	6,613,979
City of Montclair	2,339,814
City of Ontario	18,009,429
City of Chino Hills	7,157,216
City of Upland	2,604,339
Subtotal CCRA Deposits Held by Member Agencies*	<u>\$58,658,382</u>

CalPERS

CERBT Account (OPEB)	\$14,312,982
Subtotal CalPERS Accounts	<u>\$14,312,982</u>

Escrow Deposits

Kemp Brothers Construction	\$897,871
Genesis Construction	132,707
Subtotal Escrow Deposits	<u>\$1,030,578</u>

Total Restricted Deposits

\$93,551,319

Total Cash, Investments, and Restricted Deposits as of September 30, 2018

\$223,656,903

Total Cash, Investments, and Restricted Deposits as of 9/30/18	\$223,656,903
Less: Total Cash, Investments, and Restricted Deposits as of 8/31/18	<u>224,650,485</u>

Total Monthly Increase (Decrease)

(\$993,582)

*Reported total as of August 2018

INLAND EMPIRE UTILITIES AGENCY

Cash and Investment Summary

Month Ended
September 30, 2018

	Credit Rating @ Purchase		CHANGES IN Credit Rating		Par Amount	Cost Basis Amount	Term (Days)	September Value	% Coupon	% Yield to Maturity	Maturity Date	Market Value
	S&P	Moody's	S&P	Moody's								
Cash, Bank Deposits, and Bank Investment Accounts												
Citizens Business Bank (CBB)												
Demand Account*					\$312,651	\$312,651	N/A	\$312,651		N/A	N/A	\$312,651
Payroll Checking					0	0	N/A	0		N/A	N/A	0
Workers' Compensation Account					51,440	51,440	N/A	51,440		N/A	N/A	51,440
Subtotal CBB Accounts					\$364,091	\$364,091		\$364,091				\$364,091
US Bank (USB)												
Custodial Money Market (Investment Mgmt.)					\$520,907	\$520,907	N/A	\$520,907		1.56%	N/A	\$520,907
Custodial Money Market (Debt Service)					143,082	143,082	N/A	143,082		1.56%	N/A	143,082
Subtotal USB Account					\$663,989	\$663,989		\$663,989		1.56%		\$663,989
Petty Cash					\$2,250	\$2,250	N/A	\$2,250		N/A	N/A	\$2,250
Total Cash, Bank Deposits and Bank Investment Accounts					\$1,030,330	\$1,030,330		\$1,030,330				\$1,030,330
<i>*Negative demand checking balance is offset by the Daily Repurchase (Sweep) Account balance</i>												
Investments												
CBB Daily Repurchase (Sweep) Accounts												
Freddie Mac Bond					\$8,726,009	\$8,726,009	N/A	\$8,726,009		0.90%	N/A	\$8,726,009
Subtotal CBB Repurchase Accounts					\$8,726,009	\$8,726,009		\$8,726,009		0.90%		\$8,726,009
LAIF Accounts												
Non-Restricted Funds					\$12,537,370	\$12,537,370	N/A	\$12,537,370		2.063%	N/A	\$12,537,370
Subtotal LAIF Accounts					\$12,537,370	\$12,537,370		\$12,537,370		2.063%		\$12,537,370
CAMP Accounts												
Non-Restricted Funds					\$27,133,980	\$27,133,980	N/A	\$27,133,980		2.14%	N/A	\$27,133,980
Subtotal CAMP Accounts					\$27,133,980	\$27,133,980		\$27,133,980		2.14%		\$27,133,980
Subtotal Agency Managed Investment Accounts					\$48,397,359	\$48,397,359		\$48,397,359		1.90%		\$48,397,359

INLAND EMPIRE UTILITIES AGENCY

Cash and Investment Summary

Month Ended
September 30, 2018

	Credit Rating @ Purchase		CHANGES IN Credit Rating		Par Amount	Cost Basis Amount	Term (Days)	September Value	% Coupon	% Yield to Maturity	Maturity Date	Market Value
	S&P	Moody's	S&P	Moody's								
Investments (continued)												
Brokered Certificates of Deposit (CDs)												
Ally Bank	N/R	N/R			\$243,000	\$243,000	722	\$243,000	1.45%	1.45%	03/11/19	\$241,293
Wells Fargo Bank	N/R	N/R			242,000	242,000	729	242,000	1.55%	1.55%	03/15/19	242,201
Bank of Nova Scotia Houston	N/R	N/R			1,410,000	1,409,464	730	1,409,546	3.08%	3.10%	06/05/20	1,416,809
Bank of Montreal Chicago	N/R	N/R			1,400,000	1,400,000	731	1,400,000	3.19%	3.23%	08/03/20	1,398,204
Synchrony Bank	N/R	N/R			240,000	240,000	1827	240,000	2.25%	2.25%	10/02/20	236,890
Royal Bank of Canada NY	N/R	N/R			815,000	815,000	1095	815,000	3.24%	3.24%	06/07/21	819,388
Subtotal Brokered CDs					\$4,350,000	\$4,349,464		\$4,349,546		2.94%		\$4,354,785
US Treasury Note												
US Treasury Note	AA+	Aaa			\$3,000,000	\$2,937,305	819	\$2,949,795	1.500%	2.46%	07/15/20	\$2,931,798
US Treasury Note	AA+	Aaa			2,225,000	2,201,012	1019	2,204,857	2.125%	2.53%	01/31/21	2,188,323
US Treasury Note	AA+	Aaa			2,850,000	2,715,627	1153	2,732,503	1.125%	2.69%	06/30/21	2,718,854
US Treasury Note	AA+	Aaa			2,615,000	2,588,543	1201	2,592,144	2.250%	2.57%	07/31/21	2,570,053
US Treasury Note	AA+	Aaa			580,000	567,426	1202	568,190	2.000%	2.69%	10/31/21	564,843
US Treasury Note	AA+	Aaa			2,555,000	2,480,346	1323	2,489,424	1.750%	2.60%	11/30/21	2,466,574
US Treasury Note	AA+	Aaa			2,500,000	2,418,750	1436	2,427,322	1.875%	2.75%	03/31/22	2,414,258
US Treasury Note	AA+	Aaa			3,070,000	2,969,266	1336	2,973,534	1.875%	2.82%	03/31/22	2,964,708
US Treasury Note	AA+	Aaa			3,790,000	3,678,225	1332	3,680,293	1.875%	2.64%	04/30/22	3,660,014
US Treasury Note	AA+	Aaa			2,550,000	2,476,090	1474	2,484,043	1.875%	2.64%	04/30/22	2,460,452
US Treasury Note	AA+	Aaa			1,300,000	1,252,570	1456	1,255,284	1.750%	2.72%	06/30/22	1,246,426
US Treasury Note	AA+	Aaa			2,065,000	1,980,706	1577	1,986,639	1.750%	2.76%	09/30/22	1,973,285
US Treasury Note	AA+	Aaa			1,600,000	1,546,625	1641	1,551,208	2.000%	2.80%	10/31/22	1,542,751
US Treasury Note	AA+	Aaa			1,275,000	1,206,269	1699	1,209,632	1.500%	2.74%	02/28/23	1,199,197
US Treasury Note	AA+	Aaa			1,260,000	1,191,980	1778	1,197,987	1.500%	2.69%	02/28/23	1,185,089
Subtotal US Treasuries					\$33,235,000	\$32,210,740		\$32,302,855		2.662%		\$32,086,625
U.S. Government Sponsored Entities												
Federal Farm Credit Bank	AA+	Aaa			760,000	759,701	730	759,926	1.40%	1.42%	03/27/19	756,028
Federal Farm Credit Bank	AA+	Aaa			2,000,000	2,000,000	1,460	2,000,000	1.52%	1.52%	06/24/19	1,985,510
Freddie Mac Bond	AA+	Aaa			1,500,000	1,500,000	1,095	1,500,000	1.15%	1.15%	07/26/19	1,482,491
Fannie Mae Step Bond	AA+	Aaa			1,500,000	1,500,000	1,095	1,500,000	1.25%	1.33%	07/26/19	1,493,274
Fannie Mae Bond	AA+	Aaa			900,000	899,460	1,169	899,460	1.25%	1.27%	08/23/19	889,303
Fannie Mae Bond	AA+	Aaa			1,350,000	1,350,000	1,173	1,350,000	1.25%	1.25%	08/26/19	1,333,755
Freddie Mac Bond	AA+	Aaa			3,000,000	2,972,928	1,359	2,992,563	1.25%	1.50%	10/02/19	2,958,663
Federal Home Loan Bank	AA+	Aaa			5,000,000	4,965,250	658	4,973,576	2.13%	2.52%	02/11/20	4,958,185
Federal Home Loan Bank	AA+	Aaa			2,500,000	2,495,600	713	2,496,635	2.38%	2.47%	03/30/20	2,484,815
Freddie Mac Bond	AA+	Aaa			2,500,000	2,485,350	1,036	2,487,675	2.38%	2.59%	02/16/21	2,471,238
Freddie Mac Bond	AA+	Aaa			2,550,000	2,527,994	1,028	2,531,328	2.38%	2.70%	02/16/21	2,520,662
Fannie Mae Bond	AA+	Aaa			2,510,000	2,502,671	1,092	2,503,756	2.50%	2.60%	04/13/21	2,484,473
Fannie Mae Bond	AA+	Aaa			1,655,000	1,603,678	1,632	1,608,638	2.00%	2.74%	10/05/22	1,592,017
Freddie Mac Bond	AA+	Aaa			1,450,000	1,444,461	1,810	1,444,717	2.75%	2.83%	06/19/23	1,432,174
Subtotal U.S. Gov't Sponsored Entities					\$29,175,000	\$29,007,093		\$29,048,274		2.14%		\$28,842,588

(As of August 2011, all US GSE's have been downgraded to AA+ Rating by S&P)

INLAND EMPIRE UTILITIES AGENCY

Cash and Investment Summary

Month Ended
September 30, 2018

	Credit Rating @ Purchase		CHANGES IN Credit Rating		Par Amount	Cost Basis Amount	Term (Days)	September Value	% Coupon	% Yield to Maturity	Maturity Date	Market Value
	S&P	Moody's	S&P	Moody's								
Investments (continued)												
Commercial Paper												
JP Morgan Securities	A-1	P-1			\$1,000,000	\$987,866	182	\$997,133		2.43%	11/13/18	\$997,117
Subtotal Commercial Paper					\$1,000,000	\$987,866		\$997,133		2.43%		\$997,117
Municipal Bonds												
San Diego Redevelopment Agency	AA	N/R			\$1,000,000	\$996,800	934	998,837	1.625%	1.75%	09/01/19	\$989,650
Subtotal State and Local Municipal Bonds					\$1,000,000	\$996,800		\$998,837		1.75%		\$989,650
Investments (continued)												
Medium Term Notes												
Exxon Mobil	AA+	Aaa			1,000,000	1,005,750	763	1,001,158	1.708%	1.43%	03/01/19	996,838
Exxon Mobil	AA+	Aaa			100,000	100,419	722	100,419	1.819%	1.60%	03/15/19	99,656
Wells Fargo Bank	A+	Aa2			1,500,000	1,511,655	1,075	1,502,602	1.75%	1.48%	05/24/19	1,490,724
UPS of America Inc	A+	A1			725,000	802,046	714	784,559	8.38%	2.75%	04/01/20	779,456
Hershey Company	A	A1			335,000	334,769	1,101	334,799	3.10%	3.12%	05/15/21	334,872
American Honda Finance	A+	A2			800,000	767,016	1,181	771,466	1.65%	3.00%	07/12/21	767,259
Boeing Co	A	A2			680,000	805,678	1,215	789,275	8.75%	2.88%	08/15/21	783,262
Toyota Motor	AA-	Aa3			1,000,000	978,790	1,355	981,140	2.60%	3.21%	01/11/22	978,463
Bank of NY Mellon	A	A1			1,400,000	1,371,048	1,391	1,374,352	2.60%	3.18%	02/07/22	1,365,270
American Express	A-	A2			800,000	785,488	1,415	787,109	2.70%	3.20%	03/03/22	779,464
Walt Disney Company	A+	A2			815,000	798,692	1,416	800,515	2.45%	3.00%	03/04/22	791,020
Visa Inc	A+	A1			825,000	795,407	1,611	798,280	2.15%	3.03%	09/15/22	791,081
Bank of America	A-	A3			800,000	769,264	1,647	772,146	2.50%	3.43%	10/21/22	766,049
Oracle Corp	AA-	A1			1,420,000	1,389,001	1,763	1,391,827	2.63%	3.11%	02/15/23	1,378,083
Burlington North Santa Fe Corp	A+	A3			800,000	790,800	1,792	791,603	3.00%	3.26%	03/15/23	786,587
Subtotal Medium Term Notes					\$13,000,000	\$13,005,823		\$12,981,250		2.77%		\$12,888,084
Subtotal PFM Managed Investment Accounts					\$81,760,000	\$80,557,787		\$80,677,895		2.49%		\$80,158,849
Total Investments					\$130,157,359	\$128,955,146		\$129,075,254				\$128,556,208

(Source of Investment Amortized Cost: PFM)

INLAND EMPIRE UTILITIES AGENCY

Cash and Investment Summary

Month Ended
September 30, 2018

	Credit Rating @ Purchase		CHANGES IN Credit Rating		Par Amount	Cost Basis Amount	Term (Days)	September Value	% Coupon	% Yield to Maturity	Maturity Date	Market Value
	S&P	Moody's	S&P	Moody's								
Restricted Deposits												
Investment Pool Accounts												
CAMP - Water Connection Reserves					\$10,967,726	\$10,967,726	N/A	\$10,967,726		2.14%	N/A	\$10,967,726
LAIF - Self Insurance Reserves					6,009,079	6,009,079	N/A	6,009,079		2.063%	N/A	6,009,079
Total Investment Pool Accounts					\$16,976,805	\$16,976,805		\$16,976,805		2.11%		\$16,976,805
Debt Service and Arbitrage Accounts												
2008B Debt Service Accounts					\$2,571,849	\$2,571,849	N/A	\$2,571,849		1.56%		\$2,571,849
2010A Debt Service Accounts					39	39	N/A	39		0.31%		39
2017A Debt Service Accounts					684	684	N/A	684		0.30%		684
Total Debt Service Accounts					\$2,572,572	\$2,572,572		\$2,572,572		1.56%		\$2,572,572
CCRA Deposits Held by Member Agencies												
City of Chino					\$10,821,418	\$10,821,418	N/A	\$10,821,418		N/A	N/A	\$10,821,418
City of Chino Hills					7,157,216	7,157,216	N/A	7,157,216		N/A	N/A	7,157,216
Cucamonga Valley Water District					11,112,187	11,112,187	N/A	11,112,187		N/A	N/A	11,112,187
City of Fontana					6,613,979	6,613,979	N/A	6,613,979		N/A	N/A	6,613,979
City of Montclair					2,339,814	2,339,814	N/A	2,339,814		N/A	N/A	2,339,814
City of Ontario					18,009,429	18,009,429	N/A	18,009,429		N/A	N/A	18,009,429
City of Upland					2,604,339	2,604,339	N/A	2,604,339		N/A	N/A	2,604,339
Subtotal CCRA Deposits Held by Member Agencies*					\$58,658,382	\$58,658,382		\$58,658,382				\$58,658,382
<i>*Reported total as of August 2018</i>												
CalPERS Deposits												
CERBT Account (OPEB)					\$13,000,000	\$13,000,000	N/A	\$14,312,982		N/A	N/A	\$14,312,982
Subtotal CalPERS Deposits					\$13,000,000	\$13,000,000		\$14,312,982				\$14,312,982
<i>CERBT Strategy 3 Performance as of July 31, 2018 based on 1 Year Net Return was 3.85%.</i>												

INLAND EMPIRE UTILITIES AGENCY

Cash and Investment Summary

Month Ended
September 30, 2018

	Credit Rating @ Purchase		CHANGES IN Credit Rating		Par	Cost Basis	Term	September	%	%	Maturity	Market
	S&P	Moody's	S&P	Moody's	Amount	Amount	(Days)	Value	Coupon	Yield to Maturity	Date	Value
Escrow Deposits												
Kemp Brothers Construction Escrow					\$897,871	\$897,871	N/A	\$897,871		N/A	N/A	\$897,871
Genesis Construction Escrow					132,707	132,707	N/A	132,707		N/A	N/A	132,707
Subtotal Escrow Deposits					<u>\$1,030,578</u>	<u>\$1,030,578</u>		<u>\$1,030,578</u>				<u>\$1,030,578</u>
Total Restricted Deposits					<u>\$92,238,337</u>	<u>\$92,238,337</u>		<u>\$93,551,319</u>				<u>\$93,551,319</u>
Total Cash, Investments, and Restricted Deposits as of September 30, 2018					<u>\$223,426,026</u>	<u>\$222,223,813</u>		<u>\$223,656,903</u>				<u>\$223,137,857</u>

INLAND EMPIRE UTILITIES AGENCY

Cash and Investment Summary

Month Ended
September 30, 2018

September Purchases

No.	Date	Transaction	Investment Security	Type	Par Amount Purchased	Investment Yield to Maturity
1	09/06/18	Buy	US Treasury Notes	UST	\$3,790,000	1.88%
					<u>\$ 3,790,000</u>	

September Investment Maturities, Calls & Sales

No.	Date	Transaction	Investment Security	Type	Par Amount Matured/Sold	Investment Yield to Maturity
1	09/06/18	Sell	Microsoft Corporation	MTN	\$2,050,000	1.63%
2	09/04/18	Sell	Johnson & Johnson	MTN	1,660,000	1.65%
<i>Total Maturities, Calls & Sales</i>					<u>\$ 3,710,000</u>	

INLAND EMPIRE UTILITIES AGENCY

Cash and Investment Summary

Month Ended
September 30, 2018

Directed Investment Category

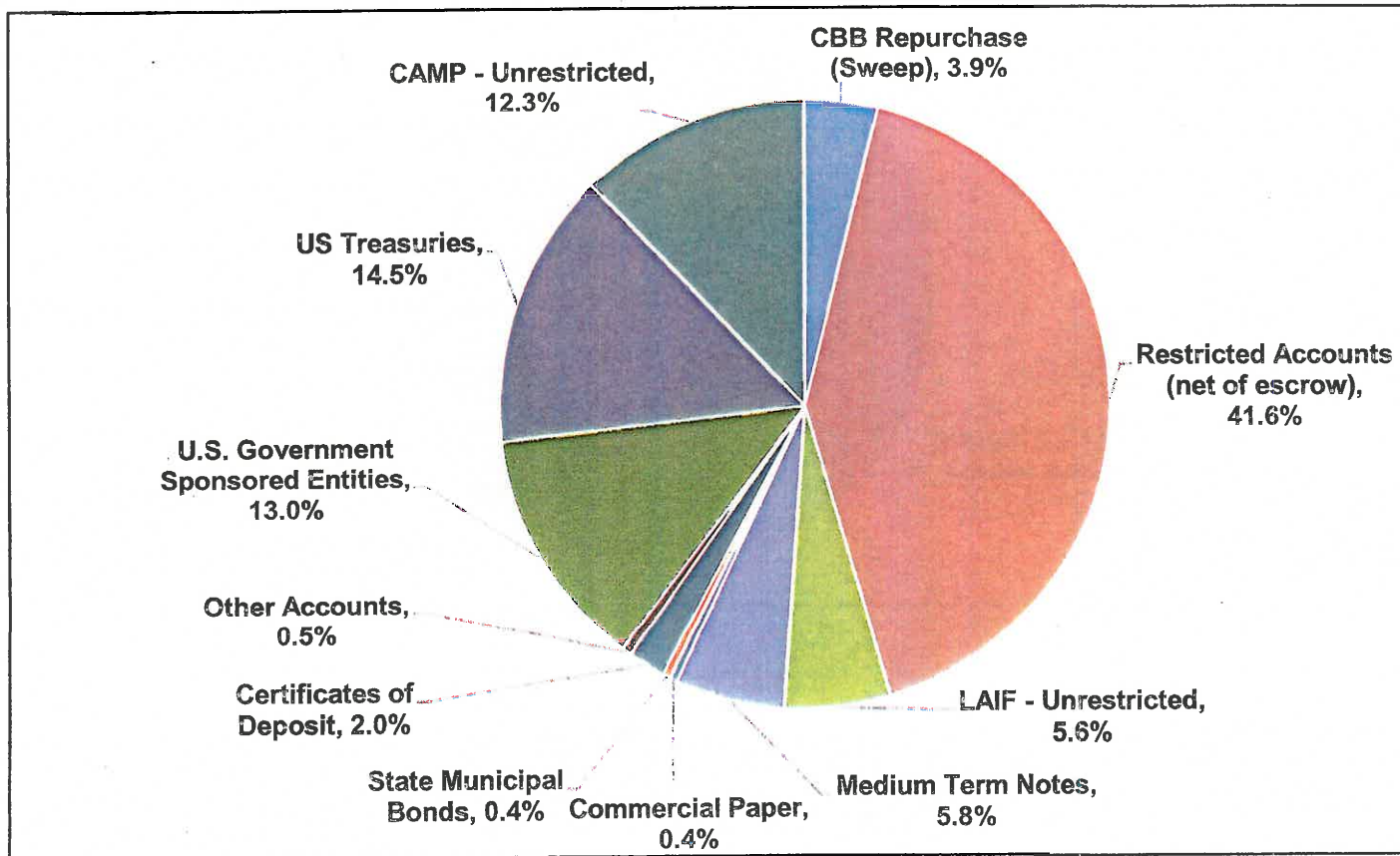
	Amount Invested	Yield
CBB Repurchase (Sweep)	\$8,726,009	0.900%
LAIF - Unrestricted	12,537,370	2.063%
CAMP - Unrestricted	27,133,980	2.140%
Brokered Certificates of Deposit	4,349,546	2.943%
Medium Term Notes	12,981,250	2.770%
Municipal Bonds	998,837	1.753%
Commercial Paper	997,133	2.430%
US Treasury Notes	32,302,855	2.662%
U.S. Government Sponsored Entities	29,048,274	2.141%
Total Investment Portfolio	\$129,075,254	
Investment Portfolio Rate of Return		2.269%

Restricted/Transitory/Other Accounts

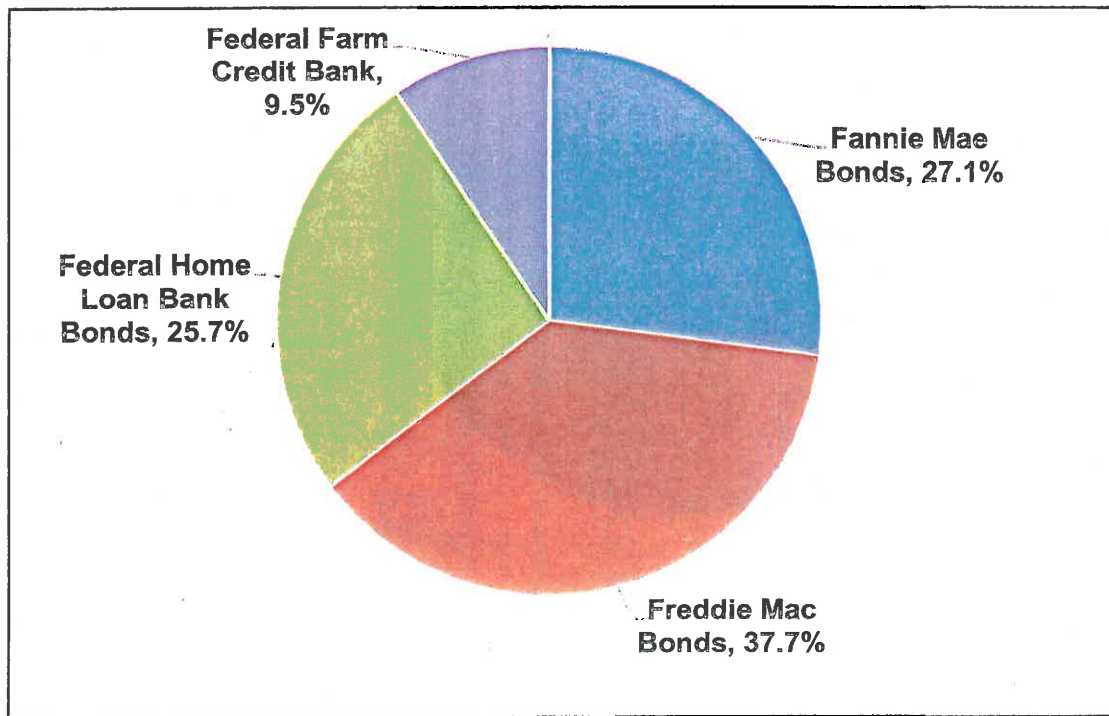
	Amount Invested	Yield
CCRA Deposits Held by Member Agencies	\$58,658,382	N/A
CalPERS OPEB (CERBT) Account	14,312,982	N/A
CAMP Restricted Water Connection Reserve	10,967,726	2.140%
LAIF Restricted Insurance Reserve	6,009,079	2.063%
US Bank - 2008B Debt Service Accounts	2,571,849	1.560%
US Bank - 2010A Debt Service Accounts	39	0.310%
US Bank - 2017A Debt Service Accounts	684	0.300%
US Bank - Pre-Investment Money Market Account	663,989	1.560%
Citizens Business Bank - Demand Account	312,651	N/A
Citizens Business Bank - Workers' Compensation Account	51,440	N/A
Other Accounts*	2,250	N/A
Escrow Account	1,030,578	N/A
Total Restricted/Transitory/Other Accounts	\$94,581,649	
Average Yield of Other Accounts		2.024%
Total Agency Directed Deposits	\$223,656,903	

*Petty Cash

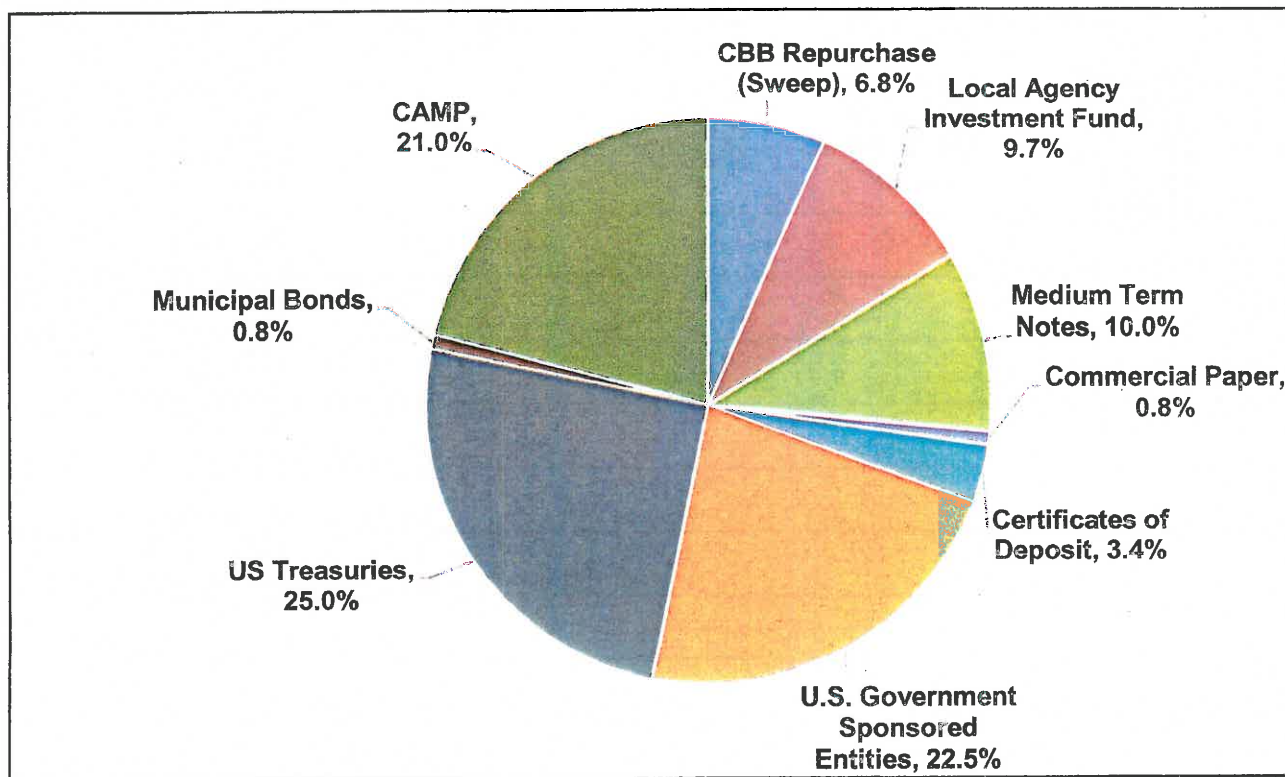
Inland Empire Utilities Agency
Treasurer's Report of Financial Affairs
 For the Month Ended September 30, 2018
 Agency Investment Portfolio (Net of Escrow Accounts)
\$222,626,325



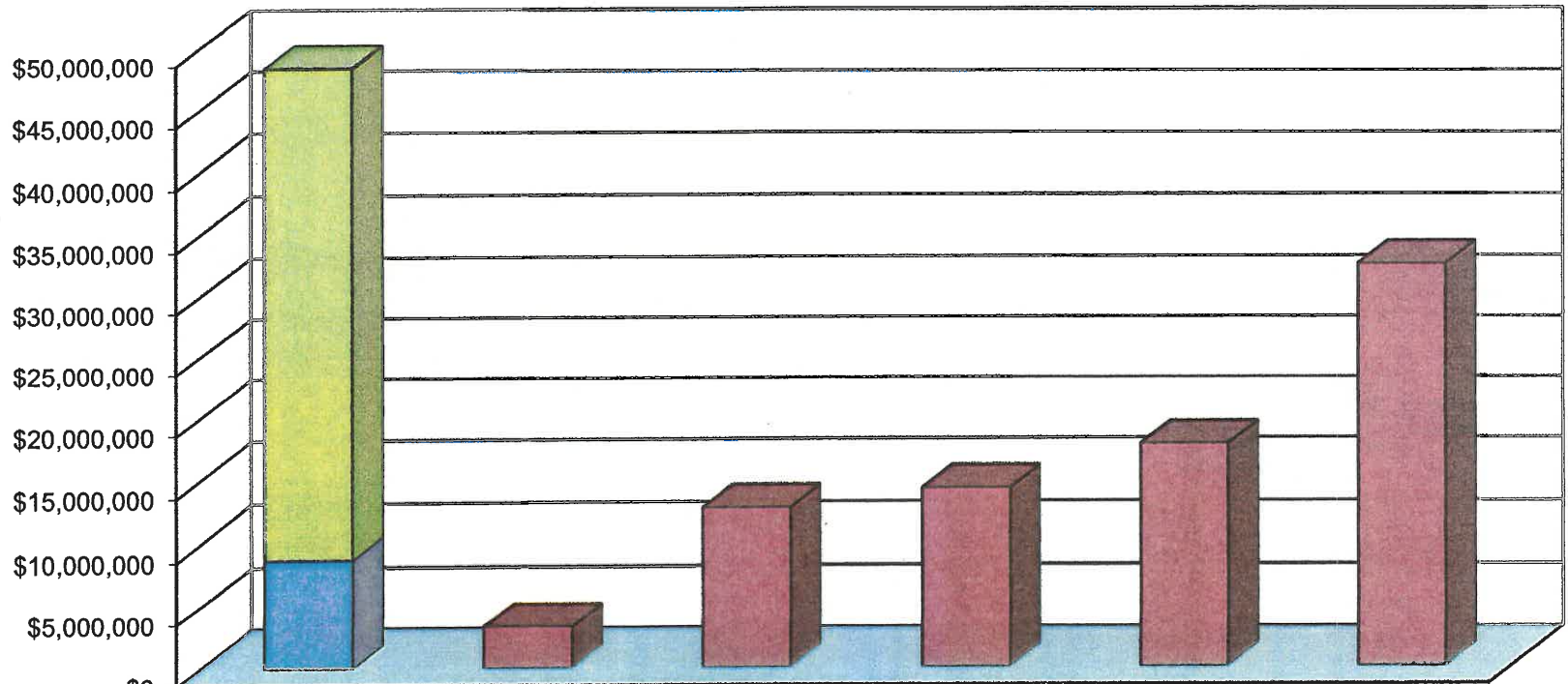
Inland Empire Utilities Agency
Treasurer's Report of Financial Affairs
For the Month Ended September 30, 2018
U.S. Government Sponsored Entities Portfolio
\$29,048,274



Inland Empire Utilities Agency
Treasurer's Report of Financial Affairs
For the Month Ended September 30, 2018
Unrestricted Agency Investment Portfolio
\$129,075,254



Inland Empire Utilities Agency
Treasurer's Report of Financial Affairs
For the Month Ended September 30, 2018
Agency Investment Portfolio Maturity Distribution (Unrestricted)
\$129,075,254



	0-30 Days	31-180 Days	181-365 Days	366-730 Days	2 to 3 Years	Over 3 Yrs
■ LAIF+CAMP	\$39,671,350					
■ CBB Repurchase (Sweep)	\$8,726,009					
■ GSE+CD+MTN+MUNI	\$0	\$3,343,636	12,743,462	14,254,111	17,762,803	32,573,883
□ Percent	37.5%	2.6%	9.9%	11.0%	13.8%	25.2%

**Inland Empire Utilities Agency
Treasurer's Report of Financial Affairs
For the Month Ended September 30, 2018
Agency Investment Portfolio Yield Comparison**

