



**FINANCE AND ADMINISTRATION
COMMITTEE MEETING
OF THE BOARD OF DIRECTORS
INLAND EMPIRE UTILITIES AGENCY*
AGENCY HEADQUARTERS, CHINO, CALIFORNIA**

**WEDNESDAY, AUGUST 8, 2018
10:30 A.M.**

*Or immediately following the
Engineering, Operations, &
Water Resources Committee Meeting*

CALL TO ORDER

PUBLIC COMMENT

Members of the public may address the Board on any item that is within the jurisdiction of the Board; however, no action may be taken on any item not appearing on the agenda unless the action is otherwise authorized by Subdivision (b) of Section 54954.2 of the Government Code. Those persons wishing to address the Board on any matter, whether or not it appears on the agenda, are requested to complete and submit to the Board Secretary a "Request to Speak" form which is available on the table in the Board Room. Comments will be limited to five minutes per speaker. Thank you.

ADDITIONS TO THE AGENDA

In accordance with Section 54954.2 of the Government Code (Brown Act), additions to the agenda require two-thirds vote of the legislative body, or, if less than two-thirds of the members are present, a unanimous vote of those members present, that there is a need to take immediate action and that the need for action came to the attention of the local agency subsequent to the agenda being posted.

1. PRESENTATION

IEUA INVESTMENT QUARTERLY PERFORMANCE REVIEW BY MS. SARAH MEACHAM, MANAGING DIRECTOR, PFM ASSET MANAGEMENT LLC

2. CONSENT ITEMS

A. MINUTES

The Committee will be asked to approve the Finance and Administration Committee meeting minutes of July 11, 2018.

B. REPORT ON GENERAL DISBURSEMENTS

Staff recommends that the Committee/Board approve the total disbursements for the month of June 2018, in the amount of \$18,474,647.05.

3. ACTION ITEMS

A. ADOPTION OF RESOLUTION NO. 2018-8-1, ESTABLISHING CONSTRUCTION DEVELOPMENT FEES

Staff recommends that the Committee/Board:

1. Adopt Resolution No. 2018-8-1, establishing a fee covering IEUA's services for review of applications, plans, and inspections of construction for development; and
2. Authorize the General Manager to review and adjust the fee schedule as necessary to maintain cost coverage.

B. RP-1 SWITCHGEAR AND GENERATOR CONTROL UPGRADES

Staff recommends that the Committee/Board:

1. Award a construction contract for the design-build contract for RP-1 12kV Switchgear and Generator Control Upgrades, Project No. EN17044, to Big Sky Electric in the amount of \$4,427,000;
2. Approve a contract amendment to Black and Veatch Corporation for engineering services during construction for the not-to-exceed amount of \$189,644; and
3. Authorize the General Manager to execute the contract amendment subject to non-substantive changes.

4. INFORMATION ITEMS

RECEIVE AND FILE INFORMATION ITEMS

A. TREASURER'S REPORT OF FINANCIAL AFFAIRS (WRITTEN/ POWERPOINT)

5. GENERAL MANAGER'S COMMENTS

6. COMMITTEE MEMBER COMMENTS

7. COMMITTEE MEMBER REQUESTED FUTURE AGENDA ITEMS


8. ADJOURN

In compliance with the Americans with Disabilities Act, if you need special assistance to participate in this meeting, please contact the Board Secretary (909-993-1736), 48 hours prior to the scheduled meeting so that the Agency can make reasonable arrangements.

Proofed by: zh

DECLARATION OF POSTING

I, April Woodruff, Board Secretary/Office Manager of the Inland Empire Utilities Agency, A Municipal Water District, hereby certify that a copy of the agenda has been posted by 5:30 p.m. in the foyer at the Agency's main office, 6075 Kimball Ave., Building A, Chino, CA on Thursday, August 2, 2018.



April Woodruff

Finance and Administration Committee

PRESENTATION



INLAND EMPIRE UTILITIES AGENCY

Investment Performance Review For the Quarter Ended June 30, 2018

Client Management Team

Sarah Meacham, Managing Director
Richard Babbe, CCM, Senior Managing Consultant
Joseph Creason, Portfolio Manager
Rachael Miller, Client Consultant

601 South Figueroa, Suite 4500
Los Angeles, CA 90017
213-489-4075

PFM Asset Management LLC

213 Market Street
Harrisburg, PA 17101-2141
717-232-2723

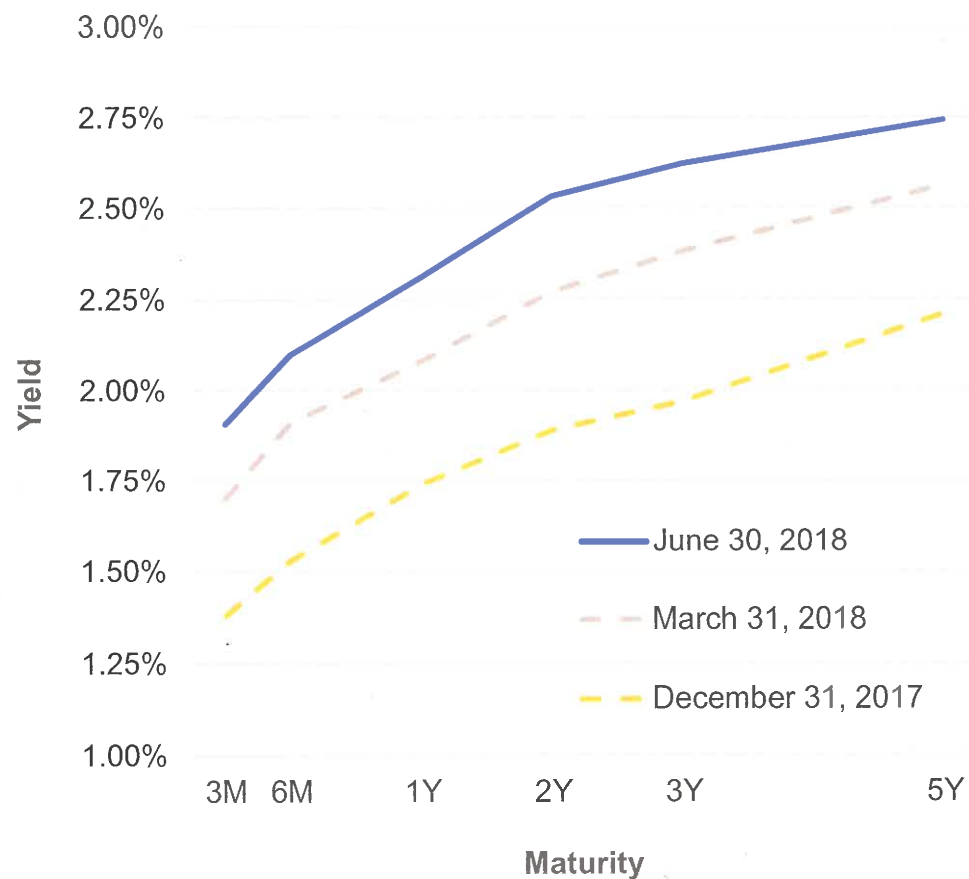
Market Update

Economic Summary

- U.S. economic conditions are characterized by:
 - A strong labor market with unemployment at 4.0%
 - Strong corporate profits driven in part by savings from tax cuts
 - Continued optimistic business outlook, with key indicators pointing to strong industrial and services output in the second quarter
 - Core inflation reached the Fed's long-run target of 2% for the first time in six years
- The Treasury yield curve flattened further in June as the 10-year yield was unchanged over the month, but shorter-term yields rose.
- The Fed raised the target range for the federal funds rate $\frac{1}{4}$ percent at its June 13 meeting to 1.75% - 2.00%.
 - The median forecast for number of total rate hikes in 2018 was upgraded to 4
- S&P 500 index was up 0.5% in June, and up 1.7% for the year
 - The European Union, Canada, and India began implementing tariffs on U.S. imports, in retaliation for the steel and aluminum tariffs that went into effect earlier in June. Several corporations cited concerns about tariffs in relation to growth and sales going forward.
- Global political risks remain in the forefront as the Trump administration initiates controversial tariff programs that could trigger a trade war, the Eurozone grapples with migration problems, and denuclearization in North Korea remains unclear.

U.S. Treasury Curve

	2Q2018 6/30/18	1Q2018 3/31/18	4Q2017 12/31/17
3 month	1.91%	1.70%	1.38%
6 month	2.10%	1.91%	1.53%
1 year	2.31%	2.08%	1.74%
2 year	2.53%	2.27%	1.89%
3 year	2.62%	2.38%	1.97%
5 year	2.74%	2.56%	2.21%
10 year	2.86%	2.74%	2.41%



Source: Bloomberg, as of 6/30/2018.

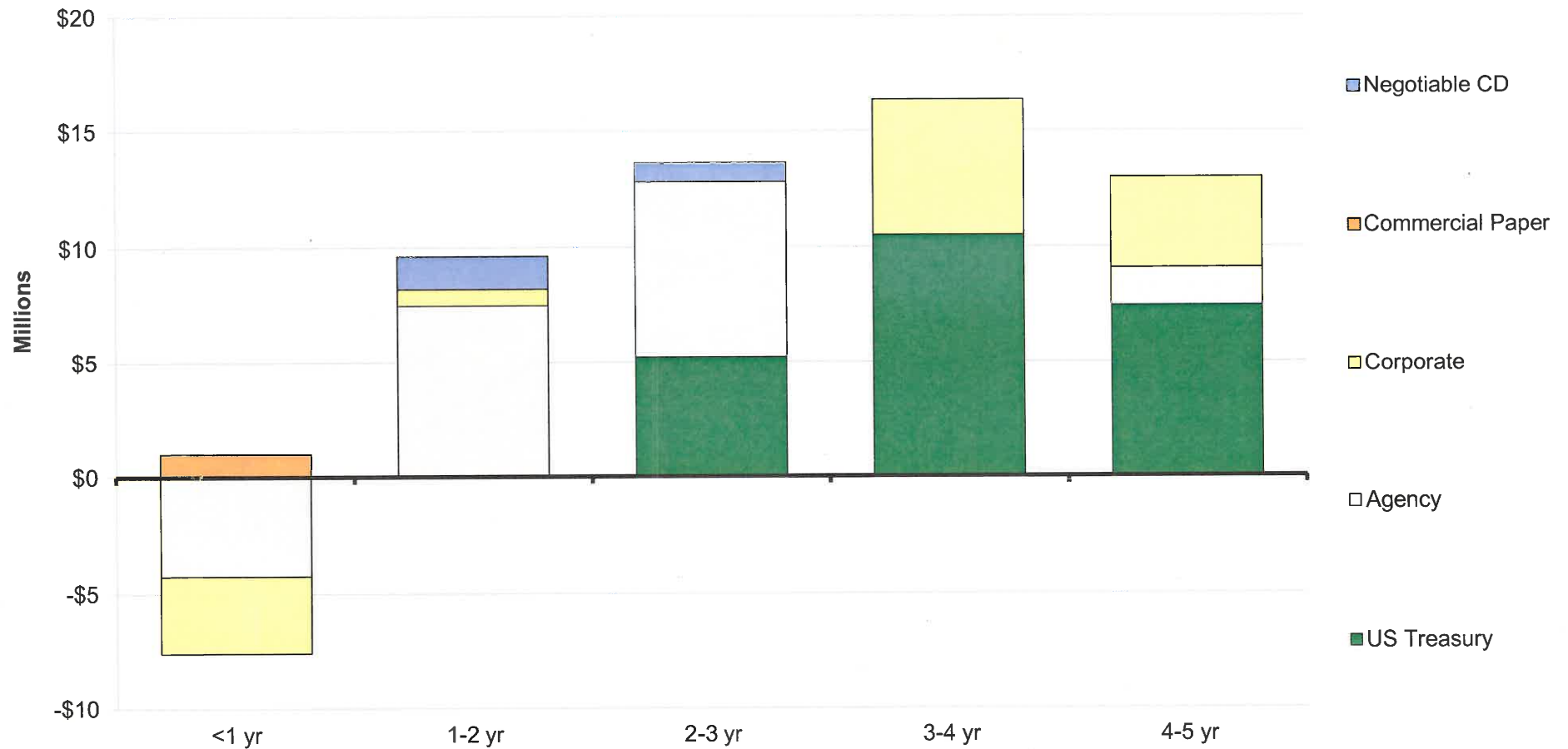
Credit Spreads Widen Off Lows In 2018



Source: Bloomberg, ICE BofAML Indices, as of 6/30/2018. OAS is Option Adjusted Spread.

Second Quarter Transactions

- Using a combination of liquid funds and maturities and sales, we purchased \$53.560 million of securities with a weighted average yield of 2.73%.



Investment Strategy & Portfolio Review

Sector Allocation and Compliance

- The portfolio is in compliance with IEUA's Investment Policy and the California Government Code.

Security Type	June 30, 2018	% of Portfolio	March 31, 2018	% of Portfolio	Permitted by Policy	In Compliance
U.S. Treasury	\$24,491,890	30.5%	\$1,975,782	5.6%	100%	✓
Federal Agency	\$32,410,880	40.4%	\$20,045,327	56.9%	100%	✓
Municipal Obligations	\$989,520	1.2%	\$988,750	2.8%	100%	✓
Negotiable CDs	\$3,437,679	4.3%	\$1,200,161	3.4%	30%	✓
Corporate Notes	\$17,997,675	22.4%	\$10,996,657	31.2%	30%	✓
Commercial Paper	\$990,867	1.2%	\$0	0.0%	25%	✓
Securities Sub-Total	\$80,318,511	100.0%	\$35,206,678	100.0%		
Accrued Interest	\$446,193		\$117,163			
Total Investments	\$80,764,704		\$35,323,840			

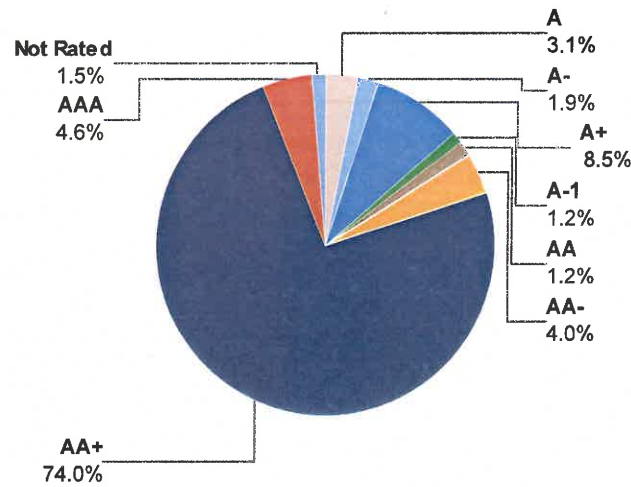
Market values, excluding accrued interest. Detail may not add to total due to rounding.

Portfolio Statistics

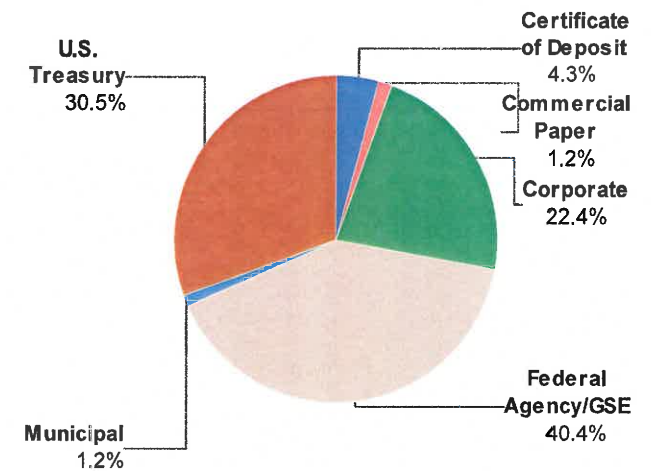
As of June 30, 2018

Par Value:	\$81,435,000
Total Market Value:	\$80,764,704
Security Market Value:	\$80,318,511
Accrued Interest:	\$446,193
Cash:	-
Amortized Cost:	\$80,635,685
Yield at Market:	2.64%
Yield at Cost:	2.26%
Effective Duration:	2.17 Years
Duration to Worst:	2.17 Years
Average Maturity:	2.28 Years
Average Credit: *	AA

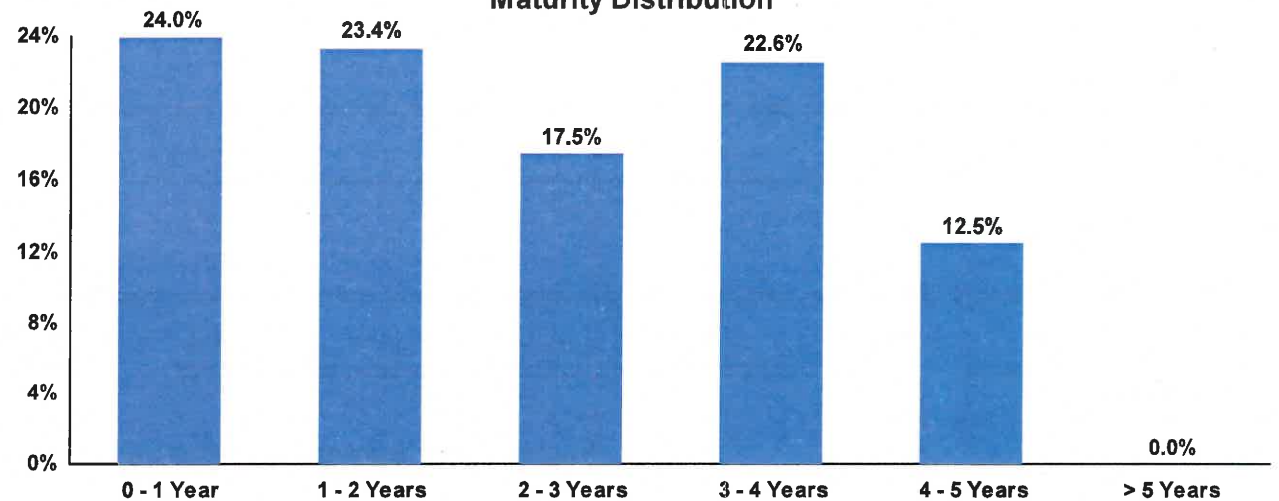
Credit Quality (S&P Ratings)



Sector Allocation



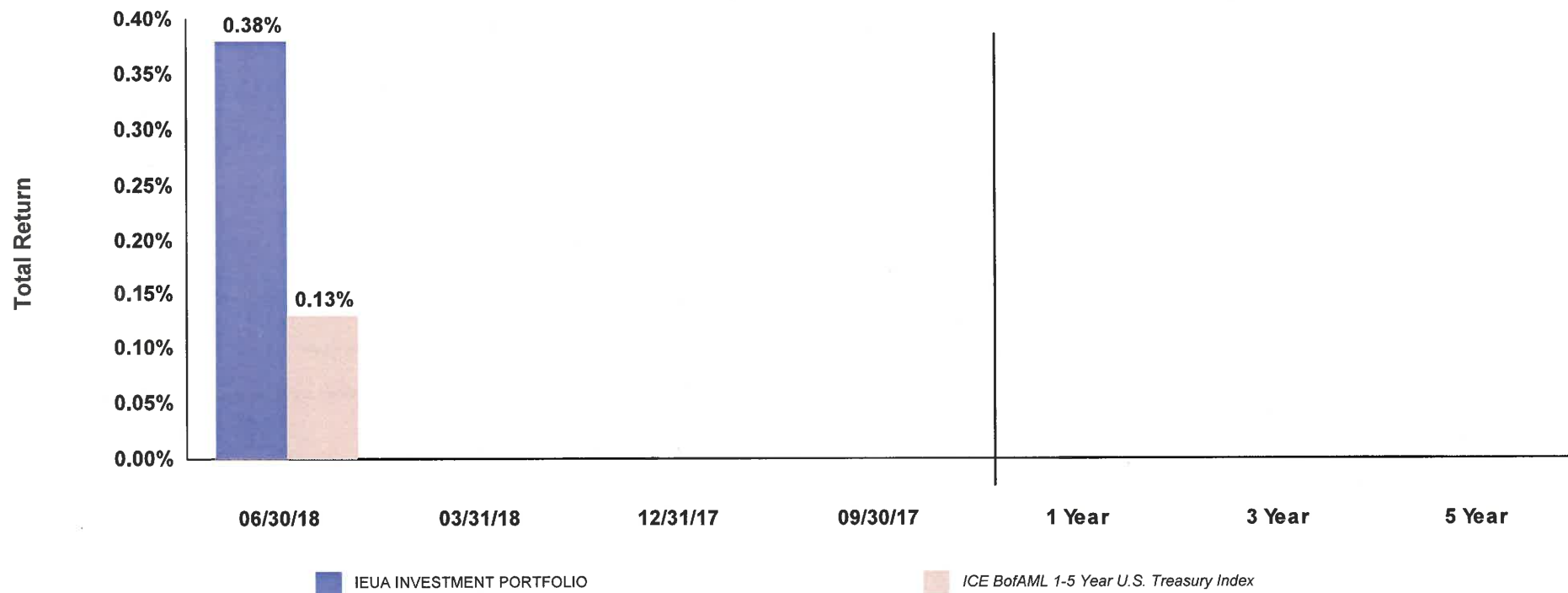
Maturity Distribution



* An average of each security's credit rating assigned a numeric value and adjusted for its relative weighting in the portfolio.

Portfolio Performance (Total Return)

Portfolio/Benchmark	Effective Duration	Quarter Ended				Annualized Return		
		06/30/18	03/31/18	12/31/17	09/30/17	1 Year	3 Year	5 Year
IEUA INVESTMENT PORTFOLIO	2.17	0.38%	-	-	-	-	-	-
ICE BofAML 1-5 Year U.S. Treasury Index	2.58	0.13%	-	-	-	-	-	-
Difference		0.25%	-	-	-	-	-	-

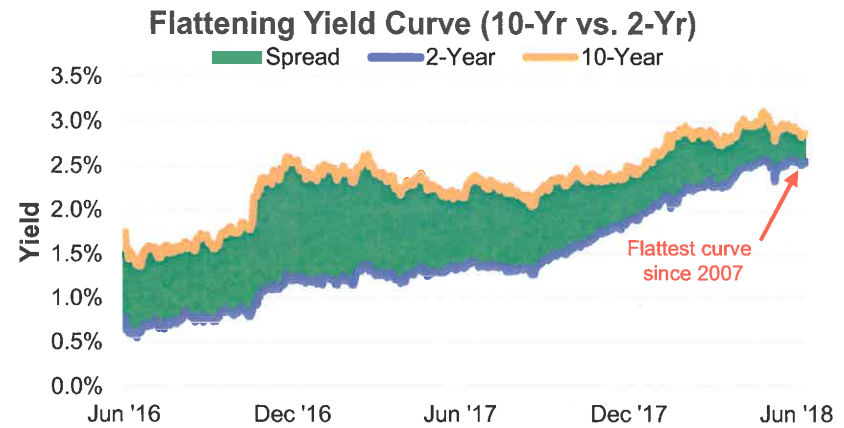


Portfolio performance is gross of fees unless otherwise indicated.

Portfolio Earnings
Quarter-Ended June 30, 2018

	<u>Market Value Basis</u>	<u>Accrual (Amortized Cost) Basis</u>
Beginning Value (03/31/2018)	\$35,206,677.53	\$35,512,138.33
Net Purchases/Sales	\$45,119,422.45	\$45,119,422.45
Change in Value	(\$7,589.09)	\$4,123.99
Ending Value (06/30/2018)	\$80,318,510.89	\$80,635,684.77
Interest Earned	\$336,278.91	\$336,278.91
Portfolio Earnings	\$328,689.82	\$340,402.90

What We're Watching...



2Q GDP Expectations

Source	Forecast
Goldman Sachs	3.7%
Barclays	3.5%
New York Fed	2.8%
Atlanta Fed	4.1%

Economic Indicators are Strong

Metrics At or Near Multi-Year Bests	
U.S. GDP	Unemployment Rate
Global Growth	Job Openings
Consumer Confidence	Corporate Profits
Home Prices	Inflation

Source: Bloomberg, ICE BofAML Indices, as of 6/30/18.

Issuer Distribution

Issuer Distribution

As of June 30, 2018

Issuer	Market Value (\$)	% of Portfolio
UNITED STATES TREASURY	24,491,890	30.5%
FREDDIE MAC	9,445,430	11.8%
FEDERAL HOME LOAN BANKS	9,444,163	11.8%
FANNIE MAE	7,805,624	9.7%
FEDERAL FARM CREDIT BANKS	5,715,663	7.1%
EXXON MOBIL CORP	2,487,408	3.1%
MICROSOFT CORP	2,044,529	2.6%
WELLS FARGO & COMPANY	1,727,365	2.2%
JOHNSON & JOHNSON	1,654,341	2.1%
BANK OF NOVA SCOTIA	1,417,824	1.8%
ORACLE CORP	1,375,342	1.7%
THE BANK OF NEW YORK MELLON CORPORATION	1,371,201	1.7%
AMERICAN EXPRESS CO	1,260,945	1.6%
JP MORGAN CHASE & CO	990,867	1.2%
CITY OF SAN DIEGO, CA	989,520	1.2%
TOYOTA MOTOR CORP	979,515	1.2%
ROYAL BANK OF CANADA	820,736	1.0%
BOEING COMPANY	792,772	1.0%

Top 5 = 70.9%

Top 10 = 82.5%

IEUA INVESTMENT PORTFOLIO

Portfolio Composition

Issuer	Market Value (\$)	% of Portfolio
THE WALT DISNEY CORPORATION	791,263	1.0%
UNITED PARCEL SERVICE INC	790,895	1.0%
VISA INC	790,781	1.0%
BURLINGTON NORTHERN SANTA FE	784,926	1.0%
BANK OF AMERICA CO	766,278	1.0%
AMERICAN HONDA FINANCE	765,454	1.0%
HERSHEY COMPANY	335,376	0.4%
ALLY FINANCIAL INC.	241,653	0.3%
SYNCHRONY BANK	236,752	0.3%
Grand Total:	80,318,511	100.0%

Portfolio Transactions

Quarterly Portfolio Transactions

Trade Date	Settle Date	Par (\$)	CUSIP	Security Description	Coupon	Maturity Date	Transact Amt (\$)	Yield at Market	Realized G/L (BV)
BUY									
4/16/18	4/17/18	2,615,000	912828WY2	US TREASURY N/B	2.25%	7/31/21	2,600,896.17	2.57%	
4/16/18	4/17/18	1,655,000	3135G0T78	FANNIE MAE AGENCY NOTES	2.00%	10/5/22	1,604,781.78	2.74%	
4/16/18	4/17/18	2,510,000	3135G0U27	FANNIE MAE NOTES	2.50%	4/13/21	2,503,368.02	2.60%	
4/16/18	4/17/18	2,500,000	3137EAE9	FREDDIE MAC NOTES	2.37%	2/16/21	2,495,410.76	2.59%	
4/16/18	4/17/18	2,555,000	912828U65	US TREASURY N/B	1.75%	11/30/21	2,497,297.53	2.60%	
4/16/18	4/17/18	1,260,000	912828P79	US TREASURY NOTES	1.50%	2/28/23	1,194,444.91	2.69%	
4/16/18	4/17/18	2,550,000	912828X47	US TREASURY NOTES	1.87%	4/30/22	2,498,279.07	2.64%	
4/16/18	4/18/18	725,000	911308AA2	UNITED PARCEL SERVICE CORP NOTES	8.37%	4/1/20	804,913.02	2.75%	
4/16/18	4/18/18	680,000	097023AD7	BOEING CO CORP NOTES	8.75%	8/15/21	816,090.10	2.88%	
4/16/18	4/18/18	800,000	02665WBF7	AMERICAN HONDA FINANCE	1.65%	7/12/21	770,536.00	3.00%	
4/16/18	4/18/18	800,000	0258M0EG0	AMERICAN EXPRESS CREDIT (CALLABLE) NOTES	2.70%	3/3/22	788,188.00	3.20%	
4/16/18	4/18/18	1,400,000	06406RAA5	BANK OF NY MELLON CORP (CALLABLE) NOTES	2.60%	2/7/22	1,378,226.89	3.18%	
4/16/18	4/18/18	800,000	06051GFZ7	BANK OF AMERICA CORP NOTE	2.50%	10/21/22	779,109.13	3.43%	
4/16/18	4/18/18	815,000	25468PDQ6	WALT DISNEY COMPANY CORP NOTES	2.45%	3/4/22	801,132.32	3.00%	
4/16/18	4/18/18	825,000	92826CAG7	VISA INC (CALLABLE) NOTE	2.15%	9/15/22	797,033.19	3.03%	
4/16/18	4/18/18	800,000	12189LAM3	BURLINGTN NORTH SANTA FE CORP NOTES	3.00%	3/15/23	793,000.00	3.26%	
4/17/18	4/18/18	2,225,000	912828B58	US TREASURY NOTES	2.12%	1/31/21	2,211,068.78	2.53%	
4/17/18	4/18/18	2,500,000	3130ADUJ9	FEDERAL HOME LOAN BANKS NOTES	2.37%	3/30/20	2,500,877.78	2.47%	
4/17/18	4/18/18	3,000,000	912828J8	US TREASURY N/B	1.50%	7/15/20	2,948,865.46	2.46%	
4/17/18	4/19/18	1,420,000	68389XBR5	ORACLE CORP CORP NOTES	2.62%	2/15/23	1,405,568.07	3.11%	
4/24/18	4/25/18	5,000,000	3130ADN32	FHLB NOTES	2.12%	2/11/20	4,987,680.56	2.52%	
4/24/18	4/25/18	2,550,000	3137EAE9	FREDDIE MAC NOTES	2.37%	2/16/21	2,539,601.31	2.70%	
4/24/18	4/25/18	2,500,000	912828W89	US TREASURY NOTES	1.87%	3/31/22	2,421,951.84	2.75%	
4/25/18	4/27/18	1,000,000	89236TDP7	TOYOTA MOTOR CREDIT CORP BONDS	2.60%	1/11/22	986,445.56	3.21%	
5/2/18	5/4/18	1,600,000	912828C2	US TREASURY N/B NOTES	2.00%	10/31/22	1,546,974.73	2.80%	
5/2/18	5/4/18	2,850,000	912828S27	US TREASURY N/B	1.12%	6/30/21	2,726,609.68	2.69%	

IEUA INVESTMENT PORTFOLIO

Portfolio Activity

Trade Date	Settle Date	Par (\$)	CUSIP	Security Description	Coupon	Maturity Date	Transact Amt (\$)	Yield at Market	Realized G/L (BV)
5/3/18	5/10/18	335,000	427866BA5	HERSHEY COMPANY CORP NOTES	3.10%	5/15/21	334,768.85	3.12%	
5/15/18	5/15/18	1,000,000	46640QLD1	JP MORGAN SECURITIES LLC COMM PAPER	0.00%	11/13/18	987,866.67	2.43%	
6/4/18	6/6/18	2,065,000	912828L57	US TREASURY NOTES	1.75%	9/30/22	1,987,321.38	2.76%	
6/5/18	6/7/18	1,410,000	06417GU22	BANK OF NOVA SCOTIA HOUSTON CD	3.08%	6/5/20	1,409,464.20	3.10%	
6/7/18	6/8/18	815,000	78012UEE1	ROYAL BANK OF CANADA NY CD	3.24%	6/7/21	815,000.00	3.24%	
Total BUY		53,560,000					52,932,771.76		

INTEREST

4/2/18	4/2/18	240,000	87164WKQ0	SYNCHRONY BANK CERT DEPOS	2.25%	10/2/20	2,692.60		
4/2/18	4/2/18	3,000,000	3137EADM8	FREDDIE MAC GLOBAL NOTES	1.25%	10/2/19	18,750.00		
4/15/18	4/15/18	242,000	949763FN1	WELLS FARGO BANK NA CD	1.55%	3/15/19	318.58		
4/21/18	4/21/18	800,000	06051GFZ7	BANK OF AMERICA CORP NOTE	2.50%	10/21/22	10,012.00		
4/25/18	4/25/18	2,000,000	89236TDC6	TOYOTA MOTOR CREDIT CORP NOTES	1.10%	4/25/18	5,500.00		
4/30/18	4/30/18	2,550,000	912828X47	US TREASURY NOTES	1.87%	4/30/22	23,906.25		
5/15/18	5/15/18	1,000,000	46625HJL5	JPMORGAN CHASE & CO GLOBAL NOTES	1.62%	5/15/18	8,125.00		
5/15/18	5/15/18	242,000	949763FN1	WELLS FARGO BANK NA CD	1.55%	3/15/19	308.30		
5/23/18	5/23/18	900,000	3136G3NJ0	FNMA NOTE (CALLABLE)	1.25%	8/23/19	5,625.00		
5/24/18	5/24/18	1,500,000	94988J5D5	WELLS FARGO BANK NA NOTES	1.75%	5/24/19	13,125.00		
5/24/18	5/24/18	2,000,000	3130AAUX4	FEDERAL HOME LOAN BANKS NOTES	1.37%	5/24/19	13,750.00		
5/26/18	5/26/18	1,350,000	3136G3QE8	FNMA NOTE (EX-CALLABLE)	1.25%	8/26/19	8,437.50		
5/31/18	5/31/18	2,555,000	912828U65	US TREASURY N/B	1.75%	11/30/21	22,356.25		
5/31/18	5/31/18	1,950,000	912828SX9	US TREASURY NOTES	1.12%	5/31/19	10,968.75		
6/5/18	6/5/18	1,660,000	478160BG8	JOHNSON & JOHNSON CORP NOTES	1.65%	12/5/18	13,695.00		
6/6/18	6/6/18	2,050,000	594918AV6	MICROSOFT CORP GLOBAL NOTES	1.62%	12/6/18	16,656.25		
6/15/18	6/15/18	242,000	949763FN1	WELLS FARGO BANK NA CD	1.55%	3/15/19	318.58		
6/24/18	6/24/18	2,000,000	3133EEZ60	FEDERAL FARM CREDIT BANKS NOTES	1.52%	6/24/19	15,200.00		
6/30/18	6/30/18	2,850,000	912828S27	US TREASURY N/B	1.12%	6/30/21	16,031.25		

IEUA INVESTMENT PORTFOLIO

Portfolio Activity

Trade Date	Settle Date	Par (\$)	CUSIP	Security Description	Coupon	Maturity Date	Transact Amt (\$)	Yield at Market	Realized G/L (BV)
Total INTEREST		29,131,000					205,776.31		
MATURITY									
4/25/18	4/25/18	2,000,000	89236TDC6	TOYOTA MOTOR CREDIT CORP NOTES	1.10%	4/25/18	2,000,000.00		0.00
5/15/18	5/15/18	1,000,000	46625HJL5	JPMORGAN CHASE & CO GLOBAL NOTES	1.62%	5/15/18	1,000,000.00		0.00
Total MATURITY		3,000,000					3,000,000.00		0.00
SELL									
5/2/18	5/4/18	50,000	912828SX9	US TREASURY NOTES	1.12%	5/31/19	49,612.58	2.31%	(506.50)
5/7/18	5/10/18	340,000	478160BG8	JOHNSON & JOHNSON CORP NOTES	1.65%	12/5/18	341,273.02	2.25%	(2,085.49)
6/4/18	6/6/18	1,000,000	3130A7L37	FEDERAL HOME LOAN BANKS NOTES	1.25%	3/15/19	994,822.50	2.29%	(8,866.72)
6/4/18	6/6/18	1,000,000	3130AAMQ8	FEDERAL HOME LOAN BANKS NOTES	1.25%	1/18/19	998,961.67	2.21%	(5,949.48)
6/5/18	6/7/18	1,420,000	3133EHDR1	FEDERAL FARM CREDIT BANKS NOTES	1.40%	3/27/19	1,413,726.76	2.30%	(9,908.21)
6/7/18	6/8/18	80,000	3133EHDR1	FEDERAL FARM CREDIT BANKS NOTES	1.40%	3/27/19	79,651.29	2.30%	(556.65)
6/7/18	6/8/18	740,000	3133EHDR1	FEDERAL FARM CREDIT BANKS NOTES	1.40%	3/27/19	736,774.42	2.30%	(5,151.14)
Total SELL		4,630,000					4,614,822.24		-33,024.19

Quarterly Portfolio Transactions

Tran. Type	Trade Date	Settle Date	Par (\$)	CUSIP	Security Description	Coupon	Maturity Date	Transact Amt (\$)	Yield	Realized G/L (BV)
INTEREST	4/2/18	4/2/18	240,000.00	87164WKQ0	SYNCHRONY BANK CERT DEPOS	2.25%	10/2/20	2,692.60		
INTEREST	4/2/18	4/2/18	3,000,000.00	3137EADM8	FREDDIE MAC GLOBAL NOTES	1.25%	10/2/19	18,750.00		
INTEREST	4/15/18	4/15/18	242,000.00	949763FN1	WELLS FARGO BANK NA CD	1.55%	3/15/19	318.58		
BUY	4/16/18	4/17/18	2,615,000.00	912828WY2	US TREASURY N/B	2.25%	7/31/21	(2,600,896.17)	2.57%	
BUY	4/16/18	4/17/18	1,655,000.00	3135G0T78	FANNIE MAE AGENCY NOTES	2.00%	10/5/22	(1,604,781.78)	2.74%	
BUY	4/16/18	4/17/18	2,510,000.00	3135G0U27	FANNIE MAE NOTES	2.50%	4/13/21	(2,503,368.02)	2.60%	
BUY	4/16/18	4/17/18	2,500,000.00	3137EAEL9	FREDDIE MAC NOTES	2.37%	2/16/21	(2,495,410.76)	2.59%	
BUY	4/16/18	4/17/18	2,555,000.00	912828U65	US TREASURY N/B	1.75%	11/30/21	(2,497,297.53)	2.60%	
BUY	4/16/18	4/17/18	1,260,000.00	912828P79	US TREASURY NOTES	1.50%	2/28/23	(1,194,444.91)	2.69%	
BUY	4/16/18	4/17/18	2,550,000.00	912828X47	US TREASURY NOTES	1.87%	4/30/22	(2,498,279.07)	2.64%	
BUY	4/16/18	4/18/18	725,000.00	911308AA2	UNITED PARCEL SERVICE CORP NOTES	8.37%	4/1/20	(804,913.02)	2.75%	
BUY	4/16/18	4/18/18	680,000.00	097023AD7	BOEING CO CORP NOTES	8.75%	8/15/21	(816,090.10)	2.88%	
BUY	4/16/18	4/18/18	800,000.00	02665WBF7	AMERICAN HONDA FINANCE	1.65%	7/12/21	(770,536.00)	3.00%	
BUY	4/16/18	4/18/18	800,000.00	0258M0EG0	AMERICAN EXPRESS CREDIT (CALLABLE) NOTES	2.70%	3/3/22	(788,188.00)	3.20%	
BUY	4/16/18	4/18/18	1,400,000.00	06406RAA5	BANK OF NY MELLON CORP (CALLABLE) NOTES	2.60%	2/7/22	(1,378,226.89)	3.18%	
BUY	4/16/18	4/18/18	800,000.00	06051GFZ7	BANK OF AMERICA CORP NOTE	2.50%	10/21/22	(779,109.13)	3.43%	
BUY	4/16/18	4/18/18	815,000.00	25468PDQ6	WALT DISNEY COMPANY CORP NOTES	2.45%	3/4/22	(801,132.32)	3.00%	
BUY	4/16/18	4/18/18	825,000.00	92826CAG7	VISA INC (CALLABLE) NOTE	2.15%	9/15/22	(797,033.19)	3.03%	
BUY	4/16/18	4/18/18	800,000.00	12189LAM3	BURLINGTN NORTH SANTA FE CORP NOTES	3.00%	3/15/23	(793,000.00)	3.26%	
BUY	4/17/18	4/18/18	2,225,000.00	912828B58	US TREASURY NOTES	2.12%	1/31/21	(2,211,068.78)	2.53%	

IEUA INVESTMENT PORTFOLIO

Portfolio Activity

Tran. Type	Trade Date	Settle Date	Par (\$)	CUSIP	Security Description	Coupon	Maturity Date	Transact Amt (\$)	Yield	Realized G/L (BV)
BUY	4/17/18	4/18/18	2,500,000.00	3130ADUJ9	FEDERAL HOME LOAN BANKS NOTES	2.37%	3/30/20	(2,500,877.78)	2.47%	
BUY	4/17/18	4/18/18	3,000,000.00	9128282J8	US TREASURY N/B	1.50%	7/15/20	(2,948,865.46)	2.46%	
BUY	4/17/18	4/19/18	1,420,000.00	68389XBR5	ORACLE CORP CORP NOTES	2.62%	2/15/23	(1,405,568.07)	3.11%	
INTEREST	4/21/18	4/21/18	800,000.00	06051GFZ7	BANK OF AMERICA CORP NOTE	2.50%	10/21/22	10,012.00		
BUY	4/24/18	4/25/18	5,000,000.00	3130ADN32	FHLB NOTES	2.12%	2/11/20	(4,987,680.56)	2.52%	
BUY	4/24/18	4/25/18	2,550,000.00	3137EAE19	FREDDIE MAC NOTES	2.37%	2/16/21	(2,539,601.31)	2.70%	
BUY	4/24/18	4/25/18	2,500,000.00	912828W89	US TREASURY NOTES	1.87%	3/31/22	(2,421,951.84)	2.75%	
INTEREST	4/25/18	4/25/18	2,000,000.00	89236TDC6	TOYOTA MOTOR CREDIT CORP NOTES	1.10%	4/25/18	5,500.00		
MATURITY	4/25/18	4/25/18	2,000,000.00	89236TDC6	TOYOTA MOTOR CREDIT CORP NOTES	1.10%	4/25/18	2,000,000.00		0.00
BUY	4/25/18	4/27/18	1,000,000.00	89236TDP7	TOYOTA MOTOR CREDIT CORP BONDS	2.60%	1/11/22	(986,445.56)	3.21%	
INTEREST	4/30/18	4/30/18	2,550,000.00	912828X47	US TREASURY NOTES	1.87%	4/30/22	23,906.25		
BUY	5/2/18	5/4/18	1,600,000.00	9128283C2	US TREASURY N/B NOTES	2.00%	10/31/22	(1,546,974.73)	2.80%	
BUY	5/2/18	5/4/18	2,850,000.00	912828S27	US TREASURY N/B	1.12%	6/30/21	(2,726,609.68)	2.69%	
SELL	5/2/18	5/4/18	50,000.00	912828SX9	US TREASURY NOTES	1.12%	5/31/19	49,612.58	2.31%	(506.50)
BUY	5/3/18	5/10/18	335,000.00	427866BA5	HERSHEY COMPANY CORP NOTES	3.10%	5/15/21	(334,768.85)	3.12%	
SELL	5/7/18	5/10/18	340,000.00	478160BG8	JOHNSON & JOHNSON CORP NOTES	1.65%	12/5/18	341,273.02	2.25%	(2,085.49)
BUY	5/15/18	5/15/18	1,000,000.00	46640QLD1	JP MORGAN SECURITIES LLC COMM PAPER	0.00%	11/13/18	(987,866.67)	2.43%	
INTEREST	5/15/18	5/15/18	1,000,000.00	46625HJL5	JPMORGAN CHASE & CO GLOBAL NOTES	1.62%	5/15/18	8,125.00		
INTEREST	5/15/18	5/15/18	242,000.00	949763FN1	WELLS FARGO BANK NA CD	1.55%	3/15/19	308.30		
MATURITY	5/15/18	5/15/18	1,000,000.00	46625HJL5	JPMORGAN CHASE & CO GLOBAL NOTES	1.62%	5/15/18	1,000,000.00		0.00
INTEREST	5/23/18	5/23/18	900,000.00	3136G3NJ0	FNMA NOTE (CALLABLE)	1.25%	8/23/19	5,625.00		
INTEREST	5/24/18	5/24/18	1,500,000.00	94988J5D5	WELLS FARGO BANK NA NOTES	1.75%	5/24/19	13,125.00		

IEUA INVESTMENT PORTFOLIO

Portfolio Activity

Tran. Type	Trade Date	Settle Date	Par (\$)	CUSIP	Security Description	Coupon	Maturity Date	Transact Amt (\$)	Yield	Realized G/L (BV)
INTEREST	5/24/18	5/24/18	2,000,000.00	3130AAUX4	FEDERAL HOME LOAN BANKS NOTES	1.37%	5/24/19	13,750.00		
INTEREST	5/26/18	5/26/18	1,350,000.00	3136G3QE8	FNMA NOTE (EX-CALLABLE)	1.25%	8/26/19	8,437.50		
INTEREST	5/31/18	5/31/18	2,555,000.00	912828U65	US TREASURY N/B	1.75%	11/30/21	22,356.25		
INTEREST	5/31/18	5/31/18	1,950,000.00	912828SX9	US TREASURY NOTES	1.12%	5/31/19	10,968.75		
BUY	6/4/18	6/6/18	2,065,000.00	912828L57	US TREASURY NOTES	1.75%	9/30/22	(1,987,321.38)	2.76%	
SELL	6/4/18	6/6/18	1,000,000.00	3130A7L37	FEDERAL HOME LOAN BANKS NOTES	1.25%	3/15/19	994,822.50	2.29%	(8,866.72)
SELL	6/4/18	6/6/18	1,000,000.00	3130AAMQ8	FEDERAL HOME LOAN BANKS NOTES	1.25%	1/18/19	998,961.67	2.21%	(5,949.48)
INTEREST	6/5/18	6/5/18	1,660,000.00	478160BG8	JOHNSON & JOHNSON CORP NOTES	1.65%	12/5/18	13,695.00		
BUY	6/5/18	6/7/18	1,410,000.00	06417GU22	BANK OF NOVA SCOTIA HOUSTON CD	3.08%	6/5/20	(1,409,464.20)	3.10%	
SELL	6/5/18	6/7/18	1,420,000.00	3133EHDR1	FEDERAL FARM CREDIT BANKS NOTES	1.40%	3/27/19	1,413,726.76	2.30%	(9,908.21)
INTEREST	6/6/18	6/6/18	2,050,000.00	594918AV6	MICROSOFT CORP GLOBAL NOTES	1.62%	12/6/18	16,656.25		
BUY	6/7/18	6/8/18	815,000.00	78012UEE1	ROYAL BANK OF CANADA NY CD	3.24%	6/7/21	(815,000.00)	3.24%	
SELL	6/7/18	6/8/18	80,000.00	3133EHDR1	FEDERAL FARM CREDIT BANKS NOTES	1.40%	3/27/19	79,651.29	2.30%	(556.65)
SELL	6/7/18	6/8/18	740,000.00	3133EHDR1	FEDERAL FARM CREDIT BANKS NOTES	1.40%	3/27/19	736,774.42	2.30%	(5,151.14)
INTEREST	6/15/18	6/15/18	242,000.00	949763FN1	WELLS FARGO BANK NA CD	1.55%	3/15/19	318.58		
INTEREST	6/24/18	6/24/18	2,000,000.00	3133EEZ60	FEDERAL FARM CREDIT BANKS NOTES	1.52%	6/24/19	15,200.00		
INTEREST	6/30/18	6/30/18	2,850,000.00	912828S27	US TREASURY N/B	1.12%	6/30/21	16,031.25		
TOTALS								(45,112,173.21)		(33,024.19)

Portfolio Holdings

Managed Account Detail of Securities Held

Security Type/Description Dated Date/Coupon/Maturity	CUSIP	Par	S&P Rating	Moody's Rating	Trade Date	Settle Date	Original Cost	YTM at Cost	Accrued Interest	Amortized Cost	Market Value
U.S. Treasury Bond / Note											
US TREASURY NOTES DTD 05/31/2012 1.125% 05/31/2019	912828SX9	1,950,000.00	AA+	Aaa	3/3/2017	3/3/2017	1,940,250.00	1.35	1,858.09	1,945,993.18	1,928,518.80
US TREASURY N/B DTD 07/17/2017 1.500% 07/15/2020	9128282J8	3,000,000.00	AA+	Aaa	4/17/2018	4/18/2018	2,937,304.69	2.46	20,759.67	2,942,905.32	2,937,891.00
US TREASURY NOTES DTD 01/31/2014 2.125% 01/31/2021	912828B58	2,225,000.00	AA+	Aaa	4/17/2018	4/18/2018	2,201,011.72	2.53	19,722.29	2,202,739.54	2,198,491.35
US TREASURY N/B DTD 06/30/2016 1.125% 06/30/2021	912828S27	2,850,000.00	AA+	Aaa	5/2/2018	5/4/2018	2,715,626.95	2.69	87.13	2,722,196.62	2,726,871.45
US TREASURY N/B DTD 07/31/2014 2.250% 07/31/2021	912828WY2	2,615,000.00	AA+	Aaa	4/16/2018	4/17/2018	2,588,543.55	2.57	24,542.71	2,590,176.38	2,585,377.28
US TREASURY N/B DTD 11/30/2016 1.750% 11/30/2021	912828U65	2,555,000.00	AA+	Aaa	4/16/2018	4/17/2018	2,480,346.09	2.60	3,787.12	2,484,434.30	2,479,548.30
US TREASURY NOTES DTD 03/31/2017 1.875% 03/31/2022	912828W89	2,500,000.00	AA+	Aaa	4/24/2018	4/25/2018	2,418,750.00	2.75	11,782.79	2,422,361.73	2,428,222.50
US TREASURY NOTES DTD 05/01/2017 1.875% 04/30/2022	912828X47	2,550,000.00	AA+	Aaa	4/16/2018	4/17/2018	2,476,089.84	2.64	8,055.37	2,479,670.75	2,474,397.60
US TREASURY NOTES DTD 09/30/2015 1.750% 09/30/2022	912828L57	2,065,000.00	AA+	Aaa	6/4/2018	6/6/2018	1,980,706.05	2.76	9,083.74	1,981,973.72	1,986,191.34
US TREASURY N/B NOTES DTD 10/31/2017 2.000% 10/31/2022	9128283C2	1,600,000.00	AA+	Aaa	5/2/2018	5/4/2018	1,546,625.00	2.80	5,391.30	1,548,397.26	1,553,563.20
US TREASURY NOTES DTD 02/29/2016 1.500% 02/28/2023	912828P79	1,260,000.00	AA+	Aaa	4/16/2018	4/17/2018	1,191,979.69	2.69	6,317.12	1,194,664.75	1,192,816.80
Security Type Sub-Total		25,170,000.00					24,477,233.58	2.53	111,387.33	24,515,513.55	24,491,889.62
Municipal Bond / Note											
SAN DIEGO REDEV MUNICIPAL BONDS DTD 02/09/2017 1.625% 09/01/2019	79730WBG4	1,000,000.00	AA	NR	2/9/2017	2/9/2017	996,800.00	1.75	5,416.67	998,523.40	989,520.00
Security Type Sub-Total		1,000,000.00					996,800.00	1.75	5,416.67	998,523.40	989,520.00

Managed Account Detail of Securities Held

Security Type/Description Dated Date/Coupon/Maturity	CUSIP	Par	S&P Rating	Moody's Rating	Trade Date	Settle Date	Original Cost	YTM at Cost	Accrued Interest	Amortized Cost	Market Value
Federal Agency Bond / Note											
FFCB (CALLABLE) NOTES DTD 02/22/2016 1.150% 02/22/2019	3133EFYS0	3,000,000.00	AA+	Aaa	2/22/2016	2/22/2016	3,000,000.00	1.15	12,362.50	3,000,000.00	2,977,797.00
FEDERAL FARM CREDIT BANKS NOTES DTD 03/27/2017 1.400% 03/27/2019	3133EHDR1	760,000.00	AA+	Aaa	3/27/2017	3/27/2017	759,701.32	1.42	2,778.22	759,888.74	755,051.64
FEDERAL HOME LOAN BANKS NOTES DTD 02/24/2017 1.375% 05/24/2019	3130AAUX4	2,000,000.00	AA+	Aaa	3/3/2017	3/3/2017	1,997,600.00	1.43	2,826.39	1,999,019.34	1,982,318.00
FEDERAL FARM CREDIT BANKS NOTES DTD 06/24/2015 1.520% 06/24/2019	3133EEZ60	2,000,000.00	AA+	Aaa	6/24/2015	6/25/2015	2,000,000.00	1.52	591.11	2,000,000.00	1,982,814.00
FREDDIE MAC (EX-CALLABLE) NOTES DTD 07/26/2016 1.150% 07/26/2019	3134G92D8	1,500,000.00	AA+	Aaa	7/26/2016	7/26/2016	1,500,000.00	1.15	7,427.08	1,500,000.00	1,479,705.00
FANNIE MAE NOTES DTD 07/26/2016 1.250% 07/26/2019	3136G3E84	1,500,000.00	AA+	Aaa	7/26/2016	7/26/2016	1,500,000.00	1.33	8,072.92	1,500,000.00	1,487,424.00
FNMA NOTE (CALLABLE) DTD 05/23/2016 1.250% 08/23/2019	3136G3NJ0	900,000.00	AA+	Aaa	6/10/2016	6/10/2016	899,460.00	1.27	1,187.50	899,460.00	888,013.80
FNMA NOTE (EX-CALLABLE) DTD 05/26/2016 1.250% 08/26/2019	3136G3QE8	1,350,000.00	AA+	Aaa	6/9/2016	6/9/2016	1,350,000.00	1.25	1,640.63	1,350,000.00	1,331,862.75
FREDDIE MAC GLOBAL NOTES DTD 10/02/2012 1.250% 10/02/2019	3137EADM8	3,000,000.00	AA+	Aaa	1/12/2016	1/12/2016	2,972,928.00	1.50	9,270.83	2,990,729.19	2,954,418.00
FHLB NOTES DTD 02/09/2018 2.125% 02/11/2020	3130ADN32	5,000,000.00	AA+	Aaa	4/24/2018	4/25/2018	4,965,250.00	2.52	41,909.72	4,968,778.25	4,969,460.00
FEDERAL HOME LOAN BANKS NOTES DTD 03/16/2018 2.375% 03/30/2020	3130ADUJ9	2,500,000.00	AA+	Aaa	4/17/2018	4/18/2018	2,495,600.00	2.47	17,317.71	2,496,063.70	2,492,385.00
FREDDIE MAC NOTES DTD 02/16/2018 2.375% 02/16/2021	3137EAEL9	2,500,000.00	AA+	Aaa	4/16/2018	4/17/2018	2,485,350.00	2.59	22,265.63	2,486,403.58	2,480,845.00
FREDDIE MAC NOTES DTD 02/16/2018 2.375% 02/16/2021	3137EAEL9	2,550,000.00	AA+	Aaa	4/24/2018	4/25/2018	2,527,993.50	2.70	22,710.94	2,529,407.96	2,530,461.90
FANNIE MAE NOTES DTD 04/13/2018 2.500% 04/13/2021	3135G0U27	2,510,000.00	AA+	Aaa	4/16/2018	4/17/2018	2,502,670.80	2.60	13,595.83	2,503,160.25	2,496,717.08

Managed Account Detail of Securities Held

Security Type/Description Dated Date/Coupon/Maturity	CUSIP	Par	S&P Rating	Moody's Rating	Trade Date	Settle Date	Original Cost	YTM at Cost	Accrued Interest	Amortized Cost	Market Value
Federal Agency Bond / Note											
FANNIE MAE AGENCY NOTES DTD 10/06/2017 2.000% 10/05/2022	3135G0T78	1,655,000.00	AA+	Aaa	4/16/2018	4/17/2018	1,603,678.45	2.74	7,907.22	1,605,916.46	1,601,606.39
Security Type Sub-Total		32,725,000.00					32,560,232.07	1.98	171,864.23	32,588,827.47	32,410,879.56
Corporate Note											
JOHNSON & JOHNSON CORP NOTES DTD 12/05/2013 1.650% 12/05/2018	478160BG8	1,660,000.00	AAA	Aaa	1/26/2016	1/26/2016	1,682,808.40	1.16	1,978.17	1,663,461.43	1,654,341.06
MICROSOFT CORP GLOBAL NOTES DTD 12/06/2013 1.625% 12/06/2018	594918AV6	2,050,000.00	AAA	Aaa	1/26/2016	1/26/2016	2,076,691.00	1.16	2,313.37	2,054,073.17	2,044,528.55
EXXON MOBIL CORP NOTES DTD 03/03/2016 1.708% 03/01/2019	30231GAP7	1,000,000.00	AA+	Aaa	1/27/2017	1/27/2017	1,005,750.00	1.43	5,693.33	1,001,849.27	994,963.00
EXXON MOBIL CORP NOTE (CALLABLE) DTD 03/20/2014 1.819% 03/15/2019	30231GAD4	1,500,000.00	AA+	Aaa	3/23/2017	3/23/2017	1,506,285.00	1.60	8,033.92	1,506,285.00	1,492,444.50
WELLS FARGO BANK NA NOTES DTD 06/02/2016 1.750% 05/24/2019	94988J5D5	1,500,000.00	A+	Aa2	6/13/2016	6/13/2016	1,511,655.00	1.48	2,697.92	1,503,600.92	1,486,561.50
UNITED PARCEL SERVICE CORP NOTES DTD 12/20/1989 8.375% 04/01/2020	911308AA2	725,000.00	A+	A1	4/16/2018	4/18/2018	802,045.75	2.75	15,179.69	794,214.31	790,894.53
HERSHEY COMPANY CORP NOTES DTD 05/10/2018 3.100% 05/15/2021	427866BA5	335,000.00	A	A1	5/3/2018	5/10/2018	334,768.85	3.12	1,471.21	334,779.56	335,375.87
AMERICAN HONDA FINANCE DTD 07/12/2016 1.650% 07/12/2021	02665WBF7	800,000.00	A+	A2	4/16/2018	4/18/2018	767,016.00	3.00	6,196.67	769,003.44	765,454.40
BOEING CO CORP NOTES DTD 08/15/1991 8.750% 08/15/2021	097023AD7	680,000.00	A	A2	4/16/2018	4/18/2018	805,677.60	2.88	22,477.78	798,364.82	792,771.88
TOYOTA MOTOR CREDIT CORP BONDS DTD 01/09/2017 2.600% 01/11/2022	89236TDP7	1,000,000.00	AA-	Aa3	4/25/2018	4/27/2018	978,790.00	3.21	12,277.78	979,772.39	979,515.00

Managed Account Detail of Securities Held

Security Type/Description Dated Date/Coupon/Maturity	CUSIP	Par	S&P Rating	Moody's Rating	Trade Date	Settle Date	Original Cost	YTM at Cost	Accrued Interest	Amortized Cost	Market Value
Corporate Note											
BANK OF NY MELLON CORP (CALLABLE) NOTES DTD 02/07/2017 2.600% 02/07/2022	06406RAA5	1,400,000.00	A	A1	4/16/2018	4/18/2018	1,371,048.00	3.18	14,560.00	1,372,529.23	1,371,200.60
AMERICAN EXPRESS CREDIT (CALLABLE) NOTES DTD 03/03/2017 2.700% 03/03/2022	0258M0EG0	800,000.00	A-	A2	4/16/2018	4/18/2018	785,488.00	3.20	7,080.00	786,213.80	781,033.60
WALT DISNEY COMPANY CORP NOTES DTD 03/06/2017 2.450% 03/04/2022	25468PDQ6	815,000.00	A+	A2	4/16/2018	4/18/2018	798,691.85	3.00	6,489.44	799,507.58	791,263.13
VISA INC (CALLABLE) NOTE DTD 09/11/2017 2.150% 09/15/2022	92826CAG7	825,000.00	A+	A1	4/16/2018	4/18/2018	795,407.25	3.03	5,222.71	796,692.73	790,780.65
BANK OF AMERICA CORP NOTE DTD 10/21/2016 2.503% 10/21/2022	06051GFZ7	800,000.00	A-	A3	4/16/2018	4/18/2018	769,264.00	3.43	3,893.56	770,555.37	766,278.40
ORACLE CORP CORP NOTES DTD 11/09/2017 2.625% 02/15/2023	68389XBR5	1,420,000.00	AA-	A1	4/17/2018	4/19/2018	1,389,001.40	3.11	24,021.67	1,390,276.11	1,375,342.42
BURLINGTN NORTH SANTA FE CORP NOTES DTD 03/12/2013 3.000% 03/15/2023	12189LAM3	800,000.00	A+	A3	4/16/2018	4/18/2018	790,800.00	3.26	7,066.67	791,159.71	784,926.40
Security Type Sub-Total		18,110,000.00					18,171,188.10	2.35	146,653.89	18,112,338.84	17,997,675.49
Commercial Paper											
JP MORGAN SECURITIES LLC COMM PAPER DTD 05/15/2018 0.000% 11/13/2018	46640QLD1	1,000,000.00	A-1	P-1	5/15/2018	5/15/2018	987,866.67	2.43	0.00	991,000.00	990,867.00
Security Type Sub-Total		1,000,000.00					987,866.67	2.43	0.00	991,000.00	990,867.00
Certificate of Deposit											
AMERICAN EXPRESS CREDIT CD DTD 07/15/2015 1.700% 07/16/2018	02587DA32	240,000.00	NR	NR	7/15/2015	7/15/2015	240,000.00	1.70	1,855.56	240,000.00	239,955.60

Managed Account Detail of Securities Held

Security Type/Description Dated Date/Coupon/Maturity	CUSIP	Par	S&P Rating	Moody's Rating	Trade Date	Settle Date	Original Cost	YTM at Cost	Accrued Interest	Amortized Cost	Market Value
Certificate of Deposit											
AMERICAN EXPRESS CREDIT CD DTD 07/15/2015 1.700% 07/16/2018	02587CDQ0	240,000.00	NR	NR	7/15/2015	7/15/2015	240,000.00	1.70	1,855.56	240,000.00	239,955.60
ALLY BANK CD DTD 03/09/2017 1.450% 03/11/2019	02006LY23	243,000.00	NR	NR	3/9/2017	3/9/2017	243,000.00	1.45	1,081.18	243,000.00	241,653.29
WELLS FARGO BANK NA CD DTD 03/15/2017 1.550% 03/15/2019	949763FN1	242,000.00	NR	NR	3/15/2017	3/15/2017	242,000.00	1.55	164.43	242,000.00	240,803.07
BANK OF NOVA SCOTIA HOUSTON CD DTD 06/07/2018 3.080% 06/05/2020	06417GU22	1,410,000.00	A+	A1	6/5/2018	6/7/2018	1,409,464.20	3.10	2,895.20	1,409,481.51	1,417,824.09
SYNCHRONY BANK CERT DEPOS DTD 10/02/2015 2.250% 10/02/2020	87164WKQ0	240,000.00	NR	NR	10/2/2015	10/2/2015	240,000.00	2.25	1,331.51	240,000.00	236,751.60
ROYAL BANK OF CANADA NY CD DTD 06/08/2018 3.240% 06/07/2021	78012UEE1	815,000.00	AA-	A1	6/7/2018	6/8/2018	815,000.00	3.24	1,687.05	815,000.00	820,735.97
Security Type Sub-Total		3,430,000.00					3,429,464.20	2.65	10,870.49	3,429,481.51	3,437,679.22
Managed Account Sub Total		81,435,000.00					80,622,784.62	2.26	446,192.61	80,635,684.77	80,318,510.89
Securities Sub-Total		\$81,435,000.00					\$80,622,784.62	2.26%	\$446,192.61	\$80,635,684.77	\$80,318,510.89
Accrued Interest											\$446,192.61
Total Investments											\$80,764,703.50

Bolded items are forward settling trades.

IMPORTANT DISCLOSURES

This material is based on information obtained from sources generally believed to be reliable and available to the public; however, PFM Asset Management LLC cannot guarantee its accuracy, completeness or suitability. This material is for general information purposes only and is not intended to provide specific advice or a specific recommendation. All statements as to what will or may happen under certain circumstances are based on assumptions, some, but not all of which, are noted in the presentation. Assumptions may or may not be proven correct as actual events occur, and results may depend on events outside of your or our control. Changes in assumptions may have a material effect on results. Past performance does not necessarily reflect and is not a guaranty of future results. The information contained in this presentation is not an offer to purchase or sell any securities.

- Market values that include accrued interest are derived from closing bid prices as of the last business day of the month as supplied by Interactive Data, Bloomberg, or Telerate. Where prices are not available from generally recognized sources, the securities are priced using a yield based matrix system to arrive at an estimated market value.
- In accordance with generally accepted accounting principles, information is presented on a trade date basis; forward settling purchases are included in the monthly balances, and forward settling sales are excluded.
- Performance is presented in accordance with the CFA Institute's Global Investment Performance Standards (GIPS). Unless otherwise noted, performance is shown gross of fees. Quarterly returns are presented on an unannualized basis. Returns for periods greater than one year are presented on an annualized basis. Past performance is not indicative of future returns.
- Bank of America/Merrill Lynch Indices provided by Bloomberg Financial Markets.
- Money market fund/cash balances are included in performance and duration computations.
- Standard & Poor's is the source of the credit ratings. Distribution of credit rating is exclusive of money market fund/LGIP holdings.
- Callable securities in the portfolio are included in the maturity distribution analysis to their stated maturity date, although, they may be called prior to maturity.
- MBS maturities are represented by expected average life.

GLOSSARY

- **ACCRUED INTEREST:** Interest that is due on a bond or other fixed income security since the last interest payment was made.
- **AGENCIES:** Federal agency securities and/or Government-sponsored enterprises.
- **AMORTIZED COST:** The original cost of the principal of the security is adjusted for the amount of the periodic reduction of any discount or premium from the purchase date until the date of the report. Discount or premium with respect to short-term securities (those with less than one year to maturity at time of issuance) is amortized on a straight line basis. Such discount or premium with respect to longer-term securities is amortized using the constant yield basis.
- **BANKERS' ACCEPTANCE:** A draft or bill of exchange accepted by a bank or trust company. The accepting institution guarantees payment of the bill as well as the insurer.
- **COMMERCIAL PAPER:** An unsecured obligation issued by a corporation or bank to finance its short-term credit needs, such as accounts receivable and inventory.
- **CONTRIBUTION TO DURATION:** Represents each sector or maturity range's relative contribution to the overall duration of the portfolio measured as a percentage weighting. Since duration is a key measure of interest rate sensitivity, the contribution to duration measures the relative amount or contribution of that sector or maturity range to the total rate sensitivity of the portfolio.
- **DURATION TO WORST:** A measure of the sensitivity of a security's price to a change in interest rates, stated in years, computed from cash flows to the maturity date or to the put date, whichever results in the highest yield to the investor.
- **EFFECTIVE DURATION:** A measure of the sensitivity of a security's price to a change in interest rates, stated in years.
- **EFFECTIVE YIELD:** The total yield an investor receives in relation to the nominal yield or coupon of a bond. Effective yield takes into account the power of compounding on investment returns, while nominal yield does not.
- **FDIC:** Federal Deposit Insurance Corporation. A federal agency that insures bank deposits to a specified amount.
- **INTEREST RATE:** Interest per year divided by principal amount and expressed as a percentage.
- **MARKET VALUE:** The value that would be received or paid for an investment in an orderly transaction between market participants at the measurement date.
- **MATURITY:** The date upon which the principal or stated value of an investment becomes due and payable.
- **NEGOTIABLE CERTIFICATES OF DEPOSIT:** A CD with a very large denomination, usually \$1 million or more, that can be traded in secondary markets.
- **PAR VALUE:** The nominal dollar face amount of a security.

GLOSSARY

- **PASS THROUGH SECURITY:** A security representing pooled debt obligations that passes income from debtors to its shareholders. The most common type is the mortgage-backed security.
- **REPURCHASE AGREEMENTS:** A holder of securities sells these securities to an investor with an agreement to repurchase them at a fixed price on a fixed date.
- **SETTLE DATE:** The date on which the transaction is settled and monies/securities are exchanged. If the settle date of the transaction (i.e., coupon payments and maturity proceeds) occurs on a non-business day, the funds are exchanged on the next business day.
- **TRADE DATE:** The date on which the transaction occurred; however, the final consummation of the security transaction and payment has not yet taken place.
- **UNSETTLED TRADE:** A trade which has been executed; however, the final consummation of the security transaction and payment has not yet taken place.
- **U.S. TREASURY:** The department of the U.S. government that issues Treasury securities.
- **YIELD:** The rate of return based on the current market value, the annual interest receipts, maturity value, and the time period remaining until maturity, stated as a percentage on an annualized basis.
- **YTM AT COST:** The yield to maturity at cost is the expected rate of return based on the original cost, the annual interest receipts, maturity value, and the time period from purchase date to maturity, stated as a percentage on an annualized basis.
- **YTM AT MARKET:** The yield to maturity at market is the rate of return based on the current market value, the annual interest receipts, maturity value, and the time period remaining until maturity, stated as a percentage on an annualized basis.

**CONSENT
ITEM**

2A



Inland Empire Utilities Agency
A MUNICIPAL WATER DISTRICT

**MINUTES
FINANCE AND ADMINISTRATION
COMMITTEE MEETING
INLAND EMPIRE UTILITIES AGENCY*
AGENCY HEADQUARTERS, CHINO, CA**

**WEDNESDAY, JULY 11, 2018
10:30 A.M.**

COMMITTEE MEMBERS PRESENT

Jasmin Hall, Chair
Paul Hofer

COMMITTEE MEMBERS ABSENT

None

STAFF PRESENT

Halla Razak, General Manager
Chris Berch, Executive Manager of Engineering/AGM
Kathy Besser, Executive Manager of External Affairs & Policy Development/AGM
Randy Lee, Executive Manager of Operations/AGM
Christina Valencia, Executive Manager of Finance & Administration/AGM
Javier Chagoyen-Lazaro, Manager of Finance and Accounting
Warren Green, Manager of Contracts & Procurement
John Scherck, Senior Project Manager
Travis Sprague, Senior Associate Engineer
Shaun Stone, Manager of Engineering
Wilson To, Technology Specialist II
April Woodruff, Board Secretary/Office Manager

OTHERS PRESENT

None

The meeting was called to order at 11:07 a.m. There were no public comments received or additions to the agenda.

CONSENT CALENDAR ITEMS

The Committee:

- ◆ Approved the Finance and Administration Committee meeting minutes of June 13, 2018.
- ◆ Recommended that the Board approve the total disbursements for the month of May 2018, in the amount of \$15,994,042.13.

ACTION ITEMS:

The Committee:

- ◆ Recommended that the Board ratify the purchase of Agency-wide insurance policies providing coverage through Fiscal Year 2018/19 for the following:

Excess General Liability insurance in the amount of \$398,556;
Property, Boiler & Machinery insurance in the amount of \$266,000; and
Excess Workers' Compensation insurance in the amount of \$67,865;

as a Consent Calendar Item on the July 18, 2018 Board meeting agenda.

- ◆ Recommended that the Board:

1. Award a construction contract for the RP-1 Primary Effluent Conveyance Improvements, Project No. EN15012, to Kiewit Infrastructure West Co., in the amount of \$4,519,000;
2. Approve a contract amendment to Stantec Consulting Services Inc., for engineering services during construction for the not-to-exceed amount of \$302,500; and
3. Authorize the General Manager to execute the contract and contract amendment subject to non-substantive changes;

as an Action Item on the July 18, 2018 Board meeting agenda.

- ◆ Recommended that the Board:

1. Approve budget amendments of \$450,000 for the Chino Basin Water Bank Program, Project No WR18028 and corresponding reimbursements;
2. Approve a contract amendment for professional consulting services related to Arcadis U.S., Inc. for the not-to-exceed amount of \$484,584; and
3. Authorize the General Manager to execute the contract amendment subject to non-substantive changes

as an Action Item on the July 18, 2018 Board meeting agenda.

INFORMATION ITEMS

The following information items were presented or received and filed by the Committee:

- ◆ Treasurer's Report of Financial Affairs
- ◆ Fiscal Year 2017/18 Third Quarter Budget Variance, Performance Goal Updates, and Budget Transfers

GENERAL MANAGER'S COMMENTS

General Manager Halla Razak stated that staff will be bringing the Chino Basin Conjunctive Use Environmental Water Storage/Exchange Program back to the Committees and the Board. The California Water Commission is planning to release the final funding amounts by the end of July.

COMMITTEE MEMBER COMMENTS

Further discussion ensued regarding the Prop 1 project. Director Hofer stated that he brought in copies of an article from the Wall Street Journal about the changes in the Federal EPA.

COMMITTEE MEMBER REQUESTED FUTURE AGENDA ITEMS

There were no Committee member requests for future agenda items.

With no further business, Director Hall adjourned the meeting at 11:23 a.m.

Respectfully submitted,

April Woodruff
Board Secretary/Office Manager

**A Municipal Water District*

APPROVED: AUGUST 8, 2018

**CONSENT
ITEM**

2B

Date: August 15, 2018

To: The Honorable Board of Directors

From: Halla Razak, General Manager

Committee: Finance & Administration

HR

08/08/18

Executive Contact: Christina Valencia, Executive Manager of Finance & Administration/AGM

Subject: Report on General Disbursements

Executive Summary:

Total disbursements for the month of June 2018 were \$18,474,647.05. Disbursement activity included check payments of \$6,149,440.87 to vendors and \$2,000.35 for worker's compensation related costs. Electronic payments included Automated Clearing House (ACH) of \$3,326,070.38 and wire transfers (excluding payroll) of \$7,570,687.83. Total payroll was \$1,419,738.05 for employees and \$6,709.57 for the Board of Directors.

Staff's Recommendation:

1. Approve the total disbursements for the month of June 2018, in the amount of \$18,474,647.05.

Budget Impact *Budgeted* (Y/N): N *Amendment* (Y/N): N *Amount for Requested Approval:*

Account/Project Name:

Fiscal Impact (explain if not budgeted):

Prior Board Action:

None.

Environmental Determination:

Not Applicable

Business Goal:

The report on general disbursements is consistent with the Agency's Business Goal of Fiscal Responsibility in providing financial reporting that accounts for general disbursements associated with operating requirements.

Attachments:

Attachment 1 - Background

Attachment 2 - Details of General Disbursements

Background

Subject: Report on General Disbursements

Table 1 summarizes the disbursements detailed in each of the six attachments affixed to this letter. Table 2 lists the disbursements in excess of an aggregated \$500,000 per vendor, and is presented in largest to smallest dollar value.

Table 1: Disbursement Details

Attachment	Payment Type	Amount
2A	Vendor Checks	\$ 6,149,440.87
2B	Workers' Comp Checks	\$ 2,000.35
2C	Vendor ACHs	\$ 3,326,070.38
2D	Vendor Wires (excludes Payroll)	\$ 7,570,687.83
2E	Payroll-Net Pay-Directors	\$ 6,709.57
2F	Payroll-Net Pay-Employees	\$ 1,419,738.05
Total Disbursements		\$18,474,647.05

Table 2: Disbursements in Excess of \$500,000 per Vendor

Vendor	Amount	Description
MWD	\$ 4,219,250.33	March 2018 Water Purchases
CALPERS	\$ 2,000,000.00	CalPERS OPEB Unfunded Liability
SWRCB	\$ 1,616,720.97	SRF Rpymt #13 C064846-140 SRF Rpymt #10 C064899-110
GENESIS CONSTRUCTION	\$ 793,837.00	PA17006.02-Agency-Wide Aeration - 4/18 Pay Est 3 & 5/18 Pay Est 4
PARSONS WATER & INFRASTRUCTURE	\$ 767,702.69	EN19001-RP-5 Expansion to 30 mgd / EN19006 - RP5 Bio-Solids Facility - 4/7-5/4 Prof Svcs
PERS	\$ 638,793.38	06/18 Health Ins / P/R 12, 13 Def Comp
JF SHEA CONSTRUCTION	\$ 597,206.39	EN17110.01-5/18 RP-4 Trident Filters Rehabilitation - Pay Est 3
IRS	\$ 576,231.06	P/R 12, 13: Dir 006 Payroll Taxes

Attachment 2A

Vendor Checks

Inland Empire Util. Agency
 Chino, CA
 Company code 1000

Check Register
 CBB Disbursement Account - June 2018

07/14/2018 / 16:18:42
 User: CCAMPBELL
 Page: 1

Bank		CITIZENS BUSINESS BANK		ONTARIO CA 917610000		
Bank Key		122234149				
Acct number		CHECK 231167641				
Check						
Check number from to	Payment	Pmnt date	Crcy	Amount paid (FC)	Recipient/void reason code	Enca./void
224340	2200091486	06/07/2018	USD	5,316.57	10-8 RETROFIT INC ONTARIO CA	06/20/2018
224341	2200091433	06/07/2018	USD	1,520.41	AIRGAS WEST INC PASADENA CA	06/11/2018
224342	2200091502	06/07/2018	USD	188.02	AMERICAN HERITAGE LIFE INSURANDALLAS TX	06/21/2018
224343	2200091471	06/07/2018			voided by PJACKSON - Printed incorrectly	06/13/2018
224344	2200091472	06/07/2018	USD	3,140.00	AMP MECHANICAL INC COSTA MESA CA	06/12/2018
224345	2200091427	06/07/2018	USD	235.24	APPLIED INDUSTRIAL TECHNOLOGIEPASADENA CA	06/11/2018
224346	2200091476	06/07/2018	USD	276.77	ASAP INDUSTRIAL SUPPLY FONTANA CA	06/12/2018
224347	2200091449	06/07/2018	USD	32.00	ASSOC SAN BERNARDINO CNTY SPECSAN BERNARDINO CA	06/25/2018
224348	2200091478	06/07/2018	USD	581.53	AUTOZONE INC ATLANTA GA	06/12/2018
224349	2200091481	06/07/2018	USD	1,192.49	BERLIN PACKAGING LLC CHICAGO IL	06/12/2018
224350	2200091500	06/07/2018	USD	1,422.15	BURRTEC WASTE INDUSTRIES INC FONTANA CA	06/13/2018
224351	2200091440	06/07/2018	USD	85.00	CALIF WATER ENVIRONMENT ASSOC OAKLAND CA	06/15/2018
224352	2200091483	06/07/2018	USD	8,076.42	CALIFORNIA WATER TECHNOLOGIES, PASADENA CA	06/11/2018
224353	2200091513	06/07/2018	USD	331.17	CAMACHO, MICHAEL CHINO HILLS CA	06/11/2018
224354	2200091509	06/07/2018	USD	147.63	CARL H TAYLOR III CRYSTAL RIVER FL	06/12/2018
224355	2200091448	06/07/2018	USD	311,213.56	CAROLLO ENGINEERS INC SALT LAKE CITY UT	06/12/2018
224356	2200091456	06/07/2018	USD	5,861.00	CASC ENGINEERING AND CONSULTINGCOLTON CA	06/13/2018
224357	2200091469	06/07/2018	USD	2,777.89	CINTAS CORPORATION LOC#150 PHOENIX AZ	06/14/2018
224358	2200091507	06/07/2018	USD	394.50	CITY EMPLOYEES ASSOCIATES LONG BEACH CA	06/12/2018
224359	2200091495	06/07/2018	USD	1,040.71	CITY OF CHINO CHINO CA	06/13/2018
224360	2200091423	06/07/2018	USD	21.91	CITY RENTALS INC ONTARIO CA	06/14/2018
224361	2200091473	06/07/2018	USD	5,454.51	CRB SECURITY SOLUTIONS WESTMINSTER CA	06/13/2018
224362	2200091463	06/07/2018	USD	1,340.83	CS-AMSCO HUNTINGTON BEACH CA	06/14/2018
224363	2200091496	06/07/2018	USD	222.65	CUCAMONGA VALLEY WATER DISTRICTLOS ANGELES CA	06/12/2018
224364	2200091475	06/07/2018	USD	1,140.00	DAVID WHEELER'S PEST CONTROL, NORCO CA	06/12/2018
224365	2200091460	06/07/2018	USD	281.23	DELL SERVICE SALES OAKLAND CA	06/11/2018
224366	2200091458	06/07/2018	USD	2,452.11	DESERT PUMPS AND PARTS INC BELLA VISTA AR	06/14/2018
224367	2200091454	06/07/2018	USD	30,409.48	DUDEK & ASSOCIATES INC ENCINITAS CA	06/12/2018
224368	2200091425	06/07/2018	USD	456.31	FISHER SCIENTIFIC LOS ANGELES CA	06/11/2018
224369	2200091499	06/07/2018	USD	1,002.34	FONTANA WATER COMPANY FONTANA CA	06/13/2018
224370	2200091506	06/07/2018	USD	473.38	FRANCHISE TAX BOARD SACRAMENTO CA	06/22/2018
224371	2200091501	06/07/2018	USD	1,057.28	FRONTIER COMMUNICATIONS CORP CINCINNATI OH	06/13/2018
224372	2200091494	06/07/2018	USD	35,365.00	GARRAIT CALLAHAN COMPANY BURLINGAME CA	06/13/2018
224373	2200091468	06/07/2018	USD	9,380.18	GEL CONSULTANTS INC BOSTON MA	06/12/2018
224374	2200091490	06/07/2018	USD	7,640.00	GILLIS + PANICHAPAN ARCHITECTSCOOSTA MESA CA	06/12/2018
224375	2200091434	06/07/2018	USD	4,570.78	GRAINGER PALATINE IL	06/13/2018
224376	2200091459	06/07/2018	USD	2,303.15	HACH COMPANY CHICAGO IL	06/11/2018
224377	2200091512	06/07/2018	USD	35.92	HAWES, STEPHANIE CHINO HILLS CA	06/20/2018
224378	2200091426	06/07/2018	USD	481.64	HOME DEPOT CREDIT SERVICES PHOENIX AZ	06/12/2018
224379	2200091503	06/07/2018	USD	51.00	INLAND EMPIRE UNITED WAY RANCHO CUCAMONGA CA	06/11/2018
224380	2200091465	06/07/2018	USD	4,197.95	KAESER COMPRESSORS FREDERICKSBURG VA	06/12/2018
224381	2200091493	06/07/2018	USD	43,796.39	KEARNS & WEST SAN FRANCISCO CA	06/13/2018
224382	2200091477	06/07/2018	USD	160.72	KIM'S MASTER AUTO REPAIR CHINO CA	06/12/2018
224383	2200091443	06/07/2018	USD	4,274.57	KONICA MINOLTA BUSINESS SOLUTTI PASADENA CA	06/11/2018

Bank		CBB		CITIZENS BUSINESS BANK		ONTARIO CA 917610000	
Bank Key		122234149					
Acct number		CHECK		231167641			
Check							
Check number from to	Payment	Prnt date	Crcy	Amount paid (FC)	Recipient/void reason code	Enca./void	
224384	2200091487	06/07/2018	USD	545.32	MANAGED MOBILE INC PLACENTIA CA		
224385	2200091474	06/07/2018	USD	500.00	MARS ENVIRONMENTAL INC YORBA LINDA CA		06/13/2018
224386	2200091479	06/07/2018	USD	3,208.45	MICROAGE PHOENIX AZ		06/15/2018
224387	2200091428	06/07/2018	USD	607.21	MINE SAFETY APPLIANCES CO PITTSBURGH PA		06/14/2018
224388	2200091438	06/07/2018	USD	1,447.57	MISCO WATER FOOTHILL RANCH CA		06/11/2018
224389	2200091461	06/07/2018	USD	1,700.00	O S T S INC CHINO CA		06/11/2018
224390	2200091424	06/07/2018	USD	574.61	OFFICE DEPOT PHOENIX AZ		06/12/2018
224391	2200091455	06/07/2018	USD	3,249.26	PANTHER PROTECTION ORANGE CA		06/14/2018
224392	2200091508	06/07/2018	USD	248.50	PATRICK W HUNTER PHELAN CA		06/12/2018
224393	2200091505	06/07/2018	USD	96.54	PERS LONG TERM CARE PROGRAM PASADENA CA		06/13/2018
224394	2200091437	06/07/2018	USD	380.47	PHELPS INDUSTRIAL PRODUCTS INCLAUREL MD		06/11/2018
224395	2200091491	06/07/2018	USD	1,595.00	PRO-CRAFT CONSTRUCTION INC REDLANDS CA		06/13/2018
224396	2200091492	06/07/2018	USD	28,754.17	PRUFTECHNIK INC PITTSBURGH PA		06/12/2018
224397	2200091429	06/07/2018	USD	541.76	RAMONA TIRE & SERVICE CENTERS HEMET CA		06/12/2018
224398	2200091430	06/07/2018	USD	290.50	RAYNE WATER CONDITIONING COVINA CA		06/18/2018
224399	2200091484	06/07/2018	USD	1,000.00	RM ARCHITECTURE IRVINE CA		06/11/2018
224400	2200091462	06/07/2018	USD	19,835.69	RMC WATER AND ENVIRONMENT BOSTON MA		06/12/2018
224401	2200091445	06/07/2018	USD	700.00	RMS ENGINEERING & DESIGN CORONA DEL MAR CA		
224402	2200091431	06/07/2018	USD	11,335.94	ROYAL INDUSTRIAL SOLUTIONS LOS ANGELES CA		06/12/2018
224403	2200091466	06/07/2018	USD	1,887.41	RSD LAKE FOREST CA		06/11/2018
224404	2200091451	06/07/2018	USD	5,000.00	SAN BERNARDINO COUNTY SAN BERNARDINO CA		06/11/2018
224405	2200091452	06/07/2018	USD	3,000.00	SAN BERNARDINO COUNTY SAN BERNARDINO CA		06/15/2018
224406	2200091511	06/07/2018	USD	110.00	SAVAVONG, KEVIN CHINO HILLS CA		06/15/2018
224407	2200091441	06/07/2018	USD	3,698.23	SIGMA-ALDRICH INC ATLANTA GA		06/15/2018
224408	2200091510	06/07/2018	USD	101.37	SKINNER, JOHN CHINO HILLS CA		06/13/2018
224409	2200091497	06/07/2018	USD	51,453.38	SO CALIF EDISON ROSEMEAD CA		07/11/2018
224410	2200091498	06/07/2018	USD	1,435.48	SO CALIF GAS MONTEREY PARK CA		06/11/2018
224411	2200091436	06/07/2018	USD	514.44	SOUTH COAST AQMD LOS ANGELES CA		06/18/2018
224412	2200091464	06/07/2018	USD	69,712.42	STANIEC CONSULTING INC CHICAGO IL		06/11/2018
224413	2200091482	06/07/2018	USD	18,568.00	STATEWIDE TRAFFIC SAFETY AND SLOS ANGELES CA		06/11/2018
224414	2200091489	06/07/2018	USD	798.54	STORETRIEVE LLC PASADENA CA		06/11/2018
224415	2200091435	06/07/2018	USD	2,206.17	SUNRISE COLLISION CENTER FONTANA CA		06/15/2018
224416	2200091442	06/07/2018	USD	1,777.53	TELEDYNE INSTRUMENTS INC CHICAGO IL		06/11/2018
224417	2200091485	06/07/2018	USD	30.00	THE SHREDDERS LOS ANGELES CA		06/13/2018
224418	2200091446	06/07/2018	USD	150.00	TRI STATE ENVIRONMENTAL SAN BERNARDINO CA		06/13/2018
224419	2200091470	06/07/2018	USD	18,197.98	U S BANK ST LOUIS MO		06/18/2018
224420	2200091453	06/07/2018	USD	257.00	U S HEALTHWORKS MEDICAL GROUP LOS ANGELES CA		06/11/2018
224421	2200091447	06/07/2018	USD	924.84	ULTRA SCIENTIFIC NORIH KINGSTOWN RI		06/13/2018
224422	2200091432	06/07/2018	USD	472.00	UNDERGROUND SERVICE ALERT/SC CORONA CA		06/12/2018
224423	2200091504	06/07/2018	USD	243.33	US DEPARTMENT OF EDUCATION ATLANTA GA		06/18/2018
224424	2200091480	06/07/2018	USD	10,680.00	UTILLIQUEST LLC ATLANTA GA		06/11/2018
224425	2200091450	06/07/2018	USD	7,187.76	VERIZON WIRELESS DALLAS TX		06/13/2018
224426	2200091488	06/07/2018	USD	6,217.25	VIRAMONTES EXPRESS INC CORONA CA		06/25/2018
224427	2200091457	06/07/2018	USD	89,127.68	W A RASIC CONSTRUCTION CO INC LONG BEACH CA		06/13/2018

Inland Empire Util. Agency
 Chino, CA
 Company code 1000

Check Register
 CEB Disbursement Account - June 2018

07/14/2018 / 16:18:42
 User: CCAMPBEL
 Page: 3

Bank		CEB CITIZENS BUSINESS BANK		ONTARIO CA 917610000		
Bank Key		122234149				
Acct number		CHECK 231167641				
Check						
Check number from to	Payment	Pmnt date	Crcy	Amount paid (FC)	Recipient/void reason code	Enca./void
224428	2200091444	06/07/2018	USD	3,715.19	WASTE MANAGEMENT OF LOS ANGELES CA	06/12/2018
224429	2200091439	06/07/2018	USD	2,087.00	WATER EDUCATION FOUNDATION SACRAMENTO CA	06/13/2018
224430	2200091467	06/07/2018	USD	2,350.00	ZASIO ENTERPRISES INC EAGLE ID	06/13/2018
224431	2200091589	06/14/2018	USD	1,772.19	10-8 RETROFIT INC ONTARIO CA	06/20/2018
224432	2200091596	06/14/2018	USD	4,581.00	AHAMAD HARB TORRANCE CA	07/02/2018
224433	2200091586	06/14/2018	USD	29,700.70	ALTA PACIFIC BANK TEMECULA CA	06/19/2018
224434	2200091574	06/14/2018	USD	5,947.10	AMP MECHANICAL INC COSTA MESA CA	06/18/2018
224435	2200091550	06/14/2018	USD	98.07	APPLIED INDUSTRIAL TECHNOLOGIEPASADENA CA	06/18/2018
224436	2200091575	06/14/2018	USD	329.55	ASAP INDUSTRIAL SUPPLY FONTANA CA	06/19/2018
224437	2200091581	06/14/2018	USD	265.05	BAY CITY ELECTRIC WORKS POWAY CA	06/20/2018
224438	2200091610	06/14/2018	USD	58.32	BOUCHAN, ARIN CHINO HILLS CA	06/19/2018
224439	2200091583	06/14/2018	USD	17,341.79	BRIGHTVIEW LANDSCAPE SERVICES PASADENA CA	06/18/2018
224440	2200091585	06/14/2018	USD	17,092.87	BUSINESS CARD WILMINGTON DE	06/18/2018
224441	2200091562	06/14/2018	USD	15,273.00	CALIFORNIA BOILER INC HUNTINGTON BEACH CA	06/18/2018
224442	2200091573	06/14/2018	USD	8,000.00	CALIFORNIA STRATEGIES LLC SACRAMENTO CA	06/20/2018
224443	2200091584	06/14/2018	USD	31,388.89	CALIFORNIA WATER TECHNOLOGIES, PASADENA CA	06/18/2018
224444	2200091557	06/14/2018	USD	123,307.06	CAROLLO ENGINEERS INC SALT LAKE CITY UT	06/19/2018
224445	2200091565	06/14/2018	USD	12,036.86	CASC ENGINEERING AND CONSULTINGCOLTON CA	06/20/2018
224446	2200091564	06/14/2018	USD	174.24	CHINO VALLEY UNIFIED SCHOOL DICHINO CA	06/19/2018
224447	2200091571	06/14/2018	USD	2,714.51	CINTAS CORPORATION LOC#150 PHOENIX AZ	06/22/2018
224448	2200091556	06/14/2018	USD	370.44	CITY OF CHINO CHINO CA	06/27/2018
224449	2200091597	06/14/2018	USD	533.60	CITY OF CHINO CHINO CA	06/18/2018
224450	2200091547	06/14/2018	USD	206.20	CITY RENTALS INC ONTARIO CA	06/20/2018
224451	2200091595	06/14/2018	USD	51,787.00	COMPLETE PAPERLESS SOLUTIONS LANAHEIM CA	06/18/2018
224452	2200091579	06/14/2018	USD	16,701.46	CONSERV CONSTRUCTION INC MENIFEE CA	06/18/2018
224453	2200091599	06/14/2018	USD	55.20	CUCAMONGA VALLEY WATER DISTRICTLOS ANGELES CA	06/19/2018
224454	2200091572	06/14/2018	USD	1,866.95	CUMMINS PACIFIC LLC LOS ANGELES CA	06/19/2018
224455	2200091587	06/14/2018	USD	225.00	DAVIS BARBER PRODUCTIONS INC FULLERTON CA	06/18/2018
224456	2200091554	06/14/2018	USD	165.03	DME INC SANTA FE SPRINGS CA	06/19/2018
224457	2200091592	06/14/2018	USD	44,354.93	DXP ENTERPRISES INC DALLAS TX	06/18/2018
224458	2200091558	06/14/2018	USD	627.47	ENVIRONMENTAL EXPRESS CHARLESTON SC	06/20/2018
224459	2200091548	06/14/2018	USD	3,016.98	FISHER SCIENTIFIC LOS ANGELES CA	06/18/2018
224460	2200091576	06/14/2018	USD	11,610.15	FLEXIM AMERICAS CORPORATION EDGEWOOD NY	06/19/2018
224461	2200091604	06/14/2018	USD	5,041.85	FRONTIER COMMUNICATIONS CORP CINCINNATI OH	06/22/2018
224462	2200091570	06/14/2018	USD	53,909.00	GET CONSULTANTS INC BOSTON MA	06/19/2018
224463	2200091578	06/14/2018	USD	1,248.00	GHD PASADENA CA	06/18/2018
224464	2200091553	06/14/2018	USD	4,050.33	GRAINGER PALATINE IL	06/20/2018
224465	2200091549	06/14/2018	USD	314.03	HOME DEPOT CREDIT SERVICES PHOENIX AZ	06/21/2018
224466	2200091561	06/14/2018	USD	2,097.41	HORIZON TECHNOLOGY SALEM NH	06/22/2018
224467	2200091594	06/14/2018	USD	3,859.61	HOWDEN ROOTS LLC CONNERSVILLE IN	06/18/2018
224468	2200091568	06/14/2018	USD	165.84	I D SYSTEMS & SUPPLIES CO LOMITA CA	06/29/2018
224469	2200091605	06/14/2018	USD	10.00	IGNACIO, JOEL CHINO HILLS CA	
224470	2200091566	06/14/2018	USD	8,142.87	INNOVATIVE FEDERAL STRATEGIES WASHINGTON DC	06/20/2018
224471	2200091593	06/14/2018	USD	15,526.43	INTERA INCORPORATED AUSTIN TX	06/20/2018

Bank		CBB		CITIZENS BUSINESS BANK		ONTARIO CA 91761000	
Bank Key		122234149					
Acct number		CHECK		231167641			
Check							
Check number from to	Payment	Pmnt date	Crcy	Amount paid (FC)	Recipient/void reason code	Enca./void	
224472	2200091588	06/14/2018	USD	500.00	JUAN F ZAMORA MURRIETA CA		
224473	2200091577	06/14/2018	USD	162.25	KIM'S MASTER AUTO REPAIR CHINO CA		06/18/2018
224474	2200091560	06/14/2018	USD	3,366.72	LEE & RO INC CITY OF INDUSTRY CA		06/25/2018
224475	2200091603	06/14/2018	USD	951.54	LEVEL 3 COMMUNICATIONS LLC DENVER CO		06/20/2018
224476	2200091555	06/14/2018	USD	630.24	MAG SYSTEMS INC MONROVIA CA		06/19/2018
224477	2200091590	06/14/2018	USD	1,442.53	MANAGED MOBILE INC PLACENTIA CA		06/20/2018
224478	2200091611	06/14/2018	USD	25.02	MANILLA, LAURA CHINO HILLS CA		06/19/2018
224479	2200091582	06/14/2018	USD	112.00	MICROAGE PHOENIX AZ		06/18/2018
224480	2200091569	06/14/2018	USD	994.80	NATIONAL CONSTRUCTION RENTALS PACOIMA CA		06/19/2018
224481	2200091607	06/14/2018	USD	115.00	NOH, BRIAN CHINO HILLS CA		06/19/2018
224482	2200091598	06/14/2018	USD	6,914.52	ONTARIO MUNICIPAL UTILITIES COONTARIO CA		06/20/2018
224483	2200091608	06/14/2018	USD	57.44	ORTIZ, BRIAN CHINO HILLS CA		06/18/2018
224484	2200091552	06/14/2018	USD	317.43	PETTY CASH EXPENDITURES CHINO CA		06/26/2018
224485	2200091609	06/14/2018	USD	142.75	PIVOVAROFF, JASON CHINO HILLS CA		06/18/2018
224486	2200091591	06/14/2018	USD	15,722.77	PRIORITY BUILDING SERVICES LLCBREA CA		06/19/2018
224487	2200091551	06/14/2018	USD	2,577.38	ROYAL INDUSTRIAL SOLUTIONS LOS ANGELES CA		06/20/2018
224488	2200091606	06/14/2018	USD	35.97	SCHERCK, JOHN CHINO HILLS CA		06/18/2018
224489	2200091612	06/14/2018	USD	361.00	SELIO, RICHARD CHINO HILLS CA		06/29/2018
224490	2200091600	06/14/2018	USD	328,990.26	SO CALIF EDISON ROSEMEAD CA		07/02/2018
224491	2200091601	06/14/2018	USD	150.77	SO CALIF GAS MONTEREY PARK CA		06/20/2018
224492	2200091580	06/14/2018	USD	1,198.00	STAFFING NETWORK LLC CAROL STREAM IL		06/22/2018
224493	2200091567	06/14/2018	USD	1,279,103.67	SWRCB ACCOUNTING OFFICE SACRAMENTO CA		06/19/2018
224494	2200091563	06/14/2018	USD	120.00	U S HEALTHWORKS MEDICAL GROUP LOS ANGELES CA		06/21/2018
224495	2200091602	06/14/2018	USD	457.12	VERIZON BUSINESS ALBANY NY		06/18/2018
224496	2200091559	06/14/2018	USD	1,026.27	VERIZON WIRELESS DALLAS TX		06/22/2018
224497	2200091719	06/21/2018	USD	5,316.57	10-8 RETROFIT INC ONTARIO CA		06/20/2018
224498	2200091698	06/21/2018	USD	811.57	ABATIX CORPORATION SANTA FE SPRINGS CA		07/09/2018
224499	2200091665	06/21/2018	USD	713.47	ACCUSTANDARD INC NEW HAVEN CT		06/26/2018
224500	2200091693	06/21/2018	USD	445.00	ADVANCED CHEMICAL TECHNOLOGY IRANCHO CUCAMONGA CA		06/28/2018
224501	2200091711	06/21/2018	USD	5,000.00	ADVANCED RIGGERS & MILLWRIGHTSRIVERSIDE CA		06/26/2018
224502	2200091684	06/21/2018	USD	570.00	AIR RESOURCES BOARD SACRAMENTO CA		06/28/2018
224503	2200091655	06/21/2018	USD	154.38	AIRGAS WEST INC PASADENA CA		07/03/2018
224504	2200091683	06/21/2018	USD	21,414.00	ALLIANT INSURANCE SERVICES INCNEWPORT BEACH CA		06/25/2018
224505	2200091714	06/21/2018	USD	94,794.32	ALLISON MECHANICAL, INC. REDLANDS CA		06/26/2018
224506	2200091761	06/21/2018	USD	344.79	ALONSO, RON CHINO HILLS CA		06/27/2018
224507	2200091694	06/21/2018	USD	684.36	ALTA FOODCRAFT COFFEE LONG BEACH CA		06/25/2018
224508	2200091717	06/21/2018	USD	12,080.20	ALTA PACIFIC BANK TEMECULA CA		06/26/2018
224509	2200091688	06/21/2018	USD	400.00	AMP MECHANICAL INC COSTA MESA CA		06/26/2018
224510	2200091696	06/21/2018	USD	227.30	ASAP INDUSTRIAL SUPPLY FONTANA CA		06/25/2018
224511	2200091676	06/21/2018	USD	2,389.90	ASCO POWER SERVICES INC CHICAGO IL		06/26/2018
224512	2200091777	06/21/2018	USD	129.25	ASPRER, KEVIN CHINO HILLS CA		06/27/2018
224513	2200091703	06/21/2018	USD	201.51	AUTOZONE INC ATLANTA GA		06/22/2018
224514	2200091697	06/21/2018	USD	32,774.88	BAGHOUSE & INDUSTRIAL SHEET MECORONA CA		06/26/2018
224515	2200091721	06/21/2018	USD	18,003.70	BANNER BANK SACRAMENTO CA		06/26/2018

Inland Empire Util. Agency
 Chino, CA
 Company code 1000

Check Register
 CEB Disbursement Account - June 2018

07/14/2018 / 16:18:42
 User: CCAMPBRL
 Page: 5

Bank		CITIZENS BUSINESS BANK		ONTARIO CA 917610000		
Bank Key		122234149				
Acct number		CHECK 231167641				
Check						
Check number from to	Payment	Pmnt date	Crcy	Amount paid (FC)	Recipient/void reason code	Enca./void
224516	2200091754	06/21/2018	USD	350.00	BARKER, JOHN MICHAEL CHINO HILLS CA	06/27/2018
224517	2200091707	06/21/2018	USD	876.17	BERLIN PACKAGING LLC CHICAGO IL	06/27/2018
224518	2200091731	06/21/2018	USD	94,064.72	BEST CONTRACTING SERVICES INC GARDENA CA	06/26/2018
224519	2200091727	06/21/2018	USD	4,392.67	BETSY JACOBSON AND ASSOCIATES ENCINITAS CA	
224520	2200091738	06/21/2018	USD	4,297.43	BURRTEC WASTE INDUSTRIES INC FONTANA CA	06/28/2018
224521	2200091715	06/21/2018	USD	500.00	CALAFOD SACRAMENTO CA	06/28/2018
224522	2200091657	06/21/2018	USD	289.25	CALIF DEPT OF FISH AND WILDLIFSACRAMENTO CA	
224523	2200091661	06/21/2018	USD	265.00	CALIF WATER ENVIRONMENT ASSOC OAKLAND CA	06/29/2018
224524	2200091710	06/21/2018	USD	11,518.75	CALIFORNIA WATER TECHNOLOGIES,PASADENA CA	06/26/2018
224525	2200091758	06/21/2018	USD	350.00	CAMBIASO, PIETRO CHINO HILLS CA	06/22/2018
224526	2200091751	06/21/2018	USD	147.63	CARL H TAYLOR III CRYSTAL RIVER FL	06/26/2018
224527	2200091647	06/21/2018	USD	15,450.01	CH2M HILL DALLAS TX	06/26/2018
224528	2200091724	06/21/2018	USD	6,971.25	CHEMTRADE CHEMICALS US LLC PARSIPPANY NJ	07/11/2018
224529	2200091662	06/21/2018	USD	240.00	CHINO BASIN WATER CONSERVATIONMONTCCLAIR CA	06/27/2018
224530	2200091673	06/21/2018	USD	656.75	CHINO VALLEY UNIFIED SCHOOL DICHINO CA	
224531	2200091764	06/21/2018	USD	350.00	CHOU, RONALD CHINO HILLS CA	06/26/2018
224532	2200091686	06/21/2018	USD	1,353.54	CINTAS CORPORATION LOCK#150 PHOENIX AZ	06/28/2018
224533	2200091670	06/21/2018	USD	300.47	CINTAS FIRST AID & SAFETY LOCCINCINNATI OH	06/29/2018
224534	2200091748	06/21/2018	USD	394.50	CITY EMPLOYEES ASSOCIATES LONG BEACH CA	06/26/2018
224535	2200091702	06/21/2018	USD	14,150.00	CIVIC PUBLICATIONS INC LA VERNE CA	06/28/2018
224536	2200091648	06/21/2018	USD	919.93	COLE PARMER INSTRUMENT CO CHICAGO IL	06/26/2018
224537	2200091744	06/21/2018	USD	347.26	COLONIAL LIFE & ACCIDENT INSURCOLUMBIA SC	06/26/2018
224538	2200091781	06/21/2018	USD	172.00	CORREIA, DAVID CHINO HILLS CA	
224539	2200091681	06/21/2018	USD	2,275.70	CS-AMSCO HUNTINGTON BEACH CA	06/25/2018
224540	2200091753	06/21/2018	USD	152.91	DELZER, HARLAN CHINO HILLS CA	07/02/2018
224541	2200091775	06/21/2018	USD	74.00	DIAS, MICHAEL CHINO HILLS CA	
224542	2200091763	06/21/2018	USD	335.21	DIRA, RUEL CHINO HILLS CA	06/22/2018
224543	2200091732	06/21/2018	USD	4,500.00	DKF SOLUTIONS GROUP LLC VALLEJO CA	06/27/2018
224544	2200091755	06/21/2018	USD	350.00	ECHAVARRIA, CAROLYN CHINO HILLS CA	06/25/2018
224545	2200091704	06/21/2018	USD	3,248.33	ENVIRONMENTAL SCIENCE ASSOCIATEILK GROVE IL	06/28/2018
224546	2200091750	06/21/2018	USD	2,262.52	FIDELITY SECURITY LIFE INSURANCINCINNATI OH	06/28/2018
224547	2200091650	06/21/2018	USD	1,630.11	FISHER SCIENTIFIC LOS ANGELES CA	06/25/2018
224548	2200091659	06/21/2018	USD	327.63	FLW INC HUNTINGTON BEACH CA	06/25/2018
224549	2200091708	06/21/2018	USD	341.25	FONTANA UNIFIED SCHOOL DISTRICTFONTANA CA	07/02/2018
224550	2200091747	06/21/2018	USD	473.38	FRANCHISE TAX BOARD SACRAMENTO CA	07/03/2018
224551	2200091739	06/21/2018	USD	942.77	FRONTIER COMMUNICATIONS CORP CINCINNATI OH	06/28/2018
224552	2200091658	06/21/2018	USD	19,490.81	GRAINGER PALATINE IL	06/27/2018
224553	2200091712	06/21/2018	USD	157,257.50	GSE CONSTRUCTION COMPANY INC LIVERMORE CA	06/26/2018
224554	2200091728	06/21/2018	USD	232,702.02	GWINCO CONSTRUCTION & ENGINEERONTARIO CA	06/27/2018
224555	2200091785	06/21/2018	USD	300.00	HASSIS, MONICA CHINO HILLS CA	
224556	2200091766	06/21/2018	USD	150.06	HAWES, STEPHANIE CHINO HILLS CA	06/22/2018
224557	2200091730	06/21/2018	USD	82,167.29	HENKELS & MCCOY INC BLUE BELL PA	06/25/2018
224558	2200091772	06/21/2018	USD	350.00	HEREDIA, JOSE CHINO HILLS CA	06/27/2018
224559	2200091768	06/21/2018	USD	350.00	HOLGUIN, GABRIEL CHINO HILLS CA	06/27/2018

Bank		CBB		CITIZENS BUSINESS BANK		ONTARIO CA 917610000	
Bank Key		122234149					
Acct number		CHECK		231167641			
Check							
Check number from to	Payment	Print date	Crcy	Amount paid (FC)	Recipient/void reason code	Enca./void	
224560	2200091651	06/21/2018	USD	64.57	HOME DEPOT CREDIT SERVICES PHOENIX AZ		
224561	2200091663	06/21/2018	USD	70.00	IAEMA-HR RIVERSIDE CA	06/26/2018	
224562	2200091741	06/21/2018	USD	51.00	INLAND EMPIRE UNITED WAY RANCHO CUCAMONGA CA	06/27/2018	
224563	2200091664	06/21/2018	USD	597,206.39	J F SHEA CONSTRUCTION INC WALNUT CA	06/26/2018	
224564	2200091734	06/21/2018	USD	269.00	JOSHUA PAPAS CHINO HILLS CA		
224565	2200091760	06/21/2018	USD	131.39	JUAREZ, CRUZ CHINO HILLS CA		
224566	2200091679	06/21/2018	USD	300.25	JURUPA UNIFIED SCHOOL DISTRICT/JURUPA VALLEY CA		
224567	2200091713	06/21/2018	USD	7.97	LAURA LEE ZUBER RANCHO CUCAMONGA CA		
224568	2200091733	06/21/2018	USD	2,115.00	LITTLER MENDELSON PC SAN FRANCISCO CA	06/28/2018	
224569	2200091779	06/21/2018	USD	159.74	MAKOWSKI, EDWARD CHINO HILLS CA	06/26/2018	
224570	2200091720	06/21/2018	USD	187.16	MANAGED MOBILE INC PLACENTIA CA	06/26/2018	
224571	2200091752	06/21/2018	USD	384.00	MARIA FRESQUEZ N LAS VEGAS NV	07/02/2018	
224572	2200091782	06/21/2018	USD	280.59	MCCARTHY, CARINA CHINO HILLS CA	06/26/2018	
224573	2200091706	06/21/2018	USD	5,383.69	MICROAGE PHOENIX AZ	06/26/2018	
224574	2200091718	06/21/2018	USD	250.00	MICRONET COMMUNICATIONS INC PLANO TX	07/02/2018	
224575	2200091667	06/21/2018	USD	36.55	MIDPOINT BEARING ONTARIO CA	06/25/2018	
224576	2200091660	06/21/2018	USD	521.56	MISCO WATER FOOTHILL RANCH CA	07/02/2018	
224577	2200091762	06/21/2018	USD	522.24	MORGAN-PERALES, LISA CHINO HILLS CA	07/02/2018	
224578	2200091729	06/21/2018	USD	18,000.00	MUNITEMPS IMPERIAL BEACH CA	06/26/2018	
224579	2200091722	06/21/2018	USD	25,200.00	MWH CONSTRUCOTRS INC BROOMFIELD CO	06/29/2018	
224580	2200091726	06/21/2018	USD	164,260.97	MYERS AND SONS CONSTRUCTION LPSACRAMENTO CA	06/27/2018	
224581	2200091780	06/21/2018	USD	173.62	MYKITTA, RICK CHINO HILLS CA	06/29/2018	
224582	2200091677	06/21/2018	USD	13,000.00	NATIONAL THEATRE FOR CHILDREN MINNEAPOLIS MN	06/26/2018	
224583	2200091671	06/21/2018	USD	163.77	NAUMANN HOBBS MATERIAL HANDLIN/LOS ANGELES CA	06/26/2018	
224584	2200091723	06/21/2018	USD	46,361.04	NEW MILLENNIUM CONSTRUCTION CHINO HILLS CA	06/26/2018	
224585	2200091769	06/21/2018	USD	429.00	NOH, BRIAN CHINO HILLS CA	06/26/2018	
224586	2200091783	06/21/2018	USD	299.99	OELRICH, JOSHUA CHINO HILLS CA	07/05/2018	
224587	2200091649	06/21/2018	USD	793.70	OFFICE DEPOT PHOENIX AZ	06/27/2018	
224588	2200091687	06/21/2018	USD	8,779.20	OLIN CORP ATLANTA GA	06/25/2018	
224589	2200091689	06/21/2018	USD	100.00	ONTARIO INTERNATIONAL ONTARIO CA	06/26/2018	
224590	2200091735	06/21/2018	USD	294.34	ONTARIO MUNICIPAL UTILITIES COONTARIO CA	06/25/2018	
224591	2200091756	06/21/2018	USD	350.00	PADDA, KAWAL CHINO HILLS CA		
224592	2200091674	06/21/2018	USD	1,262.19	PANTHER PROTECTION ORANGE CA	06/27/2018	
224593	2200091749	06/21/2018	USD	248.50	PATRICK W HUNTER PHELAN CA	06/25/2018	
224594	2200091745	06/21/2018	USD	96.54	PERS LONG TERM CARE PROGRAM PASADENA CA	06/25/2018	
224595	2200091656	06/21/2018	USD	3,149.66	PEIE'S ROAD SERVICE FULLERTON CA	06/27/2018	
224596	2200091771	06/21/2018	USD	350.00	PIVOVAROFF, JASON CHINO HILLS CA	06/26/2018	
224597	2200091701	06/21/2018	USD	709.08	PR ELECTRONICS INC CHICAGO IL	06/26/2018	
224598	2200091725	06/21/2018	USD	1,710.20	PRO-CRAFT CONSTRUCTION INC REDLANDS CA	06/26/2018	
224599	2200091672	06/21/2018	USD	10,607.44	PSOMAS LOS ANGELES CA	06/25/2018	
224600	2200091770	06/21/2018	USD	299.99	RACZ, JASON CHINO HILLS CA	06/27/2018	
224601	2200091652	06/21/2018	USD	2,370.98	RAMONA TIRE & SERVICE CENTERS ONTARIO CA	07/06/2018	
224602	2200091774	06/21/2018	USD	130.06	REED, MICHELLE CHINO HILLS CA	06/25/2018	
224603	2200091653	06/21/2018	USD	4,394.00	RMA GROUP RANCHO CUCAMONGA CA	06/28/2018	

Inland Empire Util. Agency
 Chino, CA
 Company code 1000

Check Register
 CBB Disbursement Account - June 2018

07/14/2018 / 16:18:42
 User: CCAMPBBL
 Page: 7

Bank		CITIZENS BUSINESS BANK		ONTARIO CA 917610000		
Bank Key	CBB	122234149				
Acct number	CHECK	231167641				
Check						
Check number from to	Payment	Pmnt date	Crcy	Amount paid (FC)	Recipient/void reason code	Enca./void
224604	2200091680	06/21/2018	USD	46,818.16	RMC WATER AND ENVIRONMENT BOSTON MA	06/26/2018
224605	2200091654	06/21/2018	USD	2,137.68	ROYAL INDUSTRIAL SOLUTIONS LOS ANGELES CA	06/25/2018
224606	2200091682	06/21/2018	USD	2,502.16	RSO LAKE FOREST CA	06/25/2018
224607	2200091695	06/21/2018	USD	1,000.00	SAN BERNARDINO CITY SCHOOL DISSAN BERNARDINO CA	07/11/2018
224608	2200091767	06/21/2018	USD	43.60	SCHERCK, JOHN CHINO HILLS CA	
224609	2200091691	06/21/2018	USD	988.00	SCREENVISION DIRECT ROCHESTER NY	06/26/2018
224610	2200091685	06/21/2018	USD	29,815.27	SCW CONTRACTING CORPORATION FALLBROOK CA	06/28/2018
224611	2200091773	06/21/2018	USD	350.00	SETYADI, NAGORO CHINO HILLS CA	06/26/2018
224612	2200091740	06/21/2018	USD	628.44	SHERIFF'S COURT SERVICES SAN BERNARDINO CA	07/02/2018
224613	2200091784	06/21/2018	USD	14.76	SHOAF, SUSANNAH CHINO HILLS CA	06/25/2018
224614	2200091778	06/21/2018	USD	350.00	SMITH, JASON D CHINO HILLS CA	06/28/2018
224615	2200091759	06/21/2018	USD	350.00	SMITH, STEVEN CHINO HILLS CA	06/25/2018
224616	2200091736	06/21/2018	USD	359.71	SO CALIF EDISON ROSEMEAD CA	06/27/2018
224617	2200091737	06/21/2018	USD	47.65	SO CALIF GAS MONTEREY PARK CA	06/29/2018
224618	2200091776	06/21/2018	USD	67.00	SPEARS, JIM CHINO HILLS CA	07/05/2018
224619	2200091705	06/21/2018	USD	5,690.50	STAFFING NETWORK LLC CAROL STREAM IL	06/26/2018
224620	2200091757	06/21/2018	USD	323.23	SWEZEY, TOM CHINO HILLS CA	07/02/2018
224621	2200091668	06/21/2018	USD	2,155.54	TELEDYNE INSTRUMENTS INC CHICAGO IL	06/26/2018
224622	2200091690	06/21/2018	USD	16,578.17	THOMAS HARDER & CO INC ANAHEIM CA	07/02/2018
224623	2200091765	06/21/2018	USD	350.00	TRAN, VINCENT CHINO HILLS CA	06/26/2018
224624	2200091666	06/21/2018	USD	885.43	ULTRA SCIENTIFIC NORTH KINGSTOWN RI	06/27/2018
224625	2200091692	06/21/2018	USD	14,487.30	US BANK VOYAGER FLEET SYSTEMS KANSAS CITY MO	06/26/2018
224626	2200091743	06/21/2018	USD	243.33	US DEPARIKMENT OF EDUCATION ATLANTA GA	06/29/2018
224627	2200091716	06/21/2018	USD	90.33	VALTIERRA PRODUCTS LLC MISSION HILLS CA	06/26/2018
224628	2200091669	06/21/2018	USD	7,368.89	VERTIZON WIRELESS DALLAS TX	06/28/2018
224629	2200091700	06/21/2018	USD	798.00	VISSER BUS SERVICES INC RANCHO CUCAMONGA CA	06/29/2018
224630	2200091675	06/21/2018	USD	56,470.46	W A BASIC CONSTRUCTION CO INC LONG BEACH CA	06/26/2018
224631	2200091786	06/21/2018	USD	300.00	WANG, HERCULES CHINO HILLS CA	
224632	2200091742	06/21/2018	USD	2,591.65	WESTERN DENTAL PLAN ORANGE CA	06/27/2018
224633	2200091746	06/21/2018	USD	50.00	WILCO LIFE INSURANCE COMPANY ATLANTA GA	06/29/2018
224634	2200091699	06/21/2018			voided by KMCCHRIS - Wrong Payee	06/26/2018
224635	2200091709	06/21/2018	USD	10,685.46	YELLOW JACKET DRILLING SERVICEPHOENIX AZ	06/26/2018
224636	2200091678	06/21/2018	USD	6,592.06	YORK EMPLOYMENT SERVICES INC ONTARIO CA	07/02/2018
224637	2200091946	06/28/2018	USD	3,694.84	ACCURATE AIR ENGINEERING INC CERRITOS CA	07/03/2018
224638	2200091948	06/28/2018	USD	416.37	ACCUSTANDARD INC NEW HAVEN CT	07/05/2018
224639	2200091947	06/28/2018	USD	1,791.45	AGILENT TECHNOLOGIES INC LOS ANGELES CA	07/02/2018
224640	2200091936	06/28/2018	USD	28.38	AIRGAS WEST INC PASADENA CA	07/02/2018
224641	2200091988	06/28/2018	USD	4,273.72	ALLIED UNIVERSAL SECURITY SERVVPASADENA CA	07/02/2018
224642	2200091944	06/28/2018	USD	643.21	AMERICAN COMPRESSOR CO SANTA FE SPRINGS CA	07/03/2018
224643	2200091989	06/28/2018	USD	150.00	AMERICAN SOCIETY OF CIVIL ENGRIRIVERSIDE CA	
224644	2200091955	06/28/2018	USD	32.00	ASSOC SAN BERNARDINO CNTY SPECSAN BERNARDINO CA	
224645	2200091997	06/28/2018	USD	1,831.64	AUTOZONE INC ATLANTA GA	07/03/2018
224646	2200092034	06/28/2018	USD	70.89	BECKER, NIKI CHINO HILLS CA	07/05/2018
224647	2200091963	06/28/2018	USD	355.47	BOOT BARN INC IRVINE CA	07/05/2018

Bank	CBB	CITIZENS BUSINESS BANK				
Bank Key	122234149			ONTARIO CA 917610000		
Acct number	CHECK	231167641				
Check						
Check number from to	Payment	Pmnt date	Crcy	Amount paid (FC)	Recipient/void reason code	Enca./void
224648	2200092023	06/28/2018	USD	183.34	BREIG, ANNA VICTORVILLE CA	07/05/2018
224649	2200092000	06/28/2018	USD	19,813.79	BRIGHTVIEW LANDSCAPE SERVICES PASADENA CA	07/02/2018
224650	2200092001	06/28/2018	USD	11,333.76	CALIFORNIA WATER TECHNOLOGIES, PASADENA CA	07/02/2018
224651	2200091950	06/28/2018	USD	46,420.47	CAROLLO ENGINEERS INC SALT LAKE CITY UT	07/09/2018
224652	2200091966	06/28/2018	USD	30,397.68	CASC ENGINEERING AND CONSULTING COLTON CA	07/05/2018
224653	2200091960	06/28/2018	USD	85.00	CHAMPION AWARDS & SPECIALTIES RANCHO CUCAMONGA CA	07/09/2018
224654	2200091943	06/28/2018	USD	675.00	CHINO BASIN WATER CONSERVATION MONTCLAIR CA	
224655	2200091949	06/28/2018	USD	50.00	CHINO CREEK TOASTMASTER CLUB CHINO HILLS CA	
224656	2200091964	06/28/2018	USD	5,686.75	CHINO MFG & REPAIR INC CHINO CA	07/05/2018
224657	2200091982	06/28/2018	USD	2,386.17	CINTAS CORPORATION LOC#150 PHOENIX AZ	07/06/2018
224658	2200091959	06/28/2018	USD	2,490.28	CINTAS FIRST AID & SAFETY LOC CINCINNATI OH	07/02/2018
224659	2200091956	06/28/2018	USD	4,484.56	CITY TOOL WORKS INC ONTARIO CA	07/03/2018
224660	2200091992	06/28/2018	USD	23,019.00	CIVIC PUBLICATIONS INC LA VERNE CA	
224661	2200092002	06/28/2018	USD	7,396.70	CIVILTEC ENGINEERING, INC. MONROVIA CA	07/03/2018
224662	2200091993	06/28/2018	USD	7,403.00	CONSERV CONSTRUCTION INC MENIFEE CA	07/02/2018
224663	2200092020	06/28/2018	USD	1,859.94	COVERKING ANAHEIM CA	07/02/2018
224664	2200091975	06/28/2018	USD	3,470.63	CS-AMSCO HUNTINGTON BEACH CA	07/09/2018
224665	2200091965	06/28/2018	USD	11,271.75	DUDEK & ASSOCIATES INC ENCINITAS CA	07/05/2018
224666	2200092013	06/28/2018	USD	4,875.00	ELECTRIC SERVICE & SUPPLY PASADENA CA	07/05/2018
224667	2200091995	06/28/2018	USD	5,044.63	ELECTRO-CHEMICAL DEVICES, INC ANAHEIM CA	07/03/2018
224668	2200092007	06/28/2018	USD	356.20	ENVIRONMENTAL EXPRESS INC ATLANTA GA	07/06/2018
224669	2200091998	06/28/2018	USD	5,597.18	ENVIRONMENTAL SCIENCE ASSOCIATE TEL GROVE IL	07/06/2018
224670	2200091996	06/28/2018	USD	1,550.00	EPI-USE AMERICA INC ATLANTA GA	
224671	2200091994	06/28/2018	USD	2,260.00	EUROFINS EATON ANALYTICAL LLC GRAPEVINE TX	07/03/2018
224672	2200092005	06/28/2018	USD	30,974.56	FERREIRA COASTAL CONSTRUCTION BRANCHBURG NJ	07/03/2018
224673	2200092006	06/28/2018	USD	2,531.63	FILARSKY & WATT LLP MANHATTAN BEACH CA	07/05/2018
224674	2200091930	06/28/2018	USD	711.81	FISHER SCIENTIFIC LOS ANGELES CA	07/02/2018
224675	2200092027	06/28/2018	USD	299.00	FLORIO, JONATHAN D CHINO HILLS CA	07/05/2018
224676	2200091940	06/28/2018	USD	156.64	FONTANA HERALD NEWS FONTANA CA	07/03/2018
224677	2200092012	06/28/2018	USD	8,560.00	GILLIS + PANICHAPAN ARCHITECTS COSTA MESA CA	07/03/2018
224678	2200091971	06/28/2018	USD	4,473.75	GOLDEN STATE LABOR COMPLIANCE PALMDALE CA	07/09/2018
224679	2200091939	06/28/2018	USD	259.21	GRAINGER PALATINE IL	07/03/2018
224680	2200092033	06/28/2018	USD	108.78	GUPTA, NEETU CHINO HILLS CA	
224681	2200091970	06/28/2018	USD	1,606.90	HACH COMPANY CHICAGO IL	07/02/2018
224682	2200091942	06/28/2018	USD	28,352.40	HDR INC CHICAGO IL	07/02/2018
224683	2200092026	06/28/2018	USD	499.68	HOBBS, DIANA APPLE VALLEY CA	07/03/2018
224684	2200091931	06/28/2018	USD	39.62	HOME DEPOT CREDIT SERVICES PHOENIX AZ	07/05/2018
224685	2200092024	06/28/2018	USD	499.68	HORNE, WILLIAM YUCCA VALLEY CA	07/02/2018
224686	2200091973	06/28/2018	USD	8,000.00	INNOVATIVE FEDERAL STRATEGIES WASHINGTON DC	07/09/2018
224687	2200091976	06/28/2018	USD	500.00	INSIDE PLANTS INC CORONA CA	07/03/2018
224688	2200091991	06/28/2018	USD	326.94	KIM'S MASTER AUTO REPAIR CHINO CA	07/05/2018
224689	2200092009	06/28/2018	USD	240.60	MANAGED MOBILE INC PLACENTIA CA	07/02/2018
224690	2200091987	06/28/2018	USD	346.32	MARS ENVIRONMENTAL INC ANAHEIM CA	07/09/2018
224691	2200091962	06/28/2018	USD	650.50	MCCROMETER INC CHICAGO IL	07/02/2018

Inland Empire Util. Agency
 Chino, CA
 Company code 1000

Check Register
 CBB Disbursement Account - June 2018

07/14/2018 / 16:18:42
 User: CCAMPBEL
 Page: 9

Bank		CBB	CITIZENS BUSINESS BANK		ONTARIO CA 917610000		
Bank Key		122234149					
Acct number		CHECK	231167641				
Check							
Check number from to	Payment	Pmnt date	Crcy	Amount paid (FC)	Recipient/void reason code	Enca./void	
224692	2200092019	06/28/2018	USD	1,666.87	MEANS CONSULTING LLC NEWPORT BEACH CA		
224693	2200092025	06/28/2018	USD	826.04	MILLER, ELMER L BLUE JAY CA		07/03/2018
224694	2200091977	06/28/2018	USD	25,000.00	MONTE VISTA WATER DISTRICT MONTCLAIR CA		07/03/2018
224695	2200091986	06/28/2018	USD	2,841.60	NATIONAL CINEMEDIA LLC CENTENNIAL CO		07/05/2018
224696	2200091981	06/28/2018	USD	211.55	NATIONAL CONSTRUCTION RENTALS PACOIMA CA		07/03/2018
224697	2200091961	06/28/2018	USD	1,728.31	NALMANN HOBBS MATERIAL HANDLINLOS ANGELES CA		07/03/2018
224698	2200091937	06/28/2018	USD	683.22	PETE'S ROAD SERVICE FULLERTON CA		07/05/2018
224699	2200091938	06/28/2018	USD	716.36	PETTY CASH EXPENDITURES CHINO CA		07/02/2018
224700	2200092032	06/28/2018	USD	117.61	PIVOVAROFF, JASON CHINO HILLS CA		
224701	2200092008	06/28/2018	USD	32,087.00	PLANETBIDS INC WOODLAND HILLS CA		07/06/2018
224702	2200092017	06/28/2018	USD	160.00	RANCHO DEL CHINO ROTARY OPERATCHINO CA		07/10/2018
224703	2200091929	06/28/2018	USD	8.89	REM LOCK & KEY ONTARIO CA		07/06/2018
224704	2200091985	06/28/2018	USD	863.57	READY REFRESH BY NESTLE LOUISVILLE KY		07/06/2018
224705	2200091933	06/28/2018	USD	2,990.00	RMA GROUP RANCHO CUCAMONGA CA		07/10/2018
224706	2200092031	06/28/2018	USD	123.61	ROBSON, PAT CHINO HILLS CA		07/10/2018
224707	2200091958	06/28/2018	USD	3,959.19	SAN BERNARDINO COUNTY SAN BERNARDINO CA		07/06/2018
224708	2200091980	06/28/2018	USD	3,408.65	SANTA ANA WATERSHED ASSOCIATIONIVERSIDE CA		07/10/2018
224709	2200091968	06/28/2018	USD	14,092.86	SFE GLOBAL BELLINGHAM WA		07/11/2018
224710	2200092021	06/28/2018	USD	28,078.62	SO CALIF EDISON ROSEMEAD CA		07/05/2018
224711	2200092022	06/28/2018	USD	22.11	SO CALIF GAS MONTEREY PARK CA		07/06/2018
224712	2200091945	06/28/2018	USD	1,654.14	SOLINST CANADA LTD GEORGETOWN ON		07/10/2018
224713	2200091934	06/28/2018	USD	547.00	SOUTHWEST ALARM SERVICE UPLAND CA		07/03/2018
224714	2200091999	06/28/2018	USD	898.50	STAFFING NETWORK LLC ITASCA IL		07/06/2018
224715	2200091978	06/28/2018	USD	142,286.85	STANTEC CONSULTING INC CHICAGO IL		07/02/2018
224716	2200091979	06/28/2018	USD	13,173.00	THE AUSTIN COMPANY CLEVELAND OH		07/03/2018
224717	2200091952	06/28/2018	USD	20.00	THREE VALLEYS MWD CLAREMONT CA		07/02/2018
224718	2200092004	06/28/2018	USD	102,113.25	TITUS INDUSTRIAL GROUP INC PRINEVILLE OR		07/03/2018
224719	2200091954	06/28/2018	USD	11,101.83	TOM DODSON & ASSOCIATES SAN BERNARDINO CA		07/03/2018
224720	2200092029	06/28/2018	USD	84.00	TRAN, VINCENT CHINO HILLS CA		07/03/2018
224721	2200092028	06/28/2018	USD	55.59	TRAUGOTT, JEFF CHINO HILLS CA		07/05/2018
224722	2200092003	06/28/2018	USD	375.00	TRUPEPI SMITH AND ASSOCIATES ITUSTIN CA		07/10/2018
224723	2200092010	06/28/2018	USD	12,585.00	VARITECH SYSTEMS INC BATON ROUGE LA		07/03/2018
224724	2200091957	06/28/2018	USD	225.55	VERIZON WIRELESS DALLAS TX		07/03/2018
224725	2200091967	06/28/2018	USD	16,067.23	W A RASIC CONSTRUCTION CO INC LONG BEACH CA		07/03/2018
224726	2200092018	06/28/2018	USD	21,083.13	WESTIN TECHNOLOGY SOLUTIONS LIMILWAUKEE WI		07/03/2018
224727	2200091990	06/28/2018	USD	57,335.84	XYLEM DEWATERING SOLUTIONS INCHICAGO IL		07/06/2018
224728	2200092030	06/28/2018	USD	1,739.99	YIM, BRADLEY CHINO HILLS CA		07/10/2018
224729	2200091972	06/28/2018	USD	1,745.90	YORK EMPLOYMENT SERVICES, INC SAN FRANCISCO CA		07/06/2018
224730	2200091953	06/28/2018	USD	1,147.91	YSI INCORPORATED CINCINNATI OH		07/02/2018
224731	2200092039	06/28/2018	USD	337,617.30	SWRCB ACCOUNTING OFFICE SACRAMENTO CA		07/05/2018
* Payment method Check			USD	6,149,440.87			

Total of all entries

Check Register
CEB Disbursement Account - June 2018

07/14/2018 / 16:18:42
User: CCAMPBELL
Page: 10

Check number from to	Payment	Pmnt date	Crcy	Amount paid (FC)	Recipient/void reason code	Enca./void
**			USD	6,149,440.87		

Attachment 2B

Workers' Comp Checks

Inland Empire Util. Agency
 Chino, CA
 Company code 1000

Check Register
 CBB Workers Comp Account - June 2018

07/14/2018 / 16:17:01
 User: CCAMPBELL
 Page: 1

Bank		CBB		CITIZENS BUSINESS BANK		ONTARIO CA 917610000	
Bank Key		122234149					
Acct number		WCOMP		231159290			
Checks created manually							
Check number from to	Payment	Print date	Crcy	Amount paid (FC)	Recipient/void reason code	Enca./void	
04964	2200091622	06/06/2018	USD	44.91	YORK RISK SERVICES GROUP INC RANCHO CUCAMONGA CA		
04965	2200092041	06/13/2018	USD	352.90	YORK RISK SERVICES GROUP INC RANCHO CUCAMONGA CA	06/21/2018	
04966	2200092042	06/13/2018	USD	665.80	YORK RISK SERVICES GROUP INC RANCHO CUCAMONGA CA	06/18/2018	
04967	2200092043	06/13/2018	USD	148.84	YORK RISK SERVICES GROUP INC RANCHO CUCAMONGA CA	06/18/2018	
04968	2200092044	06/13/2018	USD	12.00	YORK RISK SERVICES GROUP INC RANCHO CUCAMONGA CA	06/18/2018	
04969	2200092045	06/13/2018	USD	84.53	YORK RISK SERVICES GROUP INC RANCHO CUCAMONGA CA	06/18/2018	
04970	2200092046	06/13/2018	USD	45.00	YORK RISK SERVICES GROUP INC RANCHO CUCAMONGA CA	06/18/2018	
04971	2200092047	06/13/2018	USD	15.27	YORK RISK SERVICES GROUP INC RANCHO CUCAMONGA CA	06/18/2018	
04972	2200092048	06/13/2018	USD	9.00	YORK RISK SERVICES GROUP INC RANCHO CUCAMONGA CA	06/18/2018	
04973	2200092049	06/20/2018	USD	149.33	YORK RISK SERVICES GROUP INC RANCHO CUCAMONGA CA	06/18/2018	
04974	2200092050	06/27/2018	USD	11.79	YORK RISK SERVICES GROUP INC RANCHO CUCAMONGA CA	06/25/2018	
04975	2200092051	06/27/2018	USD	448.98	YORK RISK SERVICES GROUP INC RANCHO CUCAMONGA CA		
04976	2200092052	06/27/2018	USD	12.00	YORK RISK SERVICES GROUP INC RANCHO CUCAMONGA CA		
* Payment method Checks created manually			USD	2,000.35			

Total of all entries

Check Register
CEB Workers Comp Account - June 2018

07/14/2018 / 16:17:01
User: CCAMPBEL
Page: 2

Check number from to	Payment	Pmnt date	Crcy	Amount paid (FC)	Recipient/void reason code	Enca./void
**			USD	2,000.35		

Attachment 2C

Vendor ACHs

Check	Payee / Description	Amount
ACH	ICMA RETIREMENT TRUST 457 P/R 12 6/8 Deferred Comp Ded	HR 0069200 19,370.98
	ICMA RETIREMENT TRUST 457	\$ 19,370.98
ACH	LINCOLN NATIONAL LIFE INS CO P/R 12 6/8 Deferred Comp Ded	HR 0069200 17,724.95
	LINCOLN NATIONAL LIFE INS CO	\$ 17,724.95
ACH	ICMA RETIREMENT TRUST 401 P/R 12 6/8 Exec Deferred Comp	HR 0069200 7,655.23
	ICMA RETIREMENT TRUST 401	\$ 7,655.23
ACH	AQUA BEN CORPORATION DAFT-9,200 Lbs Hydrofloc 748E	37348 8,326.92
	AQUA BEN CORPORATION	\$ 8,326.92
ACH	HASCO OIL COMPANY, INC. RP5-Mobil SHC 630	0218499-IN 4,258.87
	HASCO OIL COMPANY, INC.	\$ 4,258.87
ACH	UNIVAR USA INC TP1-13,215 Lbs Sodium Bisulfite CCWRP-13,120 Lbs Sodium Bisulfite	LA637347 2,853.59 LA636822 2,833.12
	UNIVAR USA INC	\$ 5,686.71
ACH	WAXIE SANITARY SUPPLY Degreaser Towels, Paper Towels, Liners, Toilet Paper,	77423037 151.58 77404868 3,346.64
	WAXIE SANITARY SUPPLY	\$ 3,498.22
ACH	WESTERN MUNICIPAL WATER DISTRI WR16011-4/1-4/30 7,489 Sprinkler Nozzles IEUA-1566	32,730.50
	WESTERN MUNICIPAL WATER DISTRI\$	32,730.50
ACH	OLIN CORP TP1-4,708 Gals Sodium Hypochlorite TP1-4,662 Gals Sodium Hypochlorite CCWRP-4,956 Gals Sodium Hypochlorite TP1-4,876 Gals Sodium Hypochlorite TP1-4,948 Gals Sodium Hypochlorite TP1-4,942 Gals Sodium Hypochlorite TP1-4,976 Gals Sodium Hypochlorite CCWRP-3,062 Gals Sodium Hypochlorite TP1-4,944 Gals Sodium Hypochlorite TP1-4,940 Gals Sodium Hypochlorite RP4-4,674 Gals Sodium Hypochlorite	2502652 2,777.72 2506609 2,750.58 2506610 2,924.04 2507106 2,876.84 2506117 2,919.32 2505508 2,915.78 2504105 2,935.84 2504104 1,806.58 2503451 2,916.96 2503085 2,914.60 2501780 2,757.66
	OLIN CORP	\$ 30,495.92
ACH	DAVE'S PLUMBING	

Check	Payee / Description	Amount
	2 Water Softener Removal 5/2018 5188	490.00
	DAVE'S PLUMBING \$	490.00
ACH	ADVANCED ENVIRONMENTAL COMPLIA EN24001-Odor Control Sample Test Plan 7405	8,080.00
	ADVANCED ENVIRONMENTAL COMPLIA\$	8,080.00
ACH	DOWNS ENERGY RP1-Diesl Fuel,Ultra Low Sulfur Diesel 1 0233810-IN	7,290.40
	DOWNS ENERGY \$	7,290.40
ACH	AMAZON BUSINESS iphone Chrgr,Trvl Pwr Wll Chrgr,Plg Adpt 1WNK-CMVV-WKJ 92.91 Electrical Safety Handbook 1GC9-M91P-7VL 171.77 20 Pack Water Nozzle Yard Sprinkler 1LNQ-G9TF-PHG 70.81	335.49
	AMAZON BUSINESS \$	335.49
ACH	AMERICAN OFFICE PROFESSIONALS 4 Toner Cartridges 1649	398.68
	AMERICAN OFFICE PROFESSIONALS \$	398.68
ACH	SHELL ENERGY NORTH AMERICA LP 4/18 Gas Cmmnty-Core,2/18 Adj 1100002880304	1,724.62
	SHELL ENERGY NORTH AMERICA LP \$	1,724.62
ACH	SOLAR STAR CALIFORNIA V LLC RP1-4/1-4/30 2450 Phila St M0616-2031220 4,068.89 RP1-4/1-4/30 2450 Phila St M0615-2031219 24,294.15 RP5/TP5/HQA/B-4/1-4/30 6075 Kimball Ave M0614-2031218 15,752.02 CCWRP/TP/RWPS-4/1-4/30 14950 Telephone A M0613-2031217 9,943.93	54,058.99
	SOLAR STAR CALIFORNIA V LLC \$	54,058.99
ACH	IEUA EMPLOYEES' ASSOCIATION P/R DIR 6 6/8 Employee Ded HR 0069300 12.00 P/R 12 6/8 Employee Ded HR 0069200 204.00	216.00
	IEUA EMPLOYEES' ASSOCIATION \$	216.00
ACH	IEUA SUPERVISORS UNION ASSOCIA P/R 12 6/8 Employee Ded HR 0069200 345.00	345.00
	IEUA SUPERVISORS UNION ASSOCIA\$	345.00
ACH	IEUA GENERAL EMPLOYEES ASSOCIA P/R 12 6/8 Employee Ded HR 0069200 1,131.60	1,131.60
	IEUA GENERAL EMPLOYEES ASSOCIA\$	1,131.60
ACH	IEUA PROFESSIONAL EMPLOYEES AS P/R 12 6/8 Employee Ded HR 0069200 490.00	490.00
	IEUA PROFESSIONAL EMPLOYEES AS\$	490.00

Check	Payee / Description	Amount
ACH	DISCOVERY BENEFITS INC P/R 12 6/8 Cafeteria Plan	HR 0069200 3,519.54
	DISCOVERY BENEFITS INC	\$ 3,519.54
ACH	ELIE, STEVE MlgReim-5/18 Meetings-Elie,S	MLG 5/18 46.98
	ELIE, STEVE	\$ 46.98
ACH	HALL, JASMIN Hall,J-ExpRpt-5/5-5/10/18 ACWA Conf MlgReim-5/18 Meetings-Hall,J	5/8/18 ACWA 999.18 MLG 5/18 76.57
	HALL, JASMIN	\$ 1,075.75
ACH	PARKER, KATI MlgReim-5/18 Meetings-Parker,K	MLG 5/18 76.95
	PARKER, KATI	\$ 76.95
ACH	NAPA GENUINE PARTS COMPANY ES5000 Boospac	4584-253010 161.61
	NAPA GENUINE PARTS COMPANY	\$ 161.61
ACH	SANTA ANA WATERSHED Direct Discharge, Emergency Discharge Pe 9282 April 2018 Truck Discharge 9270 April 2018 Service 9276	7,100.00 2,372.40 116,196.05
	SANTA ANA WATERSHED	\$ 125,668.45
ACH	INGERSOLL RAND COMPANY Element, Filer, 10 Micron	24432904 202.29
	INGERSOLL RAND COMPANY	\$ 202.29
ACH	GENESIS CONSTRUCTION PA17006.02-4/18 Pay Est 3	PE 3-PA17006. 564,313.30
	GENESIS CONSTRUCTION	\$ 564,313.30
ACH	SUNGARD AVAILABILITY SERVICES 7/18 Disaster Recovery Svc 6/18 Disaster Recovery Svc	152688006 4,152.00 152686733 4,152.00
	SUNGARD AVAILABILITY SERVICES	\$ 8,304.00
ACH	ARCADIS U.S., INC. WR18028-4/2018 Professional Services	0908590 31,075.79
	ARCADIS U.S., INC.	\$ 31,075.79
ACH	AMAZON BUSINESS Klein Tools Assmbed Conduit Bender #512 Humdty Dta Logr Kit, ProDta Logr CD Hex Bit Socket Set	11RR-NP1J-HTR 93.65 17KX-DKKN-6JJ 375.19 13XV-N91L-JDF 21.90

Check	Payee / Description	Amount
	Klein Tools Gear Wrench Metric Ratcheting Wrench Set Dewalt Screw Lock 30pc set Adapter 1/4 & 3/8 Drive Torx Bit 11pc set	1WLC-H34N-KL7 59.34 1QYD-TYMY-F3H 2,263.04 1FNT-NRFF-XT1 15.69 17QG-F93L-C6F 35.35 1FNT-NRFF-WXN 31.99 ----- AMAZON BUSINESS \$ 2,896.15
ACH	ICMA RETIREMENT TRUST 457 P/R 113 6/14 Deferred Comp Ded	HR 0069400 100.00 ----- ICMA RETIREMENT TRUST 457 \$ 100.00
ACH	ICMA RETIREMENT TRUST 457 P/R 13 6/22/18 Deferred Comp Ded	HR 0069500 19,066.05 ----- ICMA RETIREMENT TRUST 457 \$ 19,066.05
ACH	LINCOLN NATIONAL LIFE INS CO P/R 13 6/22/18 Deferred Comp Ded	HR 0069500 17,676.26 ----- LINCOLN NATIONAL LIFE INS CO \$ 17,676.26
ACH	ICMA RETIREMENT TRUST 401 P/R 13 6/22/18 Exec Deferred Comp	HR 0069500 7,801.07 ----- ICMA RETIREMENT TRUST 401 \$ 7,801.07
ACH	AQUA BEN CORPORATION DAFT-16,100 Lbs Hydrofloc 748E	37406 14,572.11 ----- AQUA BEN CORPORATION \$ 14,572.11
ACH	NAPA GENUINE PARTS COMPANY Floor Mat-2Pc RUBBK	4584-253671 484.71 ----- NAPA GENUINE PARTS COMPANY \$ 484.71
ACH	WAXIE SANITARY SUPPLY Dixie Perfectouch Dixie Lid-Dome Fits	77458486 592.63 77449306 175.98 ----- WAXIE SANITARY SUPPLY \$ 768.61
ACH	GENESIS CONSTRUCTION PA17006.02-5/18 Pay Est 4	PE 4-PA17006. 229,523.70 ----- GENESIS CONSTRUCTION \$ 229,523.70
ACH	AGRICULTURAL RESOURCES 7/18 Wtr Quality Consult	7/18 WTR QLTY 3,500.00 ----- AGRICULTURAL RESOURCES \$ 3,500.00
ACH	CHINO BASIN DESALTER AUTHORITY EN16021-USBR #R15AC00059 Invoice #2	R15AC00059 #2 28,296.10 ----- CHINO BASIN DESALTER AUTHORITY\$ 28,296.10

Check	Payee / Description	Amount
ACH	INLAND EMPIRE REGIONAL 5/18 Biosolids	90022259 322,225.12
	INLAND EMPIRE REGIONAL	\$ 322,225.12
ACH	PEST OPTIONS INC May 2018 Weed Abatement Services	299823 3,064.95
	PEST OPTIONS INC	\$ 3,064.95
ACH	GK & ASSOCIATES 46-2054-4/18 Prof Svcs	18-031 1,632.00
	GK & ASSOCIATES	\$ 1,632.00
ACH	TRIBOLOGIK CORPORATION Oil Analysis	44414 90.00
	Oil Analysis	44415 420.00
	TRIBOLOGIK CORPORATION	\$ 510.00
ACH	KEMP BROS CONSTRUCTION INC EN15008-5/18 Pay Est 21	PE 21-EN15008 342,070.39
	KEMP BROS CONSTRUCTION INC	\$ 342,070.39
ACH	AMAZON BUSINESS Operation Wstewater Trtment Plants Vlume	1WGX-7FYD-G4M 106.41
	Logitech MX Master 25 Wireless Mouse, Fil	13VR-JYCV-P4W 404.95
	MyLifeUNIT Corner Rnder Punch 5mm, Blue	1DYV-QJH1-QPY 22.20
	RP-175' Resin Wicker Hose, Bx Hideway Rel,	1WH3-3DHJ-Q6Y 56.85
	Misc Tools	1KQ1-V1P9-97H 468.42
	Reversible Wrench Set	1RPD-RQ96-WGF 237.08
	Dewalt 1/2 6PT Standard Socket 7/16	166Q-Y6Y4-3NF 5.84
	Legacy Ball Foot Air Chuck Female Zinc	16MR-9HPT-76T 11.41
	OrangeA 86PC Tap, Die Set, Metric Tool Set	1DPG-KFJ3-PLV 111.99
	3PC Bit Bull CHIB3943 Mini Brush Plstic	1DPG-KFJ3-LF1 4.00
	1 Klein Tool Set1, 3 Klein Screwdriver S	1QYD-TYMY-FTW 827.09
	888308 Ricoh High Yild Blc Tner Crtrge, L	1KQ1-V1P9-J3L 154.24
	Toner 2Blc and 1 Cyan Toner	1DYV-QJH1-RWR 79.00
	AMAZON BUSINESS	\$ 2,489.48
ACH	AMERICAN OFFICE PROFESSIONALS Service Call HP CP4005	1661 89.95
	AMERICAN OFFICE PROFESSIONALS	\$ 89.95
ACH	CDM CONSTRUCTORS INC EN13016.03-5/18 Pay Est 4	PE 4-EN13016. 24,201.72
	EN13016.04-5/18 Pay Est 8	PE 8-EN13016. 162,202.33
	CDM CONSTRUCTORS INC	\$ 186,404.05
ACH	EHS INTERNATIONAL INC 5/2018 Defensive Driver Training Classes 3-17252	3,340.00
	EHS INTERNATIONAL INC	\$ 3,340.00

Check	Payee / Description	Amount
ACH	IEUA EMPLOYEES' ASSOCIATION P/R 13 6/22/18 Employee Ded HR 0069500	207.00
	IEUA EMPLOYEES' ASSOCIATION \$	207.00
ACH	IEUA SUPERVISORS UNION ASSOCIA P/R 13 6/22/18 Employee Ded HR 0069500	345.00
	IEUA SUPERVISORS UNION ASSOCIA\$	345.00
ACH	IEUA GENERAL EMPLOYEES ASSOCIA P/R 13 6/22/18 Employee Ded HR 0069500 1,106.60 P/R 113 6/14/18 Employee Ded HR 0069400 12.50	1,119.10
	IEUA GENERAL EMPLOYEES ASSOCIA\$	1,119.10
ACH	IEUA PROFESSIONAL EMPLOYEES AS P/R 13 6/22/18 Employee Ded HR 0069500	500.00
	IEUA PROFESSIONAL EMPLOYEES AS\$	500.00
ACH	DISCOVERY BENEFITS INC P/R 13 6/22/18 Cafeteria Plan HR 0069500	3,519.54
	DISCOVERY BENEFITS INC \$	3,519.54
ACH	STONE, SHAUN Reim-SCDCA Certificate Renewal 2018 C-62902 2018	116.00
	STONE, SHAUN \$	116.00
ACH	Inland Empire Reg. Composting 3/18 O&M Expenses SAP0318-IEUAO	71.30
	Inland Empire Reg. Composting \$	71.30
ACH	PREFERRED BENEFIT INSURANCE 6/18 Agency Dental Plan EIA24681	16,592.80
	PREFERRED BENEFIT INSURANCE \$	16,592.80
ACH	DISCOVERY BENEFITS INC May 2018 Admin Fees 0000883800-IN	190.00
	DISCOVERY BENEFITS INC \$	190.00
ACH	ESTRADA, JIMMIE J Reim Monthly Health Prem HEALTH PREM	499.68
	ESTRADA, JIMMIE J \$	499.68
ACH	LICHTI, ALICE Reim Monthly Health Prem HEALTH PREM	183.34
	LICHTI, ALICE \$	183.34
ACH	MORASSE, EDNA Reim Monthly Health Prem HEALTH PREM	183.34

Check	Payee / Description	Amount
	MORASSE, EDNA	\$ 183.34
ACH	NOWAK, THEO T Reim Monthly Health Prem	HEALTH PREM 499.68
	NOWAK, THEO T	\$ 499.68
ACH	SONNENBURG, ILSE Reim Monthly Health Prem	HEALTH PREM 183.34
	SONNENBURG, ILSE	\$ 183.34
ACH	DYKSTRA, BETTY Reim Monthly Health Prem	HEALTH PREM 183.34
	DYKSTRA, BETTY	\$ 183.34
ACH	TORRES, ROBERT G Reim Monthly Health Prem	HEALTH PREM 183.34
	TORRES, ROBERT G	\$ 183.34
ACH	MUELLER, CAROLYN Reim Monthly Health Prem	HEALTH PREM 183.34
	MUELLER, CAROLYN	\$ 183.34
ACH	GRIFFIN, GEORGE Reim Monthly Health Prem	HEALTH PREM 183.34
	GRIFFIN, GEORGE	\$ 183.34
ACH	CANADA, ANGELA Reim Monthly Health Prem	HEALTH PREM 183.34
	CANADA, ANGELA	\$ 183.34
ACH	CUPERSMITH, LEIZAR Reim Monthly Health Prem	HEALTH PREM 183.34
	CUPERSMITH, LEIZAR	\$ 183.34
ACH	DELGADO-ORAMAS JR, JOSE Reim Monthly Health Prem	HEALTH PREM 316.34
	DELGADO-ORAMAS JR, JOSE	\$ 316.34
ACH	GRANGER, BRANDON Reim Monthly Health Prem	HEALTH PREM 158.17
	GRANGER, BRANDON	\$ 158.17
ACH	GADDY, CHARLES L Reim Monthly Health Prem	HEALTH PREM 158.17
	GADDY, CHARLES L	\$ 158.17
ACH	BAKER, CHRIS Reim Monthly Health Prem	HEALTH PREM 25.17

Check	Payee / Description	Amount
	BAKER, CHRIS	\$ 25.17
ACH	WEBB, DANNY C Reim Monthly Health Prem	HEALTH PREM 133.00
	WEBB, DANNY C	\$ 133.00
ACH	HUMPHREYS, DEBORAH E Reim Monthly Health Prem	HEALTH PREM 158.17
	HUMPHREYS, DEBORAH E	\$ 158.17
ACH	MOUAT, FREDERICK W Reim Monthly Health Prem	HEALTH PREM 158.17
	MOUAT, FREDERICK W	\$ 158.17
ACH	MORGAN, GARTH W Reim Monthly Health Prem	HEALTH PREM 133.00
	MORGAN, GARTH W	\$ 133.00
ACH	ALLINGHAM, JACK Reim Monthly Health Prem	HEALTH PREM 25.17
	ALLINGHAM, JACK	\$ 25.17
ACH	MAZUR, JOHN Reim Monthly Health Prem	HEALTH PREM 491.57
	MAZUR, JOHN	\$ 491.57
ACH	RUDDER, LARRY Reim Monthly Health Prem	HEALTH PREM 25.17
	RUDDER, LARRY	\$ 25.17
ACH	HAMILTON, MARIA Reim Monthly Health Prem	HEALTH PREM 133.00
	HAMILTON, MARIA	\$ 133.00
ACH	PICENO, TONY Reim Monthly Health Prem	HEALTH PREM 183.34
	PICENO, TONY	\$ 183.34
ACH	RAMOS, CAROL Reim Monthly Health Prem	HEALTH PREM 25.17
	RAMOS, CAROL	\$ 25.17
ACH	FISHER, JAY Reim Monthly Health Prem	HEALTH PREM 133.00
	FISHER, JAY	\$ 133.00
ACH	KING, PATRICK	

Check	Payee / Description		Amount
	Reim Monthly Health Prem	HEALTH PREM	25.17
	KING, PATRICK	\$	25.17
ACH	HOWARD, ROBERT JAMES Reim Monthly Health Prem	HEALTH PREM	25.17
	HOWARD, ROBERT JAMES	\$	25.17
ACH	DIETZ, JUDY Reim Monthly Health Prem	HEALTH PREM	133.00
	DIETZ, JUDY	\$	133.00
ACH	DAVIS, GEORGE Reim Monthly Health Prem	HEALTH PREM	25.17
	DAVIS, GEORGE	\$	25.17
ACH	MONZAVI, TAGHI Reim Monthly Health Prem	HEALTH PREM	25.17
	MONZAVI, TAGHI	\$	25.17
ACH	PETERSEN, KENNETH Reim Monthly Health Prem	HEALTH PREM	183.34
	PETERSEN, KENNETH	\$	183.34
ACH	TRAUTERMAN, HELEN Reim Monthly Health Prem	HEALTH PREM	183.34
	TRAUTERMAN, HELEN	\$	183.34
ACH	TIEGS, KATHLEEN Reim Monthly Health Prem	HEALTH PREM	959.04
	TIEGS, KATHLEEN	\$	959.04
ACH	DIGGS, GEORGE Reim Monthly Health Prem	HEALTH PREM	499.68
	DIGGS, GEORGE	\$	499.68
ACH	HAYES, KENNETH Reim Monthly Health Prem	HEALTH PREM	499.68
	HAYES, KENNETH	\$	499.68
ACH	HUNTON, STEVE Reim Monthly Health Prem	HEALTH PREM	158.17
	HUNTON, STEVE	\$	158.17
ACH	RODRIGUEZ, LOUIS Reim Monthly Health Prem	HEALTH PREM	158.17
	RODRIGUEZ, LOUIS	\$	158.17

Check	Payee / Description	Amount
ACH	VARBEL, VAN Reim Monthly Health Prem	HEALTH PREM 642.70
	VARBEL, VAN	\$ 642.70
ACH	CLIFTON, NEIL Reim Monthly Health Prem	HEALTH PREM 509.70
	CLIFTON, NEIL	\$ 509.70
ACH	DELGADO, FRANCOIS Reim Monthly Health Prem	HEALTH PREM 133.00
	DELGADO, FRANCOIS	\$ 133.00
ACH	WELLMAN, JOHN THOMAS Reim Monthly Health Prem	HEALTH PREM 642.70
	WELLMAN, JOHN THOMAS	\$ 642.70
ACH	SPEARS, SUSAN Reim Monthly Health Prem	HEALTH PREM 25.17
	SPEARS, SUSAN	\$ 25.17
ACH	TROXEL, WYATT Reim Monthly Health Prem	HEALTH PREM 183.34
	TROXEL, WYATT	\$ 183.34
ACH	CORLEY, WILLIAM Reim Monthly Health Prem	HEALTH PREM 491.57
	CORLEY, WILLIAM	\$ 491.57
ACH	CALLAHAN, CHARLES Reim Monthly Health Prem	HEALTH PREM 345.53
	CALLAHAN, CHARLES	\$ 345.53
ACH	LESNIAKOWSKI, NORBERT Reim Monthly Health Prem	HEALTH PREM 183.34
	LESNIAKOWSKI, NORBERT	\$ 183.34
ACH	VER STEEG, ALLEN J Reim Monthly Health Prem	HEALTH PREM 478.53
	VER STEEG, ALLEN J	\$ 478.53
ACH	HACKNEY, GARY Reim Monthly Health Prem	HEALTH PREM 479.52
	HACKNEY, GARY	\$ 479.52
ACH	CAREL, LARRY Reim Monthly Health Prem	HEALTH PREM 25.17
	CAREL, LARRY	\$ 25.17

Check	Payee / Description	Amount
ACH	TOL, HAROLD Reim Monthly Health Prem	HEALTH PREM 183.34
	TOL, HAROLD	\$ 183.34
ACH	BANKSTON, GARY Reim Monthly Health Prem	HEALTH PREM 533.80
	BANKSTON, GARY	\$ 533.80
ACH	ATWATER, RICHARD Reim Monthly Health Prem	HEALTH PREM 133.00
	ATWATER, RICHARD	\$ 133.00
ACH	FIESTA, PATRICIA Reim Monthly Health Prem	HEALTH PREM 491.57
	FIESTA, PATRICIA	\$ 491.57
ACH	DIGGS, JANET Reim Monthly Health Prem	HEALTH PREM 632.68
	DIGGS, JANET	\$ 632.68
ACH	CARAZA, TERESA Reim Monthly Health Prem	HEALTH PREM 188.35
	CARAZA, TERESA	\$ 188.35
ACH	ANDERSON, JOHN Reim Monthly Health Prem	HEALTH PREM 499.68
	ANDERSON, JOHN	\$ 499.68
ACH	SANTA CRUZ, JACQUELYN Reim Monthly Health Prem	HEALTH PREM 866.84
	SANTA CRUZ, JACQUELYN	\$ 866.84
ACH	HECK, ROSELYN Reim Monthly Health Prem	HEALTH PREM 25.17
	HECK, ROSELYN	\$ 25.17
ACH	SOPICKI, LEO Reim Monthly Health Prem	HEALTH PREM 316.34
	SOPICKI, LEO	\$ 316.34
ACH	GOSE, ROSEMARY Reim Monthly Health Prem	HEALTH PREM 133.00
	GOSE, ROSEMARY	\$ 133.00
ACH	KEHL, BARRETT Reim Monthly Health Prem	HEALTH PREM 133.00

Check	Payee / Description	Amount
	KEHL, BARRETT	\$ 133.00
ACH	RITCHIE, JANN Reim Monthly Health Prem	HEALTH PREM 133.00
	RITCHIE, JANN	\$ 133.00
ACH	LONG, ROCKWELL DEE Reim Monthly Health Prem	HEALTH PREM 509.70
	LONG, ROCKWELL DEE	\$ 509.70
ACH	FATTAHI, MIR Reim Monthly Health Prem	HEALTH PREM 133.00
	FATTAHI, MIR	\$ 133.00
ACH	VERGARA, FLORENTINO Reim Monthly Health Prem	HEALTH PREM 316.34
	VERGARA, FLORENTINO	\$ 316.34
ACH	ROGERS, SHIRLEY Reim Monthly Health Prem	HEALTH PREM 183.34
	ROGERS, SHIRLEY	\$ 183.34
ACH	WALL, DAVID Reim Monthly Health Prem	HEALTH PREM 321.35
	WALL, DAVID	\$ 321.35
ACH	CHUNG, MICHAEL Reim Monthly Health Prem	HEALTH PREM 158.17
	CHUNG, MICHAEL	\$ 158.17
ACH	ADAMS, PAMELA Reim Monthly Health Prem	HEALTH PREM 183.34
	ADAMS, PAMELA	\$ 183.34
ACH	BLASINGAME, MARY Reim Monthly Health Prem	HEALTH PREM 509.70
	BLASINGAME, MARY	\$ 509.70
ACH	ANDERSON, KENNETH Reim Monthly Health Prem	HEALTH PREM 158.17
	ANDERSON, KENNETH	\$ 158.17
ACH	MOE, JAMES Reim Monthly Health Prem	HEALTH PREM 25.17
	MOE, JAMES	\$ 25.17
ACH	POLACEK, KEVIN Reim Monthly Health Prem	HEALTH PREM 835.51

Check	Payee / Description	Amount
	POLACEK, KEVIN	\$ 835.51
ACH	ELROD, SONDR Reim Monthly Health Prem	HEALTH PREM 321.35
	ELROD, SONDR	\$ 321.35
ACH	FRAZIER, JACK Reim Monthly Health Prem	HEALTH PREM 200.40
	FRAZIER, JACK	\$ 200.40
ACH	HOAK, JAMES Reim Monthly Health Prem	HEALTH PREM 133.00
	HOAK, JAMES	\$ 133.00
ACH	DEZHAM, PARIVASH Reim Monthly Health Prem	HEALTH PREM 200.40
	DEZHAM, PARIVASH	\$ 200.40
ACH	FOLEY III, DANIEL J. Reim Monthly Health Prem	HEALTH PREM 188.35
	FOLEY III, DANIEL J.	\$ 188.35
ACH	CLEVELAND, JAMES Reim Monthly Health Prem	HEALTH PREM 133.00
	CLEVELAND, JAMES	\$ 133.00
ACH	LANGNER, CAMERON Reim Monthly Health Prem	HEALTH PREM 666.86
	LANGNER, CAMERON	\$ 666.86
ACH	HAMILTON, LEANNE Reim Monthly Health Prem	HEALTH PREM 188.35
	HAMILTON, LEANNE	\$ 188.35
ACH	HOOSHMAND, RAY Reim Monthly Health Prem	HEALTH PREM 133.00
	HOOSHMAND, RAY	\$ 133.00
ACH	SCHLAPKOHL, JACK Reim Monthly Health Prem	HEALTH PREM 133.00
	SCHLAPKOHL, JACK	\$ 133.00
ACH	POOLE, PHILLIP Reim Monthly Health Prem	HEALTH PREM 188.35
	POOLE, PHILLIP	\$ 188.35
ACH	ADAMS, BARBARA	

Check	Payee / Description		Amount
	Reim Monthly Health Prem	HEALTH PREM	158.17
	ADAMS, BARBARA	\$	158.17
ACH	RUESCH, GENECE Reim Monthly Health Prem	HEALTH PREM	539.33
	RUESCH, GENECE	\$	539.33
ACH	VANDERPOOL, LARRY Reim Monthly Health Prem	HEALTH PREM	533.80
	VANDERPOOL, LARRY	\$	533.80
ACH	AMBROSE, JEFFREY Reim Monthly Health Prem	HEALTH PREM	479.52
	AMBROSE, JEFFREY	\$	479.52
ACH	MERRILL, DIANE Reim Monthly Health Prem	HEALTH PREM	478.53
	MERRILL, DIANE	\$	478.53
ACH	HOUSER, ROD Reim Monthly Health Prem	HEALTH PREM	636.70
	HOUSER, ROD	\$	636.70
ACH	RUSSO, VICKI Reim Monthly Health Prem	HEALTH PREM	188.35
	RUSSO, VICKI	\$	188.35
ACH	HUSS, KERRY Reim Monthly Health Prem	HEALTH PREM	824.05
	HUSS, KERRY	\$	824.05
ACH	BINGHAM, GREGG Reim Monthly Health Prem	HEALTH PREM	702.51
	BINGHAM, GREGG	\$	702.51
ACH	CHARLES, DAVID Reim Monthly Health Prem	HEALTH PREM	133.00
	CHARLES, DAVID	\$	133.00
ACH	YEBOAH, ERNEST Reim Monthly Health Prem	HEALTH PREM	133.00
	YEBOAH, ERNEST	\$	133.00
ACH	ALVARADO, ROSEMARY Reim Monthly Health Prem	HEALTH PREM	346.52
	ALVARADO, ROSEMARY	\$	346.52

Check	Payee / Description	Amount
ACH	BARELA, GEORGE Reim Monthly Health Prem	HEALTH PREM 133.00
	BARELA, GEORGE	\$ 133.00
ACH	FETZER, ROBERT Reim Monthly Health Prem	HEALTH PREM 835.51
	FETZER, ROBERT	\$ 835.51
ACH	SPAETH, ERIC Reim Monthly Health Prem	HEALTH PREM 188.35
	SPAETH, ERIC	\$ 188.35
ACH	DAVIS, MARTHA Reim Monthly Health Prem	HEALTH PREM 188.35
	DAVIS, MARTHA	\$ 188.35
ACH	BRULE, CHRISTOPHER Reim Monthly Health Prem	HEALTH PREM 188.35
	BRULE, CHRISTOPHER	\$ 188.35
ACH	ROOS, JAMES Reim Monthly Health Prem	HEALTH PREM 509.70
	ROOS, JAMES	\$ 509.70
ACH	MULLANEY, JOHN Reim Monthly Health Prem	HEALTH PREM 321.35
	MULLANEY, JOHN	\$ 321.35
ACH	VALENZUELA, DANIEL Reim Monthly Health Prem	HEALTH PREM 509.70
	VALENZUELA, DANIEL	\$ 509.70
ACH	PACE, BRIAN Reim Monthly Health Prem	HEALTH PREM 509.70
	PACE, BRIAN	\$ 509.70
ACH	KING, JOSEPH Reim Monthly Health Prem	HEALTH PREM 133.00
	KING, JOSEPH	\$ 133.00
ACH	VILLALOBOS, HECTOR Reim Monthly Health Prem	HEALTH PREM 188.35
	VILLALOBOS, HECTOR	\$ 188.35
ACH	BAXTER, KATHLEEN Reim Monthly Health Prem	HEALTH PREM 321.35
	BAXTER, KATHLEEN	\$ 321.35

Check	Payee / Description	Amount
ACH	PENMAN, DAVID Reim Monthly Health Prem	HEALTH PREM 509.70
	PENMAN, DAVID	\$ 509.70
ACH	ANGIER, RICHARD Reim Monthly Health Prem	HEALTH PREM 509.70
	ANGIER, RICHARD	\$ 509.70
ACH	MERRILL, DEBORAH Reim Monthly Health Prem	HEALTH PREM 358.57
	MERRILL, DEBORAH	\$ 358.57
ACH	O'DEA, KRISTINE Reim Monthly Health Prem	HEALTH PREM 158.17
	O'DEA, KRISTINE	\$ 158.17
ACH	OAKDEN, LISA Reim Monthly Health Prem	HEALTH PREM 866.84
	OAKDEN, LISA	\$ 866.84
ACH	LAUGHLIN, JOHN Reim Monthly Health Prem	HEALTH PREM 133.00
	LAUGHLIN, JOHN	\$ 133.00
ACH	HUGHBANKS, ROGER Reim Monthly Health Prem	HEALTH PREM 188.35
	HUGHBANKS, ROGER	\$ 188.35
ACH	SPENDLOVE, DANNY Reim Monthly Health Prem	HEALTH PREM 158.17
	SPENDLOVE, DANNY	\$ 158.17
ACH	HOULIHAN, JESSE Reim Monthly Health Prem	HEALTH PREM 188.35
	HOULIHAN, JESSE	\$ 188.35
ACH	WARMAN, EVELYN Reim Monthly Health Prem	HEALTH PREM 25.17
	WARMAN, EVELYN	\$ 25.17
ACH	HERNANDEZ, DELIA Reim Monthly Health Prem	HEALTH PREM 188.35
	HERNANDEZ, DELIA	\$ 188.35
ACH	OSBORN, RICHARD Reim Monthly Health Prem	HEALTH PREM 188.35

Check	Payee / Description	Amount
	OSBORN, RICHARD	\$ 188.35
ACH	AVILA, ARTHUR L Reim Monthly Health Prem	HEALTH PREM 188.35
	AVILA, ARTHUR L	\$ 188.35
ACH	GUARDIANO, GARY Reim Monthly Health Prem	HEALTH PREM 158.17
	GUARDIANO, GARY	\$ 158.17
ACH	AQUA BEN CORPORATION RP1-25,300 Lbs Hydrofloc 750A 37407 34,803.80 RP1-32,200 Lbs Hydrofloc 750A 37309 44,295.74 RP1-36,800 Lbs Hydrofloc 750A 37235 50,623.71 RP1-27,600 Lbs Hydrofloc 750A 37129 37,967.78 RP2-23,000 Lbs Polymer 748E 37218 20,817.30 RP2-23,000 Lbs Polymer 748E 37390 20,817.30	
	AQUA BEN CORPORATION	\$ 209,325.63
ACH	NAPA GENUINE PARTS COMPANY Napagold Oil Filtr,Air Filter 5W30 5qrt 4584-254336 71.80 Napagold Oil Filters,Air Filer 4584-254048 644.85	
	NAPA GENUINE PARTS COMPANY	\$ 716.65
ACH	UNIVAR USA INC RP5-13,459 Lbs Sodium Bisulfite LA640050 2,906.18 PradoLS-13,748 Lbs Sodium Bisulfite LA641194 2,968.71	
	UNIVAR USA INC	\$ 5,874.89
ACH	INGERSOLL RAND COMPANY RP1Mnt-Rpr Cmprssd Air Systm 30680608 1,855.86	
	INGERSOLL RAND COMPANY	\$ 1,855.86
ACH	MCMaster-CARR SUPPLY CO RP1-Manual Motor Strtr Cmpnt,Thrmal Ovrl 64812646 21.17 RP1-Whse,Pipe Fitng,Couplngs,Valve Chem, 64078201 304.36 RP1-ThickWallPVC,Absorptions Resistnt Pl 65482956 330.65 Worm Drive Clamp,50 Grease Fittings 63764902 311.32 RP1-Stainless Stel Corrsion Wshdwn,11x9P 65483479 396.05 RP1Whs-Brass Float Valve,Elbow Body 65709326 146.52 Enclosures,Pipe,Starter,Clamps 63813436 508.55	
	MCMaster-CARR SUPPLY CO	\$ 2,018.62
ACH	PARSONS WATER & INFRASTRUCTURE EN19001/EN19006-4/7-5/4 Prof Svcs 1805B088 767,702.69	
	PARSONS WATER & INFRASTRUCTURE	\$ 767,702.69
ACH	KVAC ENVIRONMENTAL SERVICES IN RP1-5/3/18 Vacuum Tankers Svc KS1805063 3,011.25	
	KVAC ENVIRONMENTAL SERVICES IN	\$ 3,011.25

Check	Payee / Description	Amount
ACH	OLIN CORP	
	TP1-4,534 Gals Sodium Hypochlorite 2516974	2,675.06
	RP4-4,908 Gals Sodium Hypochlorite 2508554	2,895.72
	TP1-4,952 Gals Sodium Hypochlorite 2508552	2,921.68
	RP4-4,826 Gals Sodium Hypochlorite 2509838	2,847.34
	CCWW-2,988 Gals Sodium Hypochlorite 2507782	1,762.92
	TP1-4,920 Gals Sodium Hypochlorite 2516977	2,902.80
	TP1-4,844 Gals Sodium Hypochlorite 2514137	2,857.96
	RP4-4,918 Gals Sodium Hypochlorite 2512095	2,901.62
	RP4-4,934 Gals Sodium Hypochlorite 2504936	2,911.06
	CCWW-3,018 Gals Sodium Hypochlorite 2509839	1,780.62
	TP1-4,916 Gals Sodium Hypochlorite 2509840	2,900.44
	TP1-4,924 Gals Sodium Hypochlorite 2511492	2,905.16
	TP1-4,918 Gals Sodium Hypochlorite 2510323	2,901.62
	TP1-4,984 Gals Sodium Hypochlorite 2510847	2,940.56
	CCWW-3,014 Gals Sodium Hypochlorite 2511491	1,778.26
	RP4-4,994 Gals Sodium Hypochlorite 2504103	2,946.46

	OLIN CORP	\$ 42,829.28
ACH	DAVE'S PLUMBING	
	2 Water Softener Removal 6/2018 5189	490.00

	DAVE'S PLUMBING	\$ 490.00
ACH	JC LAW FIRM	
	5/18 RCA Legal 00457	950.00
	5/18 Regional Contract 00458	900.00
	5/18 IEUA vs Spicer-EN17018 00460	3,775.00
	5/18 Watermaster 00461	2,985.00
	5/18 SAWPA General 00459	7,515.00
	5/18 General Legal 00456	36,800.00

	JC LAW FIRM	\$ 52,925.00
ACH	U S BANK - PAYMENT PLUS	
	100150 HARRINGTON INDUSTRIAL PLASTICS LL 2200090985	6,697.68
	101123 ALL AMERICAN CRANE MAINTENANCE 2200090986	3,454.94
	107432 PMC ENGINEERING LLC 2200090987	1,211.33
	101945 FLORENCE FILTER CORP 2200091261	624.41
	105316 PLUMBERS DEPOT INC 2200091262	1,440.27
	101945 FLORENCE FILTER CORP 2200091791	563.90
	100150 HARRINGTON INDUSTRIAL PLASTICS LL 2200091419	4,753.77
	107432 PMC ENGINEERING LLC 2200091421	984.37
	107780 SUPERIOR ELECTRIC MOTOR SERVICE I 2200091422	4,487.76
	100951 POLYDYNE INC 2200091790	27,230.58
	100150 HARRINGTON INDUSTRIAL PLASTICS LL 2200091789	1,084.31
	101706 CALOLYMPIC SAFETY 2200091539	394.21
	100150 HARRINGTON INDUSTRIAL PLASTICS LL 2200091538	2,625.09

	U S BANK - PAYMENT PLUS	\$ 55,552.62
ACH	AMAZON BUSINESS	
	50 Labelmaster Labels 1M3Y-JYL6-WQJ	58.27
	20 Orbit Fan Spray Water Nozzles 1CFK-KCV9-KPH	70.81

	AMAZON BUSINESS	\$ 129.08

Report: ZFIR TREASURER Inland Empire Utilities Agency
For 06/01/2018 ~ 06/30/2018 Treasurer Report

Page 19
Date 07/14/2018

Check	Payee / Description	Amount
ACH	AMERICAN OFFICE PROFESSIONALS 2 Cyan Toner Cartridges	1630 703.18
	AMERICAN OFFICE PROFESSIONALS \$	703.18

Grand Total Payment Amount: \$ 3,326,070.38

Attachment 2D

Vendor Wires
(excludes Payroll)

Check	Payee / Description	Amount
Wire	PUBLIC EMPLOYEES' RETIREMENT S 6/18 Health Ins-Retirees, Employees 15299820 6/18 6/18 Health Ins-Board 15299828 6/18	255,274.80 5,574.10 ----- 260,848.90
	PUBLIC EMPLOYEES' RETIREMENT S\$	260,848.90
Wire	METROPOLITAN WATER DISTRICT April 2018 Water Purchase 9347	4,219,250.33 ----- 4,219,250.33
	METROPOLITAN WATER DISTRICT \$	4,219,250.33
Wire	STATE DISBURSEMENT UNIT P/R 11 5/25/18 HR 5-29-18 CO	1,039.84 ----- 1,039.84
	STATE DISBURSEMENT UNIT \$	1,039.84
Wire	EMPLOYMENT DEVELOPMENT DEPARTM P/R DIR 6 6/8 Taxes HR 0069300 P/R 12 6/8 Taxes HR 0069200 P/R 12 6/8 Taxes HR 0069200	398.84 51,257.34 11,241.40 ----- 62,897.58
	EMPLOYMENT DEVELOPMENT DEPARTM\$	62,897.58
Wire	PUBLIC EMPLOYEE'S RETIREMENT S P/R 12 6/8 Deferred Comp Ded HR 0069200	23,410.93 ----- 23,410.93
	PUBLIC EMPLOYEE'S RETIREMENT S\$	23,410.93
Wire	INTERNAL REVENUE SERVICE P/R DIR 6 6/8 Taxes HR 0069300 P/R 12 6/8 Taxes HR 0069200	2,564.82 288,386.52 ----- 290,951.34
	INTERNAL REVENUE SERVICE \$	290,951.34
Wire	STATE DISBURSEMENT UNIT P/R 12 6/8 HR 0069200 P/R 12 6/8 HR 0069200	198.00 2,184.90 ----- 2,382.90
	STATE DISBURSEMENT UNIT \$	2,382.90
Wire	PUBLIC EMPLOYEES RETIREMENT SY P/R 12 6/8/18 PERS Adj P/R 12 6/5 AD P/R 12 6/8 PERS HR 0069200	152.57- 168,010.83 ----- 167,858.26
	PUBLIC EMPLOYEES RETIREMENT SY\$	167,858.26
Wire	EMPLOYMENT DEVELOPMENT DEPARTM P/R 13 6/22/18 Taxes HR 0069500 P/R 13 6/22/18 Taxes HR 0069500	11,018.11 50,278.79 ----- 61,296.90
	EMPLOYMENT DEVELOPMENT DEPARTM\$	61,296.90
Wire	EMPLOYMENT DEVELOPMENT DEPARTM P/R 113 6/14 Taxes HR 0069400 P/R 113 6/14 Taxes HR 0069400	162.99 30.95 ----- 193.94
	EMPLOYMENT DEVELOPMENT DEPARTM\$	193.94

Check	Payee / Description	Amount
Wire	PUBLIC EMPLOYEE'S RETIREMENT S P/R 13 6/22/18 Deferred Comp Ded HR 0069500	21,427.33
	PUBLIC EMPLOYEE'S RETIREMENT S\$	21,427.33
Wire	INTERNAL REVENUE SERVICE P/R 113 6/14/18 Taxes HR 0069400	728.36
	INTERNAL REVENUE SERVICE \$	728.36
Wire	INTERNAL REVENUE SERVICE P/R 13 6/22/18 Taxes HR 0069500	284,551.36
	INTERNAL REVENUE SERVICE \$	284,551.36
Wire	STATE DISBURSEMENT UNIT P/R 13 6/22/18 HR 0069500	198.00
	P/R 13 6/22/18 HR 0069500	2,184.90
	STATE DISBURSEMENT UNIT \$	2,382.90
Wire	PUBLIC EMPLOYEE'S RETIREMENT S P/R 113 6/14/18 Deferred Comp Ded HR 0069400	50.00
	PUBLIC EMPLOYEE'S RETIREMENT S\$	50.00
Wire	STATE BOARD OF EQUALIZATION 5/18 Sales Tax Deposit 23784561 5/18	6,219.00
	STATE BOARD OF EQUALIZATION \$	6,219.00
Wire	PUBLIC EMPLOYEES RETIREMENT SY P/R 13 6/29/18 PERS Adj P/R 13 6/29 A	0.01-
	P/R 113 6/14/18 PERS HR 0069400	221.85
	P/R 13 6/22/18 PERS HR 0069500	164,976.12
	PUBLIC EMPLOYEES RETIREMENT SY\$	165,197.96
Wire	CALPERS CalPERS OPEB Unfunded Liability 5643527383-00	2,000,000.00
	CALPERS \$	2,000,000.00

Grand Total Payment Amount: \$ 7,570,687.83

Attachment 2E

Payroll-Net Pay-Directors

INLAND EMPIRE UTILITIES AGENCY

Ratification of Board of Directors

Payroll for June 8 ,2018
Presented at Board Meeting on August 15, 2018

DIRECTOR NAME	GROSS PAYROLL	NET PAYROLL
Jasmin Hall	\$2,967.03	\$1,843.59
Katherine Parker	\$3,575.68	\$1,756.95
Michael Camacho	\$4,328.85	\$1,579.66
Steven J. Elie	\$4,362.03	\$1,529.37
Paul Hofer	\$0.00	\$0.00
TOTALS	\$15,233.59	\$6,709.57

	Count	Amount
TOTAL EFTS PROCESSED	3	\$5,129.91
TOTAL CHECKS PROCESSED	1	\$1,579.66
CHECK NUMBERS USED	110245 - 110245	

IEUA DIRECTOR PAYSHEET

MICHAEL CAMACHO
 EMPLOYEE NO. 1140
 ACCOUNT NO. 10200 110100 100000 501010

MAY 2018

DATE	TYPE OF MEETING	ATTENDANCE	TOTAL COMPENSATION
05-02-18	IEUA Board Workshop	Yes	\$247.50
05-08-18	ACWA Spring Conference	Yes	\$247.50
05-09-18	ACWA Spring Conference	Yes	\$247.50
05-17-18	MWD Solar Cup Event	Yes	\$247.50
05-18-18	MWD Solar Cup Event	Yes	\$247.50
05-19-18	MWD Solar Cup Event	Yes	\$247.50
05-20-18	MWD Solar Cup Event	Yes (10 mtg max)	\$-0-
TOTAL REIMBURSEMENT			\$1,485.00
Up to 10 days of service per month per Ordinance No. 105, including MWD meetings at \$247.50 (eff. 07/01/17). IEUA pays both primary and alternate for attendance.			
Total No. of Meetings Attended			7
Total No. of Meetings Paid			6

DIRECTOR
SIGNATURE

*Michael Woodruff for
Director Camacho*

Approved by:

Kathy Peller
for Steven J. Elie
President, Board of Directors

**DIRECTOR PAYSHEET FOR IEUA REPRESENTATIVE
ON MWD BOARD**

MICHAEL CAMACHO
EMPLOYEE NO. 1140
ACCOUNT NO. 10700 110115 110000 511010

MAY 2018

DATE	TYPE OF MEETING	ATTENDANCE	TOTAL COMPENSATION
05-03-18	Southern Coalition/Inland Caucus Meeting	Yes	\$247.50
05-07-18	MWD Other Committee Meetings	Yes	\$247.50
05-14-18	MWD Standing Committee Meetings and Board Meeting	Yes	\$247.50
05-21-18	MWD Prop. Utilization Committee Meeting (IEUA)	Yes	\$247.50
05-22-18	MWD Other Committee Meetings	Yes (10 mtg max)	\$-0-
TOTAL REIMBURSEMENT Up to 10 days of service per month per Ordinance No. 105, including MWD meetings at \$247.50 (eff. 7/01/17).			\$990.00
Total No. of Meetings Attended			5
Total No. of Meetings Paid			4

DIRECTOR
SIGNATURE

Michael Camacho

Director Camacho

Approved by:

Steven J. Elie
for Steven J. Elie
President, Board of Directors

**DIRECTOR PAYSHEET FOR IEUA REPRESENTATIVE
ON REGIONAL POLICY COMMITTEE (ALTERNATE)**

MICHAEL CAMACHO
EMPLOYEE NO. 1140
ACCOUNT NO. 10900 110100 500000 501215

MAY 2018

DATE	TYPE OF MEETING	ATTENDANCE	TOTAL COMPENSATION
05-07-18	Regional Policy and Technical Committee Meeting	No	\$-0-
TOTAL REIMBURSEMENT (Up to 10 days of service per month per Ordinance No. 105, including MWD meetings at \$247.50 (eff. 07/01/17.) IEUA pays Regional Policy Committee members (total amount of \$247.50, should reflect on timesheet))			\$-0-
Total No. of Meetings Attended			0
Total No. of Meetings Paid			0

**DIRECTOR
SIGNATURE**

Aguil Woodruff for
Director Camacho

Approved by:

Kathy Seidl
for Steven J. Elie
President, Board of Directors

DIRECTOR PAYSHEET FOR IEUA REPRESENTATIVE
ON CHINO BASIN WATER BANK (ALTERNATE)

MICHAEL CAMACHO
EMPLOYEE NO. 1140
ACCOUNT NO. 10900 110100 500000 501215

MAY 2018

DATE	TYPE OF MEETING	ATTENDANCE	TOTAL COMPENSATION
05-30-18	CBWB Board Meeting	No	\$-0-
TOTAL REIMBURSEMENT Up to 10 days of service per month per Ordinance No. 105			\$-0-
Total No. of CBWB Meetings Attended			0
Total No. of CBWB Meetings Paid			0

DIRECTOR *Opal Woodruff*
SIGNATURE *Director Camacho*

Approved by: *Kathleen Hall*
for Jasmin Hall
Secretary/Treasurer

IEUA DIRECTOR PAYSHEET

STEVEN J. ELIE
 EMPLOYEE NO. 1175
 ACCOUNT NO. 10200 110100 100000 501010

MAY 2018

DATE	TYPE OF MEETING	ATTENDANCE	TOTAL COMPENSATION
05-01-18	WaterNow Alliance Steering Committee Telecon	Yes	\$247.50
05-01-18	Prop 1 Talking Points Review Meeting w/staff	Yes (staff only)	\$-0-
05-01-18	Travel to Sacramento for California Water Comm. Mtg.	Yes (same day)	\$-0-
05-02-18	California Water Comm. Mtg.	Yes	\$247.50
05-03-18	WaterNow Alliance Steering Meeting (SF)	Yes	\$247.50
05-08-18	Mayor Ulloa's Chino State of the City Address	Yes	\$247.50
05-09-18	IEUA Commu. & Leg Committee Meeting	Yes	\$247.50
05-14-18	Board Pkg Review Mtg. w/GM Halla and General Counsel	Yes	\$247.50
05-14-18	SCWC Leg. Task Force Telecon	Yes (same day)	\$-0-
05-15-18	WaterNow Alliance Steering Meeting Telecon	Yes	\$247.50
05-16-18	IEUA Board Meeting	Yes	\$247.50
05-17-18	NWRI Strategic Plan. Interview	Yes	\$247.50
05-22-18	NWRI Strategic Plan. Board Workshop #1	Yes	\$247.50
05-31-18	TVMWD Leadership Breakfast	Yes (10 mtg. max)	\$-0-
05-31-18	2018 Chino Hills State of the City	Yes (same day)	\$-0-
TOTAL REIMBURSEMENT			\$2,475.00
Up to 10 days of service per month per Ordinance No. 105, including MWD meetings at \$247.50 (eff. 07/01/17). IEUA pays both primary and alternate for attendance.			
Total No. of Meetings Attended			15
Total No. of Meetings Paid			10

DIRECTOR
SIGNATURE

Paul Woodgett for Director Elie

Approved by:

Kristy Bell
for Jasmin Hall
Secretary/Treasurer

DIRECTOR PAYSHEET FOR IEUA REPRESENTATIVE
ON CHINO BASIN WATER BANK

STEVEN J. ELIE
EMPLOYEE NO. 1175
ACCOUNT NO. 10200 110100 100000 501010

MAY 2018

DATE	TYPE OF MEETING	ATTENDANCE	TOTAL COMPENSATION
05-30-18	CBWB Board Meeting*	Yes (10 mtg max)	\$-0-
TOTAL REIMBURSEMENT Up to 10 days of service per month per Ordinance No. 105.			\$-0-
Total No. of CBWB Meetings Attended			1
Total No. of CBWB Meetings Paid			0

*Decline IEUA portion

DIRECTOR SIGNATURE *Opail Woodhuff for President Elie*

Approved by: *Kathy Bessie*
for Jasmin Hall
Secretary/Treasurer

**DIRECTOR PAYSHEET FOR IEUA
ON WATERMASTER BOARD**

STEVEN J. ELIE
EMPLOYEE NO. 1175
ACCOUNT NO. 10200 110100 100000 501010

MAY 2018

DATE	TYPE OF MEETING	ATTENDANCE	TOTAL COMPENSATION
05-24-18	CBWM Board Meeting*	No	\$-0-
TOTAL REIMBURSEMENT			\$-0-
Up to 10 days of service per month per Ordinance No. 105, including MWD meetings at \$247.50 (eff. 07/01/17). IEUA pays both primary and alternate for attendance. (i.e., \$122.50 – difference between Watermaster \$125.00 and Agency meetings \$247.50 (eff. 7/01/17). Chino Basin Watermaster does not compensate an alternate Director unless the alternate Director is attending on behalf of an absent primary Director. In accordance to Ordinance No. 98, Section 1, (i) Attendance at any meeting provided for under Sections 1.b, c, e, and f, shall also include payment to both the primary representative and the alternate representative to said body if they both attend said meeting. Record full amount on timesheet for attendance by alternates			
Total No. of Watermaster Meetings Attended			0
Total No. of Watermaster Meetings Paid			0

*Decline IEUA portion

DIRECTOR
SIGNATURE

*Opail Wooduff for
President Elie*

Approved by:

Kathryn Beiser
for Jasmin Hall
Secretary/Treasurer

**DIRECTOR PAYSHEET FOR IEUA REPRESENTATIVE
ON CHINO DESALTER AUTHORITY (ALTERNATE)**

STEVEN J. ELIE
EMPLOYEE NO. 1175
ACCOUNT NO. 10200 110100 100000 501010

MAY 2018

DATE	TYPE OF MEETING	ATTENDANCE	TOTAL COMPENSATION
05-03-18	CDA Board Meeting	No	\$-0-
TOTAL REIMBURSEMENT			\$-0-
Up to 10 days of service per month per Ordinance No. 105 (i.e., \$97.50 – difference between CDA (\$150.00 and Agency meetings \$247.50 (eff. 7/01/17), including MWD meetings. CDA pays directly to IEUA. Record full amount on timesheet.			
Total No. of CDA Meetings Attended			0
Total No. of CDA Meetings Paid			0

DIRECTOR April Woodruff, Jr
SIGNATURE President Elie

Approved by: Kathy Besser
Jasmin Hall
Secretary/Treasurer

IEUA DIRECTOR PAYSHEET

JASMIN A. HALL
 EMPLOYEE NO. 1256
 ACCOUNT NO. 10200 110100 100000 501010

MAY 2018

DATE	TYPE OF MEETING	ATTENDANCE	TOTAL COMPENSATION
05-02-18	IEUA Board Meeting	Yes	\$247.50
05-07-18	IERCA Board Meeting	Yes	\$247.50
05-08-18	ACWA Spring Conference (Sac)	Yes	\$247.50
05-09-18	ACWA Spring Conference (Sac)	Yes	\$247.50
05-10-18	ACWA Spring Conference (Sac)	Yes	\$247.50
05-10-18	CA Black Chamber of Commerce	Yes (same day)	\$-0-
05-16-18	IEUA Board Meeting	Yes	\$247.50
05-21-18	CASA Board Meeting Telecon	Yes	\$247.50
05-24-18	CASA Air, Climate Change & Energy Workgroup Mtg.	Yes	\$247.50
TOTAL REIMBURSEMENT Up to 10 days of service per month per Ordinance No. 105, including MWD meetings at \$247.50 (eff. 07/01/17). IEUA pays both primary and alternate for attendance.			\$1,980.00
Total No. of Meetings Attended			9
Total No. of Meetings Paid			8

DIRECTOR
SIGNATURE

David Woodley
Director Hall

Approved by:

Steven J. Elie
 Steven J. Elie, President, Board of Directors

DIRECTOR PAYSHEET FOR IEUA REPRESENTATIVE
ON CHINO DESALTER AUTHORITY

JASMIN A. HALL
EMPLOYEE NO. 1256
ACCOUNT NO. 10200 110100 100000 501010

MAY 2018

DATE	TYPE OF MEETING	ATTENDANCE	TOTAL COMPENSATION
05-03-18	CDA Board Meeting	Yes	\$247.50
TOTAL REIMBURSEMENT			\$247.50
Up to 10 days of service per month per Ordinance No. 105, including MWD meetings at \$247.50 (eff. 7/01/17). Chino Desalter Authority will pay \$150.00 per meeting directly to the Agency. Record full amount on timesheet. CDA pays both primary and alternate for attendance			
Total No. of CDA Meetings Attended			1
Total No. of CDA Meetings Paid			1

DIRECTOR Agul Woodruff
SIGNATURE Jasmin Hall

Approved by: Kathryn
for Steven J. Elie
President, Board of Directors

DIRECTOR PAYSHEET FOR IEUA
ON SAWPA COMMISSION

JASMIN A. HALL
EMPLOYEE NO. 1256
ACCOUNT NO. 10500 110100 165000 501010

MAY 2018

DATE	TYPE OF MEETING	ATTENDANCE	TOTAL COMPENSATION
05-01-18	SAWPA Commission Workshop	Yes	\$47.50
05-15-18	SAWPA Reg. Commission Meeting	Yes (10 mtg max)	\$-0-
TOTAL REIMBURSEMENT			\$47.50
Up to 10 days of service per month per Ordinance No. 105), i.e., \$47.50 – difference between SAWPA (\$200.00 (eff. 5/01/17) and Agency meetings \$247.50 (eff. 7/01/17), including MWD meetings. SAWPA pays both primary and alternate for attendance, including mileage.			
Total No. of SAWPA Meetings Attended			2
Total No. of SAWPA Meetings Paid			1

DIRECTOR Paul Woodliff
SIGNATURE Jasmin Hall

Approved by: Kathy Bessie
for Steven J. Elie
President, Board of Directors


IEUA DIRECTOR PAYSHEET

PAUL HOFER
 EMPLOYEE NO. 1349
 ACCOUNT NO. 10200 110100 100000 501010


MAY 2018

DATE	TYPE OF MEETING	ATTENDANCE	TOTAL COMPENSATION
05-02-18	IEUA Board Workshop	Yes	\$-0-
05-07-18	IERCA Board Meeting	Yes	\$-0-
05-09-18	IEUA Finance Committee Meeting	Yes	\$-0-
05-09-18	IEUA Eng, Ops & WR Committee Meeting	Yes (same day)	\$-0-
TOTAL REIMBURSEMENT Up to 10 days of service per month per Ordinance No. 105, including MWD meetings at \$247.50 (eff. 07/01/17). IEUA pays both primary and alternate for attendance.			\$-0-
Total No. of Meetings Attended			4
Total No. of Meetings Paid			0

DIRECTOR
SIGNATURE



Approved by:


 Steven J. Elie
 President, Board of Directors

Director Hofer has waived all stipend payments.

IEUA DIRECTOR PAYSHEET

KATI PARKER
 EMPLOYEE NO. 1362
 ACCOUNT NO. 10200 1100100 100000 501010

MAY 2018

DATE	TYPE OF MEETING	ATTENDANCE	TOTAL COMPENSATION
05-02-18	IEUA Board Workshop	Yes	\$247.50
05-08-18	Mayor Ulloa's Chino State of the City	Yes	\$247.50
05-09-18	IEUA Commu. & Leg Committee Meeting	Yes	\$247.50
05-09-18	IEUA Eng, Ops & WR Committee Meeting	Yes (same day)	\$-0-
05-09-18	IEUA Finance & Admin. Committee	Yes (same day)	\$-0-
05-16-18	IEUA Board Meeting	Yes	\$247.50
05-18-18	Bkft. w/Supervisor - Melissa Russo, Guest Speaker	Yes	\$247.50
05-30-18	Geoff Vanden Heuvel Retirement from CBWCD	Yes	\$247.50
TOTAL REIMBURSEMENT			\$1,485.00
Up to 10 days of service per month per Ordinance No. 105, including MWD meetings at \$247.50 (eff. 07/01/17). IEUA pays both primary and alternate for attendance.			
Total No. of Meetings Attended			8
Total No. of Meetings Paid			6

DIRECTOR SIGNATURE *[Signature]*

Approved by: *[Signature]*
 Steven J. Elie
 President, Board of Directors

DIRECTOR PAYSHEET FOR IEUA REPRESENTATIVE
ON REGIONAL POLICY COMMITTEE

KATI PARKER
EMPLOYEE NO. 1362
ACCOUNT NO. 10900 110100 500000 501215

MAY 2018

DATE	TYPE OF MEETING	ATTENDANCE	TOTAL COMPENSATION
05-03-18	Policy Committee Meeting	Yes	\$247.50
TOTAL REIMBURSEMENT (Up to 10 days of service per month per Ordinance No. 105, including MWD meetings at \$247.50 (eff. 07/01/17.) IEUA pays Regional Policy Committee members (total amount of \$247.50, should reflect on timesheet))			\$247.50
Total No. of Meetings Attended			1
Total No. of Meetings Paid			1

DIRECTOR
SIGNATURE

*Doreen Woodruff for
Doreen Parker*

Approved by:

Steven J. Elie
Steven J. Elie
President, Board of Directors

DIRECTOR PAYSHEET FOR IEUA REPRESENTATIVE
ON WATERMASTER BOARD (ALTERNATE)

KATI PARKER
EMPLOYEE NO. 1362
ACCOUNT NO. 10200 110100 100000 501010

MAY 2018

DATE	TYPE OF MEETING	ATTENDANCE	TOTAL COMPENSATION
5-24-18	CBWM Board Meeting	Yes (as Alternate)	\$122.50
TOTAL REIMBURSEMENT			\$122.50
Up to 10 days of service per month per Ordinance No. 105 (i.e., \$122.50 – difference between Watermaster \$125.00 and Agency meetings \$247.50 (eff. 7/01/17), including MWD meetings. Chino Basin Watermaster does not compensate an alternate Director unless the alternate Director is attending on behalf of an absent primary Director. In accordance to Ordinance No. 98, Section 1, (i) Attendance at any meeting provided for under Sections 1.b, c, e, and f, shall also include payment to both the primary representative and the alternate representative to said body if they both attend said meeting. Record full amount on timesheet for attendance by alternates			
Total No. of Watermaster Meetings Attended			1
Total No. of Watermaster Meetings Paid			1

DIRECTOR *Kati Parker*
SIGNATURE *Kati Parker*

Approved by: *Kathy Bessler*
for Steven J. Ehe
President, Board of Directors

DIRECTOR PAYSHEET FOR IEUA
ON SAWPA COMMISSION (ALTERNATE)

KATI PARKER
EMPLOYEE NO. 1362
ACCOUNT NO. 10500 110100 165000 501010

MAY 2018

DATE	TYPE OF MEETING	ATTENDANCE	TOTAL COMPENSATION
05-01-18	SAWPA Commission Workshop	Yes	\$47.50
TOTAL REIMBURSEMENT			\$47.50
Up to 10 days of service per month per Ordinance No. 105 (i.e., \$47.50 – difference between SAWPA (\$200.00 (eff. 5/01/17) and Agency meetings \$247.50 (eff. 7/01/17), including MWD meetings. SAWPA pays both primary and alternate for attendance, including mileage.			
Total No. of SAWPA Meetings Attended			1
Total No. of SAWPA Meetings Paid			1

DIRECTOR Opie Woodruff Jr
SIGNATURE Debra Parker

Approved by: Kathy Beall
for Steven J. Elie
President, Board of Directors

Attachment 2F

Payroll-Net Pay-Employees

Non-Board Members	PP 12 Checks	PP 12 EFTs	PP 13 Checks	PP 13 EFTs	June
NET PAY TO EE	\$0.00	\$714,337.64	\$2,150.00	\$705,400.41	\$1,421,888.05

INLAND EMPIRE UTILITIES AGENCY

Payroll for June 8, 2018

Presented at Board Meeting on August 15, 2018

GROSS PAYROLL COSTS			\$1,272,609.28
DEDUCTIONS			(\$558,271.64)
NET PAYROLL			714,337.64
NET PAYROLL BREAKDOWN	CHECKS	EFT	TOTAL
CHECKS USED			
TRANSACTION PROCESSED	0	358	358
AMOUNT	\$0.00	\$714,337.64	<u>\$714,337.64</u>

INLAND EMPIRE UTILITIES AGENCY

Payroll for June 22, 2018

Presented at Board Meeting on August 15, 2018

GROSS PAYROLL COSTS			\$1,259,967.57
DEDUCTIONS			(\$552,417.16)
NET PAYROLL			707,550.41
NET PAYROLL BREAKDOWN	CHECKS	EFT	TOTAL
CHECKS USED	1		
TRANSACTION PROCESSED	0	354	354
AMOUNT	\$2,150.00	\$705,400.41	<u>\$707,550.41</u>

**ACTION
ITEM**

3A

Date: August 15, 2018

HR

To: The Honorable Board of Directors

From: Halla Razak, General Manager

Committee: Engineering, Operations & Water Resources Committee

08/08/18

Finance & Administration

08/08/18

Executive Contact: Chris Berch, Executive Manager of Engineering/AGM

Subject: Adoption of Resolution No. 2018-8-1, Establishing Construction Development Fees

Executive Summary:

Staff currently receives plans for proposed developments that will connect to IEUA facilities. The plans are reviewed for conformance to IEUA standards. After final acceptance of the plans, IEUA inspection is provided during the connection to IEUA facilities.

In order to cover the level-of-effort costs to perform plan review and inspections, it is recommended that a construction development fee be established to cover the level-of-effort to perform plan review and inspection. The fee is based on an average number of hours spent on previous development projects over the last five years. The fee consists of costs associated with an Inspector's and a Senior Engineer's time to review up to five drawings per plan check. If the plan check has more than five drawings to be reviewed, the fee will be based on a quote provided by IEUA on the number of hours required.

The proposed procedure and resolution have been developed in coordination with IEUA legal counsel.

Staff's Recommendation:

1. Adopt Resolution No. 2018-8-1, establishing a fee covering IEUA's services for review of applications, plans, and inspections of construction for development; and
2. Authorize the General Manager to review and adjust the fee schedule as necessary to maintain cost coverage.

Budget Impact: N *Budgeted (Y/N):* N *Amendment (Y/N):* N *Requested Amount:*

Account/Project Name:

None.

Fiscal Impact (explain if not budgeted):

The fees collected will reimburse the staff time charged to various funds.

Prior Board Action:

None.

Environmental Determination:

Not Applicable

Business Goal:

Resolution No. 2018-8-1 is consistent with the IEUA's Business Goals of Business Practices and Fiscal Responsibility where IEUA will be ethical, cost-effective, and apply environmentally sustainable regional planning principles in all aspects of business and public service, and will fund operations and capital investments by maintaining reasonable service rates and fees that fully support the costs of service.

Attachments:

Attachment 1 - Resolution 2018-8-1

Attachment 1

RESOLUTION NO. 2018-8-1

RESOLUTION OF THE BOARD OF DIRECTORS OF THE INLAND EMPIRE UTILITIES AGENCY, A MUNICIPAL WATER DISTRICT, IN SAN BERNARDINO COUNTY, CALIFORNIA, ESTABLISHING A FEE COVERING IEUA'S SERVICES FOR REVIEW OF APPLICATIONS, PLANS, AND INSPECTIONS OF CONSTRUCTION FOR DEVELOPMENT

WHEREAS, Inland Empire Utilities Agency, a Municipal Water District ("Agency") is a municipal water district established pursuant to Section 71000 et seq. of the California Water Code; and

WHEREAS, the Inland Empire Utilities Agency Board of Directors ("Board of Directors") has determined that it is necessary to establish a fee covering staff costs for processing applications, reviewing plans, and conducting inspections of development projects brought before the Agency; and

WHEREAS, the Board of Directors may impose these fees and charges as they are exempt from the voter approval requirements of articles XIII C and XIII D of the California Constitution; and

WHEREAS, staff has evaluated and researched the costs to the Agency that associated with providing these services to potential development.

NOW, THEREFORE, the Board of Directors hereby resolves that:

SECTION 1. ADOPTION OF FEE SCHEDULE

The fees, charges and requirements set forth in the Inland Empire Utilities Agency fee schedule attached hereto as Exhibit A, and incorporated herein by reference, are hereby approved and adopted as the Agency's fee schedule to be imposed as set forth therein. Additionally, the General Manager is authorized to adjust Exhibit A as necessary to maintain cost coverage.

SECTION 2. AUTHORIZATION

The Board of Directors hereby finds and determines that the existing, new or increased fees in this Resolution are in an amount reasonably necessary to recover the costs of providing the service, review, document, facility, or commodity for which such fee is levied or authorized to be levied.

SECTION 3. EFFECTIVE DATE.

The new fees set forth in this Resolution shall become effective on September 1, 2018.

SECTION 4. REFUNDS

No refunds will be issued for fees paid to the Agency in accordance with this Resolution.

ADOPTED the 15th day of August 2018.

Steven J. Elie
President of the Inland Empire
Utilities Agency* and of the
Board of Directors thereof

ATTEST:

Jasmin A. Hall
Secretary/Treasurer of the Inland Empire
Utilities Agency* and of the
Board of Directors thereof

*A Municipal Water District

STATE OF CALIFORNIA)
COUNTY OF) SS
SAN BERNARDINO)

I, Jasmin A. Hall, Secretary/Treasurer of the Inland Empire Utilities Agency*, DO
HEREBY CERTIFY that the foregoing Resolution being No. 2018-8-1, was adopted at a regular
Board Meeting on August 15, 2018, of said Agency by the following vote:

AYES:

NOES:

ABSTAIN:

ABSENT:

Jasmin A. Hall
Secretary/Treasurer of the Inland Empire
Utilities Agency* and of the
Board of Directors thereof

(SEAL)

*A Municipal Water District

EXHIBIT A

INLAND EMPIRE UTILITIES FEE SCHEDULE

Engineering Department

Application Processing, Plan Check, Inspection of Construction - Up to Five Plan Sheets	\$2,215*
Application Processing, Plan Check, Inspection of Construction - Greater than Five Plan Sheets	By Quote

*This is a one-time fee for services in reviewing a development project modifying IEUA facilities.

**ACTION
ITEM**

3B

Date: August 15, 2018

To: The Honorable Board of Directors

From: Halla Razak, General Manager

HUR

Committee: Engineering, Operations & Water Resources

08/08/18

Finance & Administration

08/08/18

Executive Contact: Chris Berch, Executive Manager of Engineering/AGM

Subject: RP-1 Switchgear and Generator Control Upgrades

Executive Summary:

In July 2016, IEUA evaluated Regional Water Recycling Plant No. 1's (RP-1) electrical distribution system and planned expansion. The evaluation included electrical equipment sizes, existing power load, and future power load needs. The report concluded that the switchgear was at the end of its useful life, and the switchgear is critical for maintaining plant operational compliance.

The RP-1 Power Reliability Generator Control Upgrades Project will replace the outdated control equipment for the backup generators allowing RP-1 to operate reliably during a power outage. On September 12, 2017, IEUA received three design-build bids. Big Sky Electric (Big Sky) was determined to be the best value, responsible bidder. After the bids were received, the RP-1 switchgear failed a functionality test in October 2017. Big Sky proposed an added value option to replace the 12kV switchgear. Staff determined it was in IEUA's best interest to include this added value option. The construction contract award was unanimously recommended for IEUA Board approval by the Regional Technical and Policy Committees. Additionally, staff requests the existing contract with Black & Veatch contract be amended to include engineering services during construction.

Staff's Recommendation:

1. Award a construction contract for the design-build contract for the RP-1 12kV Switchgear and Generator Control Upgrades, Project No. EN17044, to Big Sky Electric in the amount of \$4,427,000;
2. Approve a contract amendment to Black and Veatch Corporation for engineering services during construction for the not-to-exceed amount of \$189,644; and
3. Authorize the General Manager to execute the contract and contract amendment subject to non-substantive changes.

Budget Impact *Budgeted (Y/N): Y Amendment (Y/N): Y Amount for Requested Approval:*

Account/Project Name:

EN17044/RP-1 Switchgear and Generator Control Upgrades

Fiscal Impact (explain if not budgeted):

None.

Prior Board Action:

None.

Environmental Determination:

Categorical Exemption

The project is statutorily exempt based on the CEQA General Rule found in Section 15061(b)(3) of the State CEQA Guidelines.

Business Goal:

The RP-1 Switchgear and Generator Control Upgrades Project is consistent with IEUA's Business Goal of Wastewater Management, specifically the Asset Management objective that IEUA will ensure the treatment facilities are well maintained, upgraded to meet evolving requirements, sustainably managed, and can accommodate changes in regional water use.

Attachments:

Attachment 1 - Background

Attachment 2 - PowerPoint

Attachment 3 - Construction Contract [Click to Download](#)

Attachment 4 - Consultant Engineering Amendment

Attachment 1

Background

Subject: RP-1 Switchgear and Generator Upgrades Design-Build Contract Award

In July 2016, IEUA retained the services of Tetra Tech to perform a system analysis for the existing Regional Water Recycling Plant No. 1 (RP-1) electrical distribution system and planned expansion. The system analysis consisted of evaluating electrical equipment sizes, existing switchgear load, and the future load expansion. Tetra Tech proposed recommendations to address existing and future electrical system deficiencies.

Part of Tetra Tech's system analysis consisted of evaluating the three existing 1250 kW Caterpillar backup generators and their related control systems located inside the Power Reliability Building at RP-1. The analysis concluded that the existing generator control system is an outdated analog system that does not meet the plant's current digital data and network system requirements and is unreliable; placing RP-1 at risk during a power outage. The purpose of the RP-1 Power Reliability Generator Control Upgrades Project is to replace the outdated control equipment for the backup generators as well as incorporate microgrid technology allowing RP-1 to maximize the use of alternative power generation on a go forward basis. This reliability is critical in maintaining water quality compliance and staff safety.

On January 17, 2017, IEUA retained Black & Veatch to prepare a Project Design Report for engineering and pre-design services for the Project. On May 10, 2017, IEUA pre-qualified three design-build contractors for the Project. On July 24, 2017, IEUA advertised via *PlanetBids* a Request for Proposal to three pre-qualified design-build contractors in compliance with Senate Bill (SB) 785, which allows public agencies to select design-build contractors based on the best value to IEUA rather than being selected exclusively on lowest cost. This project delivery method was preferred due to the sensitivity of the controls systems and the significant impact that quality experience can have on the success of this project. All three contractors participated in the job walk on August 3, 2017.

On September 12, 2017, the following proposals were received:

Bidder's Name	Total Price
Big Sky Electric	\$2,458,143
CDM Smith	\$2,350,484
CSI Electric	\$2,286,570
Engineer's Estimate	\$2,500,000

The proposals were reviewed by a selection committee from Engineering and Construction Management, Integrated Systems Services, and Contracts and Procurement; member agency staff was requested to participate but were unavailable to assist.

Pursuant to SB 785, the proposals were evaluated based on technical design and construction experience, proposed work plan, schedule, fees, and the recommended RP-1 electrical back-up plan. Based on these criteria, the committee unanimously determined that Big Sky Electric (Big Sky) provided the best value to IEUA for the Project. Big Sky was the only Design/Build

Contractor to submit a complete proposal package encompassing the entire scope of work as requested by IEUA. During the pre-qualification process, IEUA staff evaluated Big Sky's financial statements and verified references; which were found to be excellent. Big Sky demonstrated the technical experience and responsiveness to be successful on this project.

Value-Added Proposal

In addition to the base proposal submitted in early September 2017, Big Sky proposed a value-added scope of work to replace the 12kV switchgear due to its age. IEUA had identified the RP-1 12kV Switchgear replacement as a future project and had begun switchgear testing to determine its viability and condition. The testing report, delivered in October 2017, stated that the switchgear had obsolete parts, was operating inefficiently, and had failed several of the testing procedures and could not be repaired. With this information, IEUA staff began to evaluate Big Sky's value-added proposal and elected to include the value-added scope of work.

Including the value-added scope of work for the 12kV switchgear presents the following cost savings to IEUA:

Project Description	Total Price
Planned Future 12kV Switchgear Projects	\$3,900,000
Value-Added 12kV Switchgear Replacement Cost, Project No. EN17044	-\$1,968,857
Total Savings	\$1,931,143

In addition to the cost savings, adding the replacement of the 12kV switchgear to the Project requires only one plant shutdown as opposed to several plant shutdowns; minimizing risk to plant operations and compliance.

The total requested amount for the design-build contract is as follows:

Big Sky Electric's Proposal	Total Price
RP-1 Generator Control Upgrades	\$2,458,143
RP-1 12kV Switchgear Replacement – Added Value Proposal	\$1,968,857
Total Bid Price	\$4,427,000

The following table is the anticipated project cost:

Description	Estimated Cost
Pre-Design Services	\$328,000
Pre-Design Contract (actual)	\$102,500
IEUA Pre-Design Services (actual)	\$225,500
Design-Build Services	\$322,454
Owner's Engineer Services (~4%)	\$189,644
IEUA Services (~3%)	\$132,810
Construction	\$4,869,700
Design-Build Contract (this action)	\$4,427,000
Contingency (~10%)	\$442,700
Total Project Cost	\$5,520,154

Current Total Project Budget	\$5,830,000
-------------------------------------	--------------------

The following is the anticipated project schedule:

Project Milestone	Date
Design-Build Contract Award	August 2018
Design Completion	March 2019
Construction Completion	May 2019

The RP-1 12kV Switchgear and Generator Control Upgrades Project is consistent with *IEUA's Business Goal of Wastewater Management* specifically the Asset Management objective that IEUA will ensure the treatment facilities are well maintained, upgraded to meet evolving requirements, sustainably managed, and can accommodate changes in regional water use.

Attachment 2

RP-1 Switchgear and Generator Control Upgrades Construction Contract Award

Project No. EN17044



Regional Water Recycling Plant No. 1



The Project

- RP-1 Switchgear and Generator Control Upgrades
 - Systems at their “End of Life”
 - Unreliable Switchgear operation, parts are obsolete, and failed coordination testing
 - Old Technology Generator Control Panels
 - Out dated Engine Control Panels
- Scope includes:
 - Replacement of 12kV Switchgear with Spare Breaker Space
 - Replacement of Control Panels for Generator Control
 - New Digital Engine Control Panels at Generators
 - Emergency Power During Construction



Contractor Selection

Three design-build bids were received on September 12, 2017:

Bidder's Name	Final Bid Amount
Big Sky Electric	\$2,458,143
CDM Smith	\$2,350,484
CSI Electric	\$2,286,570
Engineer's Estimate	\$2,500,000

Value Added Proposal	
Big Sky Electric	\$1,968,857
Final Price	\$4,427,000

Project Budget and Schedule

Description	Estimated Cost	Project Milestone	Date
Pre-Design Services	\$328,000	Construction	
Pre-Design Contract (actuals)	\$102,500	Construction Contract Award	August 2018
IEUA pre-design Services (actuals)	\$225,500	Construction Completion	May 2019
Design-Build Services	\$322,454		
Owner Engineer Services (~4%)	\$189,644		
IEUA Design-Build Services (~3%)	\$132,810		
Construction	\$4,869,700		
Design-Build Contract (this action)	\$4,427,000		
Contingency (10%)	\$442,700		
Total Project Cost	\$5,520,154		
Total Project Budget	\$5,830,000		

Recommendation

- Award a construction contract for the design-build contract for the RP-1 12kV Switchgear and Generator Control Upgrades, Project No. EN17044, to Big Sky Electric in the amount of \$4,427,000;
- Approve a contract amendment to Black and Veatch Corporation for engineering services during construction for the not-to-exceed amount of \$189,644; and
- Authorize the General Manager to execute the contract and contract amendment subject to non-substantive changes.

The RP-1 switchgear and generator Control Upgrades Project is consistent with **IEUA's Business Goal of Wastewater Management**, specifically the Asset Management objective that IEUA will ensure the treatment facilities are well maintained, upgraded to meet evolving requirements, sustainably managed, and can accommodate changes in regional water use.

Attachment 3



**CONTRACT NUMBER: 4600002590
FOR
DESIGN-BUILD SERVICES
FOR
RP-1 12KV SWITCHGEAR AND GENERATOR CONTROL UPGRADES
PROJECT NO. EN17044**

THIS CONTRACT (the "Contract"), is made and entered into this ____ day of _____, 20____, by and between the Inland Empire Utilities Agency, a Municipal Water District, organized and existing in the County of San Bernardino under and by virtue of the laws of the State of California (hereinafter referred to as "Agency" or "IEUA"), and Big Sky Electric, Inc., with offices in Upland, California (hereinafter referred to as "Contractor"), for the RP-1 12kV Switch Gear and Generator Control Upgrades Project (hereinafter referred to as the "Project").

NOW, THEREFORE, in consideration of the mutual promises and obligations set forth herein, the parties agree as follows:

1. AGENCY PROJECT MANAGER ASSIGNMENT: All technical direction related to this Contract shall come from the designated Project Manager. Details of the Agency's assignment are listed below.

Project Manager: Gary Dix
Address: 6075 Kimball Avenue, Bldg. "B"
Chino, CA 91708
Telephone: 909-993-1670
Facsimile: 909-993-9000
Email: gdix@ieua.org

2. CONTRACTOR ASSIGNMENT: Special inquiries related to this Contract and the effects of this Contract shall be referred to the following:

Contractor: Big Sky Electric, Inc
John Phillips
President
Address: 310 McArthur Way, Suite A
Upland, CA 91786
Telephone: (909) 694-0432
Facsimile: (909) 694-0433

3. ORDER OF PRECEDENCE: The documents referenced below represent the Contract Documents; each of which is hereby incorporated as an integral part of this Contract. Where any conflicts exist between the General Terms and Conditions, or addenda attached, then the governing order of precedence shall be as follows:

- A. Amendments to Contract Number 4600002590 and Approved Change Orders
- B. Contract Number 4600002590 General Terms and Conditions.
- C. Contractor's Best and Final Offer dated June 25, 2018.
- D. Agency's Added Value Scope of Work dated May 15, 2018.
- E. Contractor's Original Proposal dated September 12, 2017.
- F. Agency's Request for Proposal Number RFP-RW-17-009 dated July 24, 2017.

4. SCOPE OF WORK AND SERVICES: Contractor services and responsibilities shall include and be in accordance with Exhibit A, Contractor's Proposal dated June 25, 2018, Exhibit B, Agency's Added Value scope of work, dated May 15, 2018, Exhibit C, Contractor's original proposal, dated September 12, 2017, and Exhibit D, Agency's Request for Proposal, dated July 24, 2017, which are attached hereto, and made a part hereof by this reference.

Contractor shall furnish at their own expense, all labor, materials, equipment, tools, and services necessary, except such materials, equipment, and services as may be stipulated in said specifications to be furnished by said Agency, and to do everything required by this Contract and the said specifications and drawings.

The Notice Requesting Proposals, Instructions to Bidders, Bid Forms, Information Required of Bidder, Performance Bond, Payment Bond, Contractor's License Declaration, Specifications, Drawings, all General Conditions and all Special Conditions, and all addenda issued by the Agency with respect to the foregoing prior to the opening of bids, are hereby incorporated in and made part of this Contract, as it fully set forth.

5. TERM: The term of this Contract shall extend from the date of the Notice to Proceed, and terminate upon completion of the Work, or **May 31, 2019**, whichever occurs first, unless agreed upon by both parties, reduced to writing, and incorporated as an amendment to this Contract.

Time is of the essence on this Contract.

6. PAYMENT, INVOICING, AND COMPENSATION:

- A. The Contractor may submit an invoice not more than once per month during the term of this Contract to the Agency's Accounts Payable Department. Agency shall pay Contractor's properly executed invoice, approved by the Project Manager, within thirty (30) days following receipt of the invoice.

B. As compensation for the Work performed under this Contract, Agency shall pay Contractor's monthly invoice, for a total contract price **NOT-TO-EXCEED MAXIMUM OF \$4,427,000** for all services satisfactorily provided during the term of this Contract.

1. Invoicing shall be submitted electronically to apgroup@ieua.org. Payment shall be withheld for any service which does not meet the requirements of this Contract or the associated Task Order, until such service is revised, the invoice resubmitted, and accepted by the Project Manager.

Contractor shall submit certified payroll records (CPR's) to the Labor Commissioner using DIR's electronic certified reporting system and provide with their invoice certified payroll verifying that Contractor has paid prevailing wage in accordance with the DIR requirements as stipulated in California Senate Bills 854 and 96 (<http://www.dir.ca.gov/public-works/certified-payroll-reporting.html>).

C. Concurrent with the submittal of the original invoice to the Agency's Accounts Payable Department, the Contractor shall forward (mail, fax, or email) a copy of the invoice to the designated Project Manager, identified in Section 1, on Page 1 of this Contract.

D. No Additional Compensation: Nothing set forth in this Contract shall be interpreted to require payment by Agency to Contractor of any compensation specifically for the assignments and assurances required by the Contract, other than the payment of expenses as may be actually incurred by Contractor in complying with this Contract, as approved by the Project Manager.

7. CONTROL OF THE WORK: The Contractor shall perform the Work in compliance with the Schedule of Work and Services. If performance of the Work falls behind schedule, the Contractor shall accelerate the performance of the Work to comply with the Schedule of Work and Services as directed by the Project Manager. If the nature of the Work is such that Contractor is unable to accelerate the Work, Contractor shall promptly notify the Project Manager of the delay, the causes of the delay, and submit a proposed revised Schedule of Work and Service.

8. LIQUIDATED DAMAGES: Liquidated damages, in the amount of \$1,000 per calendar day, shall apply for each full day that the Contractor's completion of the project is delinquent to May 31, 2019. Any and all liquidated damages shall be paid by the Contractor's acceptance of an award resulting from this Request for Proposal indicates the Contractor's acceptance of this liquidated damages provision and the daily amount expressed herein.

In addition to the liquidated damages, which may be imposed if the Contractor fails to complete the work within the time agreed upon, the Agency may also deduct from any sums due or to become due the Contractor, liquidated damages in accordance

with the Bidding and Contract Requirements, Section 2 – General Information, Part R “Liquidated Damages”, for any violation of the General Conditions, Section 6 - Contractor’s Responsibilities, Part E, “Law and Regulations”; Bidding and Contract Requirements Contract Section D –Contract and Relevant Documents, Part 1.0, Paragraphs 9 through 11; General Conditions, Section 4 – Contractor’s Responsibilities, Part D, “Labor, Materials and Equipment”; General Conditions Section 6 – Contractor’s Responsibilities, Part I, “Safety and Protection” or General Conditions Section 9 – Legal Responsibilities, Part H, “Disturbance of the Peace”.

9. INSURANCE: During the term of this Contract, the Contractor shall maintain, at Contractor's sole expense, the following insurance.

A. Minimum Scope of Insurance: Coverage shall be at least as broad as:

1. Commercial General Liability (“CGL”): Insurance Services Office (“ISO”) Form CG 00 01 covering CGL on an “occurrence” basis, including products and completed operations, property damage, bodily injury and personal & advertising injury with limits no less than \$1,000,000 per occurrence. If a general aggregate limit applies, either the general aggregate limit shall apply separately to this project/location (ISO CG 25 03 or 25 04) or the general aggregate limit shall be twice the required occurrence limit.
2. Automobile Liability: ISO Form Number CA 00 01 covering any auto (Code 1), or if Contractor has no owned autos, covering hired, (Code 8) and non-owned autos (Code 9), with limit no less than \$1,000,000 per accident for bodily injury and property damage.
3. Workers' Compensation and Employers Liability: Workers' compensation limits as required by the State of California, with Statutory Limits, and Employer’s Liability Insurance with limit of no less than \$1,000,000 per accident for bodily injury or disease.
4. Payment Bond and Performance Bond: Shall be in a sum equal to the contract price. If the Performance Bond provides for a one-year warranty a separate Maintenance Bond is not necessary. Bonds shall be duly executed by a responsible corporate surety, authorized to issue such bonds in the State of California and secured through an authorized agent with an office in California.

B. Deductibles and Self-Insured Retention: Any deductibles or self-insured retention must be declared to and approved by the Agency. At the option of the Agency, either: the insurer shall reduce or eliminate such deductibles or self-insured retention as respects the Agency, its officers, officials, employees and volunteers; or the Contractor shall procure a bond guaranteeing payment of losses and related investigations, claim administration and defense expenses.

C. Other Insurance Provisions: The insurance policies are to contain, or be endorsed to contain, the following provisions:

1. Commercial General Liability and Automobile Liability Coverage

- a. Additional Insured Status: The Agency, its officers, officials, employees, and volunteers are to be covered as additional insureds on the CGL policy with respect to liability arising out of work or operations performed by or on behalf of the Contractor including materials, parts or equipment supplied in connection with such work or operations. General liability coverage can be provided in the form of an endorsement to the Contractor's insurance (at least as broad as ISO Form CG 20 10 11 85; or **by either** CG 20 10, CG 20 26, CG 20 33, or CG 20 38 **and** CG 20 37 forms if later revisions are used).
- b. Primary Coverage: The Contractor's insurance coverage shall be primary insurance coverage at least as broad as ISO CG 20 01 04 13 as respects the Agency, its officer, officials, employees and volunteers. Any insurance or self-insurance maintained by the Agency, its officers, officials, employees, volunteers, property owners or engineers under contract with the Agency shall be excess of the Contractor's insurance and shall not contribute with it.
- c. Any failure to comply with reporting provisions of the policies shall not affect coverage provided to the Agency, its officers, officials, employees or volunteers.
- d. The Contractor's insurance shall apply separately to each insured against whom claim is made or suit is brought, except with respect to the limits of the insurer's liability.
- e. The Contractor may satisfy the limit requirements in a single policy or multiple policies. Any additional policies written as excess insurance shall not provide any less coverage than that provided by the first or primary policy.

2. Workers' Compensation and Employers Liability Coverage

Contractor hereby grants to Agency a waiver of any right to subrogation which any insurer of the Contractor may acquire against the Agency by virtue of the payment of any loss under such insurance. Contractor agrees to obtain any endorsement that may be necessary to affect this waiver of subrogation, but this provision applies regardless of whether or not the Agency has received a waiver of subrogation endorsement from the insurer.

3. All Coverages

Each insurance policy required by this Contract shall be endorsed to state that coverage shall not be suspended, voided, canceled by either party, or reduced in coverage or in limits except after thirty (30) days prior written notice by certified mail, return receipt requested, has been given to the Agency pursuant to Section 14, page 12 of this Contract.

- D. Acceptability of Insurers: Insurance is to be placed with insurers with a current A.M. Best's rating of no less than A minus:VII, and who are admitted insurers in the State of California.
- E. Verification of Coverage: Contractor shall provide the Agency with original certificates and amendatory endorsements or copies of the applicable policy language effecting coverage required by this clause. All certificates and endorsements are to be received and approved by the Agency before work commences. However, failure to obtain the required documents prior to the work beginning shall not waive the Contractor's obligation to provide them. The Agency reserves the right to require complete, certified copies of all required insurance policies, including endorsements required by these specifications, at any time.
- F. Submittal of Certificates: Contractor shall submit all required certificates and endorsements to the following:

Inland Empire Utilities Agency, a Municipal Water District
Attn: Angela Witte, Risk Specialist
P.O. Box 9020
Chino Hills, CA 91709
Email: AWitte@ieua.org

10. FITNESS FOR DUTY:

- A. Fitness: Contractor and its Subcontractor personnel on the Jobsite:
1. Shall report to work in a manner fit to do their job;
 2. Shall not be under the influence of or in possession of any alcoholic beverages or of any controlled substance (except a controlled substance as prescribed by a physician so long as the performance or safety of the Work is not affected thereby); and
 3. Shall not have been convicted of any serious criminal offense which, by its nature, may have a discernible adverse impact on the business or reputation of the Agency.

- B. Inspection: Searches by Agency authorized personnel may be made of lockers, storage areas, vehicles, persons or personal effects on Agency-owned, or leased property at various times without prior announcement. Such facility inspections may be conducted using detection dog teams to search work areas and other common areas in order to detect evidence of unlawful drug use or the presence of pyrotechnics, explosives, firearms, weapons, or facsimiles thereof, alcoholic beverages and illegal drugs ("Prohibited Items"). Prohibited Items must not be brought onto, or kept on, Agency property.
- C. Compliance: Contractor shall advise all contractor and subcontractor personnel and associated third parties of the requirements of this Contract ("Fitness for Duty Requirements") before they enter on the Jobsite and shall immediately remove from the Jobsite any employee determined to be in violation of these requirements. Contractor shall impose these requirements on its Subcontractors. Agency may cancel the Contract if Contractor violates these Fitness for Duty Requirements.

11. LEGAL RELATIONS AND RESPONSIBILITIES:

- A. Professional Responsibility: The Contractor shall be responsible, to the level of competency presently maintained by other practicing professionals performing the same or similar type of work.
- B. Status of Contractor: The Contractor is retained as an independent Contractor only, for the sole purpose of providing the services described herein, and is not an employee of the Agency.
- C. Observing Laws and Ordinances: The Contractor shall keep itself fully informed of all existing and future state and federal laws and all county and city ordinances and regulations which in any manner affect the conduct of any services or tasks performed under this Contract, and of all such orders and decrees of bodies or tribunals having any jurisdiction or authority over the same. The Contractor shall at all times observe and comply with all such existing and future laws, ordinances, regulations, orders and decrees, and shall protect and indemnify, as required herein, the Agency, its officers, employees and agents against any claim or liability arising from or based on the violation of any such law, ordinance, regulation, order or decree, whether by the Contractor, its employees, or subcontractors.
- D. Subcontract Services: Any subcontracts for the performance of any services under this Contract shall be subject to the written approval of the Project Manager and shall comply with State of California, Department of Industrial Relations, SB 854 requirements.
- E. Hours of Labor: The Contractor shall comply with all applicable provisions of California Labor Code Sections 1810 to 1815 relating to working hours. The Contractor shall, as a penalty to the Agency, forfeit \$25.00 for each worker

employed in the completion of the Contract by the Contractor or by any subcontractor for each calendar day during which such worker is required or permitted to work more than eight hours in any one calendar day and forty (40) hours in any one calendar week in violation of the provisions of the Labor Code.

- F. Travel and Subsistence Pay: The Contractor shall make payment to each worker for travel and subsistence payments which are needed to complete the work and/or service, as such travel and subsistence payments are defined in an applicable collective bargaining agreements with the worker.
- G. Liens: Contractor shall pay all sums of money that become due from any labor, services, materials or equipment provided to Contractor on account of said services to be rendered or said materials to be provided under this Contract and that may be secured by any lien against the Agency. Contractor shall fully discharge each such lien at the time performance of the obligation secured matures and becomes due.
- H. Indemnification: Contractor shall indemnify the Agency, its directors, employees, and assigns, and shall defend and hold them harmless from all liabilities, demands, actions, claims, losses and expenses, including reasonable attorneys' fees, which arise out of, or are related to, the negligence, recklessness or willful misconduct of the Contractor, its directors, employees, agents, and assigns, in the performance of work under this contract.
- I. Conflict of Interest: No official of the Agency, who is authorized in such capacity and on behalf of the Agency to negotiate, make, accept or approve, or to take part in negotiating, making, accepting or approving this Contract, or any subcontract relating to services or tasks to be performed pursuant to this Contract, shall become directly or indirectly personally interested in this Contract.
- J. Equal Opportunity: During the performance of this Contract, the Contractor shall not unlawfully discriminate against any employee or employment applicant because of race, color, religion, sex, age, marital status, ancestry, physical or mental disability, sexual orientation, veteran status or national origin. The Agency is committed to creating and maintaining an environment free from harassment and discrimination.
- K. Non-Conforming Work and Warranty: Contractor represents and warrants that the Work and Documentation shall be adequate to serve the purposes described in the Contract. For a period of not less than one (1) year after acceptance of the completed Work, Contractor shall, at no additional cost to Agency, correct any and all errors in and shortcomings of the Work or Documentation, regardless of whether any such errors or shortcoming is brought to the attention of Contractor by Agency, or any other person or entity. Contractor shall within three (3) calendar days, correct any error or

shortcoming that renders the Work or Documentation unusable and shall correct other errors within thirty (30) calendar days after Contractor's receipt of notice of the error. Upon request of Agency, Contractor shall correct any such error deemed important by Agency in its sole discretion to Agency's continued use of the Work or Documentation within seven (7) calendar days after Contractor's receipt of notice of the error. If the Project Manager rejects all or any part of the Work or Documentation as unacceptable and agreement to correct such Work or Documentation cannot be reached without modification to the Contract, Contractor shall notify the Project Manager, in writing, detailing the dispute and reason for the Contractor's position. Any dispute that cannot be resolved between the Project Manager and Contractor shall be resolved in accordance with the provisions of this Contract.

L. Disputes:

1. All disputes arising out of or in relation to this Contract shall be resolved in accordance with this section. The Contractor shall pursue the work to completion in accordance with the instruction of the Agency's Project Manager notwithstanding the existence of a dispute. By entering into this Contract, both parties are obligated, and hereby agree, to submit all disputes arising under or relating to the Contract which remain unresolved after the exhaustion of the procedures provided herein, to independent arbitration. Except as otherwise provided herein, arbitration shall be conducted under California Code of Civil Procedure Sections 1280, et seq., or their successor.
2. Any and all disputes prior to the work starting shall be subject to resolution by the Agency's Project Manager; and the Contractor shall comply with the Agency Project Manager instructions. If the Contractor is not satisfied with the resolution directed by the Agency Project Manager, they may file a written protest with the Agency Project Manager within seven (7) calendar days after receiving written directive of the Project Manager's decision. Failure by Contractor to file a written protest within seven (7) calendar days shall constitute waiver of protest, and acceptance of the Project Manager's resolution. The Project Manager shall submit the Contractor's written protests to the General Manager, together with a copy of the Project Manager's written decision, for his or her consideration within seven (7) calendar days after receipt of the protest-related documents. The General Manager shall make his or her determination with respect to each protest filed with the Project Manager within ten (10) calendar days after receipt of the protest-related documents. If Contractor is not satisfied with any such resolution by the General Manager, they may file a written request for arbitration with the Project Manager within seven (7) calendar days after receiving written notice of the General Manager's decision.

3. In the event of arbitration, the parties to this contract agree that there shall be a single neutral Arbitrator who shall be selected in the following manner:
 - a. The Demand for Arbitration shall include a list of five names of persons acceptable to the Contractor to be appointed as Arbitrator. The Agency shall determine if any of the names submitted by Contractor are acceptable and, if so, such person will be designated as Arbitrator.
 - b. In the event that none of the names submitted by Contractor are acceptable to Agency, or if for any reason the Arbitrator selected in Step (a) is unable to serve, the Agency shall submit to Contractor a list of five names of persons acceptable to Agency for appointment as Arbitrator. The Contractor shall, in turn, have seven (7) calendar days in which to determine if one such person is acceptable.
 - c. If after Steps (a) and (b), the parties are unable to mutually agree upon a neutral Arbitrator, the matter of selection of an Arbitrator shall be submitted to the San Bernardino County Superior Court pursuant to Code of Civil Procedure Section 1281.6, or its successor. The costs of arbitration, including but not limited to reasonable attorneys' fees, shall be recoverable by the party prevailing in the arbitration. If this arbitration is appealed to a court pursuant to the procedure under California Code of Civil Procedure Section 1294, et seq., or their successor, the costs of arbitration shall also include court costs associated with such appeals, including but not limited to reasonable attorneys' fees which shall be recoverable by the prevailing party.
4. Association in Mediation/Arbitration: The Agency may join the Contractor in mediation or arbitration commenced by a contractor on the Project pursuant to Public Contracts Code Sections 20104 et seq. Such association shall be initiated by written notice from the Agency's representative to the Contractor.
- M. Workers' Legal Status: For performance against this Contract, Contractor shall only utilize employees and/or subcontractors that are authorized to work in the United States pursuant to the Immigration Reform and Control Act of 1986.
- N. Prevailing Wage Requirements: Pursuant to Section 1770 and following, of the California Labor Code, the Contractor shall not pay less than the general prevailing wage rates, as determined by the Director of the State of California Department of Industrial Relations for the locality in which the work is to be performed and for each craft or type of worker needed to

execute the work contemplated under the Contract. The Contractor or any subcontractor performing part of said work shall strictly adhere to all provisions of the Labor Code, including, but not limited to, minimum wages, work days, nondiscrimination, apprentices, maintenance and availability of accurate payroll records and any other matters required under all Federal, State and local laws related to labor.

SB854 Reuirements:

1. No Contractor or subcontractor may be listed on a bid proposal for a public works project (submitted on or after March 1, 2015) unless registered with the Department of Industrial Relations pursuant to Labor Code section 1725.5 [with limited exceptions from this requirement for bid purposes only under Labor Code section 1771.1(a)].
 2. No contractor or subcontractor may be awarded a contract for public work on a public works project (awarded on or after April 1, 2015) unless registered with the Department of Industrial Relations pursuant to Labor Code section 1725.5.
 3. This project is subject to compliance monitoring and enforcement by the Department of Industrial Relations.
12. OWNERSHIP OF MATERIALS AND DOCUMENTS/CONFIDENTIALITY: The Agency retains ownership of any, and all, partial or complete reports, drawings, plans, notes, computations, lists, and/or other materials, documents, information, or data prepared by the Contractor and/or the Contractor's subcontractor(s) pertaining to this Contract. Said materials and documents are confidential and shall be available to the Agency from the moment of their preparation, and the Contractor shall deliver them to the Agency whenever requested to do so by the Project Manager and/or Agency representative. The Contractor agrees that all documents shall not be made available to any individual or organization, private or public, without the prior written consent of an Agency representative.
13. TITLE AND RISK OF LOSS:
- A. Documentation: Title to the Documentation shall pass to the Agency when prepared; however, a copy may be retained by Contractor for its records and internal use. Contractor shall retain such Documentation in a controlled access file, and shall not reveal, display, or disclose the contents of the Documentation to others without the prior written authorization of the Agency or for the performance of Work related to the Scope of Work described in this Contract.
 - B. Material: Title to all Material, field or research equipment, and laboratory models, procured or fabricated under the Contract shall pass to the Agency

when procured or fabricated, and such title shall be free and clear of any and all encumbrances. Contractor shall have risk of loss of any Material or Agency-owned equipment of which it has custody.

- C. Disposition: Contractor shall dispose of items to which the Agency has title as directed, in writing, by the Project Manager and/or an Agency representative.

14. PROPRIETARY RIGHTS:

- A. Rights and Ownership: Agency's rights to inventions, discoveries, trade secrets, patents, copyrights, and other intellectual property, including the Information and Documentation, and revisions thereto (hereinafter collectively referred to as "Proprietary Rights"), used or developed by Contractor in the performance of the Work, shall be governed by the following provisions:

1. Proprietary Rights conceived, developed, or reduced to practice by Contractor in the performance of the Work shall be the property of Agency, and Contractor shall cooperate with all appropriate requests to assign and transfer same to Agency.
2. If Proprietary Rights conceived, developed, or reduced to practice by Contractor prior to the performance of the Work are used in and become integral with the Work, or are necessary for Agency to have complete control of the Work, Contractor shall grant to Agency a non-exclusive, irrevocable, royalty-free license, as may be required by Agency for the complete control of the Work, including the right to reproduce, correct, repair, replace, maintain, translate, publish, use, modify, copy or dispose of any or all of the Work and grant sublicenses to others with respect to the Work.
3. If the Work includes the Proprietary Rights of others, Contractor shall procure, at no additional cost to Agency, all necessary licenses regarding such Proprietary Rights so as to allow Agency the complete control of the Work, including the right to reproduce, correct, repair, replace, maintain, translate, publish, use, modify, copy, or dispose of any or all of the Work; and to grant sublicenses to others with respect to the Work. All such licenses shall be in writing and shall be irrevocable and royalty-free to Agency.

- B. INFRINGEMENT: Contractor represents and warrants that the Work and Documentation shall be free of any claim of trade secret, trade mark, trade name, copyright, or patent infringement or other violations of any Proprietary Rights of any person.

Contractor shall defend, indemnify and hold harmless, Agency, its officers, directors, agents, employees, successors, assigns, servants, and volunteers

free and harmless from any and all liability, damages, losses, claims, demands, actions, causes of action, and costs including reasonable attorney's fees and expenses arising out of any claim that use of the Work or Documentation infringes upon any trade secret, trade mark, trade name, copyright, patent, or other Proprietary Rights.

Contractor shall, at its expense and at Agency's option, refund any amount paid by Agency under the Contract, or exert its best efforts to procure for Agency the right to use the Work and Documentation, to replace or modify the Work and Documentation as approved by Agency so as to obviate any such claim of infringement, or to put up a satisfactory bond to permit Agency's continued use of the Work and Documentation.

15. **NOTICES:** Any notice may be served upon either party by delivering it in person, or by depositing it in a United States Mail deposit box with the postage thereon fully prepaid, and addressed to the party at the address set forth below:

Agency: Warren T. Green
Manager of Contracts and Procurement
Inland Empire Utilities Agency
P.O. Box 9020
Chino Hills, CA 91709

Contractor: John Phillips
Big Sky Electric, Inc.
310 McArthur Way, Suite A
Upland, CA 91786

Any notice given pursuant to this section shall be deemed effective in the case of personal delivery, upon receipt thereof, or, in the case of mailing, at the moment of deposit in the course of transmission through the United States Postal Service.

16. **SUCCESSORS AND ASSIGNS:** All of the terms, conditions and provisions of this Contract shall take effect to the benefit of and be binding upon the Agency, the Contractor, and their respective successors and assigns. No assignment of the duties or benefits of the Contractor under this Contract may be assigned, transferred, or otherwise disposed of, without the prior written consent of the Agency; and any such purported or attempted assignment, transfer, or disposal without the prior written consent of the Agency shall be null, void, and of no legal effect whatsoever.
17. **PUBLIC RECORDS POLICY:** Information made available to the Agency may be subject to the California Public Records Act (Government Code Section 6250 et seq.) The Agency's use and disclosure of its records are governed by this Act. The Agency shall use its best efforts to notify Contractor of any requests for disclosure of any documents pertaining to this work. In the event of litigation concerning disclosure of information Contractor considers exempt from disclosure; (e.g., Trade Secret, Confidential, or Proprietary) Agency shall act as a stakeholder only, holding the information until otherwise ordered by a court or other legal process. If Agency is required to defend an action arising out of a Public

Records Act request for any of the information Contractor has marked "Confidential," "Proprietary," or "Trade Secret," Contractor shall defend and indemnify Agency from all liability, damages, costs, and expenses, in any action or proceeding arising under the Public Records Act.

18. RIGHT TO AUDIT: The Agency reserves the right to review and/or audit all Contractor's records related to the Work. The option to review and/or audit may be exercised during the term of the Contract, upon termination, upon completion of the Contract, or at any time thereafter up to twelve (12) months after final payment has been made to the Contractor. The Contractor shall make all records and related documentation available within three (3) working days after said records are requested by the Agency.
19. INTEGRATION: The Contract Documents represent the entire Contract made and entered into by and between the Agency and the Contractor as to those matters contained in this contract. No prior oral or written understanding shall be of any force or effect with respect to those matters covered by the Contract Documents. This Contract may not be modified, altered, or amended except by written mutual agreement by the Agency and the Contractor.
20. GOVERNING LAW: This Contract is to be governed by and constructed in accordance with the laws of the State of California, in the County of San Bernardino.
21. TERMINATION FOR CONVENIENCE: The Agency reserves and has the right to immediately suspend, cancel or terminate this Contract at any time upon written notice to the Contractor. In the event of such termination, the Agency shall pay Contractor for all authorized and Contractor-invoiced services up to the date of such termination, as approved by the Project Manager.
22. FORCE MAJEURE: Neither party shall hold the other responsible for the effects of acts occurring beyond their control; e.g., war, riots, strikes, natural disasters, etcetera.
23. NOTICE TO PROCEED: No services shall be performed or provided under this Contract unless and until this document has been properly signed by all responsible parties and a notice to proceed has been issued to the Contractor by the Project Manager.
24. AUTHORITY TO EXECUTE CONTRACT: The Signatories, below, each represent, warrant, and covenant that they have the full authority and right to enter into this Contract on behalf of the separate entities shown below.
25. DELIVERY OF DOCUMENTS: The Parties to this Contract and the individuals named to facilitate the realization of its intent, with the execution of the Contract, authorize the delivery of documents via facsimile, via email, and via portable document format (PDF) and covenant agreement to be bound by such electronic versions.

The parties hereto have caused the Contract to be entered as of the day and year written above.

INLAND EMPIRE UTILITIES AGENCY:
**A MUNICIPAL WATER DISTRICT*

BIG SKY ELECTRIC, INC.:

Warren T. Green (Date)
Manager of Contracts
and Procurement

John Phillips (Date)
President

[Balance Of This Page Intentionally Left Blank]

Attachment 4



**CONTRACT AMENDMENT NUMBER: 4600002269-005
FOR
CONSULTING ENGINEERING SERVICES
FOR THE
RP-1 POWER RELIABILITY BUILDING CONTROLS,
PROJECT NO. EN17044**

THIS CONTRACT AMENDMENT FIVE is made and entered into this ____ day of _____, 2018, by and between the Inland Empire Utilities Agency, a Municipal Water District, organized and existing in the County of San Bernardino under and by virtue of the laws of the State of California (hereinafter referred to as "Agency") and Black & Veatch Corporation with offices located in Los Angeles and Irvine, California (hereinafter referred to as "Consultant"), for Electrical and Instrumentation & Control (I&C) design services for the RP-1 Power Reliability Building Controls Project No. EN17044, and shall revise the Contract as herein amended:

SECTION FOUR, SCOPE OF WORK AND SERVICES, IS CHANGED TO ADD: Additional Consultant services and responsibilities shall include and be in accordance with tasks identified in Consultant's Proposal dated June 25, 2018, which is attached hereto, incorporated herein, and made a part hereof as **Exhibit A**.

SECTION SIX, COMPENSATION IS CHANGED TO ADD THE FOLLOWING PARAGRAPH:

As compensation for the additional work performed under this Contract, Agency shall pay Consultant, on a **Fixed Price Level-of-Effort basis** at the rates specified within Consultant's proposal, which is attached hereto, incorporated herein, and made a part hereof as **Exhibit A**, up to the **NOT-TO-EXCEED MAXIMUM OF \$292,144.00**. This represents an increase of \$189,644.00 as authorized by SAP Purchase Requisition 10045165.

All Other Provisions Of This Contract Remain Unchanged, In Full Force, And Effect.

(Signature Page Immediately Follow)



Inland Empire Utilities Agency
A MUNICIPAL WATER DISTRICT


The parties hereto have mutually covenanted and agreed as per the above amendment item, and in doing so have caused this document to become incorporated into the Contract Documents.

INLAND EMPIRE UTILITIES AGENCY:
**A MUNICIPAL WATER DISTRICT*


BLACK AND VEATCH CORPORATION:

Halla H. Razak
General Manager

(Date)



Jeff Neeman, P.E.
Associate Vice President



(Date)

[Balance Of This Page Intentionally Left Blank]

Exhibit A



June 25, 2018

Inland Empire Utilities Agency
6075 Kimball Ave
Chino, CA. 91708

Attention: Mr. Gary Dix

Subject: Request for Proposal for Consulting Engineering Services for the RP-1 and 12kV Switchgear Generator Control Upgrades, Project No. EN17044 Amendment Request No. 4

We are pleased to submit a fee estimate to provide Owner's Engineering Services during the Design/Build Phase of the subject project based on the scope of work provided by the Inland Empire Utilities Agency (IEUA) to Black & Veatch on May 29, 2018.

BACKGROUND

The RP-1 Power Switchgear Generator Control Upgrades Project involves the integration of a new control system at the Power Reliability Building (PRB). The project objective is to improve and enhance the operation and reliability of the existing power generating equipment.

This project also includes the removal of existing 12 kV switchgear and installation of new 12 kV switchgear in the PRB. The switchgear will be designed to be flexible, efficient and have room for expansion.

Black & Veatch has completed development of the technical documents for the Design/Build Contractor. For the next phase of the project, IEUA has requested additional engineering services from Black & Veatch covered under Amendment No. 4 to provide owner's representative assistance during the final design, construction and post-construction phases of the project.

SCOPE OF SERVICES

In this letter proposal, we have outlined the additional scope of work that Black & Veatch will perform as requested by IEUA.

TASK 1—Design Services

This task will include the following services:

- A. Project Management to prepare invoices, track progress, the budget and participate in the project kick-off meeting.
- B. During the project kick-off phase, Black & Veatch will attend meetings and review the Design/Build Contractor documents as identified in the IEUA scope of work.
- C. During the 50% design review, Black & Veatch will attend meetings and workshops and review the design documents as identified in the IEUA scope of work.



- D. During the 85% design review, Black & Veatch will attend meetings and workshops and review the updated design documents as identified in the IEUA scope of work.
- E. During Final Design review, Black & Veatch will attend one (1) meeting and one (1) workshop and review the final design documents as identified in the IEUA scope of work.

Agendas and meeting minutes are assumed to be prepared by IEUA, but Black & Veatch has included time to review meeting minutes for accuracy and completeness. Black & Veatch has assumed twenty (24) drawings will be reviewed at the 50% Design Phase, increasing to 36 drawings for the 85% and final design reviews.

TASK 2—Construction Services

- A. Project Management to prepare invoices, track progress, manage the budget and provide general project coordination.
- B. Attend one (1) preconstruction workshop and nine (9) construction workshops
- C. Attend one (1) Factory Acceptance Test (FAT) which will be located out of state for 3 days.
- D. Attend weekly Construction Progress Meetings by phone. Sixteen (16) progress meetings are included at average time of one (1) hour each meeting.
- E. Review of shop drawings and submittals provided by the Design/Build Contractor to be completed within twenty-one (21) calendar days. Ten (10) shop drawings are included in our fee estimate for Black & Veatch review. The fee estimate includes four hours of review time for initial shop drawing review and 2 hours for each resubmittal for a total twenty (20) submittal reviews. Half of the submittals are assumed to require I&C discipline review.
- F. Assist in the response to job-site questions and review Request for Deviations submitted by the Design/Build Contractor. A total of twenty (20) Requests for Information or job-site questions are included at an average effort of three (3) hours per question. Half of the questions are assumed to be related to Electrical with the other half Instrumentation and Controls.
- G. Attend the testing, training, start-up and commissioning workshop.

TASK 3—Post Construction Services

- A. Review the Design/Build Contractor's as-built drawings. Review the Operations and Maintenance manuals, Asset List and Process Control Narrative as submitted by the Design/Build Contractor.

SCHEDULE IMPACT

The following schedule was used to prepare the fee estimate per the IEUA scope of scope, acknowledging it is subject to change.

Milestone	Completion Date
Design/Build Contract Award	August 15, 2018
Design Completion	March 1, 2019
Construction Completion	April 30, 2019
Project Closure	June 30, 2019

Black & Veatch anticipates the majority of the design will be completed within the first 3 to 4 months following Contractor notice-to-proceed.

ESTIMATED FEE

Our fee for the above additional efforts is estimated not-to-exceed one hundred eighty nine thousand six hundred forty four dollars (\$189,644). Our billing rates and the fee breakdown are provided in the attached fee tables.

We look forward to continuing assisting IEUA with this project as it moves forward from preliminary design through construction and commissioning. We will expeditiously and cost-effectively work towards achieving IEUA's goals for this project.

If you have additional questions and would like to discuss this proposal, please contact Brian Waite at (949) 471-3896.

Very truly yours,

BLACK & VEATCH CORPORATION



Brian Waite, PE
 Project Manager
 (949) 471-3896
Waiteb@BV.com



Matthew L. Thomas, PE
 Project Director
 (949) 788-4250
ThomasML@BV.com

Attachments: Table 1: Labor and Fee Estimate
 Table 2: Meeting Level of Effort
 Table 3: Submittal Level of Effort

Table 1
IEUA Electrical Amendment #4 - DB Owners Rep Assistance
Labor and Fee Estimate

Task Description	Principal In Charge	Project Manager	Electrical Eng Manager	I&C Eng Manager	Accounting	Total Hours	Total Labor	Direct Expense	Total Subs	Total Cost
Task	Rate	\$300	\$290	\$290	\$230	\$95				
Task 1 - Design Services										
1.1 Project Management	0.0	15.0			11.0	26	5,395	0	0	5,395
1.2 Kick-off Meeting and Document Review										
Meetings		6.0	8.5	8.5		23	6,160	76	0	6,236
Submittal Review		0.0	9.0	14.0		23	5,830	0	0	5,830
1.3 50% Design Meetings and Document Review										
Meetings		0.0	8.5	20.5		29	7,180	153	0	7,333
Submittal Review		0.0	42.0	44.0		86	22,300	0	0	22,300
1.4 85% Design Meetings and Document Review										
Meetings		0.0	8.5	32.5		41	9,940	229	0	10,169
Submittal Review		0.0	25.0	29.0		54	13,920	0	0	13,920
1.5 100% Design Meetings and Document Review										
Meetings		0.0	2.5	8.5		11	2,680	38	0	2,718
Submittal Review		0.0	28.0	31.0		59	15,250	0	0	15,250
Task 2 Construction Services										
2.1 Project Management	0.0	17.5			12.5	30	6,263	0	0	6,263
2.2 Pre/Construction workshops		0.0	48.0	48.0		96	24,960	610	0	25,570
2.3 FAT Witnessing		0.0	32.0	0.0		32	9,280	1,440	0	10,720
2.4 Weekly Progress Meetings		0.0	16.0	12.0		28	7,400	0	0	7,400
2.5 Shop Drawing Reviews		2.0	60.0	30.0		92	24,880	0	0	24,880
2.6 Question/RFI Assistance		0.0	30.0	30.0		60	15,600	0	0	15,600
Task 3 Post Construction Services										
3.1 As-built Review		0.0	16.0	8.0		24	6,480	0	0	6,480
3.2 O&M Manual Review		0.0	4.0	4.0		8	2,080	0	0	2,080
3.3 Process Control Narrative Review		0.0	2.0	4.0		6	1,500	0	0	1,500
TOTAL	0	41	340	324	24	728	\$187,098	\$2,546	0	\$189,644

Table 2
IEUA Electrical Amendment #4 - DB Owners Rep Assistance
Meeting Level of Effort

Phase	Title	Day(s)	Duration (Hrs)	Requirements	PM (Hrs)	Electrical (Hrs)	I&C (Hrs)	Travel (\$)	Notes
Design	Project Kickoff	1	4	In-Person	6	6	6	\$ 76.30	
Design	IEUA Internal Review	1	2	Conference Call	0	2.5	2.5	\$ -	
50% Design	Architectural and Equipment	1	4	In-Person	0	6	6	\$ 76.30	
50% Design	Process Control Narrative	2	4	In-Person	0	0	12	\$ 76.30	
50% Design	IEUA Internal Review	1	2	Conference Call	0	2.5	2.5	\$ -	
85% Design	Architectural and Equipment	1	4	In-Person	0	6	6	\$ 76.30	
85% Design	OIT/HMI Screens	2	4	In-Person	0	0	12	\$ 76.30	
85% Design	Process Control Narrative	2	4	In-Person	0	0	12	\$ 76.30	
85% Design	IEUA Internal Review	1	2	Conference Call	0	2.5	2.5	\$ -	
Final Design	Process Control Narrative	1	4	In-Person	0	0	6	\$ 38.15	
Final Design	IEUA Internal Review	1	2	Conference Call	0	2.5	2.5	\$ -	
Construction	Preconstruction and Overall System Workshop	1	4	In-Person	0	6	6	\$ 76.30	
Construction	Transition and Backup Generation Workshop	2	4	In-Person	0	12	0	\$ 76.30	
Construction	Electrical I&C and Mechanical Workshop	2	4	In-Person	0	12	12	\$ 152.60	
Construction	SCADA System Programming Workshop	2	4	In-Person	0	0	12	\$ 76.30	
Construction	70% Construction Completion Workshop	1	4	In-Person	0	6	6	\$ 76.30	
Construction	FAT Test (Out of State)	3	24	In-Person	0	32	0	\$ 1,440.00	4 hours each way travel
Construction	Weekly Progress Meetings	8	2	Conference Call	0	16	12	\$ -	
Construction	Testing/Training/Startup/Commissioning Workshop	1	4	In-Person	0	12	12	\$ 152.60	

Table 3
IEUA Electrical Amendment #4 - DB Owners Rep Assistance
Submittal Level of Effort

Phase	Title	# of submittals	PM (Hrs)	Electrical (Hrs)	I&C (Hrs)	Notes
Design	Control Panel/Switchgear Layout	1	0	4	4	
Design	Component List/Bill of Materials	1	0	2	2	
Design	Project Schedule	1	0	2	2	
Design	Process Control Narrative (draft)	1	0	1	6	
50% Design	Project Description	1	0	1	1	
50% Design	Back-up and Transition Plan	1	0	4	1	
50% Design	Design Criteria	1	0	2	2	
50% Design	Equipment Cut Sheets	1	0	6	6	
50% Design	Drawings	1	0	24	24	Assumed: 24 dwgs @ 2 hr/dwg
50% Design	Specifications	1	0	4	4	
50% Design	Process Control Narrative	1	0	1	6	
85% Design	Drawings	1	0	18	18	Assumed: 36 dwgs @ 1 hr/dwg
85% Design	Specifications	1	0	2	4	
85% Design	Process Control Narrative	1	0	1	6	
85% Design	Back-up and Transition Plan	1	0	4	1	
Final Design	Drawings	1	0	18	18	Assumed: 36 dwgs @ 1 hr/dwg
Final Design	Specifications	1	0	1	2	
Final Design	Process Control Narrative	1	0	1	4	
Final Design	Design Calculations	1	0	4	2	
Final Design	Equipment Cut Sheets	1	0	2	4	
Final Design	Back-up and Transition Plan	1	0	2	1	
Construction	Shop Drawings (qty 10)	2	2	60	30	
Post Construction	As-builts	1	0	16	8	
Post Construction	O&M Manual	1	0	4	4	
Post Construction	Final Process Control Narrative	1	0	2	4	

**INFORMATION
ITEM**

4A

Date: August 15, 2018

H H R

To: The Honorable Board of Directors

From: Halla Razak, General Manager

Committee: Finance & Administration

08/08/18

Executive Contact: Christina Valencia, Executive Manager of Finance & Administration/AGM

Subject: Treasurer's Report of Financial Affairs

Executive Summary:

The Treasurer's Report of Financial Affairs for the month ended June 30, 2018 is submitted in a format consistent with the State requirement.

For the month of June 2018, total cash, investments, and restricted deposits of \$222,953,603 reflects a decrease of \$3,878,517 compared to the total of \$226,832,120 reported for May 2018. The decrease was due to debt service payments and project expenses partially offset by capital call and State Revolving Fund (SRF) loan receipts. The average days of cash on hand for the month ended June 30, 2018 decreased from 261 days to 253 days.

The unrestricted Agency investment portfolio yield in June 2018 was 2.118%, an increase of 0.205% compared to the May yield of 1.913%. The increase can be attributed to a more favorable market yield.

Staff's Recommendation:

The Treasurer's Financial Affairs Report for the month ended June 30, 2018 is an informational item for the Board of Director's review.

Budget Impact Budgeted (Y/N): N Amendment (Y/N): N Amount for Requested Approval:

Account/Project Name:

Fiscal Impact (explain if not budgeted):

Interest earned on the Agency's investment portfolio increases the Agency's overall reserves.

Prior Board Action:

On July 18, 2018, the Board of Directors approved the Treasurer's Financial Affairs Report for the month ended May 31, 2018.

Environmental Determination:

Not Applicable

Business Goal:

The Financial Affairs report is consistent with the Agency's Business Goal of Fiscal Responsibility in providing financial reporting that accounts for cash and investment activities to fund operating requirements and to optimize investment earnings.

Attachments:

- Attachment 1 - June 18 Financial Affairs - Background
- Attachment 2 - June 18 Financial Affairs - Powerpoint
- Attachment 3 - June 18 Financial Affairs Report

Background

Subject: Treasurer's Report of Financial Affairs

The Treasurer's Report of Financial Affairs for the month ended June 30, 2018 is submitted in a format consistent with State requirements. The monthly report denotes investment transactions that have been executed in accordance with the criteria stated in the Agency's Investment Policy (Resolution No. 2018-2-5).

Agency total cash, investments, and restricted deposits for the month ended June 30, 2018 was \$222.9 million, a decrease of \$3.9 million from the \$226.8 million reported for the month ended May 31, 2018. The decrease was primarily due to debt service payments and project expenses partially offset by capital call and State Revolving Funds (SRF) loan receipts.

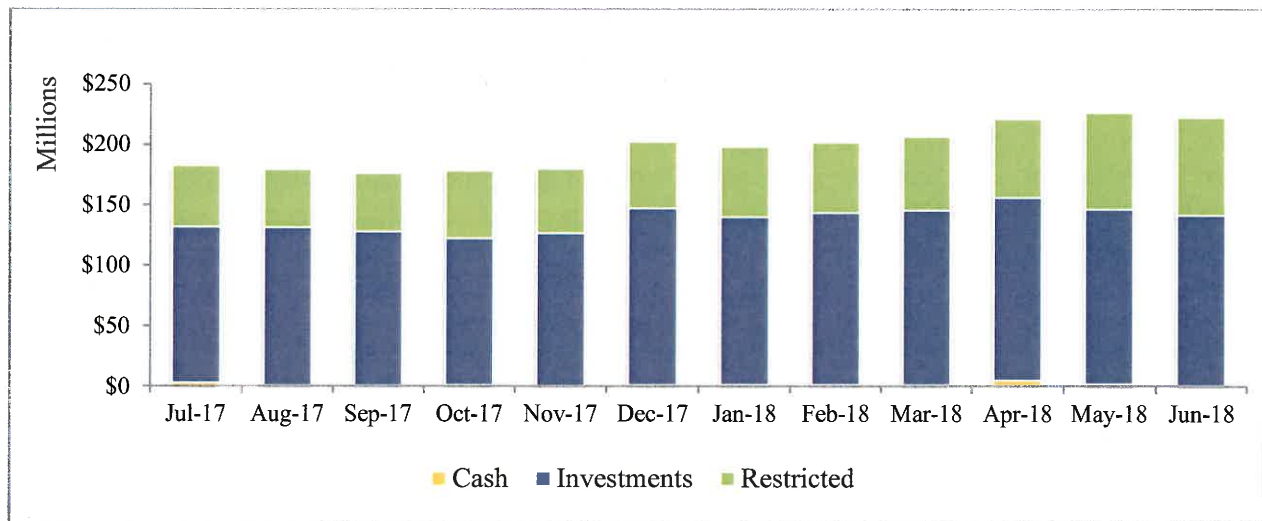
Table 1 represents the unrestricted Agency investment portfolio, by authorized investment and duration, with total portfolio amount of \$141.3 million. The Agency portfolio excludes restricted deposits in the amount of \$81.4 million held by member agencies and with fiscal agents.

PFM Asset Management LLC assumed day to day management of the Agency's investment portfolio beginning in April 2018.

Table 1: Agency Portfolio

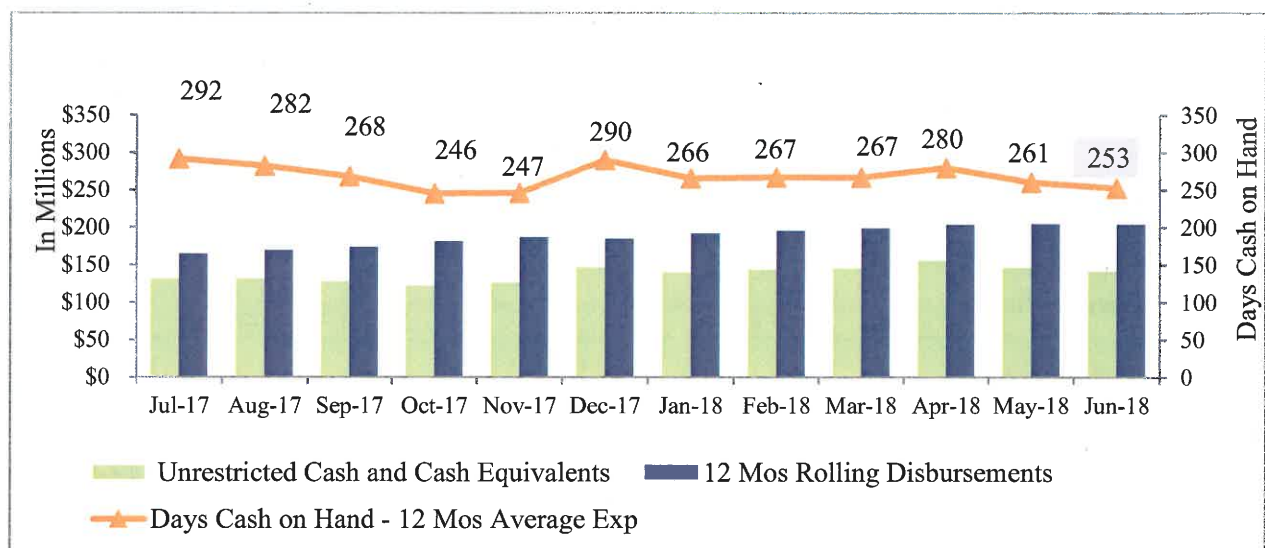
Authorized Investments	Allowable Threshold (\$ million or %)	Investment Value as of June 30, 2018 (\$ million)				Average Yield	Portfolio % (Unrestricted)
		Under 1 Year	1-3 Years	Over 3 Years	Total		
LAIF- Unrestricted	\$65	\$22.53			\$22.53	1.86%	15.95%
CAMP - Unrestricted	n/a	\$35.50			\$35.50	2.05%	25.13%
Citizens Business Bank – Sweep	40%	\$ 2.60			\$ 2.60	0.90%	1.85%
Brokered Certificates of Deposit	30%	\$0.96	\$1.65	\$0.81	\$ 3.42	2.65%	2.43%
Commercial Paper	25%	\$1.00			\$ 1.00	2.43%	0.70%
Medium Term Notes	30%	\$7.73	\$1.13	\$9.25	\$18.11	2.35%	12.82%
Municipal Bonds	10%		\$1.00		\$ 1.00	1.75%	0.71%
US Treasury Notes	n/a	\$1.95	\$7.87	\$14.70	\$24.52	2.53%	17.35%
US Gov't Securities	n/a	\$7.76	\$23.22	\$1.61	\$32.59	1.98%	23.06%
Total		\$80.03	\$34.87	\$26.37	\$141.3	2.12%	100.00%

Figure 1: Cash, Investments, and Restricted Deposits



Average days cash on hand is calculated using the monthly ending balance of unrestricted cash and cash equivalents divided by disbursements associated with operating expenses, debt service, and capital expenditures as recorded in the Agency’s cash flow. The average days of cash on hand for the month ended June 30, 2018 decreased from 261 days to 253 days as shown in Figure 2.

Figure 2: Days Cash on Hand – 12 Month Rolling Average



Monthly cash and investment summaries are available on the Agency’s website at www.ieua.org/fy-2017-18-cash-and-investment/.

Treasurer's Report of Financial Affairs for June 30, 2018



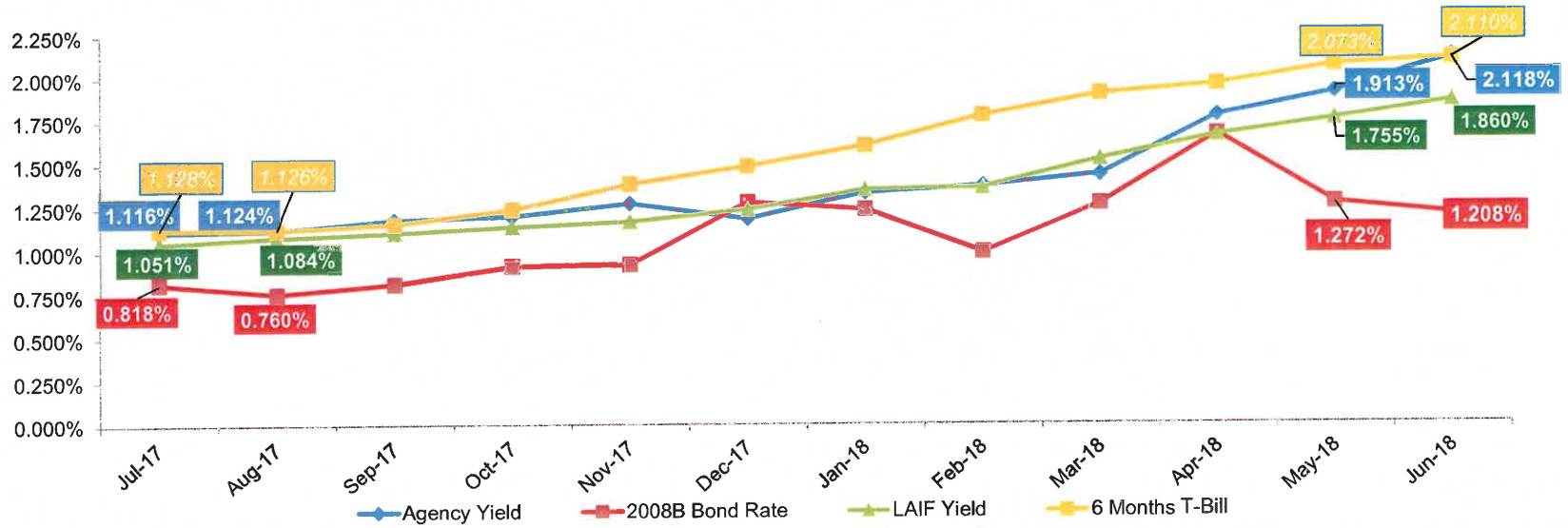
Agency Liquidity

- Decrease due to debt service payments and project expenses partially offset by capital call and SRF loan receipts.

Liquidity			
Description	June (\$ million)	May (\$ million)	Increase/ (Decrease) (\$ million)
Investment Portfolio	\$141.3	\$144.8	(\$3.5)
Cash and Restricted Deposits	<u>\$81.6</u>	<u>\$82.0</u>	<u>(\$0.4)</u>
Total Investments, Cash, and Restricted Deposits	\$222.9	\$226.8	(\$3.9)
Investment Portfolio Yield	2.118%	1.913%	0.205%
Weighted Average Duration (Years)	1.06	0.99	0.07
Average Cash on Hand (days)	253	261	(8)

Monthly cash and investment summaries available at: www.ieua.org/fy-2017-18-cash-and-investment/

Month End Portfolio Yield Comparison



Questions



The Treasurer's Report of Financial Affairs is consistent with the Agency's business goal of fiscal responsibility.

TREASURER'S REPORT OF FINANCIAL AFFAIRS

For the Month Ended June 30, 2018



All investment transactions have been executed in accordance with the criteria stated in the Agency's Investment Policy (Resolution No. 2018-2-5) adopted by the Inland Empire Utilities Agency's Board of Directors during its regular meeting held on February 21, 2018.

The funds anticipated to be available during the next six-month period are expected to be sufficient to meet all foreseen expenditures during the period.

* A Municipal Water District

INLAND EMPIRE UTILITIES AGENCY
Cash and Investment Summary

Month Ended
June 30, 2018

Cash, Bank Deposits, and Bank Investment Accounts

Investments

Citizens Business Bank (CBB) Repurchase (Sweep)
Local Agency Investment Fund (LAIF)
CalTrust
California Asset Management Program (CAMP)
Certificates of Deposit
Municipal Bonds
Commercial Paper
Medium Term Notes
U.S. Treasury Notes
U.S. Government Sponsored Entities

Total Investments

Total Cash and Investments Available to the Agency

Restricted Deposits

CAMP Water Connection Reserve
LAIF Self Insurance Reserve
Debt Service Accounts
Capital Capacity Reimbursement Account (CCRA) Deposits Held by Member Agencies
California Employers' Retirement Benefit Trust Account - CERBT (Other Post Employment Benefits - OPEB)
Escrow Deposits

Total Restricted Deposits

Total Cash, Investments, and Restricted Deposits

	June	May
	<u>\$286,501</u>	<u>\$1,874,921</u>
	\$2,606,431	\$18,158,793
	22,527,517	22,527,517
	0	0
	35,497,959	23,438,371
	3,429,482	1,205,000
	998,523	998,419
	991,000	989,000
	18,112,339	18,116,323
	24,515,514	22,519,500
	<u>32,588,827</u>	<u>36,824,788</u>
	\$141,267,592	\$144,777,711
	<u>\$141,554,093</u>	<u>\$146,652,632</u>
	\$10,882,109	\$10,091,623
	5,979,918	5,979,918
	2,563,997	2,561,496
	46,804,082	48,468,107
	14,249,085	12,217,999
	<u>920,319</u>	<u>860,345</u>
	\$81,399,510	\$80,179,488
	<u>\$222,953,603</u>	<u>\$226,832,120</u>

INLAND EMPIRE UTILITIES AGENCY
Cash and Investment Summary

Month Ended
June 30, 2018

Cash, Bank Deposits, and Bank Investment Accounts

CBB Demand Account (Negative balance offset by CBB Sweep Balance)	\$28,877
CBB Payroll Account	-
CBB Workers' Compensation Account	29,781
Subtotal Demand Deposits	\$58,658
Other Cash and Bank Accounts	
Petty Cash	\$2,250
Subtotal Other Cash	\$2,250
US Bank Pre-Investment Money Market Account	\$225,593
Total Cash and Bank Accounts	\$286,501

Unrestricted Investments

CBB Repurchase (Sweep) Investments	
Fannie Mae Bond	\$2,606,431
Subtotal CBB Repurchase (Sweep)	\$2,606,431
Local Agency Investment Fund (LAIF)	
LAIF Fund	\$22,527,517
Subtotal Local Agency Investment Fund	\$22,527,517
California Asset Management Program (CAMP)	
Short Term	\$35,497,959
Subtotal CAMP	\$35,497,959

INLAND EMPIRE UTILITIES AGENCY
Cash and Investment Summary

Month Ended
June 30, 2018

Unrestricted Investments Continued

Brokered Certificates of Deposit

Brokered Certificates of Deposit	\$3,429,482
Subtotal Brokered Certificates of Deposit	\$3,429,482

Commercial Paper

Natixis NY Branch	\$991,000
Subtotal Commercial Paper	\$991,000

Municipal Bonds

State and Local Municipal Bonds	\$998,523
Subtotal Municipal Bonds	\$998,523

Medium Term Notes

Johnson & Johnson	\$1,663,461
Microsoft	2,054,073
Exxon Mobil	2,508,134
Wells Fargo Bank	1,503,601
UPS of America Inc	794,214
Hershey Company	334,780
American Honda Finance	769,004
Boeing Co	798,365
Toyota Motor	979,772
Bank of NY Mellon	1,372,529
American Express	786,214
Walt Disney Company	799,508
Visa Inc	796,693
Bank of America	770,555
Oracle Corp	1,390,276
Burlington North Santa Fe Corp	791,160
Subtotal Medium Term Notes	\$18,112,339

INLAND EMPIRE UTILITIES AGENCY
Cash and Investment Summary

Month Ended
June 30, 2018

Unrestricted Investments Continued

U.S. Treasury Notes

Treasury Note	\$24,515,514
Subtotal U.S. Treasury Notes	<u>\$24,515,514</u>

U.S. Government Sponsored Entities

Fannie Mae Bank	\$7,858,536
Freddie Mac Bank	9,506,541
Federal Farm Credit Bank	5,759,889
Federal Home Loan Bank	9,463,861
Subtotal U.S. Government Sponsored Entities	<u>\$32,588,827</u>

Total Investments

\$141,267,592

Restricted Deposits

Investment Pool Accounts

CAMP -Water Connection Reserves	\$10,882,109
LAIF - Self Insurance Fund Reserves	5,979,918
Subtotal Investment Pool Accounts	<u>\$16,862,027</u>

Debt Service

2008B Debt Service Accounts	\$2,563,310
2010A Debt Service Accounts	3
2017A Debt Service Accounts	684
Subtotal Debt Service	<u>\$2,563,997</u>

INLAND EMPIRE UTILITIES AGENCY
Cash and Investment Summary

Month Ended
June 30, 2018

Restricted Deposits Continued

CCRA Deposits Held by Member Agencies

City of Chino	\$10,308,549
Cucamonga Valley Water District	4,678,426
City of Fontana	6,334,771
City of Montclair	2,275,853
City of Ontario	14,733,781
City of Chino Hills	6,524,281
City of Upland	1,948,421
Subtotal CCRA Deposits Held by Member Agencies	\$46,804,082

CalPERS

CERBT Account (OPEB)	\$14,249,085
Subtotal CalPERS Accounts	\$14,249,085

Escrow Deposits

Kemp Brothers Construction	\$871,046
Genesis Construction	49,273
Subtotal Escrow Deposits	\$920,319

<i>Total Restricted Deposits</i>	\$81,399,510
---	---------------------

<i>Total Cash, Investments, and Restricted Deposits as of June 30, 2018</i>	\$222,953,603
--	----------------------

Total Cash, Investments, and Restricted Deposits as of 6/30/18	\$222,953,603
Less: Total Cash, Investments, and Restricted Deposits as of 5/31/18	226,832,120
<i>Total Monthly Increase (Decrease)</i>	(\$3,878,517)

INLAND EMPIRE UTILITIES AGENCY

Cash and Investment Summary

Month Ended
June 30, 2018

	Credit Rating @ Purchase		CHANGES IN Credit Rating		Par	Cost Basis	Term	June	%	%	Maturity	Market
	S&P	Moody's	S&P	Moody's	Amount	Amount	(Days)	Value	Coupon	Yield to Maturity	Date	Value
Cash, Bank Deposits, and Bank Investment Accounts												
Citizens Business Bank (CBB)												
Demand Account*					\$28,877	\$28,877	N/A	\$28,877		N/A	N/A	\$28,877
Payroll Checking					0	0	N/A	0		N/A	N/A	0
Workers' Compensation Account					29,781	29,781	N/A	29,781		N/A	N/A	29,781
Subtotal CBB Accounts					\$58,658	\$58,658		\$58,658				\$58,658
US Bank (USB)												
Custodial Money Market (Investment Mgmt.)					\$174,445	\$174,445	N/A	\$174,445		0.20%	N/A	\$174,445
Custodial Money Market (Debt Service)					51,148	51,148	N/A	51,148		1.40%	N/A	51,148
Subtotal USB Account					\$225,593	\$225,593		\$225,593		0.47%		\$225,593
Petty Cash					\$2,250	\$2,250	N/A	\$2,250		N/A	N/A	\$2,250
Total Cash, Bank Deposits and Bank Investment Accounts					\$286,501	\$286,501		\$286,501				\$286,501
<i>*Negative demand checking balance is offset by the Daily Repurchase (Sweep) Account balance</i>												
Investments												
CBB Daily Repurchase (Sweep) Accounts												
Fannie Mae Bond					\$2,606,431	\$2,606,431	N/A	\$2,606,431		0.90%	N/A	\$2,606,431
Subtotal CBB Repurchase Accounts					\$2,606,431	\$2,606,431		\$2,606,431		0.90%		\$2,606,431
LAIF Accounts												
Non-Restricted Funds					\$22,527,517	\$22,527,517	N/A	\$22,527,517		1.854%	N/A	\$22,527,517
Subtotal LAIF Accounts					\$22,527,517	\$22,527,517		\$22,527,517		1.854%		\$22,527,517
CAMP Accounts												
Non-Restricted Funds					\$35,497,959	\$35,497,959	N/A	\$35,497,959		2.05%	N/A	\$35,497,959
Subtotal CAMP Accounts					\$35,497,959	\$35,497,959		\$35,497,959		2.05%		\$35,497,959
Brokered Certificates of Deposit (CDs)												
American Express Credit	N/R	N/R			\$240,000	\$240,000	1097	\$240,000	1.70%	1.70%	07/16/18	\$239,956
American Express Credit	N/R	N/R			240,000	240,000	1097	240,000	1.70%	1.70%	07/16/18	239,955
Ally Bank	N/R	N/R			243,000	243,000	722	243,000	1.45%	1.45%	03/11/19	241,653
Wells Fargo Bank	N/R	N/R			242,000	242,000	729	242,000	1.55%	1.55%	03/15/19	240,803
Bank of Nova Scotia Houston	N/R	N/R			1,410,000	1,409,464	730	1,409,482	3.08%	3.10%	06/05/20	1,417,824
Synchrony Bank	N/R	N/R			240,000	240,000	1827	240,000	2.25%	2.25%	10/02/20	236,752
Royal Bank of Canada NY	N/R	N/R			815,000	815,000	1095	815,000	3.24%	3.24%	06/07/21	820,736
Subtotal Brokered CDs					\$3,430,000	\$3,429,464		\$3,429,482		2.65%		\$3,437,679

INLAND EMPIRE UTILITIES AGENCY

Cash and Investment Summary

Month Ended
June 30, 2018

	Credit Rating @ Purchase		CHANGES IN Credit Rating		Par	Cost Basis	Term	June	%	%	Maturity	Market
	S&P	Moody's	S&P	Moody's	Amount	Amount	(Days)	Value	Coupon	Yield to Maturity	Date	Value
Investments (continued)												
US Treasury Note												
US Treasury Note	AA+	Aaa			\$1,950,000	\$1,940,250	808	\$1,945,993	1.125%	1.35%	05/31/19	\$1,928,519
US Treasury Note	AA+	Aaa			3,000,000	2,937,305	819	2,942,905	1.500%	2.46%	07/15/20	2,937,891
US Treasury Note	AA+	Aaa			2,225,000	2,201,012	1019	2,202,740	2.125%	2.53%	01/31/21	2,198,491
US Treasury Note	AA+	Aaa			2,850,000	2,715,627	1153	2,722,197	1.125%	2.69%	06/30/21	2,726,872
US Treasury Note	AA+	Aaa			2,615,000	2,588,543	1201	2,590,176	2.250%	2.57%	07/31/21	2,585,377
US Treasury Note	AA+	Aaa			2,555,000	2,480,346	1323	2,484,434	1.750%	2.60%	11/30/21	2,479,548
US Treasury Note	AA+	Aaa			2,500,000	2,418,750	1436	2,422,362	1.875%	2.75%	03/31/22	2,428,223
US Treasury Note	AA+	Aaa			2,550,000	2,476,090	1474	2,479,671	1.875%	2.64%	04/30/22	2,474,398
US Treasury Note	AA+	Aaa			2,065,000	1,980,706	1530	1,981,974	1.750%	2.76%	09/30/22	1,986,191
US Treasury Note	AA+	Aaa			1,600,000	1,546,625	1641	1,548,397	2.000%	2.80%	10/31/22	1,553,563
US Treasury Note	AA+	Aaa			1,260,000	1,191,980	1778	1,194,665	1.500%	2.69%	02/28/23	1,192,817
Subtotal US Treasuries					\$25,170,000	\$24,477,234		\$24,515,514		2.537%		\$24,491,890
U.S. Government Sponsored Entities												
Federal Farm Credit Bank	AA+	Aaa			3,000,000	3,000,000	1,079	3,000,000	1.15%	1.15%	02/22/19	2,977,797
Federal Farm Credit Bank	AA+	Aaa			760,000	759,701	720	759,889	1.40%	1.42%	03/27/19	755,052
Federal Home Loan Bank	AA+	Aaa			2,000,000	1,997,600	801	1,999,019	1.38%	1.43%	05/24/19	1,982,318
Federal Farm Credit Bank	AA+	Aaa			2,000,000	2,000,000	1,460	2,000,000	1.52%	1.52%	06/24/19	1,982,814
Freddie Mac Bond	AA+	Aaa			1,500,000	1,500,000	1,080	1,500,000	1.15%	1.15%	07/26/19	1,479,705
Fannie Mae Step Bond	AA+	Aaa			1,500,000	1,500,000	1,080	1,500,000	1.25%	1.33%	07/26/19	1,487,424
Fannie Mae Bond	AA+	Aaa			900,000	899,460	1,153	899,460	1.25%	1.27%	08/23/19	888,014
Fannie Mae Bond	AA+	Aaa			1,350,000	1,350,000	1,157	1,350,000	1.25%	1.25%	08/26/19	1,331,863
Freddie Mac Bond	AA+	Aaa			3,000,000	2,972,928	1,359	2,990,729	1.25%	1.50%	10/02/19	2,954,418
Federal Home Loan Bank	AA+	Aaa			5,000,000	4,965,250	657	4,968,778	2.13%	2.52%	02/11/20	4,969,460
Federal Home Loan Bank	AA+	Aaa			2,500,000	2,495,600	712	2,496,064	2.38%	2.47%	03/30/20	2,492,385
Freddie Mac Bond	AA+	Aaa			2,500,000	2,485,350	1,036	2,486,404	2.38%	2.59%	02/16/21	2,480,845
Freddie Mac Bond	AA+	Aaa			2,550,000	2,527,994	1,028	2,529,408	2.38%	2.70%	02/16/21	2,530,462
Fannie Mae Bond	AA+	Aaa			2,510,000	2,502,671	1,092	2,503,160	2.50%	2.60%	04/13/21	2,496,717
Fannie Mae Bond	AA+	Aaa			1,655,000	1,603,678	1,632	1,605,916	2.00%	2.74%	10/05/22	1,601,606
Subtotal U.S. Gov't Sponsored Entities					\$32,725,000	\$32,560,232		\$32,588,827		1.98%		\$32,410,880
(As of August 2011, all US GSE's have been downgraded to AA+ Rating by S&P)												
Commercial Paper												
JP Morgan Securities	A-1	P-1			\$1,000,000	\$987,866	182	\$991,000		2.43%	11/13/18	\$990,867
Subtotal Commercial Paper					\$1,000,000	\$987,866		\$991,000		2.43%		\$990,867
Municipal Bonds												
San Diego Redevelopment Agency	AA	N/R			\$1,000,000	\$996,800	934	998,523	1.625%	1.75%	09/01/19	\$989,520
Subtotal State and Local Municipal Bonds					\$1,000,000	\$996,800		\$998,523		1.75%		\$989,520

INLAND EMPIRE UTILITIES AGENCY

Cash and Investment Summary

Month Ended
June 30, 2018

	Credit Rating @ Purchase		CHANGES IN Credit Rating		Par	Cost Basis	Term	June	%	%	Maturity	Market
	S&P	Moody's	S&P	Moody's	Amount	Amount	(Days)	Value	Coupon	Yield to Maturity	Date	Value
Investments (continued)												
Medium Term Notes												
Johnson & Johnson	AAA	Aaa			\$1,660,000	\$1,682,808	1,044	\$1,663,461	1.65%	1.16%	12/05/18	\$1,654,341
Microsoft	AAA	Aaa			2,050,000	2,076,691	1,045	2,054,073	1.625%	1.16%	12/06/18	2,044,529
Exxon Mobil	AA+	Aaa			1,000,000	1,005,750	763	1,001,849	1.708%	1.43%	03/01/19	994,963
Exxon Mobil	AA+	Aaa			1,500,000	1,506,285	712	1,506,285	1.819%	1.60%	03/15/19	1,492,444
Wells Fargo Bank	A+	Aa2			1,500,000	1,511,655	1,061	1,503,601	1.75%	1.48%	05/24/19	1,486,562
UPS of America Inc	A+	A1			725,000	802,046	714	794,214	8.38%	2.75%	04/01/20	790,895
Hershey Company	A	A1			335,000	334,769	1,123	334,780	3.10%	3.12%	05/15/21	335,376
American Honda Finance	A+	A2			800,000	767,016	1,181	769,004	1.65%	3.00%	07/12/21	765,454
Boeing Co	A	A2			680,000	805,678	1,215	798,365	8.75%	2.88%	08/15/21	792,772
Toyota Motor	AA-	Aa3			1,000,000	978,790	1,364	979,772	2.60%	3.21%	01/11/22	979,515
Bank of NY Mellon	A	A1			1,400,000	1,371,048	1,391	1,372,529	2.60%	3.18%	02/07/22	1,371,201
American Express	A-	A2			800,000	785,488	1,415	786,214	2.70%	3.20%	03/03/22	781,034
Walt Disney Company	A+	A2			815,000	798,692	1,416	799,508	2.45%	3.00%	03/04/22	791,263
Visa Inc	A+	A1			825,000	795,407	1,611	796,693	2.15%	3.03%	09/15/22	790,781
Bank of America	A-	A3			800,000	769,264	1,647	770,555	2.50%	3.43%	10/21/22	766,278
Oracle Corp	AA-	A1			1,420,000	1,389,001	1,764	1,390,276	2.63%	3.11%	02/15/23	1,375,342
Burlington North Santa Fe Corp	A+	A3			800,000	790,800	1,792	791,160	3.00%	3.26%	03/15/23	784,926
Subtotal Medium Term Notes					\$18,110,000	\$18,171,188		\$18,112,339		2.35%		\$17,997,676
Total Investments					\$142,066,907	\$141,254,692		\$141,267,592				\$140,950,419
<i>(Source of Investment Amortized Cost: PFM)</i>												
Restricted Deposits												
Investment Pool Accounts												
CAMP - Water Connection Reserves					\$10,882,109	\$10,882,109	N/A	\$10,882,109		2.05%	N/A	\$10,882,109
LAIF - Self Insurance Reserves					\$5,979,918	\$5,979,918	N/A	\$5,979,918		1.854%	N/A	\$5,979,918
Total Investment Pool Accounts					\$16,862,027	\$16,862,027		\$16,862,027		1.98%		\$16,862,027
Debt Service and Arbitrage Accounts												
2008B Debt Service Accounts					\$2,563,310	\$2,563,310	N/A	\$2,563,310		1.30%		\$2,563,310
2010A Debt Service Accounts					3	3	N/A	3		0.39%		3
2017A Debt Service Accounts					684	684	N/A	684		0.25%		684
Total Debt Service Accounts					\$2,563,997	\$2,563,997		\$2,563,997		1.30%		\$2,563,997

INLAND EMPIRE UTILITIES AGENCY

Cash and Investment Summary

Month Ended
June 30, 2018

	Credit Rating @ Purchase		CHANGES IN Credit Rating		Par	Cost Basis	Term	June	%	%	Maturity	Market
	S&P	Moody's	S&P	Moody's	Amount	Amount	(Days)	Value	Coupon	Yield to Maturity	Date	Value
Restricted Deposits (continued)												
CCRA Deposits Held by Member Agencies												
City of Chino					\$10,308,549	\$10,308,549	N/A	\$10,308,549		N/A	N/A	\$10,308,549
City of Chino Hills					6,524,281	6,524,281	N/A	6,524,281		N/A	N/A	6,524,281
Cucamonga Valley Water District					4,678,426	4,678,426	N/A	4,678,426		N/A	N/A	4,678,426
City of Fontana					6,334,771	6,334,771	N/A	6,334,771		N/A	N/A	6,334,771
City of Montclair					2,275,853	2,275,853	N/A	2,275,853		N/A	N/A	2,275,853
City of Ontario					14,733,781	14,733,781	N/A	14,733,781		N/A	N/A	14,733,781
City of Upland					1,948,421	1,948,421	N/A	1,948,421		N/A	N/A	1,948,421
<i>Subtotal CCRA Deposits Held by Member Agencies</i>					<u>\$46,804,082</u>	<u>\$46,804,082</u>		<u>\$46,804,082</u>				<u>\$46,804,082</u>
<i>Reported total as of May 2018 except Chino & Ontario, less capital call receipts through June 30, 2018</i>												
CalPERS Deposits												
CERBT Account (OPEB)					<u>\$13,000,000</u>	<u>\$13,000,000</u>	N/A	<u>\$14,249,085</u>		N/A	N/A	<u>\$14,249,085</u>
Subtotal CalPERS Deposits					<u>\$13,000,000</u>	<u>\$13,000,000</u>		<u>\$14,249,085</u>				<u>\$14,249,085</u>
<i>As of March 31st, the 1 year net return is 5.68%</i>												
Escrow Deposits												
Kemp Brothers Construction Escrow					\$871,046	\$871,046	N/A	\$871,046		N/A	N/A	\$871,046
Genesis Construction Escrow					49,273	49,273	N/A	49,273		N/A	N/A	49,273
Subtotal Escrow Deposits					<u>\$920,319</u>	<u>\$920,319</u>		<u>\$920,319</u>				<u>\$920,319</u>
Total Restricted Deposits					<u>\$80,150,425</u>	<u>\$80,150,425</u>		<u>\$81,399,510</u>				<u>\$81,399,510</u>
Total Cash, Investments, and Restricted Deposits as of June 30, 2018					<u>\$222,503,833</u>	<u>\$221,691,618</u>		<u>\$222,953,603</u>				<u>\$222,636,430</u>

INLAND EMPIRE UTILITIES AGENCY
Cash and Investment Summary

Month Ended
June 30, 2018

June Purchases

No.	Date	Transaction	Investment Security	Type	Par Amount Purchased	Investment Yield to Maturity
1	06/06/18	Purchased	US Treasury Notes	UST	\$2,065,000	1.75%
2	06/07/18	Purchased	Bank of Nova Scotia Houston	CD	1,410,000	3.08%
3	06/08/18	Purchased	Royal Bank of Canada	CD	815,000	3.24%
Total Purchases					\$ 4,290,000	

June Investment Maturities, Calls & Sales

No.	Date	Transaction	Investment Security	Type	Par Amount Matured/Sold	Investment Yield to Maturity
1	06/06/18	Sold	Federal Home Loan Banks	GSE	\$1,000,000	1.25%
2	06/06/18	Sold	Federal Home Loan Banks	GSE	\$1,000,000	1.25%
3	06/07/18	Sold	Federal Farm Credit Bank Notes	GSE	\$1,420,000	1.40%
4	06/08/18	Sold	Federal Farm Credit Bank Notes	GSE	\$820,000	1.40%
Total Maturities, Calls & Sales					\$ 4,240,000	

INLAND EMPIRE UTILITIES AGENCY

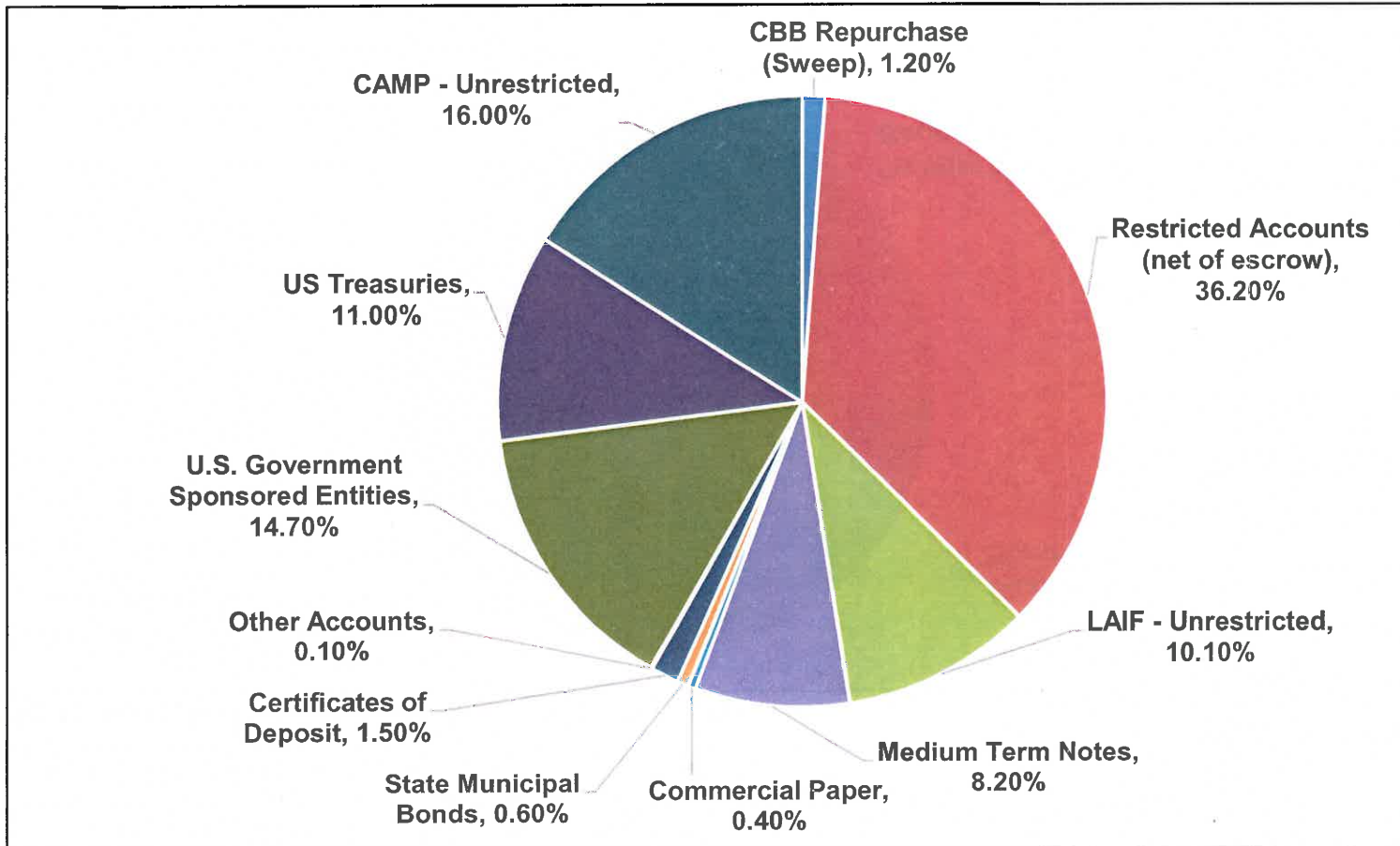
Cash and Investment Summary

Month Ended
June 30, 2018

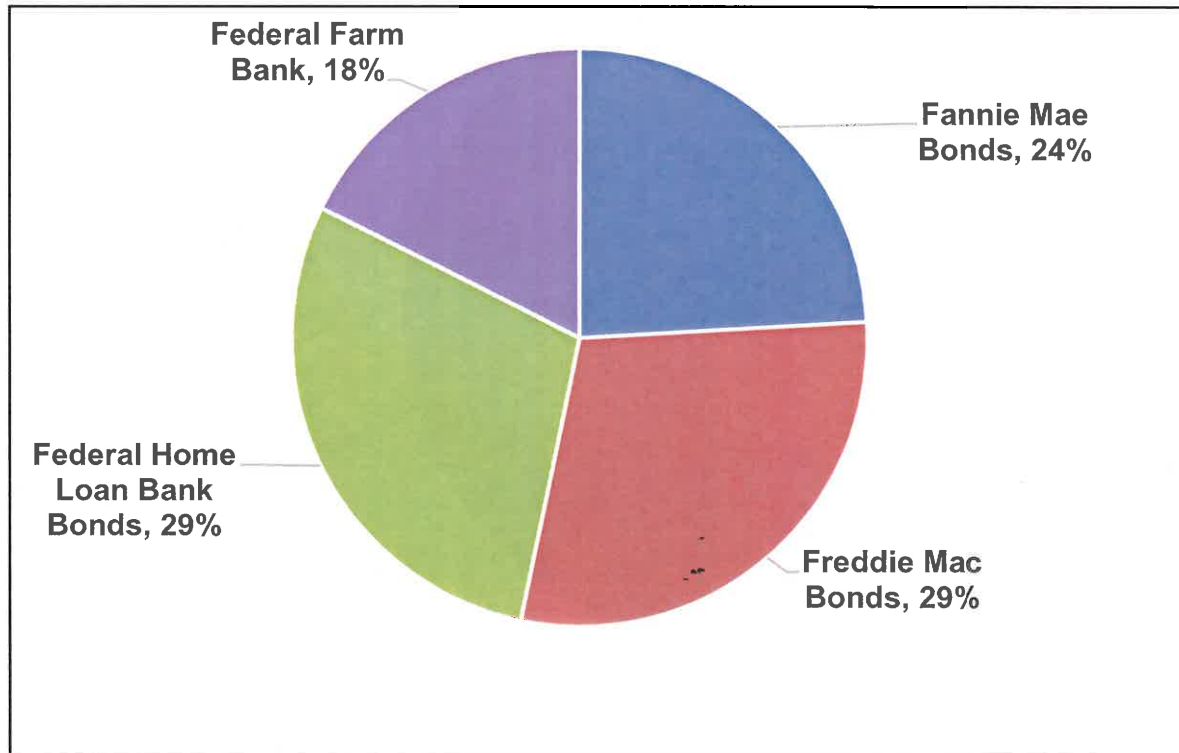
<u>Directed Investment Category</u>	<u>Amount Invested</u>	<u>Yield</u>
CBB Repurchase (Sweep)	\$2,606,431	0.900%
LAIF - Unrestricted	22,527,517	1.854%
CAMP - Unrestricted	35,497,959	2.050%
Brokered Certificates of Deposit	3,429,482	2.652%
Medium Term Notes	18,112,339	2.347%
Municipal Bonds	998,523	1.753%
Commercial Paper	991,000	2.430%
US Treasury Notes	24,515,514	2.537%
U.S. Government Sponsored Entities	32,588,827	1.976%
Total Investment Portfolio	\$141,267,592	
Investment Portfolio Rate of Return		2.118%
<u>Restricted/Transitory/Other Accounts</u>	<u>Amount Invested</u>	<u>Yield</u>
CCRA Deposits Held by Member Agencies	\$46,804,082	N/A
CalPERS OPEB (CERBT) Account	14,249,085	N/A
CAMP Restricted Water Connection Reserve	10,882,109	2.050%
LAIF Restricted Insurance Reserve	5,979,918	1.854%
US Bank - 2008B Debt Service Accounts	2,563,310	1.300%
US Bank - 2010A Debt Service Accounts	3	0.390%
US Bank - 2017A Debt Service Accounts	684	0.250%
US Bank - Pre-Investment Money Market Account	225,593	0.472%
Citizens Business Bank - Demand Account	28,877	N/A
Citizens Business Bank - Workers' Compensation Account	29,781	N/A
Other Accounts*	2,250	N/A
Escrow Account	920,319	N/A
Total Restricted/Transitory/Other Accounts	\$81,686,011	
Average Yield of Other Accounts		1.874%
Total Agency Directed Deposits	\$222,953,603	

*Petty Cash

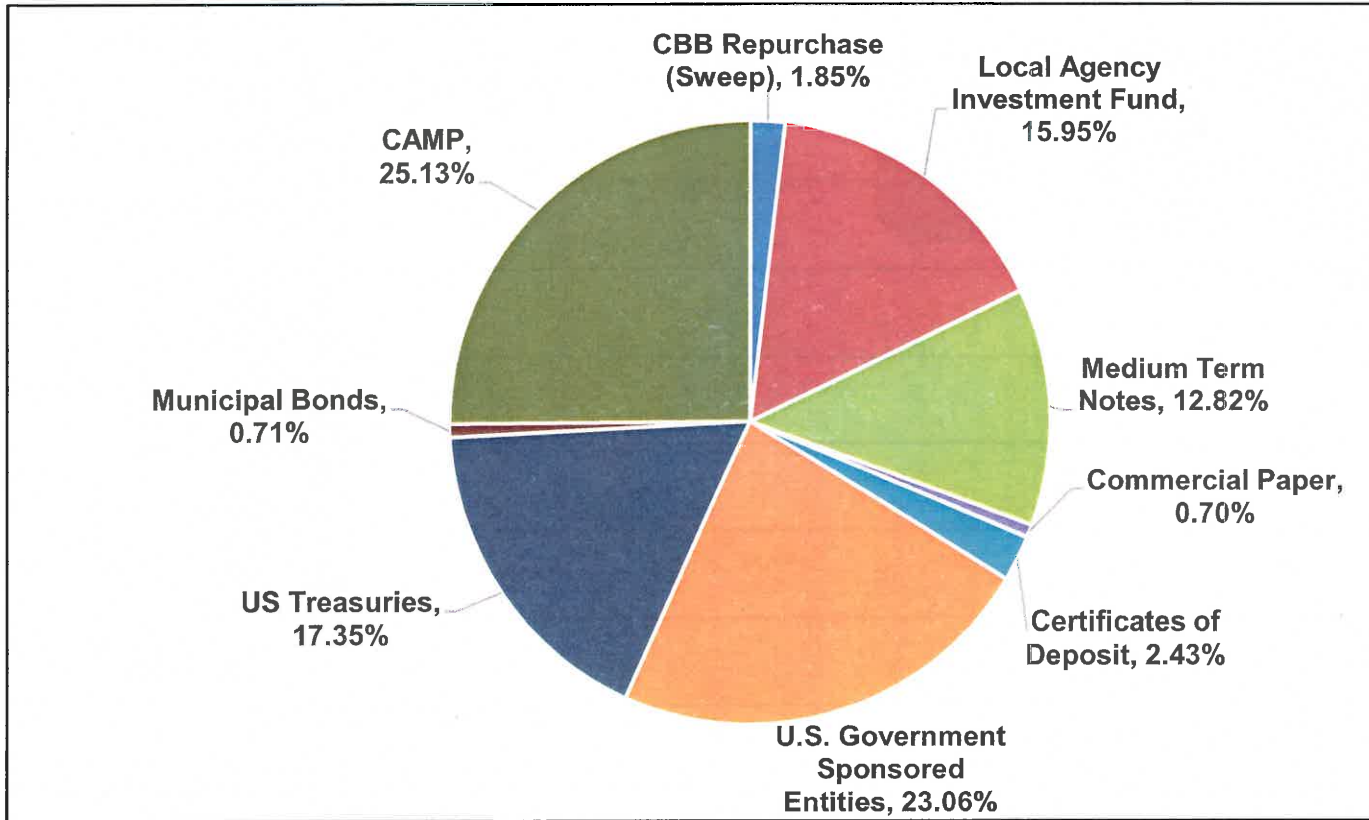
Inland Empire Utilities Agency
Treasurer's Report of Financial Affairs
For the Month Ended June 30, 2018
Agency Investment Portfolio (Net of Escrow Accounts)
\$222,033,284



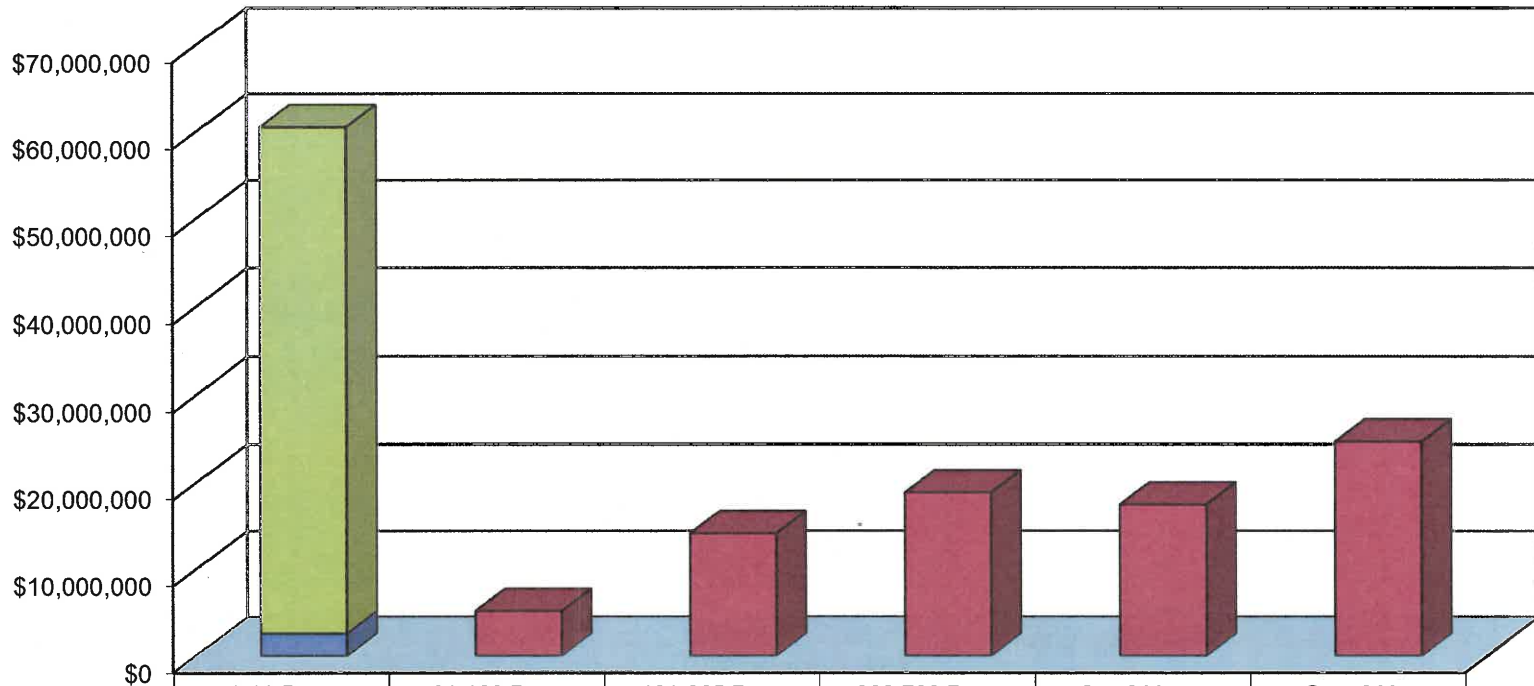
Inland Empire Utilities Agency
Treasurer's Report of Financial Affairs
For the Month Ended June 30, 2018
U.S. Government Sponsored Entities Portfolio
\$32,588,827



Inland Empire Utilities Agency
Treasurer's Report of Financial Affairs
For the Month Ended June 30, 2018
Unrestricted Agency Investment Portfolio
\$141,267,592



Inland Empire Utilities Agency
Treasurer's Report of Financial Affairs
For the Month Ended June 30, 2018
Agency Investment Portfolio Maturity Distribution (Unrestricted)
\$141,267,592



	0-30 Days	31-180 Days	181-365 Days	366-730 Days	2 to 3 Years	Over 3 Yrs
■ LAIF+CalTrust+CAMP	\$58,025,476					
■ CBB Repurchase (Sweep)	\$2,606,431					
■ GSE+CD+MTN+MUNI	\$0	5,188,534	14,201,636	18,907,250	17,545,598	24,792,667
□ Percent	42.9%	3.7%	10.0%	13.4%	12.4%	17.6%

Inland Empire Utilities Agency
Treasurer's Report of Financial Affairs
 For the Month Ended June 30, 2018
 Agency Investment Portfolio Yield Comparison

