



**FINANCE AND ADMINISTRATION  
COMMITTEE MEETING  
OF THE BOARD OF DIRECTORS  
INLAND EMPIRE UTILITIES AGENCY\*  
AGENCY HEADQUARTERS, CHINO, CALIFORNIA**

**WEDNESDAY, OCTOBER 11, 2017  
10:30 A.M.**

***Or immediately following the  
Engineering, Operations, &  
Water Resources Committee Meeting***

**CALL TO ORDER**

**PUBLIC COMMENT**

Members of the public may address the Board on any item that is within the jurisdiction of the Board; however, no action may be taken on any item not appearing on the agenda unless the action is otherwise authorized by Subdivision (b) of Section 54954.2 of the Government Code. Those persons wishing to address the Board on any matter, whether or not it appears on the agenda, are requested to complete and submit to the Board Secretary a "Request to Speak" form which is available on the table in the Board Room. Comments will be limited to five minutes per speaker. Thank you.

**ADDITIONS TO THE AGENDA**

In accordance with Section 54954.2 of the Government Code (Brown Act), additions to the agenda require two-thirds vote of the legislative body, or, if less than two-thirds of the members are present, a unanimous vote of those members present, that there is a need to take immediate action and that the need for action came to the attention of the local agency subsequent to the agenda being posted.

**1. CONSENT ITEMS**

**A. MINUTES**

The Committee will be asked to approve the Finance and Administration Committee meeting minutes of September 13, 2017.

**B. REPORT ON GENERAL DISBURSEMENTS**

Staff recommends that the Committee/Board approve the total disbursements for the month of August 2017, in the amount of \$19,180,948.43.

**2. ACTION ITEMS**

**A. RP-1 HEADWORKS UPGRADES PROJECT CONSTRUCTION CONTRACT AWARD**

Staff recommends that the Committee/Board:

1. Award a construction contract for the RP-1 Headworks, Primary, and Secondary Upgrades, Project No. EN14019, to Myers & Sons Construction LP in the amount of \$5,690,000;
2. Approve a contract amendment to RMC Water and Environment for engineering services during construction for the not-to-exceed amount of \$510,558; and
3. Authorize the General Manager to execute the contract and contract amendment.

**B. ADOPTION OF A RESOLUTION FOR A STATE DEPARTMENT OF PARKS AND RECREATION (DPR) OUTDOOR ENVIRONMENTAL EDUCATION FACILITIES GRANT PROGRAM**

Staff recommends that the Committee/Board:

1. Adopt Resolution No. 2017-10-1, authorizing IEUA to apply for and enter into a financial assistance agreement with the DPR for the Outdoor Environmental Education Facilities Grant Program; and
2. Authorize the General Manager or his designee, to prepare the necessary data, conduct investigations, file such application, execute a funding agreement and any amendment thereto, and sign invoices with DPR.

**3. INFORMATIONAL ITEMS**

**A. FUNDING OF ESTIMATED WORKERS' COMPENSATION LIABILITIES (WRITTEN)**

**B. POLICY PRINCIPLES ON WATER STORAGE AND PURCHASE OPPORTUNITIES (WRITTEN/POWERPOINT)**

**C. TREASURER'S REPORT OF FINANCIAL AFFAIRS (WRITTEN/POWERPOINT)**

**4. GENERAL MANAGER'S COMMENTS**

**5. COMMITTEE MEMBER COMMENTS**

6. **COMMITTEE MEMBER REQUESTED FUTURE AGENDA ITEMS**

7. **ADJOURN**


\*A Municipal Water District

In compliance with the Americans with Disabilities Act, if you need special assistance to participate in this meeting, please contact the Board Secretary (909-993-1736), 48 hours prior to the scheduled meeting so that the Agency can make reasonable arrangements.

Proofed by: JH

**DECLARATION OF POSTING**

I, April Woodruff, Board Secretary/Office Manager of the Inland Empire Utilities Agency, A Municipal Water District, hereby certify that a copy of the agenda has been posted by 5:30 p.m. in the foyer at the Agency's main office, 6075 Kimball Ave., Building A, Chino, CA on Thursday, October 5, 2017.



April Woodruff

**CONSENT  
ITEM**

**1A**





## MINUTES

### FINANCE AND ADMINISTRATION COMMITTEE MEETING INLAND EMPIRE UTILITIES AGENCY\* AGENCY HEADQUARTERS, CHINO, CA

WEDNESDAY, SEPTEMBER 13, 2017  
10:30 A.M.

#### COMMITTEE MEMBERS PRESENT

Jasmin A. Hall, Chair  
Paul Hofer

#### STAFF PRESENT

P. Joseph Grindstaff, General Manager  
Chris Berch, Executive Manager of Engineering/AGM  
Kathy Besser, Executive Manager of External Affairs & Policy Development/AGM  
Randy Lee, Executive Manager of Operations/AGM  
Christina Valencia, Executive Manager of Finance & Administration/AGM  
Javier Chagoyen-Lazaro, Manager of Finance and Accounting  
Jason Gu, Grants Officer  
Joel Ignacio, Senior Engineer  
Shaun Stone, Manager of Engineering  
Teresa Velarde, Manager of Internal Audit  
April Woodruff, Board Secretary/Office Manager

#### OTHERS PRESENT

Kevin Hardy, National Water Research Institute

The meeting was called to order at 10:45 a.m. Executive Director of the National Water Research Institute (NWRI) Kevin Hardy introduced himself and gave an overview of NWRI and its benefit for the Agency. He also invited the Board to the Clarke Prize events that will occur on October 19 -20, 2017 at the Irvine Marriott.

#### CONSENT CALENDAR ITEMS

The Committee:

- ◆ Approved the Finance and Administration Committee meeting minutes of August 9, 2017.
- ◆ Recommended that the Board approve the total disbursements for the month of July 2017, in the amount of \$14,614,778.95.

### **ACTION ITEMS**

The Committee:

◆ Recommended that the Board:

1. Award a construction contract for the San Sevaive Basin Improvements, Project No. EN13001, to Gwinco Construction & Engineering, in the amount of \$3,873,029; and
2. Authorize the General Manager to execute the construction contract.

as an Action Item on the September 20, 2017 Board meeting agenda.

◆ Recommended that the Board:

1. Approve the Compensation Agreement, substantially in its final form, between the City of Rialto (City), IEUA, and other affected taxing entities for the transfer of property commonly known as "Area A" for future development (non-governmental use), and "Fire Station #205" and "Public Park" to be retained for governmental use; and
2. Authorize the General Manager or his designee, to execute the final Compensation Agreements subject to non-substantive changes.

as an Action Item on the September 20, 2017 Board meeting agenda.

◆ Recommended that the Board:

1. Approve the carry forward of open encumbrances and non-encumbered commitment related budgets from FY 2016/17 to FY 2017/18 and amend the budget in the amount of \$13,969,575; and
2. Approve amendments to the adopted FY 2017/18 budget for grant and reimbursement revenues in the amount of \$1,294,043.

as an Action Item on the September 20, 2017 Board meeting agenda.

### **INFORMATION ITEMS**

The following information items were presented, or received and filed by the Committee:

- ◆ FY 2016/17 Fiscal Year Budget Variance, Performance Goals Updates, and Budget Transfers
- ◆ Treasurer's Report of Financial Affairs

### **GENERAL MANAGER'S COMMENTS**

General Manager Joe Grindstaff stated that a notice has gone out to IEUA staff announcing Ms. Halla Razak as the new General Manager effective December 1, 2017. He also stated that there has been staff training on presentations, and presenting staff are being videotaped at the Committee meetings today. Staff will use the video footage to improve their presentation and communication skills.

### **COMMITTEE MEMBER COMMENTS**

There were no additional Committee Member comments.

**COMMITTEE MEMBER REQUESTED FUTURE AGENDA ITEMS**

There were no Committee Member requests for future agenda items.

With no further business, Director Hall adjourned the meeting at 11:33 a.m.

Respectfully submitted,

April Woodruff  
Board Secretary/Office Manager

\*A Municipal Water District

**APPROVED: OCTOBER 11, 2017**

**CONSENT  
ITEM**

**1B**

**Date:** October 18, 2017

**To:** The Honorable Board of Directors

**From:** P. Joseph Grindstaff, General Manager

**Committee:** Finance & Administration

10/11/17

**Executive Contact:** Christina Valencia, Executive Manager of Finance & Administration/AGM

**Subject:** Report on General Disbursement

---

**Executive Summary:**

August disbursement activity includes vendor check payments of \$6,625,507.26 and worker's compensation check payments of \$3,909.47. The total amount of ACH payments was \$2,022,264.77. The total amount of wire transfer payments (excluding payroll) was \$9,088,326.74. The total pay for the Board of Directors was \$5,494.93. The total pay for employees was \$1,435,445.26

---

**Staff's Recommendation:**

1. Approve the total disbursements for the month of August 2017, in the amount of \$19,180,948.43.

---

**Budget Impact** *Budgeted (Y/N):* N *Amendment (Y/N):* N *Amount for Requested Approval:*

*Account/Project Name:*

**Fiscal Impact** *(explain if not budgeted):*

The cash held by the Agency's various funds, including the Administrative Services (GG) Fund, is reduced as a result of paying the Agency's authorized expenditures.

**Prior Board Action:**

None.

---

**Environmental Determination:**

Not Applicable

---

**Business Goal:**

The report on general disbursements is consistent with the Agency's Business Goal of Fiscal Responsibility in providing financial reporting that accounts for general disbursements associated with operating requirements.

---

**Attachments:**

Attachment 1 - Background

Attachment 2 - Details of General Disbursements

---

# Background

Subject: Report on General Disbursements

Attachment	Payment Type	Amount
1	Vendor Checks	\$6,625,507.26
2	Workers' Comp Checks	\$3,909.47
3	Vendor ACHs	\$2,022,264.77
4	Vendor Wires (excludes Payroll)	\$9,088,326.74
5	Payroll-Net Pay-Directors	\$5,494.93
6	Payroll-Net Pay-Employees	\$1,435,445.26
<b>Total Disbursements</b>		<b>\$19,180,948.43</b>

Payments to vendors this month above \$500,000 include:

Vendor	Amount	Description
CalPERS	\$4,502,500.00	Retirement Unfunded Liability; GASB 68 Rpt
MWD	\$3,151,383.67	June 2017 Water Purchase
LACSD	\$1,433,905.14	16/17 4 <sup>th</sup> Qtr WstWtr Trmnt Surchg
SWRCB ACCOUNTING OFFICE	\$692,889.62	SRF Rpymt #7 C065176-110,120,130
PERS	\$650,860.39	8/17 Hlth Ins; P/R 16,17, DIR 008 PERS Cont
I R S	\$642,823.81	P/R 16, 17, Pyrl Taxes
W.A. RASIC	\$529,906.29	EN14018-RP4 Disinfection Facility Imp.; EN16047-HQ Parking Lot - Ret Rls; EN17018-Mission Blvd Sinkhole Emerg Rpr; EN17019-CCWRP Aeration Basin Air Line Valve Repl.; EN17059-RP1 Iron Sponge Install.- Ret Rls.

# Attachment 1

## Vendor Checks



Bank				CITIZENS BUSINESS BANK		ONTARIO CA 917610000	
Bank Key				122234149			
Acct number				CHECK 231167641			
Check							
Check number from to	Payment	Pmnt date	Crcy	Amount paid (FC)	Recipient/void reason code	Enca./void	
220370	2200084710	08/01/2017	USD	549.52	SO CALIF EDISON ROSEMEAD CA	08/03/2017	
220371	2200084753	08/03/2017	USD	8,402.16	ALLIED UNIVERSAL SECURITY SERV PASADENA CA	08/07/2017	
220372	2200084766	08/03/2017	USD	239.14	AMERICAN HERITAGE LIFE INSURANDALLAS TX	08/11/2017	
220373	2200084751	08/03/2017	USD	8,076.57	AMERICAN PRINTING & PROMOTIONSEASTVALE CA	08/08/2017	
220374	2200084726	08/03/2017	USD	3,805.46	APPLEONE EMPLOYMENT SERVICES GLENDALE CA	08/09/2017	
220375	2200084790	08/03/2017	USD	68.18	ARAMBULA, BLANCA CHINO HILLS CA	08/21/2017	
220376	2200084754	08/03/2017	USD	176.34	ASAP INDUSTRIAL SUPPLY FONTANA CA	08/09/2017	
220377	2200084737	08/03/2017	USD	122.33	BOOT BARN INC IRVINE CA	08/11/2017	
220378	2200084764	08/03/2017	USD	1,422.15	BURRTEC WASTE INDUSTRIES INC FONTANA CA	08/10/2017	
220379	2200084756	08/03/2017	USD	500.00	CALAFCO SACRAMENTO CA	09/11/2017	
220380	2200084755	08/03/2017	USD	17,907.49	CALIFORNIA WATER TECHNOLOGIES, PASADENA CA	08/08/2017	
220381	2200084782	08/03/2017	USD	147.63	CARL H. TAYLOR III CRYSTAL RIVER FL	08/08/2017	
220382	2200084796	08/03/2017	USD	300.00	CARLTON, DWAYNE UPLAND CA	08/29/2017	
220383	2200084732	08/03/2017	USD	9,491.23	CAROLLO ENGINEERS INC SALT LAKE CITY UT	08/10/2017	
220384	2200084741	08/03/2017	USD	5,800.11	CASC ENGINEERING AND CONSULTINCOLTON CA	08/08/2017	
220385	2200084728	08/03/2017	USD	9,829.00	CHAMPION NEWSPAPERS CHINO CA	08/08/2017	
220386	2200084750	08/03/2017	USD	2,457.48	CINTAS CORPORATION LOC#150 PHOENIX AZ	08/14/2017	
220387	2200084780	08/03/2017	USD	415.00	CITY EMPLOYEES ASSOCIATES LONG BEACH CA	08/10/2017	
220388	2200084727	08/03/2017	USD	213,176.78	CITY OF FONTANA FONTANA CA	08/09/2017	
220389	2200084719	08/03/2017	USD	108.57	CITY RENTALS INC ONTARIO CA	08/09/2017	
220390	2200084760	08/03/2017	USD	440.09	CUCAMONGA VALLEY WATER DISTRICTLOS ANGELES CA	08/10/2017	
220391	2200084731	08/03/2017	USD	1,800.00	CUES ATLANTA GA	08/08/2017	
220392	2200084722	08/03/2017	USD	1,912.50	DEPT OF TOXIC SUBSTANCES CONTRSACRAMENTO CA	08/23/2017	
220393	2200084794	08/03/2017	USD	650.00	DIAS, MICHAEL CHINO HILLS CA	08/21/2017	
220394	2200084739	08/03/2017	USD	1,115.00	DUDEK & ASSOCIATES INC ENCINITAS CA	08/09/2017	
220395	2200084757	08/03/2017	USD	3,898.20	DXP ENTERPRISES INC HOUSTON TX	08/09/2017	
220396	2200084792	08/03/2017	USD	780.00	DYER, DANIEL CHINO HILLS CA	08/10/2017	
220397	2200084720	08/03/2017	USD	7,757.38	FISHER SCIENTIFIC LOS ANGELES CA	08/07/2017	
220398	2200084778	08/03/2017	USD	450.49	FRANCHISE TAX BOARD SACRAMENTO CA	08/10/2017	
220399	2200084786	08/03/2017	USD	251.45	FRESQUEZ, ADRIAN CHINO HILLS CA	08/09/2017	
220400	2200084765	08/03/2017	USD	2,899.16	FRONTIER COMMUNICATIONS CORP CINCINNATI OH	08/10/2017	
220401	2200084743	08/03/2017	USD	7,560.00	GOLDEN STATE LABOR COMPLIANCE PALMDALE CA	08/17/2017	
220402	2200084724	08/03/2017	USD	150.00	GOVERNMENT FINANCE OFFICERS ASCHICAGO IL	08/08/2017	
220403	2200084759	08/03/2017	USD	8,900.00	GP STRATEGIES CORPORATION ATLANTA GA	08/08/2017	
220404	2200084723	08/03/2017	USD	4,355.47	GRAINGER PALATINE IL	08/08/2017	
220405	2200084738	08/03/2017	USD	2,040.00	HCI ENVIRONMENTAL & ENGINEERINCORONA CA	08/08/2017	
220406	2200084763	08/03/2017	USD	77,968.35	INLAND BIOENERGY LLC FONTANA CA	08/14/2017	
220407	2200084744	08/03/2017	USD	795.00	INLAND EMPIRE MAGAZINE RIVERSIDE CA	08/09/2017	
220408	2200084771	08/03/2017	USD	66.00	INLAND EMPIRE UNITED WAY RANCHO CUCAMONGA CA	08/08/2017	
220409	2200084752	08/03/2017	USD	26,874.64	IT VIZION INC CORONA CA	08/08/2017	
220410	2200084779	08/03/2017	USD	281.00	LEGALSHIELD ADA OK	08/10/2017	
220411	2200084788	08/03/2017	USD	38.48	LETULLE, CHANDER CHINO HILLS CA	09/08/2017	
220412	2200084776	08/03/2017	USD	14,639.73	LIFE INSURANCE COMPANY OF PHILADELPHIA PA	08/10/2017	
220413	2200084795	08/03/2017	USD	14.34	MANTILLA, LAURA CHINO HILLS CA	08/14/2017	

Bank				CITIZENS BUSINESS BANK		ONTARIO CA 917610000	
Bank Key				122234149			
Acct number				CHECK		231167641	
Check							
Check number from to	Payment	Pmnt date	Crcy	Amount paid (FC)	Recipient/void reason code	Enca /void	
220414	2200084783	08/03/2017	USD	288.00	MARIA FRESQUEZ N LAS VEGAS NV	08/15/2017	
220415	2200084729	08/03/2017	USD	3,900.00	MBC APPLIED ENVIRONMENTAL SCIENCOSTA MESA CA	08/09/2017	
220416	2200084791	08/03/2017	USD	50.29	MYERS, ALAN CHINO HILLS CA		
220417	2200084740	08/03/2017	USD	645.46	NATIONAL BUSINESS INVESTIGATIONMURRIETA CA	08/08/2017	
220418	2200084748	08/03/2017	USD	211.55	NATIONAL CONSTRUCTION RENTALS PACOIMA CA	08/08/2017	
220419	2200084749	08/03/2017	USD	1,053.33	NEW RESOURCES GROUP INC FAIRFIELD CT	08/14/2017	
220420	2200084784	08/03/2017	USD	107.00	NOEL, STEVE CHINO HILLS CA	08/10/2017	
220421	2200084781	08/03/2017	USD	430.50	PATRICK W HUNTER PHELAN CA	08/09/2017	
220422	2200084775	08/03/2017	USD	96.54	PERS LONG TERM CARE PROGRAM PASADENA CA	08/10/2017	
220423	2200084734	08/03/2017	USD	625.44	RED WING SHOE STORE CORONA CA	08/14/2017	
220424	2200084733	08/03/2017	USD	225.00	RED WING SHOE STORE UPLAND CA	08/16/2017	
220425	2200084767	08/03/2017	USD	500.87	SHERIFF'S COURT SERVICES SAN BERNARDINO CA	08/29/2017	
220426	2200084761	08/03/2017	USD	54,598.74	SO CALIF EDISON ROSEMEAD CA	08/09/2017	
220427	2200084762	08/03/2017	USD	559.74	SO CALIF GAS MONTEREY PARK CA	08/11/2017	
220428	2200084730	08/03/2017	USD	440.00	STATE WATER RESOURCES CNTRL BRSACRAMENTO CA	08/09/2017	
220429	2200084785	08/03/2017	USD	40.66	SWEZEY, TOM CHINO HILLS CA	08/16/2017	
220430	2200084747	08/03/2017	USD	692,889.62	SWRCB ACCOUNTING OFFICE SACRAMENTO CA	08/08/2017	
220431	2200084793	08/03/2017	USD	60.75	TE, GARY CHINO HILLS CA	08/18/2017	
220432	2200084746	08/03/2017	USD	150.00	THE INSTITUTE OF INTERNAL AUDIORLANDO FL	08/09/2017	
220433	2200084789	08/03/2017	USD	176.00	TRAN, VINCENT CHINO HILLS CA	08/16/2017	
220434	2200084736	08/03/2017	USD	1,323.00	U S HEALTHWORKS MEDICAL GROUP LOS ANGELES CA	08/07/2017	
220435	2200084773	08/03/2017	USD	243.33	US DEPARTMENT OF EDUCATION ATLANTA GA	08/10/2017	
220436	2200084725	08/03/2017	USD	247.00	WATER ENVIRONMENT FEDERATION BOSTON MA	08/08/2017	
220437	2200084787	08/03/2017	USD	235.61	WATERS-LEIVA, TORRES CHINO HILLS CA	09/13/2017	
220438	2200084777	08/03/2017	USD	25.00	WILCO LIFE INSURANCE COMPANY ATLANTA GA	08/14/2017	
220439	2200084745	08/03/2017	USD	569.97	WORLDWIDE EXPRESS ALBANY NY	08/08/2017	
220440	2200084832	08/10/2017	USD	316.03	ACCUSTANDARD INC NEW HAVEN CT	08/18/2017	
220441	2200084844	08/10/2017	USD	551.00	AEROTEK INC ATLANTA GA	08/16/2017	
220442	2200084888	08/10/2017	USD	226.74	AGUILAR, JOSHUA CHINO HILLS CA	08/23/2017	
220443	2200084821	08/10/2017	USD	292.57	AIRGAS WEST INC PASADENA CA	08/14/2017	
220444	2200084827	08/10/2017	USD	1,972.97	APPLBONE EMPLOYMENT SERVICES GLENDALE CA	08/17/2017	
220445	2200084860	08/10/2017	USD	227.27	ASAP INDUSTRIAL SUPPLY FONTANA CA	08/15/2017	
220446	2200084864	08/10/2017	USD	1,831.67	AUTOZONE WEST INC MEMPHIS TN	08/22/2017	
220447	2200084862	08/10/2017	USD	33,791.01	BAGHOUSE & INDUSTRIAL SHEET MECORONA CA	08/15/2017	
220448	2200084866	08/10/2017	USD	871.75	BERLIN PACKAGING LLC CHICAGO IL	08/17/2017	
220449	2200084892	08/10/2017	USD	655.63	BOUGHAN, ARIN CHINO HILLS CA	08/14/2017	
220450	2200084893	08/10/2017	USD	84.00	BURKE, JERRY CHINO HILLS CA	08/22/2017	
220451	2200084830	08/10/2017	USD	346.00	CALIF WATER ENVIRONMENT ASSOC OAKLAND CA	08/31/2017	
220452	2200084867	08/10/2017	USD	10,940.03	CALIFORNIA WATER TECHNOLOGIES PASADENA CA	08/15/2017	
220453	2200084843	08/10/2017	USD	350.00	CALPELRA PLEASANTON CA	08/30/2017	
220454	2200084889	08/10/2017	USD	237.54	CAMACHO, MICHAEL CHINO HILLS CA	08/14/2017	
220455	2200084835	08/10/2017	USD	64,205.01	CAROLLO ENGINEERS INC SALT LAKE CITY UT	08/17/2017	
220456	2200084834	08/10/2017	USD	11,394.79	CAROLLO ENGINEERS WALNUT CREEK CA	08/24/2017	
220457	2200084847	08/10/2017	USD	9,016.46	CASC ENGINEERING AND CONSULTINCOLTON CA	08/15/2017	

Bank		CBB		CITIZENS BUSINESS BANK		ONTARIO CA 917610000	
Bank Key		122234149					
Acct number		CHECK		231167641			
Check							
Check number from to	Payment	Pmnt date	Crcy	Amount paid (FC)	Recipient/void reason code	Enca./void	
220458	2200084829	08/10/2017	USD	10,870.83	CHINO BASIN WATERMASTER RANCHO CUCAMONGA CA	08/16/2017	
220459	2200084857	08/10/2017	USD	3,075.63	GINTAS CORPORATION LOC#150 PHOENIX AZ	08/18/2017	
220460	2200084825	08/10/2017			voided by SHEATH - Check not needed	08/10/2017	
220461	2200084824	08/10/2017			voided by KMCCHRIS - Check not needed	08/22/2017	
220462	2200084876	08/10/2017	USD	3,867.49	CITY OF CHINO CHINO CA	08/14/2017	
220463	2200084868	08/10/2017	USD	7,565.27	CIVILTEC ENGINEERING, INC. MONROVIA CA	08/17/2017	
220464	2200084863	08/10/2017	USD	28,626.14	CONSERV CONSTRUCTION INC MENIFEE CA	08/15/2017	
220465	2200084813	08/10/2017	USD	1,416,497.77	COUNTY SANITATION DISTRICTS OFWHITTER CA	08/16/2017	
220466	2200084852	08/10/2017	USD	4,064.50	CS-AMSCO HUNTINGTON BEACH CA	08/15/2017	
220467	2200084869	08/10/2017	USD	284.38	D & H WATER SYSTEMS INC OCEANSIDE CA	08/16/2017	
220468	2200084861	08/10/2017	USD	48,785.17	DAVID T WARDEN INC RIVERSIDE CA	08/16/2017	
220469	2200084875	08/10/2017	USD	19,795.38	DORGAN LEGAL SERVICES LLP PASADENA CA	08/28/2017	
220470	2200084890	08/10/2017	USD	53.77	ELIE, STEVE CHINO HILLS CA	08/16/2017	
220471	2200084883	08/10/2017	USD	480.00	EMPLOYMENT DEVELOPMENT DEPARTMSACRAMENTO CA	08/15/2017	
220472	2200084858	08/10/2017	USD	2,104.62	FASTSIGNS ONTARIO CA	08/30/2017	
220473	2200084814	08/10/2017	USD	3,029.85	FISHER SCIENTIFIC LOS ANGELES CA	08/14/2017	
220474	2200084815	08/10/2017	USD	4,577.22	FLO SYSTEMS INC ANAHEIM HILLS CA	08/16/2017	
220475	2200084873	08/10/2017	USD	4,614.04	FLOW N CONTROL INC MONTROSE CA	08/15/2017	
220476	2200084823	08/10/2017	USD	2,742.22	FLUID METERING INC ATLANTA GA	08/15/2017	
220477	2200084880	08/10/2017	USD	861.10	FONTANA WATER COMPANY FONTANA CA	08/18/2017	
220478	2200084882	08/10/2017	USD	1,727.20	FRONTIER COMMUNICATIONS CORP CINCINNATI OH	08/22/2017	
220479	2200084840	08/10/2017	USD	221.35	GEMS SENSORS CHICAGO IL	08/18/2017	
220480	2200084872	08/10/2017	USD	6,890.00	GILLIS + PANICHAPAN ARCHITECTSCOSTA MESA CA	08/17/2017	
220481	2200084849	08/10/2017	USD	4,475.75	GOLDEN STATE LABOR COMPLIANCE PALMDALE CA		
220482	2200084848	08/10/2017	USD	1,746.21	HACH COMPANY CHICAGO IL	08/17/2017	
220483	2200084891	08/10/2017	USD	201.70	HALL, JASMIN CHINO HILLS CA	08/15/2017	
220484	2200084817	08/10/2017	USD	1,121.93	HOME DEPOT CREDIT SERVICES DES MOINES IA	08/21/2017	
220485	2200084838	08/10/2017	USD	16.16	INDUSTRIAL SUPPLY COMPANY ONTARIO CA	08/17/2017	
220486	2200084828	08/10/2017	USD	1,635.22	INGERSOLL RAND COMPANY CHICAGO IL	08/17/2017	
220487	2200084851	08/10/2017	USD	8,000.00	INNOVATIVE FEDERAL STRATEGIES WASHINGTON DC	08/23/2017	
220488	2200084853	08/10/2017	USD	500.00	INSIDE PLANTS INC CORONA CA	08/17/2017	
220489	2200084859	08/10/2017	USD	1,150.00	JB'S POOLS & PONDS INC UPLAND CA	08/17/2017	
220490	2200084870	08/10/2017	USD	147,332.09	JEREMY HARRIS CONSTRUCTION, INRIVERSIDE CA	08/14/2017	
220491	2200084831	08/10/2017	USD	228.01	KONICA MINOLTA PASADENA CA	08/17/2017	
220492	2200084842	08/10/2017	USD	7,721.40	LEE & RO INC CITY OF INDUSTRY CA	08/17/2017	
220493	2200084894	08/10/2017	USD	118.19	LEE, SALLY H CHINO HILLS CA	08/11/2017	
220494	2200084881	08/10/2017	USD	880.99	LEVEL 3 COMMUNICATIONS LLC DENVER CO	08/21/2017	
220495	2200084874	08/10/2017	USD	6,727.26	LOCAL GOVERNMENT COMMISSION SACRAMENTO CA	08/23/2017	
220496	2200084871	08/10/2017	USD	178.86	MANAGED MOBILE INC PLACENTIA CA	08/18/2017	
220497	2200084836	08/10/2017	USD	904.41	MCMMASTER-CARR SUPPLY CO CHICAGO IL	08/17/2017	
220498	2200084837	08/10/2017	USD	529.90	MIDPOINT BEARING ONTARIO CA	08/16/2017	
220499	2200084846	08/10/2017	USD	1,152.96	NATIONAL BUSINESS INVESTIGATIONMURRIETA CA	08/17/2017	
220500	2200084856	08/10/2017	USD	1,201.51	NATIONAL CONSTRUCTION RENTALS PACOIMA CA	08/17/2017	
220501	2200084877	08/10/2017	USD	304.00	ONTARIO MUNICIPAL UTILITIES COONTARIO CA	08/16/2017	



Bank	CBB	CITIZENS BUSINESS BANK	ONTARIO CA 917610000
Bank Key	122234149		
Acct number	CHECK	231167641	

Check						
Check number from to	Payment	Print date	Crcy	Amount paid (FC)	Recipient/void reason code	Enca./void
220502	2200084895	08/10/2017	USD	59.55	PARKER, KATI CHINO HILLS CA	08/15/2017
220503	2200084887	08/10/2017	USD	100.00	REED, RANDALL J CHINO HILLS CA	08/21/2017
220504	2200084841	08/10/2017	USD	1,800.00	SAN BERNARDINO COUNTY SAN BERNARDINO CA	08/21/2017
220505	2200084819	08/10/2017	USD	14,019.00	SANTA ANA WATERSHED RIVERSIDE CA	08/15/2017
220506	2200084854	08/10/2017	USD	425.00	SARBS FOUNTAIN VALLEY CA	08/28/2017
220507	2200084878	08/10/2017	USD	2,061.75	SO CALIF EDISON ROSEMEAD CA	08/17/2017
220508	2200084879	08/10/2017	USD	25,738.06	SO CALIF EDISON ROSEMEAD CA	08/15/2017
220509	2200084826	08/10/2017	USD	6,279.44	SOUTH COAST AQMD DIAMOND BAR CA	09/15/2017
220510	2200084820	08/10/2017	USD	1,096.66	SOUTHWEST ALARM SERVICE UPLAND CA	08/15/2017
220511	2200084865	08/10/2017	USD	1,200.00	STAFFING NETWORK LLC CAROL STREAM IL	08/15/2017
220512	2200084855	08/10/2017	USD	43,106.66	STANTEC CONSULTING INC CHICAGO IL	08/14/2017
220513	2200084839	08/10/2017	USD	13,304.14	TOM DODSON & ASSOCIATES SAN BERNARDINO CA	08/17/2017
220514	2200084845	08/10/2017	USD	881.65	U S BANK NA MINNEAPOLIS MN	08/14/2017
220515	2200084917	08/10/2017	USD	209.56	REM LOCK & KEY ONTARIO CA	08/18/2017
220516	2200084926	08/10/2017	USD	757.28	SO CALIF GAS MONTEREY PARK CA	08/21/2017
220517	2200084918	08/10/2017	USD	505.74	SOUTH COAST AQMD DIAMOND BAR CA	08/21/2017
220518	2200084921	08/10/2017	USD	58,847.50	STANTEC CONSULTING INC CHICAGO IL	08/15/2017
220519	2200084924	08/10/2017	USD	46,594.91	SUPERIOR ELECTRIC MOTOR SERVICEVERNON CA	08/21/2017
220520	2200084923	08/10/2017	USD	292,460.00	SYNAGRO-WWT INC CHICAGO IL	08/15/2017
220521	2200084919	08/10/2017	USD	244.20	ULTRA SCIENTIFIC NORTH KINGSTOWN RI	08/17/2017
220522	2200084922	08/10/2017	USD	12,361.75	UTILIQUEST LLC ATLANTA GA	08/14/2017
220523	2200084920	08/10/2017	USD	49,996.64	W A BASIC CONSTRUCTION CO INC LONG BEACH CA	08/15/2017
220524	2200084925	08/10/2017	USD	17,600.00	WALLACE & ASSOCIATES CONSULTINPARK CITY UT	08/15/2017
220525	2200084927	08/10/2017	USD	462.25	GENERAL MONITORS INC LAKE FOREST CA	08/17/2017
220526	2200084989	08/17/2017	USD	4,049.32	4IMPRIINT INC CHICAGO IL	08/22/2017
220527	2200084970	08/17/2017	USD	406.00	AEROTEK INC ATLANTA-GA	08/23/2017
220528	2200084950	08/17/2017	USD	570.06	AIRGAS WEST INC PASADENA CA	08/21/2017
220529	2200084977	08/17/2017	USD	8,402.16	ALLIED UNIVERSAL SECURITY SERVPASADENA CA	08/21/2017
220530	2200084955	08/17/2017	USD	7,062.38	APPLEONE EMPLOYMENT SERVICES GLENDALE CA	08/23/2017
220531	2200085015	08/17/2017	USD	53.84	ARGUELLES, ALEX CHINO HILLS CA	08/23/2017
220532	2200084979	08/17/2017	USD	122,478.40	BAGHOUSE & INDUSTRIAL SHEET MECORONA CA	08/22/2017
220533	2200084981	08/17/2017	USD	718.27	BERLIN PACKAGING LLC CHICAGO IL	08/22/2017
220534	2200085019	08/17/2017	USD	86.73	BHOJANI, SHARMEEN CHINO HILLS CA	
220535	2200084958	08/17/2017	USD	8,185.00	BLACK & VEATCH CORPORATION KANSAS CITY MO	08/22/2017
220536	2200084969	08/17/2017	USD	344.24	BOOT BARN INC IRVINE CA	08/28/2017
220537	2200084986	08/17/2017	USD	7,655.43	BUSINESS CARD WILMINGTON DE	08/23/2017
220538	2200084957	08/17/2017	USD	172.00	CALIF WATER ENVIRONMENT ASSOC OAKLAND CA	08/31/2017
220539	2200084982	08/17/2017	USD	21,498.01	CALIFORNIA WATER TECHNOLOGIES PASADENA CA	08/21/2017
220540	2200084945	08/17/2017	USD	4,136.85	CALTROL INC LOS ANGELES CA	08/21/2017
220541	2200085013	08/17/2017	USD	147.63	CARL H TAYLOR III CRYSTAL RIVER FL	08/22/2017
220542	2200084992	08/17/2017	USD	3,415.43	CHEMTRADE CHEMICALS US LLC DETROIT MI	08/22/2017
220543	2200084956	08/17/2017	USD	150,289.04	CHINO BASIN WATERMASTER RANCHO CUCAMONGA CA	08/22/2017
220544	2200084975	08/17/2017	USD	807.80	CINTAS CORPORATION LOC#150 PHOENIX AZ	08/25/2017
220545	2200085011	08/17/2017	USD	415.00	CITY EMPLOYEES ASSOCIATES LONG BEACH CA	08/22/2017

Bank		CBB	CITIZENS BUSINESS BANK		ONTARIO CA 917610000	
Bank Key		122234149				
Acct number		CHECK	231167641			
Check						
Check number from to	Payment	Emnt date	Crcy	Amount paid (FC)	Recipient/void reason code	Enca./void
220546	2200084953	08/17/2017	USD	402.50	CITY OF CHINO CHINO CA	08/23/2017
220547	2200084995	08/17/2017	USD	2,801.01	CITY OF CHINO CHINO CA	08/21/2017
220548	2200084983	08/17/2017	USD	9,571.25	CIVILTEC ENGINEERING, INC. MONROVIA CA	09/06/2017
220549	2200084974	08/17/2017	USD	632.52	CONTROLLED-MOTION SOLUTIONS INSANTA ANA CA	08/22/2017
220550	2200084946	08/17/2017	USD	17,407.37	COUNTY SANITATION DISTRICTS OFWHITTIER CA	08/22/2017
220551	2200084997	08/17/2017	USD	55.20	CUCAMONGA VALLEY WATER DISTRICTLOS ANGELES CA	08/22/2017
220552	2200084994	08/17/2017	USD	419.97	DAISY IT SUPPLIES SALES & SERV-RANCHO CUCAMONGA CA	08/22/2017
220553	2200084978	08/17/2017	USD	1,264.08	DAVID WHEELER'S PEST CONTROL, NORCO CA	08/23/2017
220554	2200084987	08/17/2017	USD	980.00	DAVIS BARBER PRODUCTIONS INC FULLERTON CA	08/22/2017
220555	2200084971	08/17/2017	USD	263.55	DIGI-KEY CORPORATION THIEF RIVER FALLS MN	08/22/2017
220556	2200084990	08/17/2017	USD	42,681.05	DXP ENTERPRISES INC HOUSTON TX	08/21/2017
220557	2200084967	08/17/2017	USD	3,167.59	E Z PARTY RENTALS POMONA CA	08/22/2017
220558	2200084980	08/17/2017	USD	180.00	EUROPINS EATON ANALYTICAL, INCGRAPEVINE TX	08/22/2017
220559	2200084988	08/17/2017	USD	510.00	FIREHAWK FIRE & SAFETY SAN DEIGO CA	08/24/2017
220560	2200084947	08/17/2017	USD	1,972.14	FISHER SCIENTIFIC LOS ANGELES CA	08/21/2017
220561	2200085021	08/17/2017	USD	300.00	FLORES, MARTIN FONTANA CA	08/24/2017
220562	2200085010	08/17/2017	USD	82.26	FRANCHISE TAX BOARD SACRAMENTO CA	08/23/2017
220563	2200085001	08/17/2017	USD	3,986.43	FRONTIER COMMUNICATIONS CORP CINCINNATI OH	08/24/2017
220564	2200084972	08/17/2017	USD	9,000.00	GOVERNMENTJOBS.COM INC EL SEGUNDO CA	08/28/2017
220565	2200084951	08/17/2017	USD	504.88	GRAINGER PALATINE IL	08/23/2017
220566	2200085022	08/17/2017	USD	300.00	HILLARY, PURED I RANCHO CUCAMONGA CA	08/25/2017
220567	2200084948	08/17/2017	USD	2,487.68	HOME DEPOT CREDIT SERVICES DES MOINES IA	08/28/2017
220568	2200084961	08/17/2017	USD	258.60	IMPRESSIONS GOURMET CATERING ONTARIO CA	08/23/2017
220569	2200084965	08/17/2017	USD	73.18	INDUSTRIAL SUPPLY COMPANY ONTARIO CA	08/22/2017
220570	2200085006	08/17/2017	USD	66.00	INLAND EMPIRE UNITED WAY RANCHO CUCAMONGA CA	08/21/2017
220571	2200084960	08/17/2017	USD	2,699.14	KONICA MINOLTA PASADENA CA	08/21/2017
220572	2200085018	08/17/2017	USD	35.09	LETULLE, CHANDER CHINO HILLS CA	09/08/2017
220573	2200084954	08/17/2017	USD	211.19	MAJESTIC TROPHY CO ONTARIO CA	08/25/2017
220574	2200085014	08/17/2017	USD	288.00	MARIA FRESQUEZ N LAS VEGAS NV	08/28/2017
220575	2200084973	08/17/2017	USD	211.55	NATIONAL CONSTRUCTION RENTALS PACOIMA CA	08/22/2017
220576	2200084996	08/17/2017	USD	5,776.18	ONTARIO MUNICIPAL UTILITIES COONTARIO CA	08/21/2017
220577	2200084968	08/17/2017	USD	1,969.20	PALM AUTO DETAIL INC COLTON CA	08/28/2017
220578	2200085012	08/17/2017	USD	430.50	PATRICK W HUNTER PHELAN CA	08/23/2017
220579	2200084963	08/17/2017	USD	193.94	RED WING SHOE STORE CORONA CA	08/23/2017
220580	2200084964	08/17/2017	USD	208.49	RED WING SHOE STORE FONTANA CA	08/29/2017
220581	2200084962	08/17/2017	USD	189.09	RED WING SHOE STORE UPLAND CA	08/28/2017
220582	2200084984	08/17/2017	USD	130,359.00	RIVERS & LANDS CONSERVANCY RIVERSIDE CA	09/01/2017
220583	2200084985	08/17/2017	USD	18,360.00	RIVERS & LANDS CONSERVANCY RIVERSIDE CA	09/01/2017
220584	2200084966	08/17/2017	USD	3,200.00	SAN BERNARDINO COUNTY SAN BERNARDINO CA	08/25/2017
220585	2200084949	08/17/2017	USD	172.90	SANTA ANA WATERSHED RIVERSIDE CA	08/23/2017
220586	2200085002	08/17/2017	USD	382.93	SHERIFF'S COURT SERVICES SAN BERNARDINO CA	09/06/2017
220587	2200084998	08/17/2017	USD	15,377.61	SO CALIF EDISON ROSEMEAD CA	08/25/2017
220588	2200084999	08/17/2017	USD	12,106.00	SO CALIF EDISON ROSEMEAD CA	08/21/2017
220589	2200084959	08/17/2017	USD	340.00	STATE WATER RESOURCES CNTRL BRSAACRAMENTO CA	08/23/2017

Bank	CBB	CITIZENS BUSINESS BANK	ONTARIO CA 917610000
Bank Key	122234149		
Acct number	CHECK	231167641	

Check						
Check number from to	Payment	Pmnt date	Crcy	Amount paid (FC)	Recipient/void reason code	Enca./void
220590	2200085008	08/17/2017	USD	243.33	US DEPARTMENT OF EDUCATION ATLANTA GA	08/23/2017
220591	2200085000	08/17/2017	USD	454.94	VERIZON BUSINESS ALBANY NY	08/22/2017
220592	2200085016	08/17/2017	USD	1,734.38	ZIEGENBEIN, JEFF CHINO HILLS CA	08/25/2017
220593	2200085087	08/24/2017	USD	1,276.00	AEROTEK INC ATLANTA GA	08/28/2017
220594	2200085074	08/24/2017	USD	731.62	AGILENT TECHNOLOGIES INC LOS ANGELES CA	08/28/2017
220595	2200085070	08/24/2017	USD	825.44	ANIXTER INC DALLAS TX	08/28/2017
220596	2200085068	08/24/2017	USD	3,162.64	APPLBONE EMPLOYMENT SERVICES GLENDALE CA	08/29/2017
220597	2200085138	08/24/2017	USD	100.00	ARMENDAREZ III, JESUS M FONTANA CA	
220598	2200085111	08/24/2017	USD	439.26	AGAP INDUSTRIAL SUPPLY FONTANA CA	08/29/2017
220599	2200085114	08/24/2017	USD	78,969.06	ATOM ENGINEERING CONSTRUCTION HEMET CA	08/28/2017
220600	2200085135	08/24/2017	USD	24,045.38	BANNER BANK SACRAMENTO CA	08/30/2017
220601	2200085156	08/24/2017	USD	29.08	BECKER, NIKI CHINO HILLS CA	08/28/2017
220602	2200085119	08/24/2017	USD	590.00	BRIGHTVIEW LANDSCAPES LLC ROCKVILLE MD	
220603	2200085106	08/24/2017	USD	1,427.89	BURLINGTON SAFETY LAB OF CALIFWESTMINSTER CA	08/28/2017
220604	2200085147	08/24/2017	USD	5,680.53	BURRTEC WASTE INDUSTRIES INC FONTANA CA	08/30/2017
220605	2200085122	08/24/2017	USD	14,365.53	CALIFORNIA WATER TECHNOLOGIES PASADENA CA	08/29/2017
220606	2200085086	08/24/2017	USD	757.00	CALPELRA PLEASANTON CA	08/30/2017
220607	2200085153	08/24/2017	USD	240.53	CAMPBELL, ANDREW CHINO HILLS CA	09/18/2017
220608	2200085076	08/24/2017	USD	103,399.30	CAROLLO ENGINEERS INC SALT LAKE CITY UT	08/30/2017
220609	2200085069	08/24/2017	USD	81,595.80	CEM SMITH INC LOS ANGELES CA	08/28/2017
220610	2200085137	08/24/2017	USD	827.26	CHEMTRADE CHEMICALS US LLC DETROIT MI	08/29/2017
220611	2200085101	08/24/2017	USD	203.14	CINTAS CORPORATION LOC#150 PHOENIX AZ	08/31/2017
220612	2200085064	08/24/2017	USD	33,395.86	CITY OF CHINO CHINO CA	
220613	2200085053	08/24/2017	USD	50.90	CITY RENTALS INC ONTARIO CA	08/29/2017
220614	2200085150	08/24/2017	USD	347.26	COLONIAL LIFE & ACCIDENT INSURCOLUMBIA SC	08/29/2017
220615	2200085082	08/24/2017	USD	138.00	COUNTY OF SAN BERNARDINO SAN BERNARDINO CA	09/01/2017
220616	2200085095	08/24/2017	USD	1,138.75	CS-AMSCO HUNTINGTON BEACH CA	08/28/2017
220617	2200085123	08/24/2017	USD	1,123.99	D & H WATER SYSTEMS INC OCEANSIDE CA	09/01/2017
220618	2200085139	08/24/2017	USD	2,171.38	DAISY IT SUPPLIES SALES & SERV RANCHO CUCAMONGA CA	08/29/2017
220619	2200085109	08/24/2017	USD	50.00	DAVID WHEELER'S PEST CONTROL, NORCO CA	08/30/2017
220620	2200085108	08/24/2017	USD	100.00	DORST-FORADA, DEBRA ONTARIO CA	
220621	2200085129	08/24/2017	USD	2,500.00	DRH2O LLC IRVINE CA	08/28/2017
220622	2200085116	08/24/2017	USD	8,244.24	ELECTRO-CHEMICAL DEVICES, INC ANAHEIM CA	08/30/2017
220623	2200085096	08/24/2017	USD	100.00	ELROD, EARL CHINO CA	
220624	2200085130	08/24/2017	USD	1,760.00	ENVIRONMENTAL CONCEPTS COMP INMISSION VIEJO CA	08/30/2017
220625	2200085117	08/24/2017	USD	4,530.68	ENVIRONMENTAL SCIENCE ASSOCIATS SAN FRANCISCO CA	08/30/2017
220626	2200085115	08/24/2017	USD	30.00	EUROFINS EATON ANALYTICAL, INC GRAPEVINE TX	08/29/2017
220627	2200085133	08/24/2017	USD	12,531.57	FACILITY SOLUTIONS GROUP INC PLACENTIA CA	09/05/2017
220628	2200085152	08/24/2017	USD	2,202.74	FIDELITY SECURITY LIFE INSURANCINCINNATI OH	08/29/2017
220629	2200085054	08/24/2017	USD	2,267.13	FISHER SCIENTIFIC LOS ANGELES CA	08/28/2017
220630	2200085055	08/24/2017	USD	5,901.44	FLO SYSTEMS INC ANAHEIM HILLS CA	09/06/2017
220631	2200085067	08/24/2017	USD	39.16	FONTANA HERALD NEWS FONTANA CA	08/29/2017
220632	2200085148	08/24/2017	USD	207.19	FRONTIER COMMUNICATIONS CORP CINCINNATI OH	08/30/2017
220633	2200085113	08/24/2017	USD	8,000.00	GHD PASADENA CA	08/28/2017



Bank	CBB	CITIZENS BUSINESS BANK		ONTARIO CA 917610000			
Bank Key	122234149						
Acct number	CHECK	231167641					
Check							
Check number from to	Payment	Pmnt date	Crcy	Amount paid (FC)	Recipient/void reason code	Enca./void	
220634	2200085141	08/24/2017	USD	23,654.16	GLASDON INC SANDSTON VA	08/29/2017	
220635	2200085142	08/24/2017	USD	2,595.00	GLOBAL KNOWLEDGE TRAINING LLC CARY NC	08/28/2017	
220636	2200085063	08/24/2017	USD	263.12	GRAINGER PALATINE IL	08/30/2017	
220637	2200085092	08/24/2017	USD	7,304.07	HACH COMPANY CHICAGO IL	08/28/2017	
220638	2200085056	08/24/2017	USD	566.93	HOME DEPOT CREDIT SERVICES DES MOINES IA	09/01/2017	
220639	2200085154	08/24/2017	USD	35.55	HUBER, JENNIFER CHINO HILLS CA	09/05/2017	
220640	2200085079	08/24/2017	USD	6,000.00	INNOVYZE INC LOS ANGELES CA	08/28/2017	
220641	2200085104	08/24/2017	USD	797.00	INTERNATIONAL PUBLIC MANAGEMENALEXANDRIA VA	08/30/2017	
220642	2200085073	08/24/2017	USD	200,450.53	J F SHEA CONSTRUCTION INC WALNUT CA	08/29/2017	
220643	2200085057	08/24/2017	USD	38,381.76	J R FILANC CONSRUCTION CO. INCESCONDIDO CA	08/29/2017	
220644	2200085126	08/24/2017	USD	3,200.00	JEREMY HARRIS CONSTRUCTION, INRIVERSIDE CA	08/29/2017	
220645	2200085058	08/24/2017	USD	4,394.93	JOHNSON POWER SYSTEMS LOS ANGELES CA	08/28/2017	
220646	2200085072	08/24/2017	USD	4,779.38	KONICA MINOLTA BUSINESS SOLUTIPASADENA CA	08/29/2017	
220647	2200085127	08/24/2017	USD	24,696.00	LABORATORY SERVICE AND CONSULTVACAVILLE CA	08/30/2017	
220648	2200085083	08/24/2017	USD	10,267.80	LEE & RO INC CITY OF INDUSTRY CA	08/29/2017	
220649	2200085080	08/24/2017	USD	273.91	MCR TECHNOLOGIES INC LAKE FOREST CA	08/30/2017	
220650	2200085121	08/24/2017	USD	1,500.00	MICHAEL J KOLODISNER LAGUNA HILLS CA	09/01/2017	
220651	2200085078	08/24/2017	USD	868.91	MIDPOINT BEARING ONTARIO CA	08/28/2017	
220652	2200085110	08/24/2017	USD	3,500.00	MULTY INDUSTRIES PRECISION MAONTARIO CA	08/29/2017	
220653	2200085071	08/24/2017	USD	787.00	NATIONAL SAFETY COUNCIL ITASCA IL	08/31/2017	
220654	2200085105	08/24/2017	USD	525.65	NESTLE WATERS NORTH AMERICA LOUISVILLE KY	09/05/2017	
220655	2200085136	08/24/2017	USD	37,052.25	NEW MILLENNIUM CONSTRUCTION CHINO HILLS CA	08/28/2017	
220656	2200085099	08/24/2017	USD	500.00	NEWSPAPERS IN EDUCATION SAN ANTONIO TX	08/29/2017	
220657	2200085143	08/24/2017	USD	3,837.18	NORTH AMERICAN SAFETY VALVE INNORTH KANSAS CITY MO	08/29/2017	
220658	2200085077	08/24/2017	USD	100.00	NRD, LLC GRAND ISLAND NY		
220659	2200085085	08/24/2017	USD	570.00	OLSON HAGEL & FISHBURN LLP SACRAMENTO CA	08/29/2017	
220660	2200085144	08/24/2017	USD	106.12	ONTARIO MUNICIPAL UTILITIES COONTARIO CA	08/28/2017	
220661	2200085089	08/24/2017	USD	3,472.68	PANTHER PROTECTION ORANGE CA	08/31/2017	
220662	2200085151	08/24/2017	USD	96.54	PERS LONG TERM CARE PROGRAM PASADENA CA	08/29/2017	
220663	2200085062	08/24/2017	USD	1,065.95	PETTY CASH EXPENDITURES CHINO CA	08/28/2017	
220664	2200085155	08/24/2017	USD	65.27	PIVOVAROFF, JASON CHINO HILLS CA	08/31/2017	
220665	2200085052	08/24/2017	USD	4,079.24	REM LOCK & KEY ONTARIO CA	08/25/2017	
220666	2200085124	08/24/2017	USD	11,927.81	RIVERS & LANDS CONSERVANCY RIVERSIDE CA	09/01/2017	
220667	2200085059	08/24/2017	USD	2,045.00	RMA GROUP RANCHO CUCAMONGA CA	09/06/2017	
220668	2200085075	08/24/2017	USD	3,280.00	RMS ENGINEERING & DESIGN CORONA DEL MAR CA	08/29/2017	
220669	2200085103	08/24/2017	USD	100.00	ROGERS, PETER J CHINO HILLS CA	08/28/2017	
220670	2200085100	08/24/2017	USD	782.00	SAN BERNARDINO COUNTY SAN BERNARDINO CA	09/06/2017	
220671	2200085081	08/24/2017	USD	30,000.00	SAN BERNARDINO COUNTY TREASURESAN BERNARDINO CA	09/05/2017	
220672	2200085098	08/24/2017	USD	19,856.46	SCW CONTRACTING CORPORATION FALLBROOK CA	08/30/2017	
220673	2200085140	08/24/2017	USD	550.00	SHAW HR CONSULTING INC NEWBURY PARK CA	08/30/2017	
220674	2200085145	08/24/2017	USD	140,492.71	SO CALIF EDISON ROSEMEAD CA	08/29/2017	
220675	2200085146	08/24/2017	USD	301.37	SO CALIF GAS MONTEREY PARK CA	08/31/2017	
220676	2200085066	08/24/2017	USD	44,821.85	SOUTH COAST AQMD DIAMOND BAR CA	09/05/2017	
220677	2200085060	08/24/2017	USD	49,377.60	SOUTHWEST ALARM SERVICE UPLAND CA	08/25/2017	

Bank	CBB	CITIZENS BUSINESS BANK	ONTARIO CA 917610000
Bank Key	122234149		
Acct number	CHECK	231167641	

Check

Check number from to	Payment	Pmnt date	Crncy	Amount paid (FC)	Recipient/void reason code	Enca./void
220678	2200085118	08/24/2017	USD	600.00	STAFFING NETWORK LLC ITASCA IL	09/13/2017
220679	2200085120	08/24/2017	USD	100.00	STONE, DEERA KAYE UPLAND CA	08/31/2017
220680	2200085088	08/24/2017	USD	54,315.14	SYSTEMS SOURCE INC IRVINE CA	08/28/2017
220681	2200085097	08/24/2017	USD	4,073.00	THE AUSTIN COMPANY CLEVELAND OH	08/29/2017
220682	2200085134	08/24/2017	USD	58,250.00	TONY PAINTING GARDEN GROVE CA	08/28/2017
220683	2200085090	08/24/2017	USD	9,918.00	TRIMAX SYSTEMS INC BREA CA	09/05/2017
220684	2200085094	08/24/2017	USD	20,868.75	TRUSSELL TECHNOLOGIES INC PASADENA CA	08/31/2017
220685	2200085102	08/24/2017	USD	20,688.35	U S BANK ST LOUIS MO	08/31/2017
220686	2200085084	08/24/2017	USD	1,294.00	U S HEALTHWORKS MEDICAL GROUP LOS ANGELES CA	08/28/2017
220687	2200085112	08/24/2017	USD	8,795.70	UPS PROTECTION INC ANAHEIM CA	08/30/2017
220688	2200085107	08/24/2017	USD	7,239.77	US BANK VOYAGER FLEET SYSTEMS KANSAS CITY MO	08/29/2017
220689	2200085131	08/24/2017	USD	100.00	VINCENT, TRISHA LYNN MONTCLAIR CA	
220690	2200085091	08/24/2017	USD	444,309.65	W A RASIC CONSTRUCTION CO INC LONG BEACH CA	08/30/2017
220691	2200085132	08/24/2017	USD	195.00	WATER AND WASTEWATER JOBS LAKELAND FL	09/05/2017
220692	2200085061	08/24/2017	USD	4,796.01	WAXIE SANITARY SUPPLY LOS ANGELES CA	08/29/2017
220693	2200085125	08/24/2017	USD	7,070.86	WEBER WATER RESOURCES CA LLC CORONA CA	09/06/2017
220694	2200085128	08/24/2017	USD	348.43	WESTERBERG & ASSOCIATES CORP LIBERTY LAKE WA	09/11/2017
220695	2200085149	08/24/2017	USD	2,694.35	WESTERN DENTAL PLAN ORANGE CA	08/30/2017
220696	2200085093	08/24/2017	USD	229.40	WORLDWIDE EXPRESS ALBANY NY	08/29/2017
220698	2200085157	08/24/2017	USD	371.80	CYNTHIA HART WILCOX CORONA CA	08/31/2017
220699	2200085158	08/24/2017	USD	94.49	GEORGETTE ANN ALBINI CHINO CA	08/29/2017
220700	2200085272	08/28/2017	USD	172.48	BREIG, ANNA VICTORVILLE CA	09/06/2017
220701	2200085275	08/28/2017	USD	472.96	HOBBS, DIANA APPLE VALLEY CA	09/06/2017
220702	2200085273	08/28/2017	USD	472.96	HORNE, WILLIAM YUCCA VALLEY CA	09/05/2017
220703	2200085274	08/28/2017	USD	746.37	MILLER, ELMER L BLUE JAY CA	09/06/2017
220704	2200085362	08/31/2017	USD	730.10	A & G INSTRUMENT SERVICE FULLERTON CA	09/11/2017
220705	2200085375	08/31/2017	USD	868.79	ABATIX CORPORATION DALLAS TX	09/05/2017
220706	2200085336	08/31/2017	USD	383.64	ACCUSTANDARD INC NEW HAVEN CT	09/11/2017
220707	2200085371	08/31/2017	USD	445.00	ADVANCED CHEMICAL TECHNOLOGY TRANCHO CUCAMONGA CA	09/06/2017
220708	2200085353	08/31/2017	USD	522.00	AEROTEK INC ATLANTA GA	09/05/2017
220709	2200085372	08/31/2017	USD	12,552.26	ALLIED UNIVERSAL SECURITY SERVPASADENA CA	09/05/2017
220710	2200085373	08/31/2017	USD	790.53	ALTA FOODCRAFT COPFEE LONG BRACH CA	09/06/2017
220711	2200085392	08/31/2017	USD	239.14	AMERICAN HERITAGE LIFE INSURANDALLAS TX	09/11/2017
220712	2200085352	08/31/2017	USD	20,250.00	AMERICAN MICROIMAGING LOS ANGELES CA	09/06/2017
220713	2200085329	08/31/2017	USD	1,957.26	APPLBONE EMPLOYMENT SERVICES GLENDALE CA	09/07/2017
220714	2200085357	08/31/2017	USD	220.00	ATMAA INC CALABASAS CA	09/19/2017
220715	2200085378	08/31/2017	USD	915.82	AUTOZONE INC ATLANTA GA	09/07/2017
220716	2200085340	08/31/2017	USD	1,724.00	BRAGG CRANE SERVICE LONG BEACH CA	09/07/2017
220717	2200085379	08/31/2017	USD	17,341.79	BRIGHTVIEW LANDSCAPE SERVICES LOS ANGELES CA	09/05/2017
220718	2200085367	08/31/2017	USD	492.50	BURLINGTON SAFETY LAB OF CALIFWESTMINSTER CA	09/05/2017
220719	2200085348	08/31/2017	USD	1,895.44	CALIFORNIA BOILER INC HUNTINGTON BEACH CA	09/05/2017
220720	2200085368	08/31/2017	USD	8,000.00	CALIFORNIA STRATEGIES LLC SACRAMENTO CA	09/07/2017
220721	2200085380	08/31/2017	USD	10,681.92	CALIFORNIA WATER TECHNOLOGIES PASADENA CA	09/06/2017
220722	2200085405	08/31/2017	USD	27.87	CAMBIASO, PIETRO CHINO HILLS CA	09/05/2017



Bank CBB CITIZENS BUSINESS BANK ONTARIO CA 917610000						
Bank Key 122234149						
Acct number CHECK 231167641						
Check						
Check number from to	Payment	Pmnt date	Crcy	Amount paid (FC)	Recipient/void reason code	Enca./void
220723	2200085402	08/31/2017	USD	98.42	CARL H TAYLOR III CRYSTAL RIVER FL	09/07/2017
220724	2200085338	08/31/2017	USD	75,589.79	CAROLLO ENGINEERS INC SALT LAKE CITY UT	09/06/2017
220725	2200085313	08/31/2017	USD	21,388.38	CHARLES P CROWLEY CO IRWINDALE CA	09/06/2017
220726	2200085332	08/31/2017	USD	675.00	CHINO BASIN WATER CONSERVATIONMONTCLAIR CA	09/08/2017
220727	2200085351	08/31/2017	USD	286.00	CHINO MFG & REPAIR INC CHINO CA	09/06/2017
220728	2200085366	08/31/2017	USD	3,520.62	CINTAS CORPORATION LOC#150 PHOENIX AZ	09/08/2017
220729	2200085349	08/31/2017	USD	2,211.08	CINTAS FIRST AID & SAFETY LOCCINCINNATI OH	09/05/2017
220730	2200085400	08/31/2017	USD	425.50	CITY EMPLOYEES ASSOCIATES LONG BEACH CA	09/08/2017
220731	2200085327	08/31/2017	USD	680.00	CITY OF CHINO CHINO CA	09/08/2017
220732	2200085314	08/31/2017	USD	2,166.43	COLE PARMER INSTRUMENT CO CHICAGO IL	09/05/2017
220733	2200085369	08/31/2017	USD	210.00	CONSTRUCTION MANAGEMENT LONG BEACH CA	09/12/2017
220734	2200085347	08/31/2017	USD	23,042.16	COUNTY OF SAN BERNARDINO SAN BERNARDINO CA	09/12/2017
220735	2200085363	08/31/2017	USD	14,987.68	CS-AMSCO HUNTINGTON BEACH CA	09/05/2017
220736	2200085381	08/31/2017	USD	6,424.96	D & H WATER SYSTEMS INC OCEANSIDE CA	09/06/2017
220737	2200085374	08/31/2017	USD	425.00	DAVID WHEELER'S PEST CONTROL, NORCO CA	09/07/2017
220738	2200085404	08/31/2017	USD		voided by PJACKSON - Printed incorrectly	09/07/2017
220739	2200085382	08/31/2017	USD	1,000.00	DEBBY FIGONI BEVERLY HILLS CA	09/18/2017
220740	2200085331	08/31/2017	USD	3,126.04	DELL MARKETING L P PASADENA CA	09/05/2017
220741	2200085335	08/31/2017	USD	115.00	DEPT OF CONSUMER AFFAIRS SACRAMENTO CA	09/13/2017
220742	2200085389	08/31/2017	USD	11,561.15	DORGAN LEGAL SERVICES LLP PASADENA CA	09/19/2017
220743	2200085406	08/31/2017	USD	18.51	DYER, DANIEL CHINO HILLS CA	09/13/2017
220744	2200085386	08/31/2017	USD	11,200.00	ECOTECH SERVICES INC MONROVIA CA	09/07/2017
220745	2200085377	08/31/2017	USD	7,079.60	ELECTRO-CHEMICAL DEVICES, INC ANAHEIM CA	09/06/2017
220746	2200085337	08/31/2017	USD	231.00	ENVIRONMENTAL CONSULTING & TESSUPERIOR WI	09/07/2017
220747	2200085376	08/31/2017	USD	45.00	EUROPINS BATON ANALYTICAL, INCGRAPEVINE TX	09/06/2017
220748	2200085316	08/31/2017	USD	1,090.61	FISHER SCIENTIFIC LOS ANGELES CA	09/05/2017
220749	2200085387	08/31/2017	USD	6,193.47	FLOW N CONTROL INC MONTROSE CA	09/07/2017
220750	2200085328	08/31/2017	USD	700.12	FLW INC HUNTINGTON BEACH CA	09/07/2017
220751	2200085325	08/31/2017	USD	1,444.89	GRAINGER PALATINE IL	09/06/2017
220752	2200085330	08/31/2017	USD	378.96	INGERSOLL RAND COMPANY CHICAGO IL	09/05/2017
220753	2200085394	08/31/2017	USD	51.00	INLAND EMPIRE UNITED WAY RANCHO CUCAMONGA CA	09/11/2017
220754	2200085317	08/31/2017	USD	152.03	INLAND VALLEY DAILY BULLETIN LOS ANGELES CA	09/14/2017
220755	2200085360	08/31/2017	USD	8,000.00	INNOVATIVE FEDERAL STRATEGIES WASHINGTON DC	09/07/2017
220756	2200085318	08/31/2017	USD	258.57	J L WINGERT CO GARDEN GROVE CA	09/06/2017
220757	2200085399	08/31/2017	USD	281.00	LEGALSHIELD ADA OK	09/11/2017
220758	2200085397	08/31/2017	USD	14,886.18	LIFE INSURANCE COMPANY OF PHILADELPHIA PA	09/07/2017
220759	2200085344	08/31/2017	USD	1,097.28	LOCKMASTERS USA INC PANAMA CITY FL	09/11/2017
220760	2200085354	08/31/2017	USD	500.00	LOS SERRANOS GOLF & COUNTRY CLCHINO HILLS CA	09/12/2017
220761	2200085384	08/31/2017	USD	4,272.30	MANAGED MOBILE INC PLACENTIA CA	09/07/2017
220762	2200085403	08/31/2017	USD	192.00	MARIA FRESQUEZ N LAS VEGAS NV	09/08/2017
220763	2200085339	08/31/2017	USD	315.36	MCMASTER-CARR SUPPLY CO CHICAGO IL	09/06/2017
220764	2200085341	08/31/2017	USD	277.28	MIDPOINT BEARING ONTARIO CA	09/06/2017
220765	2200085355	08/31/2017	USD	185.00	NATIONAL BUSINESS INVESTIGATIONMURRIETA CA	09/06/2017
220766	2200085334	08/31/2017	USD	465.54	O RINGS & THINGS FONTANA CA	09/08/2017

Bank	CBB	CITIZENS BUSINESS BANK	ONTARIO CA 917610000
Bank Key	122234149		
Acct number	CHECK	231167641	

Check							
Check number from to	Payment	Pmnt date	Crcy	Amount paid (FC)	Recipient/void reason code	Enca./void	
220767	2200085315	08/31/2017	USD	398.07	OFFICE DEPOT PHOENIX AZ		09/11/2017
220768	2200085358	08/31/2017	USD	500.00	OSTS INC CHINO CA		09/06/2017
220769	2200085401	08/31/2017	USD	287.00	PATRICK W HUNTER PHELAN CA		09/11/2017
220770	2200085396	08/31/2017	USD	96.54	PERS LONG TERM CARE PROGRAM PASADENA CA		09/07/2017
220771	2200085323	08/31/2017	USD	873.02	PETE'S ROAD SERVICE FULLERTON CA		09/07/2017
220772	2200085407	08/31/2017	USD	2,736.87	PRICE, COURTNEY CHINO HILLS CA		09/14/2017
220773	2200085319	08/31/2017	USD	9,082.50	RMA GROUP RANCHO CUCAMONGA CA		09/11/2017
220774	2200085361	08/31/2017	USD	73,200.91	RMC WATER AND ENVIRONMENT WALNUT CREEK CA		09/06/2017
220775	2200085320	08/31/2017	USD	3,664.87	ROYAL WHOLESALE ELECTRIC ORANGE CA		09/07/2017
220776	2200085365	08/31/2017	USD	15.49	RSD LAKE FOREST CA		09/06/2017
220777	2200085370	08/31/2017	USD	940.00	SCREENVISION DIRECT NEW YORK NY		09/08/2017
220778	2200085324	08/31/2017	USD	587.93	SHANLEY PUMP & EQUIPMENT INC ARLINGTON HEIGHTS IL		09/06/2017
220779	2200085391	08/31/2017	USD	10,308.44	SHAW HR CONSULTING INC NEWBURY PARK CA		09/07/2017
220780	2200085393	08/31/2017	USD	352.91	SHERIFF'S COURT SERVICES SAN BERNARDINO CA		
220781	2200085333	08/31/2017	USD	2,006.59	SIGMA-ALDRICH INC ATLANTA GA		09/06/2017
220782	2200085364	08/31/2017	USD	1,518.26	SKALAR INC BUFORD GA		
220783	2200085321	08/31/2017	USD	640.88	SMART & FINAL LOS ANGELES CA		09/15/2017
220784	2200085390	08/31/2017	USD	33.40	STREAMLINE PRESS INC UPLAND CA		09/07/2017
220785	2200085342	08/31/2017	USD	7,470.31	TELEDYNE INSTRUMENTS INC CHICAGO IL		09/05/2017
220786	2200085326	08/31/2017	USD	24,660.00	TETRA TECH INC DENVER CO		09/05/2017
220787	2200085345	08/31/2017	USD	1,662.85	TOM DODSON & ASSOCIATES SAN BERNARDINO CA		09/11/2017
220788	2200085383	08/31/2017	USD	375.00	TRIEPEI SMITH AND ASSOCIATES, IRVINE CA		
220789	2200085350	08/31/2017	USD	222.00	U S HEALTHWORKS MEDICAL GROUP LOS ANGELES CA		09/05/2017
220790	2200085343	08/31/2017	USD	81.41	U S HOSE INC ONTARIO CA		09/06/2017
220791	2200085395	08/31/2017	USD	243.33	US DEPARTMENT OF EDUCATION ATLANTA GA		09/12/2017
220792	2200085385	08/31/2017	USD	16,344.00	VARTECH SYSTEMS INC BATON ROUGE LA		09/06/2017
220793	2200085346	08/31/2017	USD	7,758.17	VERIZON WIRELESS DALLAS TX		09/07/2017
220794	2200085356	08/31/2017	USD	35,600.00	W A RASIC CONSTRUCTION CO INC LONG BEACH CA		09/06/2017
220795	2200085322	08/31/2017	USD	27.14	WAXIE SANITARY SUPPLY LOS ANGELES CA		09/06/2017
220796	2200085398	08/31/2017	USD	61.44	WILCO LIFE INSURANCE COMPANY ATLANTA GA		09/11/2017
220797	2200085359	08/31/2017	USD	660.90	WORLDWIDE EXPRESS ALBANY NY		09/06/2017
220798	2200085388	08/31/2017	USD	1,664.75	YORKE ENGINEERING LLC SAN JUAN CAPISTRANO CA		09/07/2017
220799	2200085409	08/31/2017	USD	856.76	OFFICE DEPOT PHOENIX AZ		09/12/2017
220800	2200085410	08/31/2017	USD	486.39	PATTON SALES CORP ONTARIO CA		09/06/2017
220801	2200085417	08/31/2017	USD	229.11	PONTON INDUSTRIES INC YORBA LINDA CA		09/11/2017
220802	2200085422	08/31/2017	USD	15,251.05	PRIORITY BUILDING SERVICES LLCBREA CA		09/06/2017
220803	2200085408	08/31/2017	USD	1,505.53	RBM LOCK & KEY ONTARIO CA		09/08/2017
220804	2200085411	08/31/2017	USD	1,101.77	ROYAL WHOLESALE ELECTRIC ORANGE CA		09/07/2017
220805	2200085418	08/31/2017	USD	10,143.51	RSD LAKE FOREST CA		09/06/2017
220806	2200085420	08/31/2017	USD	229.29	SIGNATURE SCUBA RANCHO CUCAMONGA CA		
220807	2200085424	08/31/2017	USD	482.03	SO CALIF EDISON ROSEMead CA		09/07/2017
220808	2200085414	08/31/2017	USD	6,792.23	SOUTH COAST AQMD DIAMOND BAR CA		09/12/2017
220809	2200085413	08/31/2017	USD	237.06	SPARLING INSTRUMENTS LLC PHOENIX AZ		09/06/2017
220810	2200085416	08/31/2017	USD	685.29	TELEDYNE INSTRUMENTS INC CHICAGO IL		09/06/2017

Inland Empire Util. Agency  
 Chino, CA  
 Company code 1000

Check Register

09/20/2017 / 15:34:57  
 User: PJACKSON  
 Page: 11

Bank	CBB	CITIZENS BUSINESS BANK		ONTARIO CA 917610000		
Bank Key	122234149					
Acct number	CHECK	231167641				
<b>Check</b>						
Check number from to	Payment	Pmnt date	Crcy	Amount paid (FC)	Recipient/void reason code	Enca./void
220811	2200085421	08/31/2017	USD	20.00	THE SHREDDERS LOS ANGELES CA	09/19/2017
220812	2200085419	08/31/2017	USD	1,061.55	TRANE U S INC CHICAGO IL	09/06/2017
220813	2200085423	08/31/2017	USD	212.58	TRANSENE COMPANY INC DANVERS MA	09/07/2017
220814	2200085415	08/31/2017	USD	134.11	ULTRA SCIENTIFIC NORTH KINGSTOWN RI	09/08/2017
220815	2200085412	08/31/2017	USD	3,709.38	WAXIE SANITARY SUPPLY LOS ANGELES CA	09/06/2017
* Payment method Check			USD	6,625,447.26		

Inland Empire Util. Agency  
 Chino, CA  
 Company code 1000

Check Register

09/20/2017 / 15:34:57  
 User: PJACKSON  
 Page: 12

Bank	CBB	CITIZENS BUSINESS BANK				ONTARIO CA 917610000
Bank Key	122234149					
Acct number	CHECK	231167641				
Separate Check						
Check number from to	Payment	Pmnt date	Crcy	Amount paid (FC)	Recipient/void reason code	Enca./void
220697	2200085065	08/24/2017	USD	60.00	CUCAMONGA VALLEY WATER DISTRICT RANCHO CUCAMONGA CA	08/31/2017
* Payment method Separate Check			USD	60.00		

Total of all entries

Check Register

09/20/2017 / 15:34:57

User: PJACKSON

Page: 13

Check number from to	Payment	Pmnt date	Crcy	Amount paid (FC)	Recipient/void reason code	Enca./void
**			USD	6,625,507.26		

## Attachment 2

---

### Workers' Comp Checks

Bank	CBB	CITIZENS BUSINESS BANK		ONTARIO CA 917610000		
Bank Key	122234149					
Acct number	WCOMP	231159290				
Checks created manually						
Check number from to	Payment	Pmnt date	Crcy	Amount paid (FC)	Recipient/void reason code	Enca./void
04811	2200084936	08/09/2017	USD	13.81	YORK RISK SERVICES GROUP INC RANCHO CUCAMONGA CA	08/15/2017
04812	2200085276	08/16/2017	USD	617.00	YORK RISK SERVICES GROUP INC RANCHO CUCAMONGA CA	08/21/2017
04813	2200085277	08/16/2017	USD	715.80	YORK RISK SERVICES GROUP INC RANCHO CUCAMONGA CA	08/21/2017
04814	2200085278	08/16/2017	USD	1,623.80	YORK RISK SERVICES GROUP INC RANCHO CUCAMONGA CA	08/21/2017
04815	2200085279	08/16/2017	USD	77.02	YORK RISK SERVICES GROUP INC RANCHO CUCAMONGA CA	08/23/2017
04816	2200085280	08/16/2017	USD	71.90	YORK RISK SERVICES GROUP INC RANCHO CUCAMONGA CA	08/23/2017
04817	2200085281	08/16/2017	USD	19.56	YORK RISK SERVICES GROUP INC RANCHO CUCAMONGA CA	08/23/2017
04818	2200085285	08/16/2017	USD	15.00	YORK RISK SERVICES GROUP INC RANCHO CUCAMONGA CA	08/23/2017
04819	2200085286	08/23/2017	USD	75.00	YORK RISK SERVICES GROUP INC RANCHO CUCAMONGA CA	08/29/2017
04820	2200085287	08/23/2017	USD	535.50	YORK RISK SERVICES GROUP INC RANCHO CUCAMONGA CA	09/08/2017
04821	2200085427	08/30/2017	USD	145.08	YORK RISK SERVICES GROUP INC RANCHO CUCAMONGA CA	09/05/2017
* Payment method Checks created manually			USD	3,909.47		

Check number from to	Payment	Pmnt date	Crcy	Amount paid (FC)	Recipient/void reason code	Enca /void
**			USD	3,909.47		



# Attachment 3

## Vendor ACHs

Check	Payee / Description	Amount
ACH	GK & ASSOCIATES INC 46-2054-5/17 Prof Svcs      17-035      14,080.00 46-2054-5/17 Prof Svcs      17-036      16,016.00 GK & ASSOCIATES INC      \$      30,096.00	
ACH	ICMA RETIREMENT TRUST 457 P/R 16 8/3/17 Deferred Comp Ded      HR      0058400      15,648.68 ICMA RETIREMENT TRUST 457      \$      15,648.68	
ACH	LINCOLN NATIONAL LIFE INS CO P/R 16 8/2/17 Deferred Comp Ded      HR      0058400      22,603.43 LINCOLN NATIONAL LIFE INS CO      \$      22,603.43	
ACH	ICMA RETIREMENT TRUST 401 P/R 16 8/2/17 Exec Deferred Comp      HR      0058400      8,683.55 ICMA RETIREMENT TRUST 401      \$      8,683.55	
ACH	SANTA ANA WATERSHED June 2017 Truck Discharge      9074      3,885.81 June 2017 Service      9088      147,437.94 SANTA ANA WATERSHED      \$      151,323.75	
ACH	AGRICULTURAL RESOURCES 8/17 Wtr Quality Consult      8/17 WTR QLTY      3,500.00 AGRICULTURAL RESOURCES      \$      3,500.00	
ACH	INLAND EMPIRE REGIONAL 6/17 Biosolids      90020395      312,715.15 INLAND EMPIRE REGIONAL      \$      312,715.15	
ACH	JC LAW FIRM 6/17 RCA Legal      00278      3,160.00 6/17 Watermaster      00280      2,045.00 6/17 Regional Contract      00279      5,010.00 6/17 General Legal      00277      42,860.00 6/17 IEUA vs Mwembu      00276      210.00 JC LAW FIRM      \$      53,285.00	
ACH	IEUA EMPLOYEES' ASSOCIATION P/R 16 8/2/17 Employee Ded      HR      0058400      186.00 IEUA EMPLOYEES' ASSOCIATION      \$      186.00	
ACH	IEUA SUPERVISORS UNION ASSOCIA P/R 16 8/3/17 Employee Ded      HR      0058400      315.00 IEUA SUPERVISORS UNION ASSOCIA\$      315.00	
ACH	IEUA GENERAL EMPLOYEES ASSOCIA P/R 16 8/3/17 Employee Ded      HR      0058400      1,194.10	

Check	Payee / Description	Amount
	IEUA GENERAL EMPLOYEES ASSOCIAS	1,194.10
ACH	IEUA PROFESSIONAL EMPLOYEES AS P/R 16 8/3/17 Employee Ded HR 0058400	510.00
	IEUA PROFESSIONAL EMPLOYEES ASS	510.00
ACH	DISCOVERY BENEFITS INC P/R 16 8/3/17 Cafeteria Plan HR 0058400	3,178.93
	DISCOVERY BENEFITS INC \$	3,178.93
ACH	AQUA BEN CORPORATION RP1-16,100 Lbs Polymer 750A 35994 21,608.36 RP1-16,100 Lbs Polymer 750A 36022 21,608.36	43,216.72
	AQUA BEN CORPORATION \$	43,216.72
ACH	HASCO OIL COMPANY, INC. RP5-Mobilux EP-2 0211814-IN	867.41
	HASCO OIL COMPANY, INC. \$	867.41
ACH	NAPA GENUINE PARTS COMPANY 1 Quart Syngear Oil 75-90 3973-853924	164.08
	NAPA GENUINE PARTS COMPANY \$	164.08
ACH	UNIVAR USA INC CCWRP-12,365 Lbs Sodium Bisulfite LA556078 2,670.05 PradoLS-12,569 Lbs Sodium Bisulfite LA554877 2,713.92	5,383.97
	UNIVAR USA INC \$	5,383.97
ACH	THATCHER COMPANY OF CALIFORNIA CCWRP-2,220 Lbs Aluminum Sulfate 244299 189.50 CCWRP-41,960 Lbs Aluminum Sulfate 244298 3,585.35	3,774.85
	THATCHER COMPANY OF CALIFORNIA\$	3,774.85
ACH	MCMASTER-CARR SUPPLY CO SS Rotary Shaft, Sleeve Bearing, Shaft Col 41160561 492.96 Embossed Plate, Number and Message 40505335 12.49	505.45
	MCMASTER-CARR SUPPLY CO \$	505.45
ACH	BENTLY NEVADA LLC Cable, Rail Mount, Rail End 1010324812	238.81
	BENTLY NEVADA LLC \$	238.81
ACH	SUNGARD AVAILABILITY SERVICES 7/17 Disaster Recovery Svc 152651791	4,152.00
	SUNGARD AVAILABILITY SERVICES \$	4,152.00
ACH	OLIN CORP RP4-1,996 Gals Sodium Hypochlorite 2360124	1,137.72

Check	Payee / Description	Amount
	TP1-4,984 Gals Sodium Hypochlorite 2362976	2,840.88
	TP1-4,948 Gals Sodium Hypochlorite 2362975	2,820.36
	TP1-4,930 Gals Sodium Hypochlorite 2363325	2,810.10
	RP4-1,978 Gals Sodium Hypochlorite 2363492	1,127.46
	TP1-4,900 Gals Sodium Hypochlorite 2363493	2,793.00
	RP5-4,910 Gals Sodium Hypochlorite 2363494	2,798.70
	TP1-4,970 Gals Sodium Hypochlorite 2363495	2,832.90
	CCWRP-4,998 Gals Sodium Hypochlorite 2364069	2,848.86
	RP4-2,032 Gals Sodium Hypochlorite 2362973	1,158.24
	TP1-4,922 Gals Sodium Hypochlorite 2362972	2,805.54
	TP1-4,968 Gals Sodium Hypochlorite 2362370	2,831.76
	RP5-4,956 Gals Sodium Hypochlorite 2361771	2,824.92
	RP4-2,026 Gals Sodium Hypochlorite 2361770	1,154.82
	TP1-4,950 Gals Sodium Hypochlorite 2361078	2,821.50
	CCWRP-4,948 Gals Sodium Hypochlorite 2361077	2,820.36
	TP1-4,964 Gals Sodium Hypochlorite 2360777	2,829.48
	RP4-2,002 Gals Sodium Hypochlorite 2360776	1,141.14
	TP1-4,928 Gals Sodium Hypochlorite 2360125	2,808.96
	OLIN CORP \$	45,206.70
ACH	SAP AMERICA INC BIS-7/5-7/7 Trng-CM-ADM315 7008363149	2,010.00
	SAP AMERICA INC \$	2,010.00
ACH	KOPP ILLUSTRATION, INC. CCWRP-Birds Eye Infographic Map 00002120	6,000.00
	KOPP ILLUSTRATION, INC. \$	6,000.00
ACH	VELODYNE Start Up f/Liquid Polymer Blending Unit 0000019872-2	5,030.00
	VELODYNE \$	5,030.00
ACH	WEST COAST ADVISORS 7/17 Prof Svcs 10784	9,800.00
	WEST COAST ADVISORS \$	9,800.00
ACH	SOLAR STAR CALIFORNIA V LLC RP1-6/1-6/30 2450 Phila St M0616-1301082	4,207.17
	RP1-6/1-6/30 2450 Phila St M0615-1301081	18,646.05
	SOLAR STAR CALIFORNIA V LLC \$	22,853.22
ACH	IEUA EMPLOYEES' ASSOCIATION P/R DIR 08 8/11/17 Ded HR 0059100	12.00
	IEUA EMPLOYEES' ASSOCIATION \$	12.00
ACH	IEUA GENERAL EMPLOYEES ASSOCIA P/R 15 7/21/17 Employee Ded Adjustment 7/21/17 ADJ	25.00
	IEUA GENERAL EMPLOYEES ASSOCIAS \$	25.00
ACH	Inland Empire Reg. Composting Reim-EnerNOC Rebate Check Sent to IEUA 10-12/16 ENER	3,031.61



Check	Payee / Description	Amount
	Inland Empire Reg. Composting \$	3,031.61
ACH	ICMA RETIREMENT TRUST 457 P/R 17 8/18 Deferred Comp Ded HR 0059200	14,954.78
	ICMA RETIREMENT TRUST 457 \$	14,954.78
ACH	LINCOLN NATIONAL LIFE INS CO P/R 17 8/18 Deferred Comp Ded P/R 17 8/18 50.00 P/R 17 8/18 Deferred Comp Ded HR 0059200	21,676.81
	LINCOLN NATIONAL LIFE INS CO \$	21,726.81
ACH	ICMA RETIREMENT TRUST 401 P/R 17 8/18 Exec Deferred Comp HR 0059200	8,642.93
	ICMA RETIREMENT TRUST 401 \$	8,642.93
ACH	AQUA BEN CORPORATION RP1-16,100 Lbs Polymer 750A 36107 21,608.36 DAFT-9,200 Lbs Polymer 748E 36106 8,128.66 DAFT-4,600 Lbs Polymer 748E 36087 4,064.33 RP1-16,100 Lbs Polymer 750A 36088 21,608.36 RP1-16,100 Lbs Polymer 750A 36063 21,608.36 DAFT-4,600 Lbs Polymer 748E 36062 4,064.33	
	AQUA BEN CORPORATION \$	81,082.40
ACH	EMEDCO INC Custom Sign 9334632922	527.87
	EMEDCO INC \$	527.87
ACH	OLIN CORP RP1-4,968 Gals Sodium Hypochlorite 2365416 2,831.76 RP4-2,020 Gals Sodium Hypochlorite 2367583 1,151.40 RP4-2,028 Gals Sodium Hypochlorite 2366882 1,155.96 RP2-1,792 Gals Sodium Hypochlorite 2366883 1,021.44 TP1-4,890 Gals Sodium Hypochlorite 2367582 2,787.30 TP1-4,968 Gals Sodium Hypochlorite 2366881 2,831.76 TP1-4,908 Gals Sodium Hypochlorite 2366577 2,797.56 CCWRP-4,910 Gals Sodium Hypochlorite 2366576 2,798.70 RP4-2,034 Gals Sodium Hypochlorite 2365979 1,159.38 TP1-4,900 Gals Sodium Hypochlorite 2364772 2,793.00 TP1-5,002 Gals Sodium Hypochlorite 2365417 2,851.14 RP5-4,974 Gals Sodium Hypochlorite 2365415 2,835.18	
	OLIN CORP \$	27,014.58
ACH	US BANK - PAYMENT PLUS 107432 PMC ENGINEERING LLC 2200084271 790.95 100150 HARRINGTON INDUSTRIAL PLASTICS LL 2200084084 283.03 100319 MISSION REPROGRAPHICS 2200084085 59.91 100150 HARRINGTON INDUSTRIAL PLASTICS LL 2200084033 4,663.37 101123 ALL AMERICAN CRANE MAINTENANCE 2200084086 1,504.00 101706 CALOLYMPIC SAFETY 2200084269 223.08 100150 HARRINGTON INDUSTRIAL PLASTICS LL 2200084268 287.35 107432 PMC ENGINEERING LLC 2200084088 885.90	

Check	Payee / Description	Amount
101945	FLORENCE FILTER CORP	2,324.03
	US BANK - PAYMENT PLUS	\$ 11,021.62
ACH	AMAZON BUSINESS	
	Telephone Shoulder Rest	014K-4WY4-1MJ 54.56
	Telephone Shoulder Rest	1M73-C743-DK6 40.56
	Forest Green Gloves, Spring Green Gloves	11Y7-FT4R-THW 57.53
	Label Tape, AA Bateriaes	19Q4-GHRX-JG3 45.64
	Ugly's Electrical References	1M73-C743-VTR 242.25
	Ergotron WorkFit-S Dual with Worksurface	1K1M-H9XR-4GX 549.53
	Label Tape, AA Bateriaes	14YC-RM36-1H3 45.64
	Ugly's Electrical References	0TJS-TQBQ-GH9 242.25
	7 Cisco IP Phones	073F-5VWL-9R7 595.00
	6 Lock Out Boxes, 4 Lock In Chain	0CYC-JRGY-9HW 862.04
	Febco Rubber Parts Repair Kit	073F-5VWL-9FM 320.72
	2 Operation of Water Resource Recovery M	05YB-RVJ8-PCD 418.18
	2 Treatment and Resource Recovery	0P5C-6YV3-3M4 339.76
	3 Cisco IP Phones	014K-4WY4-COV 255.00
	2 Miniview Micro	0CYC-JRGY-9V9 62.38
	AMAZON BUSINESS	\$ 2,260.02
ACH	IEUA EMPLOYEES' ASSOCIATION	
	P/R 17 8/18 Employee Ded	HR 0059200 186.00
	IEUA EMPLOYEES' ASSOCIATION	\$ 186.00
ACH	IEUA SUPERVISORS UNION ASSOCIA	
	P/R 17 8/18 Employee Ded	HR 0059200 315.00
	IEUA SUPERVISORS UNION ASSOCIAS	\$ 315.00
ACH	IEUA GENERAL EMPLOYEES ASSOCIA	
	P/R 17 8/18 Employee Ded	HR 0059200 1,181.60
	P/R 17 8/18 Employee Ded	P/R 17 8/18 12.50
	IEUA GENERAL EMPLOYEES ASSOCIAS	\$ 1,194.10
ACH	IEUA PROFESSIONAL EMPLOYEES AS	
	P/R 17 8/18 Employee Ded	HR 0059200 510.00
	IEUA PROFESSIONAL EMPLOYEES ASS	\$ 510.00
ACH	DISCOVERY BENEFITS INC	
	P/R 17 8/18 Cafeteria Plan	HR 0059200 3,178.93
	DISCOVERY BENEFITS INC	\$ 3,178.93
ACH	Inland Empire Reg. Composting	
	5/17 O&M Expenses	SAP0517-IEUAO 780.26
	5/17 O&M Expenses	SAP0617-IEUAO 128.00
	Inland Empire Reg. Composting	\$ 908.26
ACH	AQUA BEN CORPORATION	
	RP1-16,100 Lbs Polymer 750A	36145 21,608.36
	DAFT-6,900 Lbs Polymer 748E	36144 6,096.50
	RP2-23,8000 Lbs Polymer 748E	36131 20,321.65



Check	Payee / Description	Amount
	AQUA BEN CORPORATION	\$ 48,026.51
ACH	NAPA GENUINE PARTS COMPANY 2 Batteries, 2 Core Deposits 4584-230082	587.43
	NAPA GENUINE PARTS COMPANY	\$ 587.43
ACH	SANTA ANA WATERSHED 17/18 Member District Fees 9100	288,423.00
	SANTA ANA WATERSHED	\$ 288,423.00
ACH	MCMaster-CARR SUPPLY CO 1 Plastic Barbed Hose Fitting 44070521 8.21 2 SS Filter Housings 43351587 424.69 4 SS Cam and Groove Hose Coupling 43764015 158.47 260 Piece SS Slotted Shim Set 43801187 613.20	1,204.57
	MCMaster-CARR SUPPLY CO	\$ 1,204.57
ACH	AGRICULTURAL RESOURCES 9/17 Wtr Quality Consult 9/17 WTR QLTY	3,500.00
	AGRICULTURAL RESOURCES	\$ 3,500.00
ACH	GK & ASSOCIATES INC 46-2054-6/17 Prof Svcs 17-046 30,927.00 46-2054-6/17 Prof Svcs 17-044 13,760.00 46-2054-6/17 Prof Svcs 17-043 21,472.00 46-2054-6/17 Prof Svcs 17-045 16,016.00	82,175.00
	GK & ASSOCIATES INC	\$ 82,175.00
ACH	EPI-USE LABS LLC 8/28/17-8/27/18 HCM Annual Maintenance F INV-US3773	1,858.76
	EPI-USE LABS LLC	\$ 1,858.76
ACH	KEMP BROS CONSTRUCTION INC EN15008-7/17 Pay Est 11 PE 11-EN15008	456,862.22
	KEMP BROS CONSTRUCTION INC	\$ 456,862.22
ACH	AMAZON BUSINESS HP642A Black LaserJet Toner 1YNQ-MT97-MLH 339.98 Dual Ear Headset Headphones 1TTH-CV6F-D97 51.00 1 Box M Gloves 1TTH-CV6F-MMV 67.95 9 Macroreer Transceiver Module—Return 1K1M-H9XR-6G9 203.31 Forest Green Gloves, Spring Green Gloves 14YC-RM36-J6N 57.53 Ergotron WorkFit-S Dual with Worksurface 19GQ-NKHT-FK7 549.53	862.68
	AMAZON BUSINESS	\$ 862.68
ACH	FOUNDATION HA ENERGY GENERATIO RP4/RWPS-7/1-7/31 12811 6th St-Wind Powe 2230	2,996.25
	FOUNDATION HA ENERGY GENERATIO\$	2,996.25

Check	Payee / Description	Amount
ACH	PREFERRED BENEFIT INSURANCE 8/17 Agency Dental Plan	EIA21663 15,910.90
	PREFERRED BENEFIT INSURANCE \$	15,910.90
ACH	DISCOVERY BENEFITS INC July 2017 Admin Fees	0000783502-IN 161.50
	DISCOVERY BENEFITS INC \$	161.50
ACH	ESTRADA, JIMMIE J Reim Monthly Health Prem	HEALTH PREM 472.96
	ESTRADA, JIMMIE J \$	472.96
ACH	LICHTI, ALICE Reim Monthly Health Prem	HEALTH PREM 172.48
	LICHTI, ALICE \$	172.48
ACH	MORASSE, EDNA Reim Monthly Health Prem	HEALTH PREM 172.48
	MORASSE, EDNA \$	172.48
ACH	NOWAK, THEO T Reim Monthly Health Prem	HEALTH PREM 472.96
	NOWAK, THEO T \$	472.96
ACH	SONNENBURG, ILSE Reim Monthly Health Prem	HEALTH PREM 172.48
	SONNENBURG, ILSE \$	172.48
ACH	DYKSTRA, BETTY Reim Monthly Health Prem	HEALTH PREM 172.48
	DYKSTRA, BETTY \$	172.48
ACH	TORRES, ROBERT G Reim Monthly Health Prem	HEALTH PREM 172.48
	TORRES, ROBERT G \$	172.48
ACH	MUELLER, CAROLYN Reim Monthly Health Prem	HEALTH PREM 172.48
	MUELLER, CAROLYN \$	172.48
ACH	GRIFFIN, GEORGE Reim Monthly Health Prem	HEALTH PREM 172.48
	GRIFFIN, GEORGE \$	172.48
ACH	CANADA, ANGELA Reim Monthly Health Prem	HEALTH PREM 172.48
	CANADA, ANGELA \$	172.48



Check	Payee / Description	Amount
ACH	CUPERSMITH, LEIZAR Reim Monthly Health Prem	HEALTH PREM 172.48
	CUPERSMITH, LEIZAR	\$ 172.48
ACH	DELGADO-ORAMAS JR, JOSE Reim Monthly Health Prem	HEALTH PREM 300.48
	DELGADO-ORAMAS JR, JOSE	\$ 300.48
ACH	GRANGER, BRANDON Reim Monthly Health Prem	HEALTH PREM 150.24
	GRANGER, BRANDON	\$ 150.24
ACH	GADDY, CHARLES L Reim Monthly Health Prem	HEALTH PREM 150.24
	GADDY, CHARLES L	\$ 150.24
ACH	BAKER, CHRIS Reim Monthly Health Prem	HEALTH PREM 22.24
	BAKER, CHRIS	\$ 22.24
ACH	WEBB, DANNY C Reim Monthly Health Prem	HEALTH PREM 128.00
	WEBB, DANNY C	\$ 128.00
ACH	HUMPHREYS, DEBORAH E Reim Monthly Health Prem	HEALTH PREM 150.24
	HUMPHREYS, DEBORAH E	\$ 150.24
ACH	MOUAT, FREDERICK W Reim Monthly Health Prem	HEALTH PREM 150.24
	MOUAT, FREDERICK W	\$ 150.24
ACH	MORGAN, GARTH W Reim Monthly Health Prem	HEALTH PREM 128.00
	MORGAN, GARTH W	\$ 128.00
ACH	ALLINGHAM, JACK Reim Monthly Health Prem	HEALTH PREM 22.24
	ALLINGHAM, JACK	\$ 22.24
ACH	MAZUR, JOHN Reim Monthly Health Prem	HEALTH PREM 437.19
	MAZUR, JOHN	\$ 437.19
ACH	RUDDER, LARRY Reim Monthly Health Prem	HEALTH PREM 22.24

Check	Payee / Description	Amount
	RUDDER, LARRY	\$ 22.24
ACH	HAMILTON, MARIA Reim Monthly Health Prem	HEALTH PREM 128.00
	HAMILTON, MARIA	\$ 128.00
ACH	PICENO, TONY Reim Monthly Health Prem	HEALTH PREM 172.48
	PICENO, TONY	\$ 172.48
ACH	RAMOS, CAROL Reim Monthly Health Prem	HEALTH PREM 22.24
	RAMOS, CAROL	\$ 22.24
ACH	FISHER, JAY Reim Monthly Health Prem	HEALTH PREM 128.00
	FISHER, JAY	\$ 128.00
ACH	KING, PATRICK Reim Monthly Health Prem	HEALTH PREM 22.24
	KING, PATRICK	\$ 22.24
ACH	HOWARD, ROBERT JAMES Reim Monthly Health Prem	HEALTH PREM 22.24
	HOWARD, ROBERT JAMES	\$ 22.24
ACH	DIETZ, JUDY Reim Monthly Health Prem	HEALTH PREM 128.00
	DIETZ, JUDY	\$ 128.00
ACH	DAVIS, GEORGE Reim Monthly Health Prem	HEALTH PREM 150.24
	DAVIS, GEORGE	\$ 150.24
ACH	MONZAVI, TAGHI Reim Monthly Health Prem	HEALTH PREM 22.24
	MONZAVI, TAGHI	\$ 22.24
ACH	PETERSEN, KENNETH Reim Monthly Health Prem	HEALTH PREM 172.48
	PETERSEN, KENNETH	\$ 172.48
ACH	TRAUTERMAN, HELEN Reim Monthly Health Prem	HEALTH PREM 172.48
	TRAUTERMAN, HELEN	\$ 172.48
ACH	TIEGS, KATHLEEN Reim Monthly Health Prem	HEALTH PREM 874.37

Check	Payee / Description	Amount
	TIEGS, KATHLEEN	\$ 874.37
ACH	DIGGS, GEORGE Reim Monthly Health Prem	HEALTH PREM 772.02
	DIGGS, GEORGE	\$ 772.02
ACH	HAYES, KENNETH Reim Monthly Health Prem	HEALTH PREM 472.96
	HAYES, KENNETH	\$ 472.96
ACH	HUNTON, STEVE Reim Monthly Health Prem	HEALTH PREM 150.24
	HUNTON, STEVE	\$ 150.24
ACH	RODRIGUEZ, LOUIS Reim Monthly Health Prem	HEALTH PREM 150.24
	RODRIGUEZ, LOUIS	\$ 150.24
ACH	VARBEL, VAN Reim Monthly Health Prem	HEALTH PREM 573.89
	VARBEL, VAN	\$ 573.89
ACH	CLIFTON, NEIL Reim Monthly Health Prem	HEALTH PREM 445.89
	CLIFTON, NEIL	\$ 445.89
ACH	DELGADO, FRANCOIS Reim Monthly Health Prem	HEALTH PREM 128.00
	DELGADO, FRANCOIS	\$ 128.00
ACH	WELLMAN, JOHN THOMAS Reim Monthly Health Prem	HEALTH PREM 573.89
	WELLMAN, JOHN THOMAS	\$ 573.89
ACH	SPEARS, SUSAN Reim Monthly Health Prem	HEALTH PREM 20.62
	SPEARS, SUSAN	\$ 20.62
ACH	TROXEL, WYATT Reim Monthly Health Prem	HEALTH PREM 172.48
	TROXEL, WYATT	\$ 172.48
ACH	CORLEY, WILLIAM Reim Monthly Health Prem	HEALTH PREM 437.19
	CORLEY, WILLIAM	\$ 437.19
ACH	CALLAHAN, CHARLES	



Check	Payee / Description	Amount
	Reim Monthly Health Prem	HEALTH PREM 342.34
	CALLAHAN, CHARLES	\$ 342.34
ACH	LESNIAKOWSKI, NORBERT Reim Monthly Health Prem	HEALTH PREM 172.48
	LESNIAKOWSKI, NORBERT	\$ 172.48
ACH	VER STEEG, ALLEN J Reim Monthly Health Prem	HEALTH PREM 470.34
	VER STEEG, ALLEN J	\$ 470.34
ACH	HACKNEY, GARY Reim Monthly Health Prem	HEALTH PREM 437.19
	HACKNEY, GARY	\$ 437.19
ACH	CAREL, LARRY Reim Monthly Health Prem	HEALTH PREM 22.24
	CAREL, LARRY	\$ 22.24
ACH	TOL, HAROLD Reim Monthly Health Prem	HEALTH PREM 309.19
	TOL, HAROLD	\$ 309.19
ACH	BANKSTON, GARY Reim Monthly Health Prem	HEALTH PREM 471.54
	BANKSTON, GARY	\$ 471.54
ACH	ATWATER, RICHARD Reim Monthly Health Prem	HEALTH PREM 128.00
	ATWATER, RICHARD	\$ 128.00
ACH	FIESTA, PATRICIA Reim Monthly Health Prem	HEALTH PREM 450.01
	FIESTA, PATRICIA	\$ 450.01
ACH	DIGGS, JANET Reim Monthly Health Prem	HEALTH PREM 900.02
	DIGGS, JANET	\$ 900.02
ACH	CARAZA, TERESA Reim Monthly Health Prem	HEALTH PREM 158.95
	CARAZA, TERESA	\$ 158.95
ACH	ANDERSON, JOHN Reim Monthly Health Prem	HEALTH PREM 472.96
	ANDERSON, JOHN	\$ 472.96

Check	Payee / Description	Amount
ACH	SANTA CRUZ, JACQUELYN Reim Monthly Health Prem	HEALTH PREM 779.40
	SANTA CRUZ, JACQUELYN	\$ 779.40
ACH	HECK, ROSELYN Reim Monthly Health Prem	HEALTH PREM 22.24
	HECK, ROSELYN	\$ 22.24
ACH	SOPICKI, LEO Reim Monthly Health Prem	HEALTH PREM 300.48
	SOPICKI, LEO	\$ 300.48
ACH	HERNANDEZ, BENJAMIN Reim Monthly Health Prem	HEALTH PREM 322.01
	HERNANDEZ, BENJAMIN	\$ 322.01
ACH	GOSE, ROSEMARY Reim Monthly Health Prem	HEALTH PREM 128.00
	GOSE, ROSEMARY	\$ 128.00
ACH	KEHL, BARRETT Reim Monthly Health Prem	HEALTH PREM 128.00
	KEHL, BARRETT	\$ 128.00
ACH	RITCHIE, JANN Reim Monthly Health Prem	HEALTH PREM 128.00
	RITCHIE, JANN	\$ 128.00
ACH	LONG, ROCKWELL DEE Reim Monthly Health Prem	HEALTH PREM 445.89
	LONG, ROCKWELL DEE	\$ 445.89
ACH	FATTAHI, MIR Reim Monthly Health Prem	HEALTH PREM 128.00
	FATTAHI, MIR	\$ 128.00
ACH	VERGARA, FLORENTINO Reim Monthly Health Prem	HEALTH PREM 300.48
	VERGARA, FLORENTINO	\$ 300.48
ACH	WARMAN, RALPH Reim Monthly Health Prem	HEALTH PREM 172.48
	WARMAN, RALPH	\$ 172.48
ACH	ROGERS, SHIRLEY Reim Monthly Health Prem	HEALTH PREM 172.48
	ROGERS, SHIRLEY	\$ 172.48

Check	Payee / Description	Amount
ACH	WALL, DAVID Reim Monthly Health Prem	HEALTH PREM 286.95
	WALL, DAVID	\$ 286.95
ACH	CHUNG, MICHAEL Reim Monthly Health Prem	HEALTH PREM 150.24
	CHUNG, MICHAEL	\$ 150.24
ACH	ADAMS, PAMELA Reim Monthly Health Prem	HEALTH PREM 172.48
	ADAMS, PAMELA	\$ 172.48
ACH	BLASINGAME, MARY Reim Monthly Health Prem	HEALTH PREM 1,019.78
	BLASINGAME, MARY	\$ 1,019.78
ACH	ANDERSON, KENNETH Reim Monthly Health Prem	HEALTH PREM 22.24
	ANDERSON, KENNETH	\$ 22.24
ACH	MOE, JAMES Reim Monthly Health Prem	HEALTH PREM 22.24
	MOE, JAMES	\$ 22.24
ACH	POLACEK, KEVIN Reim Monthly Health Prem	HEALTH PREM 746.06
	POLACEK, KEVIN	\$ 746.06
ACH	ELROD, SONDRRA Reim Monthly Health Prem	HEALTH PREM 286.95
	ELROD, SONDRRA	\$ 286.95
ACH	FRAZIER, JACK Reim Monthly Health Prem	HEALTH PREM 171.77
	FRAZIER, JACK	\$ 171.77
ACH	HOAK, JAMES Reim Monthly Health Prem	HEALTH PREM 128.00
	HOAK, JAMES	\$ 128.00
ACH	DEZHAM, PARIVASH Reim Monthly Health Prem	HEALTH PREM 171.77
	DEZHAM, PARIVASH	\$ 171.77
ACH	FOLEY III, DANIEL J. Reim Monthly Health Prem	HEALTH PREM 158.95



Check	Payee / Description	Amount
	FOLEY III, DANIEL J.	\$ 158.95
ACH	CLEVELAND, JAMES Reim Monthly Health Prem	HEALTH PREM 128.00
	CLEVELAND, JAMES	\$ 128.00
ACH	LANGNER, CAMERON Reim Monthly Health Prem	HEALTH PREM 605.39
	LANGNER, CAMERON	\$ 605.39
ACH	HAMILTON, LEANNE Reim Monthly Health Prem	HEALTH PREM 158.95
	HAMILTON, LEANNE	\$ 158.95
ACH	HOOSHMAND, RAY Reim Monthly Health Prem	HEALTH PREM 128.00
	HOOSHMAND, RAY	\$ 128.00
ACH	SCHLAPKOHL, JACK Reim Monthly Health Prem	HEALTH PREM 128.00
	SCHLAPKOHL, JACK	\$ 128.00
ACH	POOLE, PHILLIP Reim Monthly Health Prem	HEALTH PREM 171.77
	POOLE, PHILLIP	\$ 171.77
ACH	ADAMS, BARBARA Reim Monthly Health Prem	HEALTH PREM 150.24
	ADAMS, BARBARA	\$ 150.24
ACH	RUESCH, GENECE Reim Monthly Health Prem	HEALTH PREM 481.35
	RUESCH, GENECE	\$ 481.35
ACH	VANDERPOOL, LARRY Reim Monthly Health Prem	HEALTH PREM 471.54
	VANDERPOOL, LARRY	\$ 471.54
ACH	AMBROSE, JEFFREY Reim Monthly Health Prem	HEALTH PREM 573.89
	AMBROSE, JEFFREY	\$ 573.89
ACH	MERRILL, DIANE Reim Monthly Health Prem	HEALTH PREM 286.95
	MERRILL, DIANE	\$ 286.95
ACH	HOUSER, ROD Reim Monthly Health Prem	HEALTH PREM 620.58

Check	Payee / Description	Amount
	HOUSER, ROD	\$ 620.58
ACH	RUSSO, VICKI Reim Monthly Health Prem	HEALTH PREM 158.95
	RUSSO, VICKI	\$ 158.95
ACH	HUSS, KERRY Reim Monthly Health Prem	HEALTH PREM 445.89
	HUSS, KERRY	\$ 445.89
ACH	BINGHAM, GREGG Reim Monthly Health Prem	HEALTH PREM 618.06
	BINGHAM, GREGG	\$ 618.06
ACH	CHARLES, DAVID Reim Monthly Health Prem	HEALTH PREM 128.00
	CHARLES, DAVID	\$ 128.00
ACH	YEBOAH, ERNEST Reim Monthly Health Prem	HEALTH PREM 128.00
	YEBOAH, ERNEST	\$ 128.00
ACH	ALVARADO, ROSEMARY Reim Monthly Health Prem	HEALTH PREM 309.19
	ALVARADO, ROSEMARY	\$ 309.19
ACH	BARELA, GEORGE Reim Monthly Health Prem	HEALTH PREM 128.00
	BARELA, GEORGE	\$ 128.00
ACH	FETZER, ROBERT Reim Monthly Health Prem	HEALTH PREM 746.06
	FETZER, ROBERT	\$ 746.06
ACH	SPAETH, ERIC Reim Monthly Health Prem	HEALTH PREM 158.95
	SPAETH, ERIC	\$ 158.95
ACH	DAVIS, MARTHA Reim Monthly Health Prem	HEALTH PREM 158.95
	DAVIS, MARTHA	\$ 158.95
ACH	BRULE, CHRISTOPHER Reim Monthly Health Prem	HEALTH PREM 158.95
	BRULE, CHRISTOPHER	\$ 158.95
ACH	ROOS, JAMES	



Check	Payee / Description	Amount
	Reim Monthly Health Prem	445.89
	ROOS, JAMES	\$ 445.89
ACH	MULLANEY, JOHN Reim Monthly Health Prem	286.95
	MULLANEY, JOHN	\$ 286.95
ACH	VALENZUELA, DANIEL Reim Monthly Health Prem	445.89
	VALENZUELA, DANIEL	\$ 445.89
ACH	PACE, BRIAN Reim Monthly Health Prem	445.89
	PACE, BRIAN	\$ 445.89
ACH	KING, JOSEPH Reim Monthly Health Prem	128.00
	KING, JOSEPH	\$ 128.00
ACH	VILLALOBOS, HECTOR Reim Monthly Health Prem	158.95
	VILLALOBOS, HECTOR	\$ 158.95
ACH	BAXTER, KATHLEEN Reim Monthly Health Prem	286.95
	BAXTER, KATHLEEN	\$ 286.95
ACH	AQUA BEN CORPORATION RP1-16,100 Lbs Polymer 750A 36182 21,608.36 DAFT-6,900 Lbs Polymer 748E 36181 6,096.50	
	AQUA BEN CORPORATION	\$ 27,704.86
ACH	HASCO OIL COMPANY, INC. RP1-Mobil SHC 630 0212296-IN 968.02 RP5-Mobil SHC 630 0212389-IN 4,052.63	
	HASCO OIL COMPANY, INC.	\$ 5,020.65
ACH	NAPA GENUINE PARTS COMPANY Battery, Solar Battery Charger, Care Depos 4584-230564 248.80 12 Air Filters 4584-231087 260.58	
	NAPA GENUINE PARTS COMPANY	\$ 509.38
ACH	UNIVAR USA INC RP5-14,650 Lbs Sodium Bisulfite LA560820 3,163.34 TP1-14,902 Lbs Sodium Bisulfite LA561994 3,217.88	
	UNIVAR USA INC	\$ 6,381.22
ACH	MCMaster-CARR SUPPLY CO	

Check	Payee / Description		Amount
	Plastic Pipe Fittings, Worm Drive Clamps	44239061	33.85
	SS Snap, SS Chain, Oval Threaded Link, SS U	44356548	272.53
	Impact Bit Socket Set	44463271	306.42
			- - - -
	MCMaster-CARR SUPPLY CO	\$	612.80
ACH	ALFA LAVAL INC		
	RP1-Airfare, Overtime Labor	277754258	1,377.08
	RP1-4 Day Labor Rate	277754261	7,200.00
			- - - -
	ALFA LAVAL INC	\$	8,577.08
ACH	PEST OPTIONS INC		
	July 2017 Weed Abatement Services	280926	3,074.31
			- - - -
	PEST OPTIONS INC	\$	3,074.31
ACH	OLIN CORP		
	TP1-4,860 Gals Sodium Hypochlorite	2374110	2,770.20
	RP4-2,002 Gals Sodium Hypochlorite	2372171	1,141.14
	TP1-4,918 Gals Sodium Hypochlorite	2372170	2,803.26
	CCWRP-4,992 Gals Sodium Hypochlorite	2371369	2,845.44
	TP1-4,908 Gals Sodium Hypochlorite	2371368	2,797.56
	RP5-4,932 Gals Sodium Hypochlorite	2370844	2,811.24
	TP1-4,970 Gals Sodium Hypochlorite	2374415	2,832.90
	TP1-4,672 Gals Sodium Hypochlorite	2374550	2,663.04
	TP1-4,750 Gals Sodium Hypochlorite	2374551	2,707.50
	RP5-4,974 Gals Sodium Hypochlorite	2372825	2,835.18
	RP4-1,980 Gals Sodium Hypochlorite	2375146	1,128.60
	RP5-4,924 Gals Sodium Hypochlorite	2368396	2,806.68
	CCWRP-4,944 Gals Sodium Hypochlorite	2368395	2,818.08
	RP4-4,974 Gals Sodium Hypochlorite	2372824	2,835.18
	CCWRP-4,982 Gals Sodium Hypochlorite	2374109	2,839.74
	TP1-4,896 Gals Sodium Hypochlorite	2370688	2,790.72
	RP4-1,494 Gals Sodium Hypochlorite	2370363	851.58
	CCWRP-4,880 Gals Sodium Hypochlorite	2362974	2,781.60
	RP4-2,007 Gals Sodium Hypochlorite	2372826	1,143.93
	TP1-4,960 Gals Sodium Hypochlorite	2370362	2,827.20
	CCWRP-4,938 Gals Sodium Hypochlorite	2370361	2,814.66
	TP1-4,958 Gals Sodium Hypochlorite	2373473	2,826.06
	TP1-4,922 Gals Sodium Hypochlorite	2369788	2,805.54
	RP4-2,004 Gals Sodium Hypochlorite	2369077	1,142.28
	RP4-1,986 Gals Sodium Hypochlorite	2374111	1,132.02
			- - - -
	OLIN CORP	\$	59,751.33
ACH	SIEMENS INDUSTRY INC		
	Ultrasonic Level Controller	5601823445	1,670.51
	Flow Meters	5601823446	4,621.51
			- - - -
	SIEMENS INDUSTRY INC	\$	6,292.02
ACH	TRIBOLOGIK CORPORATION		
	Oil Analysis	35320	30.00
	Oil Analysis	34582	90.00
	Oil Analysis	34581	90.00
	Oil Analysis	35318	30.00
	Oil Analysis	35317	90.00
	Oil Analysis	34580	330.00

Check	Payee / Description		Amount
	Oil Analysis	34579	540.00
	Oil Analysis	34034	90.00
	Oil Analysis	34035	60.00
	Oil Analysis	34578	330.00
			- - - - -
	TRIBOLOGIK CORPORATION	\$	1,680.00
ACH	JC LAW FIRM		
	4/17 IEUA vs Martin	00314	25.23
	7/17 IEUA vs Mwembu	00294	120.00
			- - - - -
	JC LAW FIRM	\$	145.23
ACH	US BANK - PAYMENT PLUS		
	101706 CALOLYMPIC SAFETY	2200084833	264.52
	107852 SEAL ANALYTICAL INC	2200084475	772.57
	100150 HARRINGTON INDUSTRIAL PLASTICS LL	2200084510	539.17
	105316 PLUMBERS DEPOT INC	2200084474	6,924.16
	104896 WESTERN WATER WORKS SUPPLY CO	2200084473	185.18
	101945 FLORENCE FILTER CORP	2200084511	685.39
	104896 WESTERN WATER WORKS SUPPLY CO	2200084512	1,540.83
	105316 PLUMBERS DEPOT INC	2200085025	1,098.85
	101706 CALOLYMPIC SAFETY	2200082991	189.32
	100150 HARRINGTON INDUSTRIAL PLASTICS LL	2200084718	2,867.21
	101945 FLORENCE FILTER CORP	2200084472	686.04
	100319 MISSION REPROGRAPHICS	2200084471	74.67
	105316 PLUMBERS DEPOT INC	2200084850	18,763.61
	100319 MISSION REPROGRAPHICS	2200084822	169.45
	105213 BAVCO	2200084270	211.35
	100150 HARRINGTON INDUSTRIAL PLASTICS LL	2200084816	2,291.62
	100163 J G TUCKER & SON INC	2200084818	937.43
	100150 HARRINGTON INDUSTRIAL PLASTICS LL	2200085023	2,081.09
			- - - - -
	US BANK - PAYMENT PLUS	\$	40,282.46
ACH	AMAZON BUSINESS		
	SanDisk Cruzer Glide 8GB	1CP4-1D4V-YPF	70.95
	Ingersoll Rand Oil Filter	1FWT-VH7K-W6C	135.64
	AA Batteries, Label Tape, Clear Tape	1GLT-L9LP-CXR	45.47
	Mechanical Pressre Switch, Vacuum Sensor	1CP4-1D4V-FDV	363.49
			- - - - -
	AMAZON BUSINESS	\$	615.55

Grand Total Payment Amount: \$ 2,022,264.77

## Attachment 4

Vendor Wires  
(excludes Payroll)



Check	Payee / Description	Amount
Wire	EMPLOYMENT DEVELOPMENT DEPARTM P/R 16 8/3/17 Taxes      HR      0058400      53,118.28 P/R 16 8/3/17 Taxes      HR      0058400      10,173.63 EMPLOYMENT DEVELOPMENT DEPARTM\$      63,291.91	
Wire	EMPLOYMENT DEVELOPMENT DEPARTM P/R DIR 08 8/11/17 Taxes      HR      0059100      373.60 EMPLOYMENT DEVELOPMENT DEPARTM\$      373.60	
Wire	PUBLIC EMPLOYEE'S RETIREMENT S P/R 16 8/3/17 Employee Deferred Comp      HR      0058400      24,040.64 PUBLIC EMPLOYEE'S RETIREMENT S\$      24,040.64	
Wire	INTERNAL REVENUE SERVICE P/R 16 8/3/17 Taxes      HR      0058400      319,667.67 INTERNAL REVENUE SERVICE \$      319,667.67	
Wire	INTERNAL REVENUE SERVICE P/R DIR 08 8/11/17 Taxes      HR      0059100      2,337.97 INTERNAL REVENUE SERVICE \$      2,337.97	
Wire	STATE DISBURSEMENT UNIT P/R 16 8/3/17      HR      0058400      1,145.06 P/R 16 8/3/17      HR      0058400      198.00 STATE DISBURSEMENT UNIT \$      1,343.06	
Wire	PUBLIC EMPLOYEES RETIREMENT SY P/R Off Cycle 6/12/17 Taxes      HR      0056300      554.69 PUBLIC EMPLOYEES RETIREMENT SY\$      554.69	
Wire	STATE BOARD OF EQUALIZATION 7/17 Sales Tax Deposit      23784561 7/17      10,050.00 STATE BOARD OF EQUALIZATION \$      10,050.00	
Wire	PUBLIC EMPLOYEES RETIREMENT SY P/R 16 8/03/17 PERS Adj-Incorrect Rate i      HR      0058400000      110,295.16 P/R 16 8/03/17 PERS      HR      0058400      283,181.56 PUBLIC EMPLOYEES RETIREMENT SY\$      172,886.40	
Wire	PUBLIC EMPLOYEES' RETIREMENT S 8/17 Health Ins-Board      15013889 8/17      5,414.96 8/17 Health Ins-Retirees, Employees      15013885 8/17      251,636.38 PUBLIC EMPLOYEES' RETIREMENT S\$      257,051.34	
Wire	CALPERS CALPERS Retirement Unfunded Liability FY 082117      4,500,000.00 CALPERS \$      4,500,000.00	

Check	Payee / Description		Amount
Wire	CALPERS GASB-68 Reports & Schedules	1000000150221	2,500.00
	CALPERS	\$	2,500.00
Wire	EMPLOYMENT DEVELOPMENT DEPARTM P/R 17 8/18 Taxes	HR 0059200	53,709.23
	P/R 17 8/18 Taxes	HR 0059200	10,005.96
	P/R 17 8/18 Taxes	P/R 17 8/18	87.36
	EMPLOYMENT DEVELOPMENT DEPARTM\$		63,802.55
Wire	INTERNAL REVENUE SERVICE P/R 17 8/18 Taxes	HR 0059200	320,042.91
	P/R 17 8/18 Taxes	P/R 17 8/18	775.26
	INTERNAL REVENUE SERVICE	\$	320,818.17
Wire	STATE DISBURSEMENT UNIT P/R 17 8/18	HR 0059200	1,145.06
	P/R 17 8/18	HR 0059200	198.00
	STATE DISBURSEMENT UNIT	\$	1,343.06
Wire	PUBLIC EMPLOYEE'S RETIREMENT S P/R 17 8/18 Deferred Comp Ded	HR 0059200	22,075.60
	PUBLIC EMPLOYEE'S RETIREMENT S\$		22,075.60
Wire	PUBLIC EMPLOYEES RETIREMENT SY P/R 17 8/18/17 PERS Adj-Incorrect Rate i	HR 0059200000	110,552.81
	P/R 17 8/18 PERS	HR 0059200	284,609.45
	P/R 17 8/18 PERS	P/R 17 8/18	749.77
	PUBLIC EMPLOYEES RETIREMENT SY\$		174,806.41
Wire	METROPOLITAN WATER DISTRICT June 2017 Water Purchase	9062	3,151,383.67
	METROPOLITAN WATER DISTRICT	\$	3,151,383.67

Grand Total Payment Amount: \$ 9,088,326.74



## Attachment 5

Payroll-Net Pay-Directors

# INLAND EMPIRE UTILITIES AGENCY

## RATIFICATION OF BOARD OF DIRECTORS

PAYROLL FOR AUGUST 11, 2017  
PRESENTED AT BOARD MEETING ON OCTOBER 18, 2017

DIRECTOR NAME	GROSS PAYROLL	NET PAYROLL
MICHAEL CAMACHO	\$4,156.54	\$1,579.67
STEVEN ELIE	\$3,783.22	\$958.49
JASMIN HALL	\$2,849.92	\$1,770.08
PAUL HOFER	\$0.00	\$0.00
KATHERINE PARKER	\$2,944.29	\$1,186.69
<b>TOTALS</b>	<b>\$13,733.97</b>	<b>\$5,494.93</b>

TOTAL EFTS PROCESSED	2
BEGINNING CHECK NO.	110006
ENDING CHECK NO.	110007
TOTAL CHECKS PROCESSED	2

**IEUA DIRECTOR PAYSHEET**

MICHAEL CAMACHO  
 EMPLOYEE NO. 1140  
 ACCOUNT NO. 10200 110100 100000 501010

**JULY 2017**

DATE	TYPE OF MEETING	ATTENDANCE	TOTAL COMPENSATION
07-05-17	Mtg. W/ B. Boccock re: non-ag storage & unincorporated areas in Fontana and Rancho Cucamonga.	Yes	\$247.50
07-06-17	IEUA Special Board Meeting	Yes (Telecon)	\$247.50
07-12-17	Engineering, Operations and Water Resources Committee	Yes	\$247.50
07-13-17	Bfst. Mtg. with CVWD O. Gonzalez re: Heritage Village/RW	Yes	\$247.50
07-19-17	IEUA Board Meeting	No	\$-0-
07-24-17	IEUA Facilities Tour w/Fontana Councilmember J. Amendarez	Yes	\$247.50
07-27-17	Bfst. Mtg. with CVWD O. Gonzalez re: Heritage Village/RW	Yes	\$247.50
<b>TOTAL REIMBURSEMENT</b> (Up to 10 days of service per month per Ordinance No. 105, including MWD meetings)			\$1,485.00
Total No. of Meetings Attended			7
Total No. of Meetings Paid			6

DIRECTOR  
SIGNATURE

Approved by:

\_\_\_\_\_  
 Steven J. Elie  
 President, Board of Directors

**DIRECTOR PAYSHEET FOR IEUA REPRESENTATIVE  
ON MWD BOARD**

MICHAEL CAMACHO  
EMPLOYEE NO. 1140  
ACCOUNT NO. 10700 110115 110000 511010

**JULY 2017**

DATE	TYPE OF MEETING	ATTENDANCE	TOTAL COMPENSATION
07-10-17	MWD Standing Committee	Yes	\$247.50
07-11-17	MWD Standing Committee Meetings and Board Meeting	Yes	\$247.50
07-25-17	MWD other Committee Meetings	Yes	\$247.50
07-26-17	MWD Real Property Committee review w/Lilly & Feedy fr. MWD	Yes	\$247.50
<b>TOTAL REIMBURSEMENT</b> (Up to 10 days of service per month per Ordinance No. 105, including MWD meetings)			\$990.00
Total No. of Meetings Attended			4
Total No. of Meetings Paid			4

DIRECTOR  
SIGNATURE

  
\_\_\_\_\_

Approved by:

  
\_\_\_\_\_  
Steven J. Elie  
President, Board of Directors



**DIRECTOR PAYSHEET FOR IEUA REPRESENTATIVE  
ON REGIONAL POLICY COMMITTEE (ALTERNATE)**

MICHAEL CAMACHO  
EMPLOYEE NO. 1140  
ACCOUNT NO. 10900 110100 500000 501215

**JULY 2017**

DATE	TYPE OF MEETING	ATTENDANCE	TOTAL COMPENSATION
07-27-17	Regional Policy Committee Meeting.	No	\$-0-
<b>TOTAL REIMBURSEMENT</b>			
Up to 10 days of service per month per Ordinance No. 105 (total amount of \$247.50, should reflect on timesheet)			\$-0-
Total No. of Meetings Attended			0
Total No. of Meetings Paid			0

**DIRECTOR  
SIGNATURE**

  
\_\_\_\_\_

**Approved by:**

  
\_\_\_\_\_

Steven J. Elie  
President, Board of Directors

**DIRECTOR PAYSHEET FOR IEUA REPRESENTATIVE  
ON CHINO DESALTER AUTHORITY (ALTERNATE)**

STEVEN J. ELIE  
EMPLOYEE NO. 1175  
ACCOUNT NO. 10200 110100 100000 501010

**JULY 2017**

DATE	TYPE OF MEETING	ATTENDANCE	TOTAL COMPENSATION
07-6-17	CDA Board Meeting	No	\$-0-
<b>TOTAL REIMBURSEMENT</b>			\$-0-
Up to 10 days of service per month per Ordinance No. 105 (i.e., \$75.00 – difference between CDA (\$150.00 And Agency meetings \$247.50), including Agency meetings			
Total No. of CDA Meetings Attended			0
Total No. of CDA Meetings Paid			0

DIRECTOR  
SIGNATURE \_\_\_\_\_

Approved by: Jasmin A. Hall  
Jasmin Hall  
Secretary/Treasurer

**DIRECTOR PAYSHEET FOR IEUA  
ON WATERMASTER BOARD**

STEVEN J. ELIE  
EMPLOYEE NO. 1175  
ACCOUNT NO. 10200 110100 100000 501010

**JULY 2017**

<b>DATE</b>	<b>TYPE OF MEETING</b>	<b>ATTENDANCE</b>	<b>TOTAL COMPENSATION</b>
07-24-17	CBWM Special Board Meeting (Telecon)	Yes*	\$-0-
07-27-17	CBWM Board Meeting	Yes*	\$-0-
<b>TOTAL REIMBURSEMENT</b>			<b>\$-0-</b>
Up to 10 days of service per month per Ordinance No. 105 (i.e., \$122.50 – difference between Watermaster \$125.00 and Agency meetings \$247.50), including District meetings			
Total No. of Watermaster Meetings Attended			2
Total No. of Watermaster Meetings Paid			0

\*Decline IEUA portion

DIRECTOR  
SIGNATURE \_\_\_\_\_

Approved by: Jasmin Hall  
Jasmin Hall  
Secretary/Treasurer

**IEUA DIRECTOR PAYSHEET**


STEVEN J. ELIE  
 EMPLOYEE NO. 1175  
 ACCOUNT NO. 10200 110100 100000 501010

**JULY 2017**

DATE	TYPE OF MEETING	ATTENDANCE	TOTAL COMPENSATION
07-06-17	IEUA Special Board Meeting	Yes	\$247.50
07-18-17	Ribbon Cutting Ceremony for Pinehurst Park in Chino Hills	Yes	\$247.50
07-19-17	Lab Building Topping Off Ceremony	Yes (same day)	\$-0-
07-19-17	IEUA Board Meeting	Yes	\$247.50
07-21-17	IEUA Facility Tour w/Assembly Member E. Reyes & IEUA staff	Yes	\$247.50
07-25-17	Upper Watershed Lunch Meeting w/Presidents & GMs	Yes	\$247.50
07-28-17	Interview meeting with Professor William Blomquist, re Chino Basin management	Yes (same day)	\$-0-
07/28/17	SCWC Quarterly Meeting	Yes	\$247.50
07-31-17	Retirement Celebration for Eunice Ulloa	Yes	\$247.50
<b>TOTAL REIMBURSEMENT</b> (Up to 10 days of service per month per Ordinance No. 105)			\$1,732.50
Total No. of Meetings Attended			9
Total No. of Meetings Paid			7

DIRECTOR  
SIGNATURE

Approved by:

  
 \_\_\_\_\_  
 Jasmin Hall  
 Secretary/Treasurer




**IEUA DIRECTOR PAYSHEET**

JASMIN A. HALL  
 EMPLOYEE NO. 1256  
 ACCOUNT NO. 10200 110100 100000 501010


**JULY 2017**

DATE	TYPE OF MEETING	ATTENDANCE	TOTAL COMPENSATION
07-06-17	IEUA Special Board Meeting	Yes (same day)	\$-0-
07-11-17	Meeting w/C Young, West Valley Water, Duncan Canyon	Yes	\$247.50
07-12-17	Finance & Administration Committee	Yes	\$247.50
07-17-17	CASA Board Meeting (Telecon)	Yes	\$247.50
07-17-17	ASBCD Dinner meeting	Yes (same day)	\$-0-
07-19-17	Lab Building Topping Off Ceremony	Yes (same day)	\$-0-
07-19-17	IEUA Board Meeting	Yes	\$247.50
07-19-17	IEUA Employee Appreciation Picnic & STAR Awards	Yes (same day)	\$-0-
07-21-17	Facility Tour w/ Assembly Member E. Reyes	Yes	\$247.50
7-22-17	Assembly Member F. Rodriguez Community BBQ	Yes	\$247.50
7-22-17	First Annual 30/30, Assembly Member E. Reyes	Yes (same day)	\$-0-
7-24-17	Facility Tour w/Council Member J. Amendarez	Yes	\$247.50
<b>TOTAL REIMBURSEMENT</b> (Up to 10 days of service per month per Ordinance No. 105)			\$1,732.50
Total No. of Meetings Attended			12
Total No. of Meetings Paid			7

DIRECTOR  
SIGNATURE

  
\_\_\_\_\_

Approved by:

  
\_\_\_\_\_

Steven J. Elie, President, Board of Directors


**DIRECTOR PAYSHEET FOR IEUA  
ON SAWPA COMMISSION**

JASMIN A. HALL  
EMPLOYEE NO. 1256  
ACCOUNT NO. 10500 110100 165000 501010

**JULY 2017**

<b>DATE</b>	<b>TYPE OF MEETING</b>	<b>ATTENDANCE</b>	<b>TOTAL COMPENSATION</b>
07-04-17	SAWPA Commission Workshop	Cancelled	\$-0-
07-07-17	Meeting w/R. Haller re: SAWPA business	Yes	\$47.50
07-18-17	SAWPA Reg. Commission Meeting	Yes	\$47.50
07-20-17	Meeting w/SAWPA Senior Watershed Manager	Yes (10 mtg. max.)	\$-0-
<b>TOTAL REIMBURSEMENT</b>			\$95.00
Up to 10 days of service per month per Ordinance No. 105 (i.e., \$47.50 -- difference between SAWPA (\$200.00 (eff. 5/01/17) and Agency meetings \$247.50), including Agency meetings			
Total No. of SAWPA Meetings Attended			3
Total No. of SAWPA Meetings Paid			2

DIRECTOR SIGNATURE 


Approved by:   
Steven J. Elie  
President, Board of Directors


**DIRECTOR PAYSHEET FOR IEUA REPRESENTATIVE  
ON CHINO DESALTER AUTHORITY**

JASMIN A. HALL  
 EMPLOYEE NO. 1256  
 ACCOUNT NO. 10200 110100 100000 501010

**JULY 2017**

DATE	TYPE OF MEETING	ATTENDANCE	TOTAL COMPENSATION
07-06-17	CDA Board Meeting	Yes	\$247.50
06-08-17	CDA Board Meeting (payment from CDA)	Yes	\$150.00
<b>TOTAL REIMBURSEMENT</b>			\$397.50
Up to 10 days of service per month per Ordinance No. 105 (\$247.50 excludes alternate) including Agency meetings			
Total No. of CDA Meetings Attended			1 + 1 (June mtg.)
Total No. of CDA Meetings Paid			1 + 1 (June mtg.)

DIRECTOR SIGNATURE 

Approved by:   
 Steven J. Elie  
 President, Board of Directors

\*Chino Desalter Authority will pay \$150.00 per meeting directly to the Agency.


**IEUA DIRECTOR PAYSHEET**

PAUL HOFER  
EMPLOYEE NO. 1349  
ACCOUNT NO. 10200 110100 100000 501010

**JULY 2017**

<b>DATE</b>	<b>TYPE OF MEETING</b>	<b>ATTENDANCE</b>	<b>TOTAL COMPENSATION</b>
07-06-17	IEUA Special Board Meeting	Yes	\$-0-
07-12-17	Finance & Administration Committee Meeting	Yes	\$-0-
07-19-17	IEUA Board Meeting	Yes	\$-0-
<b>TOTAL REIMBURSEMENT</b> (Up to 10 days of service per month per Ordinance No. 83)			\$-0-
Total No. of Meetings Attended			3
Total No. of Meetings Paid			0

DIRECTOR  
SIGNATURE



Approved by:

  
Steven J. Elie  
President, Board of Directors

Director Hofer has waived all stipend payments.

**DIRECTOR PAYSHEET FOR IEUA REPRESENTATIVE  
ON REGIONAL POLICY COMMITTEE**

KATI PARKER  
EMPLOYEE NO. 1362  
ACCOUNT NO. 10900 110100 500000 501215


**JULY 2017**

DATE	TYPE OF MEETING	ATTENDANCE	TOTAL COMPENSATION
07-27-17	Regional Policy Committee Meeting	Yes	\$247.50
<b>TOTAL REIMBURSEMENT</b>			
Up to 10 days of service per month per Ordinance No. 105 (total amount of \$247.50, should reflect on timesheet)			\$247.50
Total No. of Meetings Attended			1
Total No. of Meetings Paid			1

**DIRECTOR  
SIGNATURE**

*April Woodhoff for  
Director Parker*

**Approved by:**

  
\_\_\_\_\_  
Steven J. Elie  
President, Board of Directors



**IEUA DIRECTOR PAYSHEET**

KATI PARKER  
 EMPLOYEE NO. 1362  
 ACCOUNT NO. 10200 1100100 100000 501010

**JULY 2017**

DATE	TYPE OF MEETING	ATTENDANCE	TOTAL COMPENSATION
07-06-17	IEUA Special Board Meeting	Yes	\$247.50
07-12-17	Skype Training with staff (W.To)	Yes (staff)	\$-0-
07-12-17	Engineering, Operations & Water Resources Committee	Yes	\$247.50
07-19-17	Lab Building Topping Off Ceremony	Yes (same day)	\$-0-
07-19-17	IEUA Board Meeting	Yes	\$247.50
07-19-17	IEUA Employee Appreciation Picnic & STAR Awards	Yes	\$-0-
07-31-17	Retirement Celebration for Eunice Ulloa	Yes	\$247.50
<b>TOTAL REIMBURSEMENT</b>			\$990.00
Up to 10 days of service per month per Ordinance No. 105 (i.e., \$47.50 – difference between SAWPA (\$200.00 (eff. 5/01/17) and Agency meetings \$247.50), including Agency meetings			
Total No. of Meetings Attended			7
Total No. of Meetings Paid			4

DIRECTOR SIGNATURE *Deborah Woodruff for Director Parker*

Approved by: *[Signature]*  
 Steven J. Elie  
 President, Board of Directors

DIRECTOR PAYSHEET FOR IEUA  
ON SAWPA COMMISSION (ALTERNATE)

KATI PARKER  
EMPLOYEE NO. 1362  
ACCOUNT NO. 10500 110100 165000 501010

**JULY 2017**

DATE	TYPE OF MEETING	ATTENDANCE	TOTAL COMPENSATION
07-04-17	SAWPA Commission Workshop	Cancelled	\$-0-
07-18-17	SAWPA Regular Commission Meeting	Yes	\$47.50
07-31-17	SAWPA Special Meeting	Yes (same day)	\$-0-
<b>TOTAL REIMBURSEMENT</b>			\$47.50
Up to 10 days of service per month per Ordinance No. 105 (i.e., \$47.50 – difference between SAWPA (\$200.00 (eff. 5/01/17) and Agency meetings \$247.50), including Agency meetings			
Total No. of SAWPA Meetings Attended			2
Total No. of SAWPA Meetings Paid			1

DIRECTOR SIGNATURE *Aguel Woodruff for Director Parker*

Approved by: *[Signature]*  
Steven J. Elie  
President, Board of Directors

DIRECTOR PAYSHEET FOR IEUA REPRESENTATIVE  
ON WATERMASTER BOARD (ALTERNATE).

KATI PARKER  
EMPLOYEE NO. 1362  
ACCOUNT NO. 10200 110100 100000 501010

**JULY 2017**

DATE	TYPE OF MEETING	ATTENDANCE	TOTAL COMPENSATION
07-27-17	CBWM Board Meeting (Alt.)	Yes (same day)	\$-0-
<b>TOTAL REIMBURSEMENT</b>			\$-0-
Up to 10 days of service per month per Ordinance No. 105 (i.e., \$97.50 – difference between Watermaster \$125.00 and Agency meetings \$247.50), including Agency meetings			
Total No. of Watermaster Meetings Attended			1
Total No. of Watermaster Meetings Paid			0

DIRECTOR *April Waddy*  
SIGNATURE *Director Parker*

Approved by: *[Signature]*  
Steven J. Elie  
President, Board of Directors

\* Chino Basin Watermaster does not compensate an alternate Director unless the alternate Director is attending on behalf of an absent primary Director. In accordance to Ordinance No. 98, Section 1, (i) Attendance at any meeting provided for under Sections 1.b, c, e, and f, shall also include payment to both the primary representative and the alternate representative to said body if they both attend said meeting.

# Attachment 6

Payroll-Net Pay-Employees

ber	PP 16 Checks	PP 16 EFTs	PP 17 Checks	PP 17 EFTs	August
	\$0.00	\$716,694.96	\$0.00	\$718,750.30	\$1,435,445.26



# INLAND EMPIRE UTILITIES AGENCY

PAYROLL FOR AUGUST 4, 2017

PRESENTED AT BOARD MEETING ON OCTOBER 18, 2017

GROSS PAYROLL COSTS	\$1,311,550.42
DEDUCTIONS	(\$594,855.46)
NET PAYROLL	\$716,694.96 =====
CHECKS USED	
TOTAL CHECKS PROCESSED	0
PAYROLL DIRECT DEPOSIT PROCESSED	367
TOTAL PAYROLL PROCESSED	\$367

# INLAND EMPIRE UTILITIES AGENCY

PAYROLL FOR AUGUST 18, 2017

PRESENTED AT BOARD MEETING ON OCTOBER 18, 2017

GROSS PAYROLL COSTS	\$1,311,038.89
DEDUCTIONS	(\$592,288.59)
NET PAYROLL	\$718,750.30 =====
CHECKS USED	
TOTAL CHECKS PROCESSED	0
PAYROLL DIRECT DEPOSIT PROCESSED	364
TOTAL PAYROLL PROCESSED	\$364

**ACTION  
ITEM**

**2A**

---

**Date:** October 18, 2017

**To:** The Honorable Board of Directors

**From:** P. Joseph Grindstaff, General Manager

**Committee:** Engineering, Operations & Water Resources

10/11/17

Finance & Administration

10/11/17

**Executive Contact:** Chris Berch, Executive Manager of Engineering/AGM

**Subject:** RP-1 Headworks Upgrades Project Construction Contract Award

---

**Executive Summary:**

In 2009 and 2015, IEUA retained consultants to assess the condition of the Regional Water Recycling Plant No.1's (RP-1) headworks grit removal process and encompassing concrete conveyance structures. The condition assessment reports identified numerous deficiencies and substantial corrosion of the concrete structures. The deficiencies have led to poor process performance, additional maintenance, reduction of process reliability, and safety concerns of the structural integrity of the covers. Due to the severity of the headworks condition, a project was created to rehabilitate the headworks area to improve the reliability, performance, and safety of the grit removal system and the concrete structures.

On September 7, 2017, IEUA received four pre-qualified contractor bids. Myers & Sons Construction LP was the lowest responsive bidder, with a bid price of \$5,690,000. The construction contract was unanimously recommended for IEUA Board approval by the Regional Technical and Policy Committees.

The staff requests the existing contract with RMC be amended by \$510,558 to include engineering services during construction, increasing the contract from \$832,939 to \$1,343,497.

---

**Staff's Recommendation:**

1. Award a construction contract for the RP-1 Headworks, Primary, and Secondary Upgrades, Project No. EN14019, to Myers & Sons Construction LP in the amount of \$5,690,000;
2. Approve a contract amendment to RMC Water and Environment for engineering services during construction for the not-to-exceed amount of \$510,558; and
3. Authorize the General Manager to execute the contract and contract amendment.

---

**Budget Impact** *Budgeted (Y/N): Y Amendment (Y/N): N Amount for Requested Approval:*

*Account/Project Name:*

EN14019/RP-1 Headworks, Primary and Secondary Upgrades

*Fiscal Impact (explain if not budgeted):*

N/A

---

**Prior Board Action:**

On January 18, 2017, the Board of Directors approved a contract amendment for additional engineering services for the RP-1 Headworks, Primary, and Secondary Upgrades to RMC for the not-to-exceed amount of \$68,204.

On January 20, 2016, the Board of Directors approved a contract for the RP-1 Headworks, Primary, and Secondary Upgrades to RMC for the not-to-exceed amount of \$723,151.

---

**Environmental Determination:**

Categorical Exemption

CEQA identifies certain categories of projects as exempt from more detailed environmental review because these categories have been deemed to have no potential for significant impact on the environment. This project qualifies for a Categorical Exemption Class 1 as defined in Section 15301(b) of the State CEQA Guidelines.

---

**Business Goal:**

The RP-1 Headworks, Primary and Secondary Upgrades Project is consistent with IEUA's Business Goal of Wastewater Management specifically the Asset Management objective that IEUA will ensure the treatment facilities are well maintained, upgraded to meet evolving requirements, sustainably managed, and can accommodate changes in regional water use.

---

**Attachments:**

Attachment 1 - Background

Attachment 2 - PowerPoint

Attachment 3 - Construction Contract

Attachment 4 - Consultant Engineering Amendment



## Background

---

Subject: RP-1 Headworks Upgrades Project Construction Contract Award

---

In 2009 and 2015, IEUA retained consultants to assess the condition of the Regional Water Recycling Plant No.1's (RP-1) headworks grit removal process and encompassing concrete conveyance structures. Based on the condition assessment reports, numerous deficiencies were identified, which included inoperable and leaking gates, air distribution pipeline corrosion and failure, and substantial corrosion of the concrete structures. These deficiencies have led to poor process performance, additional maintenance, reduction of process reliability, and safety concerns of the structural integrity of the covers. Due to the severity of the headworks condition, a project was created to rehabilitate the headworks area to improve the reliability, performance, and safety of the grit removal system and the concrete structures.

On January 20, 2016, IEUA retained RMC Water and Environment for engineering and design services for the Headworks, Primary, and Secondary Upgrades Project. A project to completely rehabilitate the headworks system is planned for 2030.

On January 24, 2017, IEUA pre-qualified six general contractors to bid on the project. On July 25, 2017, a request for bids was advertised to the six pre-qualified contractors through PlanetBids. On September 7, 2017, the following four bids were received:

<b>Bidder's Name</b>	<b>Total Price</b>
Myers & Sons Construction LP	\$ 5,690,000
PCL Construction, Inc.	\$ 6,136,731
SCW Contracting Corporation	\$ 6,578,289
J.F. Shea Construction, Inc.	\$ 8,719,950
<b>Engineer's Estimate</b>	<b>\$ 6,175,000</b>

Myers & Sons Construction LP was the lowest responsive and responsible bidder with a bid price of \$5,690,000. Myers & Sons was pre-qualified by IEUA by presenting the required experience on performing similar projects with other utilities and cities and showing good workmanship and responsiveness.

In addition to the construction contract award, staff requests that the existing contract with RMC be amended by \$510,558 to include engineering services during construction, increasing the contract from \$832,939 to \$1,343,497.

The following table is the anticipated project cost:

<b>Description</b>	<b>Estimated Cost</b>
<b>Design Services</b>	<b>\$1,062,755</b>
Design Contract (actual cost)	\$832,939
IEUA Design Services (actual cost)	\$229,816
<b>Construction Services</b>	<b>\$795,058</b>
Engineering Services During Construction (this action)	\$510,558
IEUA Construction Services (5%)	\$284,500
<b>Construction</b>	<b>\$6,259,000</b>
Construction Contract (this action)	\$5,690,000
Contingency (~10%)	\$569,000
<b>Total Project Cost:</b>	<b>\$8,116,813</b>
<b>Total Project Budget:</b>	<b>\$10,350,000</b>
<b>Remaining Budget:</b>	<b>\$2,233,187</b>

The following is the project schedule:

<b>Project Milestone</b>	<b>Date</b>
• Construction Contract Award	October 2017
• Construction Completion	January 2019

Fiscal Impact:

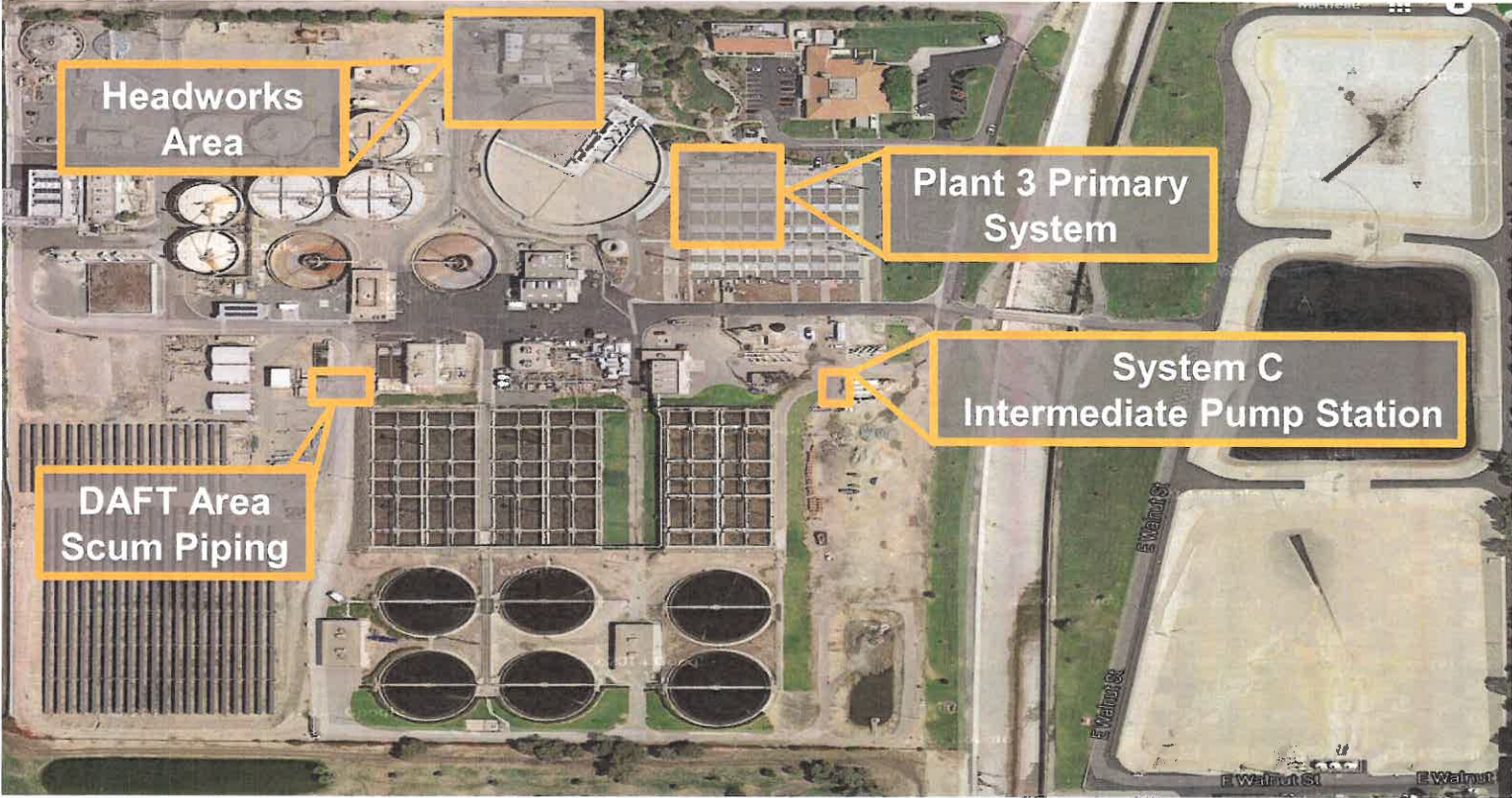
If approved, the combined amount of the construction contract award and the engineering services contract amendment for the Headworks, Primary, and Secondary Upgrades, Project No. EN14019, for the not-to-exceed amount of \$6,200,558, will be within the combined total project budget of \$10,350,000 in the Regional Wastewater Capital (RC) Fund. Staff anticipates amount of \$3,205,822 will be spent on the project this FY2017/18, with the remaining contract value to be spent in FY 2018/19.

# RP-1 Headworks Upgrades Project Construction Contract Award Project No. EN14019





# Project Location



# Project Background

- Headworks Screen and Grit Removal System
  - Condition assessments in 2009 and 2015
  - Structural concrete degradation
  - Safety concerns
  - Process performance and reliability
  - Leaking and inoperable gates
- Plant 3 Primaries and Scum System
  - Scum pump undersized and without redundancy
  - Obsolete control and electrical panels
- Secondary System C Intermediate Pump Station
  - Flow meter lacks bypass piping



2015 Headworks Bypass



Existing Scum System



# Project Scope

- Headworks
  - Structural concrete rehabilitation
  - Grit removal system rehabilitation
  - Isolation gate replacement
- Plant 3 Primaries and Scum System
  - Scum pump station upgrades
  - Control and electrical panels upgrades
  - Concrete rehabilitation
- Secondary System C Intermediate Pump Station
  - System C flow meter piping upgrades



Obsolete Electrical Components



Corroded Concrete Deck

# Contractor Selection

Four bids were received on September 7, 2017:

## Proposals Received

Bidder's Name	Total
Myers & Sons Construction LP	\$ 5,690,000
PCL Construction, Inc.	\$ 6,136,731
SCW Contracting Corporation	\$ 6,578,289
J.F. Shea Construction, Inc.	\$ 8,719,950
<b>Engineer's Estimate</b>	<b>\$ 6,175,000</b>

# Project Budget and Schedule

Description	Estimated Cost	Project Milestone	Date
<b>Design Services</b>	<b>\$1,062,755</b>	Construction Contract Award	October 2017
Design Contract (actual cost)	\$832,939	Construction Completion	January 2019
IEUA Design Services (actual cost)	\$229,816		
<b>Construction Services</b>	<b>\$795,058</b>		
Engineering Services During Construction	\$510,558		
IEUA Construction Services (5%)	\$284,500		
<b>Construction</b>	<b>\$6,259,000</b>		
Construction Contract (this action)	\$5,690,000		
Contingency (10%)	\$569,000		
<b>Total Project Cost:</b>	<b>\$8,116,813</b>		
<b>Total Project Budget:</b>	<b>\$10,350,000</b>		
<b>Remaining Budget:</b>	<b>\$2,233,187</b>		

# Recommendation

- Award a construction contract for the RP-1 Headworks, Primary and Secondary Upgrades Project No. EN14019, to Myers & Sons Construction LP in the amount of \$5,690,000;
- Approve a contract amendment to RMC Water and Environment for engineering services during construction for the not-to-exceed amount of \$510,558; and
- Authorize the General Manager to execute the contract and contract amendment.

The RP-1 Headworks, Primary and Secondary Upgrades Project is consistent with **IEUA's Business Goal of Wastewater Management**, specifically the Asset Management objective that IEUA will ensure the treatment facilities are well maintained, upgraded to meet evolving requirements, sustainably managed, and can accommodate changes in regional water use.

## **CONTRACT**

THIS CONTRACT, made and entered into this \_\_\_\_ day of October, 2017, by and between Myers and Sons Construction, LP, hereinafter referred to as "Contractor," and The Inland Empire Utilities Agency, a Municipal Water District, located in San Bernardino County, California, hereinafter referred to as "Agency".

### **WITNESSETH:**

That for and in consideration of the promises and agreements hereinafter made and exchanged, the Agency and the Contractor agree as follows:

1. Contractor agrees to perform and complete in a workmanlike manner, all work required under the bidding schedule of said Agency's specifications entitled SPECIFICATIONS FOR THE CONSTRUCTION OF THE RP-1 HEADWORKS, PRIMARY AND SECONDARY UPGRADES, PROJECT NO. EN14019, in accordance with the specifications and drawings, and to furnish at their own expense, all labor, materials, equipment, tools, and services necessary, except such materials, equipment, and services as may be stipulated in said specifications to be furnished by said Agency, and to do everything required by this Contract and the said specifications and drawings.
2. For furnishing all said labor, materials, equipment, tools, and services, furnishing and removing all plant, temporary structures, tools and equipment, and doing everything required by this Contract and said specifications and drawings; also for all loss and damage arising out of the nature of the work aforesaid, or from the action of the elements, or from any unforeseen difficulties which may arise during the prosecution of the work until its acceptance by said Agency, and for all risks of every description connected with the work; also for all expenses resulting from the suspension or discontinuance of work, except as in the said specifications are expressly stipulated to be borne by said Agency; and for completing the work in accordance with the requirements of said specifications and drawings, said Agency will pay and said Contractor shall receive, in full compensation therefore, the price(s) set forth in this Contract.
3. That the Agency will pay the Contractor progress payments and the final payment, in accordance with the provisions of the contract documents, with warrants drawn on the appropriate fund or funds as required, at the prices bid in the Bidding and Contract Requirements, Section C - Bid Forms and accepted by the Agency, and set forth in this below.



Total Bid Price \$ Five Million, Six Hundred Ninety Thousand Dollars  
and Zero Cents.

If this is not a lump sum bid and the contract price is dependent upon the quantities constructed, the Agency will pay and said Contractor shall receive, in full compensation for the work the prices named in the Bidding and Contract Requirements, Section C - Bid Forms.

4. The Agency hereby employs the Contractor to perform the work according to the terms of this Contract for the above-mentioned price(s), and agrees to pay the same at the time, in the manner, and upon the conditions stipulated in the said specifications; and the said parties for themselves, their heirs, executors, administrators, successors, and assigns, do hereby agree to the full performance of the covenants herein contained.
5. The Notice Inviting Bids, Instructions to Bidders, Bid Forms, Information Required of Bidder, Performance Bond, Payment Bond, Contractors License Declaration, Specifications, Drawings, all General Conditions and all Special Conditions, and all addenda issued by the Agency with respect to the foregoing prior to the opening of bids, are hereby incorporated in and made part of this Contract, as if fully set forth.
6. The Contractor agrees to commence work under this Contract on or before the date to be specified in a written "Notice To Proceed" and to complete said work to the satisfaction of the Agency within four hundred and ten (410) calendar days after award of the Contract. All work shall be completed before final payment is made.
6. Time is of the essence on this Contract.
7. Contractor agrees that in case the work is not completed before or upon the expiration of the contract time, damage will be sustained by the Agency, and that it is and will be impracticable to determine the actual damage which the Agency will sustain in the event and by reason of such delay, and it is therefore agreed that the Contractor shall pay to the Agency the amount of three thousand (\$3,000) dollars for each day of delay, which shall be the period between the expiration of the contract time and the date of final acceptance by the Agency, as liquidated damages and not as a penalty.
8. All work shall be completed before final payment is made. It is further agreed that the amount stipulated for liquidated damages per day of delay is a reasonable estimate of the damages that would be sustained by the Agency, and the Contractor agrees to pay such liquidated damages as herein provided. In case the liquidated damages are not paid, the Contractor agrees that the Agency may deduct the amount thereof from any money due or that may become due to the Contractor by progress payments or otherwise under the Contract, or if said amount is not sufficient, recover the total amount per Item No. 7 of this Contract.

9. In addition to the liquidated damages, which may be imposed if the Contractor fails to complete the work within the time agreed upon, the Agency may also deduct from any sums due or to become due to the Contractor, penalties and fines for violations of applicable local, state, and federal law.
10. That the Contractor will pay, and will require subcontractors to pay, employees on the work a salary or wage at least equal to the prevailing salary or wage established for such work as set forth in the wage determinations and wage standards applicable to this work, contained in or referenced in the contract documents.
11. That, in accordance with Section 1775 of the California Labor Code, Contractor shall forfeit to the Agency, as a penalty, not more than Fifty (\$50.00) Dollars for each day, or portion thereof, for each worker paid, either by the Contractor or any subcontractor, less than the prevailing rates as determined by the Director of the California Department of Industrial Relations for the work.
12. That, except as provided in Section 1815 of the California Labor Code, in the performance of the work not more than eight (8) hours shall constitute a day's work, and not more than forty (40) hours shall constitute a week's work; that the Contractor shall not require more than eight (8) hours of labor in a day nor more than forty hours of labor in a week from any person employed by the Contractor or any subcontractor; that the Contractor shall conform to Division 2, Part 7, Chapter 1, Article 3 (Section 1810, et seq.) of the California Labor Code; and that the Contractor shall forfeit to the Agency, as a penalty, the sum of Twenty-Five (\$25.00) Dollars for each worker employed in the execution of the work by Contractor or any subcontractor for each day during which any worker is required or permitted to labor more than eight (8) hours in violation of said Article 3.
13. That the Contractor shall carry Workers' Compensation Insurance and require all subcontractors to carry Workers' Compensation Insurance as required by the California Labor Code.
14. That the Contractor shall have furnished, prior to execution of the Contract, two bonds approved by the Agency, one in the amount of one hundred (100) percent of the contract price, to guarantee the faithful performance of the work, and one in the amount of one hundred (100) percent of the contract price to guarantee payment of all claims for labor and materials furnished.

15. The Contractor hereby agrees to protect, defend, indemnify and hold the Agency and its employees, agents, officers, directors, servants and volunteers free and harmless from any and all liability, claims, judgments, costs and demands, including demands arising from injuries or death of persons (including employees of the Agency and the Contractor) and damage to property, arising directly or indirectly out of the obligation herein undertaken or out of the operations conducted by the Contractor, its employees agents, representatives or subcontractors under or in connection with this Contract to the extent permitted by law.

The Contractor further agrees to investigate, handle, respond to, provide defense for and defend any such claims, demands or suit at the sole expense of the Contractor.

IN WITNESS WHEREOF, The Contractor and the General Manager of Inland Empire Utilities Agency\*, thereunto duly authorized, have caused the names of said parties to be affixed hereto, each in duplicate, the day and year first above written.

Inland Empire Utilities Agency,\*  
San Bernardino County, California.

Contractor

By \_\_\_\_\_  
General Manager

By \_\_\_\_\_  
Title

\*Municipal Water District

Bond Number \_\_\_\_\_

**PERFORMANCE BOND**

KNOW ALL MEN BY THESE PRESENTS, THAT, WHEREAS, the Inland Empire Utilities Agency, a Municipal Water District, hereinafter designated as the "Agency," has, on October 18, 2017, awarded to Myers and Sons Construction, LP, hereinafter designated as the "Principal," the Contract for the construction of:

RP-1 Headworks, Primary and Secondary Upgrades, Project No. EN14019

WHEREAS, said Principal is required under the terms of said Contract to furnish a bond for the faithful performance of said Contract:

NOW, THEREFORE, WE, the Principal, and \_\_\_\_\_, as Surety, are held and firmly bound unto the Agency the penal sum of \_\_\_\_\_ dollars(\$ \_\_\_\_\_) lawful money of the United States, for the payment of which sum will and truly be made, we bind ourselves, our heirs, executors, administrators, and successors, jointly and severally, firmly by these presents.

THE CONDITION OF THIS OBLIGATION IS SUCH, that if the above bounden Principal, or its heirs, executors, administrators, successors, or assigns, shall in all things stand to and abide by, and will and truly keep and faithfully perform the covenants, conditions, and agreements in the said Contract and any alterations made as therein provided, on its or their part, to be kept and performed at the time and in the manner therein specified, and in all respects according to their true intent and meaning, and shall indemnify and save harmless, Agency and engineer, their officers, agents, and employees as therein stipulated, then this obligation shall become null and void; otherwise it shall be and remain in full force and virtue and Principal and Surety, in the event suit is brought on this bond, will pay to Agency such reasonable attorney's fees as shall be fixed by the court.

As a condition precedent to the satisfactory completion of the said Contract, the above obligation in the said amount shall hold good for a period of one (1) year after the completion and acceptance of said Contract, during which time if the above bounden Principal, its heirs, executors, administrators, successors, or assigns shall fail to make full, complete, and satisfactory repair and replacements or totally protect said Agency from loss or damage made evident during said period of one year from the date of acceptance of the work under said Contract, and resulting from or caused by defective materials or faulty workmanship in the execution of the work done, the above obligation in the said amount shall remain in full force and effect. However, anything in this paragraph to the contrary notwithstanding, the obligation of the Surety hereunder shall continue so long as any obligation of the Principal remains.

Bond Number \_\_\_\_\_

**SECOND PAGE OF PERFORMANCE BOND**

Said Surety, for value received, hereby stipulates and agrees that no change, extension of time, alteration, or addition to the terms of the Contract or to the work to be performed there under or the specifications accompanying the same shall, in any way, affect its obligations on this bond, and it does hereby waive notice of any such change, extension of time, alteration, or addition to the terms of the Contract or to the work or to the specifications. Said Surety hereby waives the provisions of Sections 2819 and 2845 of the Civil Code of the State of California.

As a part of the obligation secured hereby and in addition to the amount specified therefore, there shall be included costs and reasonable expenses and fees, including reasonable attorney's fees, incurred by Agency in successfully enforcing such obligation, all to be taxed as costs and included in any judgment rendered.

IN WITNESS WHEREOF, the above bounden parties have executed this instrument under their seals, this \_\_\_\_\_ day of \_\_\_\_\_, 20\_\_, the name and corporate seal of each corporate party being hereto affixed and these presents duly signed by its undersigned representative, pursuant to authority of its governing body.

\_\_\_\_\_  
Principal (print name)

\_\_\_\_\_  
Signature for Principal

(Corporate Seal)



Bond Number \_\_\_\_\_

**THIRD PAGE OF PERFORMANCE BOND**

\_\_\_\_\_  
Surety (print name)

\_\_\_\_\_  
Signature for Surety

(Surety Seal)

Surety address  
  
\_\_\_\_\_  
  
\_\_\_\_\_  
  
\_\_\_\_\_

**ATTACH POWER-OF-ATTORNEY AND NOTARIAL ACKNOWLEDGEMENT OF SURETY BELOW**

Bond Number \_\_\_\_\_

**PAYMENT BOND**

KNOW ALL MEN BY THESE PRESENTS, THAT, WHEREAS, the Inland Empire Utilities Agency, hereinafter designated as the "Agency", has, on October 18, 2017, awarded to Myers and Sons Construction, LP, hereinafter designated as the "Principal," a Contract for the construction of:

RP-1 Headworks, Primary and Secondary Upgrades, Project No. EN14019

WHEREAS, said Principal is required under the terms of said Contract to furnish a payment bond providing that if said Principal, or any of their subcontractors, shall fail to pay for any materials, provisions, or other supplies used in, upon, for, or about the performance of the work under said Contract, or for any work or labor done thereon of any kind, the Surety of this bond will pay the same to the extent hereinafter set forth:

NOW, THEREFORE, WE, the Principal, and \_\_\_\_\_, as Surety, are held and firmly bound unto the Agency the penal sum of \_\_\_\_\_ dollars (\$ \_\_\_\_\_) lawful money of the United States, for the payment of which sum will and truly be made, we bind ourselves, our heirs, executors, administrators, and successors, jointly and severally, firmly by these presents.

THE CONDITION OF THIS OBLIGATION IS SUCH, that if the above bounden Principal, or its heirs, executors, administrators, successors, or assigns, shall fail to pay any person specified in California Civil Code Section 3181, or for any materials, provisions, or other supplies used in, upon, for, or about the performance of the work under said Contract, or for any work or labor thereon of any kind or for amount due under the Unemployment Insurance Code with respect to work or labor performed under said Contract, or for any amounts due, or to be withheld pursuant to Sections 18806 of the Revenue and Taxation Code of the State of California, or with respect to any work or labor for which a bond is required by the provisions of Sections 3247 through 3252 of the California Civil Code, and provided that the persons, companies, or corporations so furnishing said materials, provisions, or other supplies, appliances, or power use, in, upon, for, or about the performance of the work under said Contract, or any person who performs work or labor upon same, or any person who supplies both work and materials, thereto, shall have complied with the provisions of said Civil Code, then said surety will pay the same in or to an amount not exceeding the amount herein before set forth, and also will pay in case suit is brought upon this bond, such reasonable attorney's fees to Agency as shall be fixed by the court.

Bond Number \_\_\_\_\_

**SECOND PAGE OF PAYMENT BOND**

This bond shall inure to the benefit of Agency and any and all persons, companies, and corporations and their respective assigns entitled to file claims under applicable State law, including but not limited to, California Civil Code Section 3181, so as to give a right of action to them or their assigns in any suit brought upon this bond.

Said Surety, for value received, hereby stipulates and agrees that no change, extension of time, alteration, or addition to the terms of said Contract or to the work to be performed there under or the specifications accompanying the same shall, in any way, affect its obligations on this bond, and it does hereby waive notice of any such change, extension of time, alteration, or addition to the terms of the Contract or to the work or to the specifications. Said Surety hereby waives the provisions of Sections 2819 and 2845 of the Civil Code of the State of California.

As a part of the obligation secured hereby and in addition to the amount specified therefore, there shall be included costs and reasonable expenses and fees, including reasonable attorney's fees, incurred by Agency in successfully enforcing such obligation, all to be taxed as costs and included in any judgment rendered.

IN WITNESS WHEREOF, the above bounden parties have executed this instrument under their seals this \_\_\_\_\_ day of \_\_\_\_\_, 2017, the name and corporate seal of each corporate party being hereto affixed and these presents duly signed by its undersigned representative, pursuant to authority of its governing body.

\_\_\_\_\_  
Principal (print name)

\_\_\_\_\_  
Signature for Principal

(Corporate Seal)

Bond Number \_\_\_\_\_

**THIRD PAGE OF PAYMENT BOND**

\_\_\_\_\_  
Surety (print name)

\_\_\_\_\_  
Signature for Surety

(Surety Seal)

Surety address

\_\_\_\_\_  
\_\_\_\_\_  
\_\_\_\_\_

**ATTACH POWER-OF-ATTORNEY AND NOTARIAL ACKNOWLEDGEMENT OF SURETY  
BELOW**

**WAIVER/RELEASE OF LIABILITY**

I, the undersigned, on behalf of \_\_\_\_\_ (hereinafter called Firm) fully understand that the storage or leaving of \_\_\_\_\_ at the Agency's \_\_\_\_\_ facility, located at \_\_\_\_\_ California, during the period of \_\_\_\_\_ to \_\_\_\_\_ exposes Firm to the risk of, but not limited to, theft, fire damage, vandalism, water damage, wind damage, and possible personal injury to Firm's employees. For the privilege of storing/leaving \_\_\_\_\_ at said location, Firm agrees to assume any and all such risk.

In consideration of being able to store/leave said item(s) at said location, Firm hereby releases, agrees not to sue, or bring any action against, the Inland Empire Utilities Agency, its officers, employees, agents, representatives, and volunteers for any and all liability, claims, or actions for injury or death to Firm's employees, or damage or theft of said property arising out of, or in connection with, the storage or leaving of said item(s) at Inland Empire Utilities Agency's facility for whatever cause, excluding the purposeful actions or active negligence of the Inland Empire Utilities Agency, its officers, employees, agents, representatives, and volunteers.

I have carefully read this Waiver/Release of Liability and covenant not to sue, and fully understand its contents, and the possible exposures that Firm is agreeing to assume. I am aware that this Waiver/Release of Liability is a full release of any and all liability. I am signing such as the authorized agent of Firm, and of my own free will.

\_\_\_\_\_  
Name of Firm

By: \_\_\_\_\_  
Representative's signature

\_\_\_\_\_  
Date

\_\_\_\_\_  
Print Name

\_\_\_\_\_  
Title

Approved: \_\_\_\_\_

\_\_\_\_\_  
Date

Department Manager of Engineering signature

Distribution: Department Manager of Engineering, Construction Manager; Construction Project Manager; Supervisor; Risk Manager; Contractor, Subcontractor, Supplier, or Repair Person





**CONTRACT AMENDMENT NUMBER: 4600002028-004**

**FOR**

**RP-1 HEADWORKS, PRIMARY, AND SECONDARY UPGRADES,  
PROJECT NO. EN14019**

THIS CONTRACT AMENDMENT FOUR is made and entered into this \_\_\_\_\_ day of \_\_\_\_\_, 2017, by and between the Inland Empire Utilities Agency, a Municipal Water District, organized and existing in the County of San Bernardino under and by virtue of the laws of the State of California (hereinafter referred to interchangeably as "IEUA" and "Agency") and RMC Water and Environment, Inc., a wholly-owned subsidiary of Woodard & Curran, with offices located in Irvine, California (hereinafter referred to as "Consultant"), to provide professional engineering services in support of Project EN14019, and shall revise the Contract as amended:

**SECTION FOUR, SCOPE OF WORK AND SERVICES, IS REVISED TO ADD THE FOLLOWING ITEM:**

Additional services and responsibilities shall include, and be in accordance with tasks identified in Consultant's proposal dated September 11, 2017, which is attached hereto, incorporated herein and made a part hereof by this reference as **Attachment 2**.

**SECTION SIX, COMPENSATION, IS REVISED TO ADD THE FOLLOWING ITEM:**

In compensation for the additional work represented by this Contract Amendment, Agency shall pay Consultant a **NOT-TO-EXCEED maximum total of \$1,343,497.00** for all services provided in accordance with Consultant's Fee Estimate, attached hereto, made a part hereof, and referenced herein as **Attachment 2**. Additional compensation in the amount of \$510,558.00 is hereby authorized in accordance with Project Manager's SAP Purchase Requisition 10041986.

ALL OTHER PROVISIONS OF THIS CONTRACT REMAIN UNCHANGED.

Witnesseth, that the parties hereto have mutually covenanted and agreed as per the above Amendment items, and in doing so have caused this document to become incorporated into the Contract documents.

INLAND EMPIRE UTILITIES AGENCY:  
(a Municipal Water District)

RMC WATER AND ENVIRONMENT, INC.,  
A WHOLLY-OWNED SUBSIDIARY OF WOODARD  
& CURRAN:

\_\_\_\_\_  
P. Joseph Grindstaff  
General Manager

(Date)

\_\_\_\_\_  
Scott Goldman  
Principal-in-Charge

(Date)

# **Attachment 2**

---



National Experience. Local Focus.

September 11, 2017

John Scherck, CCM  
Senior Project Manager  
Inland Empire Utilities Agency  
6075 Kimball Avenue  
Chino, CA 91708

**RE: RP-1 Headworks, Primary and Secondary Upgrades, IEUA Project No. EN14019  
Amendment Request No. 4**

Dear Mr. Scherck

At the request of the Inland Empire Utilities Agency (IEUA), Woodard & Curran (formerly RMC Water and Environment), hereby submits the enclosed proposal, dated September 11, 2017 for Engineering Services During Construction (ESDC) for the RP-1 Headworks, Primary and Secondary Upgrades Design project.

The enclosed proposal includes the revised scope of work and fee estimate to complete these services based on your discussion with David Haug on September 5, 2017. If you have any questions, or would like to discuss this proposal, please contact David Haug at (213) 223-9460.

Sincerely,  
Woodard & Curran

Approved by:  
Inland Empire Utilities Agency

Scott Goldman  
Principal-in-Charge

 9-12-17  
Name Date

## AMENDMENT 4

### INLAND EMPIRE UTILITIES AGENCY RP-1 HEADWORKS, PRIMARY AND SECONDARY UPGRADES (PROJECT NO. EN14019)

#### Scope of Services for Engineering Services During Construction

This Scope of Services defines the engineering services to be provided to the Inland Empire Utilities Agency (IEUA) to support construction of the RP-1 Headworks, Primary and Secondary Upgrades (Project No. EN14019) project. The construction duration for this project is anticipated to be 16 months. Engineering services during construction will be performed by Woodard & Curran (formerly RMC, Water and Environment) and its design subconsultants: TJCAA (Instrumentation, Controls, Electrical and Structural) and Harper Associates Engineering (Concrete Coating). The Woodard & Curran team will provide the following services during construction:

- Preparation of Conformed Drawings
- Meetings and Site Visits
- Submittal Reviews
- Respond to Requests for Information (RFIs)
- Review of Construction Change Order Requests
- Startup and Testing Assistance
- Preparation of Record Drawings
- Project Management

The scope of services are detailed in the following tasks and include assumptions used as the basis for the Fee Estimate (see attached). The level of effort for engineering services during construction is highly dependent upon variables beyond Woodard & Curran's direct control and may require adjustment during the course of construction and startup.

#### **Task 1 – Preparation of Conformed Drawings and Specifications**

- Woodard & Curran will prepare Conformed Drawings and Specifications to reflect addenda issued during the bid period. Conformed drawings and specifications will be submitted electronically in CAD, PDF and MS Word Format. IEUA confirmed the Agency will be responsible for hard copy reproduction.

#### **Task 2 – Meetings and Site Visits**

- Woodard & Curran and appropriate TJCAA staff will attend the following workshops:
  - Preconstruction Meeting
  - Overall System Workshop
  - Electrical, I&C and Mechanical Workshop
  - SCADA System Programming Workshop
  - 70% Complete Workshop
  - Testing, Training, Start-Up and Commissioning Workshop

For budgeting purposes, it is assumed two attendees from the engineering team will participate in each workshop, except for the Preconstruction Meeting and the 70% Complete Workshop, which will only have one Woodard & Curran attendee. This task assumes 8 labor hours per attendee per workshop, which includes travel time and preparation. In addition, the Woodard & Curran team will attend a limited number of construction meetings in person and/or site visits not included in the progress meetings above. For budgeting purposes, the team will physically attend 4 additional meetings/visits, assuming 8 labor hours per meeting/visit, including travel time and preparation.

- Woodard & Curran's project manager will attend weekly progress meetings in person twice a month, and by teleconference twice a month. For budgeting purposes, a total of 64 progress meetings are assumed. In person attendance at 32 progress meetings, 4 labor hours per meeting are assumed, which includes travel time. Attendance by teleconference assumes 1.5 labor hours per attendee.
- In addition to the meetings listed above, Woodard & Curran's team will inspect the Primary Clarifier Inlet Channel after it is dewatered and cleaned by the Contractor during construction. The inspection is assumed to require one 8-hour day. For budgeting purposes, this task assumes a total of 124 hours for the inspection and associated report, including travel time and accommodations.

### **Task 3 – Submittal Reviews**

- IEUA's document control software program, Capital Improvement Project Office (CIPO), will be utilized for all project related correspondence.
- The Woodard & Curran team will review and respond to submittals provided by the Contractor via IEUA's Construction Manager. Based on the attached List of Anticipated Submittals, the total number of submittal reviews is estimated to be 263 (164 initial submittal reviews and 99 resubmittal reviews). The level of effort is assumed to be 5 hours each per initial submittal and 3 hours each for each resubmittal on average, divided among the various disciplines and staff.

### **Task 4 – Respond to Requests for Information (RFIs)**

- The Woodard & Curran team will review and respond to Requests for Information (RFIs) from the Contractor via IEUA's Construction Manager. This task assumes review of up to 50 RFIs. The level of effort is assumed to be 4 hours per RFI on average, divided among the various disciplines and staff.

### **Task 5 – Review of Construction Change Order Requests**

- The Woodard & Curran team will review and respond to construction change order requests submitted by the Contractor via the IEUA Construction Manager. This task assumes up to 20 change order reviews. The level of effort is assumed to be 8 hours per review on average, divided among the various disciplines and staff. This task assumes two drawing revisions will be required in addition to the review mentioned above. The drawing level of effort is assumed to be 8 hours for each revision.

### **Task 6 – Startup and Testing Assistance**

- Woodard & Curran staff will be present to witness performance testing of equipment and will provide startup assistance during commissioning of the project. Startup assistance will include guidance and review of the Contractor's step-by-step Startup Plan and coordination with the



Contractor to provide any design and/or operational information for the Testing, Training, Start-Up and Commissioning Workshop. This is in addition to meetings and site visits included under Task 1. TJCAA staff will provide telephone support for issues that arise during startup and testing activities. For budgeting purposes, it is assumed Woodard & Curran will provide a subtotal of 48 hours and TJCAA will provide a subtotal of 16 hours, for a total of 64 hours, for startup and testing assistance, including travel time.

- Woodard & Curran will schedule to attend up to two (2) 1-day training sessions for IEUA staff on major pieces of equipment installed by the Contractor. Woodard & Curran will coordinate with the Contractor to provide design and/or operational information as a context for the training. For budgeting purposes, this task assumes 48 labor hours, including travel time.

#### **Task 7 – Preparation of Record Drawings**

- Woodard & Curran and its subconsultants will incorporate redline markups provided by the Contractor into the CAD files. For budgeting purposes, a total of 130 labor hours for as-built incorporation is assumed. Woodard & Curran will not be responsible for interpretation of construction changes made in the field and will rely solely on a single set of redline drawings provided by the Contractor or the IEUA Construction Manager. Record drawings will be submitted electronically in CAD and PDF format.

#### **Task 8 – Project Management**

- Project management will include regular client communications; monthly progress reports to be submitted with the project invoice; and schedule, scope and budget tracking for this phase of the project. Project management effort is based on a 16-month duration for construction.
- This task assumes 8 hours to support development and finalization of an Asset List for IEUA. For the 70% Complete Workshop, Woodard & Curran will develop an Asset List that reflects actual equipment installed at that time and proposed remaining equipment to be installed. This list will be turned over to the Contractor to update with information such as cost, warranty period, etc. and submit at 95% Construction Completion. Woodard & Curran will then review and prepare a Final Asset List for IEUA.

#### **Scope of Work Assumptions**

The scope of work is based on the following assumptions and the assumptions included in the tasks above. In the event of any ultimate facts or events differ from such assumptions, Woodard & Curran's scope of work, schedule, and compensation shall be adjusted accordingly.

- IEUA will provide special inspections services. The Woodard & Curran team can provide these services upon request and at a negotiated scope and fee.
- All final decisions and direction to the Contractor will be made by the IEUA Construction Manager.



National Experience. Local Focus.

**Fee Estimate**

**Inland Empire Utilities Agency  
RP-1 Headworks, Primary and Secondary Upgrades Design (Project No. EN14019)  
Engineering Services During Construction**

Tasks	RMC Labor							TJC Labor			HAE Labor			Total Project Work Hours	Total Subs Construction Costs	Sub Consultant Total Cost (2)	ODCs	RMC Total ODCs (3)	Total Fee		
	Richard Bichette	Jon Ganz	David Haug	Justin Kraetsch	Jehan Anketell	Cathy Macklin	Chu To	RMC Subtotal Hours	RMC Subtotal Labor Costs (1)	TJC Subtotal Hours	TJC ODCs	TJC Total Labor Costs	HAE Subtotal Hours							HAE ODCs	HAE Total Labor Costs
	PIC	Technical Lead	PM	PE	PE	Admin	CAD														
<b>Task 1. Preparation of Conformed Drawings</b>	\$266	\$266	\$249	\$178	\$152	\$105	\$165														
Preparation of Conformed Drawings		1	2	6	6		24	39	\$6,704	36		\$5,605									
<b>Subtotal Task 1</b>	<b>0</b>	<b>1</b>	<b>2</b>	<b>6</b>	<b>6</b>	<b>0</b>	<b>24</b>	<b>39</b>	<b>\$6,704</b>	<b>36</b>	<b>\$0</b>	<b>\$5,605</b>	<b>0</b>	<b>\$0</b>	<b>\$0</b>	<b>75</b>	<b>\$5,605</b>	<b>\$6,165</b>	<b>\$0</b>	<b>\$0</b>	<b>\$12,869</b>
<b>Task 2. Meetings, Workshops and Site Visits</b>																					
2.1 Meetings, Workshops and Site Visits			56					56	\$13,944	60	\$3,190	\$13,653	8		\$1,440	124	\$18,283	\$20,111	\$440	\$484	\$34,539
2.2 Weekly Construction Meetings			176					176	\$43,824	96		\$22,305				272	\$22,305	\$24,536	\$1,490	\$1,639	\$69,999
2.3 Inlet Channel Inspection			8					8	\$1,992	116	\$300	\$24,166				124	\$24,466	\$26,913	\$0	\$0	\$28,905
<b>Subtotal Task 2</b>	<b>0</b>	<b>0</b>	<b>240</b>	<b>0</b>	<b>0</b>	<b>0</b>	<b>0</b>	<b>240</b>	<b>\$59,760</b>	<b>156</b>	<b>\$3,490</b>	<b>\$60,124</b>	<b>8</b>	<b>\$0</b>	<b>\$1,440</b>	<b>520</b>	<b>\$65,054</b>	<b>\$71,560</b>	<b>\$1,930</b>	<b>\$2,123</b>	<b>\$133,443</b>
<b>Task 3. Submittal Reviews</b>																					
Submittal Reviews		14	86	284	284			668	\$118,858	442		\$77,931	8		\$1,440	1,118	\$79,371	\$87,308	\$0	\$0	\$206,166
<b>Subtotal Task 3</b>	<b>0</b>	<b>14</b>	<b>86</b>	<b>284</b>	<b>284</b>	<b>0</b>	<b>0</b>	<b>668</b>	<b>\$118,858</b>	<b>442</b>	<b>\$0</b>	<b>\$77,931</b>	<b>8</b>	<b>\$0</b>	<b>\$1,440</b>	<b>1118</b>	<b>\$79,371</b>	<b>\$87,308</b>	<b>\$0</b>	<b>\$0</b>	<b>\$206,166</b>
<b>Task 4. Respond to Requests for Information (RFIs)</b>																					
Respond to RFIs			16	48	48			112	\$19,824	80		\$14,688	8		\$1,440	200	\$16,128	\$17,741	\$0	\$0	\$37,565
<b>Subtotal Task 4</b>	<b>0</b>	<b>0</b>	<b>16</b>	<b>48</b>	<b>48</b>	<b>0</b>	<b>0</b>	<b>112</b>	<b>\$19,824</b>	<b>80</b>	<b>\$0</b>	<b>\$14,688</b>	<b>8</b>	<b>\$0</b>	<b>\$1,440</b>	<b>200</b>	<b>\$16,128</b>	<b>\$17,741</b>	<b>\$0</b>	<b>\$0</b>	<b>\$37,565</b>
<b>Task 5. Review of Construction Change Order Requests</b>																					
Review of Construction Change Order Requests		4	8	34	34		16	96	\$16,916	80		\$15,808				176	\$15,808	\$17,389	\$0	\$0	\$34,305
<b>Subtotal Task 5</b>	<b>0</b>	<b>4</b>	<b>8</b>	<b>34</b>	<b>34</b>	<b>0</b>	<b>16</b>	<b>96</b>	<b>\$16,916</b>	<b>80</b>	<b>\$0</b>	<b>\$15,808</b>	<b>0</b>	<b>\$0</b>	<b>\$0</b>	<b>176</b>	<b>\$15,808</b>	<b>\$17,389</b>	<b>\$0</b>	<b>\$0</b>	<b>\$34,305</b>
<b>Task 6. Startup and Training Assistance</b>																					
6.1 Startup Assistance			40	8				48	\$11,384	16		\$2,786				64	\$2,786	\$3,065	\$280	\$308	\$14,757
6.2 Training Assistance			16	16	16			48	\$9,264			\$0				48	\$0	\$0	\$94	\$103	\$9,367
<b>Subtotal Task 6</b>	<b>0</b>	<b>0</b>	<b>40</b>	<b>8</b>	<b>0</b>	<b>0</b>	<b>0</b>	<b>96</b>	<b>\$20,648</b>	<b>16</b>	<b>\$0</b>	<b>\$2,786</b>	<b>0</b>	<b>\$0</b>	<b>\$0</b>	<b>112</b>	<b>\$2,786</b>	<b>\$3,065</b>	<b>\$374</b>	<b>\$411</b>	<b>\$24,124</b>
<b>Task 7. Preparation of Record Drawings</b>																					
Preparation of Record Drawings			4	8	8		60	80	\$13,536	50		\$7,514				130	\$7,514	\$8,265	\$0	\$0	\$21,801
<b>Subtotal Task 7</b>	<b>0</b>	<b>0</b>	<b>4</b>	<b>8</b>	<b>8</b>	<b>0</b>	<b>60</b>	<b>80</b>	<b>\$13,536</b>	<b>50</b>	<b>\$0</b>	<b>\$7,514</b>	<b>0</b>	<b>\$0</b>	<b>\$0</b>	<b>130</b>	<b>\$7,514</b>	<b>\$8,265</b>	<b>\$0</b>	<b>\$0</b>	<b>\$21,801</b>
<b>Task 8. Project Management</b>																					
Project Management	16	4	64	8		16		108	\$24,360	48	\$1,960	\$11,076	8		\$1,440	164	\$14,476	\$15,924	\$0	\$0	\$40,284
<b>Subtotal Task 8</b>	<b>16</b>	<b>4</b>	<b>64</b>	<b>8</b>	<b>0</b>	<b>16</b>	<b>0</b>	<b>108</b>	<b>\$24,360</b>	<b>48</b>	<b>\$1,960</b>	<b>\$11,076</b>	<b>8</b>	<b>\$0</b>	<b>\$1,440</b>	<b>164</b>	<b>\$14,476</b>	<b>\$15,924</b>	<b>\$0</b>	<b>\$0</b>	<b>\$40,284</b>
<b>TOTAL</b>	<b>16</b>	<b>23</b>	<b>476</b>	<b>412</b>	<b>396</b>	<b>16</b>	<b>100</b>	<b>1439</b>	<b>\$280,606</b>	<b>1024</b>	<b>\$5,450</b>	<b>\$195,533</b>	<b>32</b>	<b>\$0</b>	<b>\$5,760</b>	<b>2495</b>	<b>\$206,743</b>	<b>\$227,418</b>	<b>\$2,304</b>	<b>\$2,534</b>	<b>\$510,558</b>

1. The individual hourly rates include salary, overhead and profit.
2. Subconsultants will be billed at actual cost plus 10%.
3. Other direct costs (ODCs) such as reproduction, delivery, mileage (rates will be those allowed by current IRS guidelines), and travel expenses, will be billed at actual cost plus 10%.
4. RMC reserves the right to adjust its hourly rate structure and ODC markup at the beginning of the calendar year for all ongoing contracts.

IEUA RP-1 HEADWORKS, PRIMARY AND SECONDARY UPGRADES (PROJECT NO. EN14019)  
LIST OF ANTICIPATED SUBMITTALS

Section	Part	Description	Responsibility			Responsibility
			RMC	TJCAA	HAE	
GC/D	1.B	Contractor's Representative	1			RMC
GC/G	1.A	Preliminary Schedule of Values	1			RMC
GC/G	1.A	Schedule of Values	1			RMC
GC/J	3	Asset Management Equipment Upload Data	1			RMC
GC/M	1.2.B	Scheduling Representative - Resume, Qualifications and References	1			RMC
GC/M	2.1	Preliminary Project Control Schedule	1			RMC
GC/M	2.1	Baseline Project Control Schedule	1			RMC
SC	7.0	Certification Letter - Compliance with AQMD/CARB	1			RMC
SC	10.0	Project Office - Owner's Representative	1			RMC
SC	16.0	Portable Generator/Compressor Sizing Calculations		1		TJCAA
SC	19.0	Start-Up Plan	1	1		RMC, TJCAA
02050	1.3	Demolition Plan (Headworks)	1			RMC
02050	1.3	Demolition Plan (Plant 3 Scum Well)	1			RMC
02050	1.3	Demolition Plan (Meter Structure 2)	1			RMC
02145	1.2	Flow Bypass Plan (Headworks)	1			RMC
02145	1.2	Flow Bypass Plan (Plant 3 Scum Well)	1			RMC
02145	1.2	Flow Bypass Plan (Meter Structure 2)	1			RMC
02200	1.2	Shoring and Bracing Drawings/Plan	1			RMC
02200	1.2	Fill and Backfill Materials - Material Data and Test Results	1			RMC
02200	1.2	Crushed Rock - Material Data and Test Results	1			RMC
02460	1.3	Asphalt Cement - Material Data and Test Results	1			RMC
02500	2.1.D	Pipe Identification - Detection Wire, Locator Tape, Etc.	1			RMC
02500	3.2.G	For Unspecified Joints - Thrust Restraint Calculations	1			RMC
02571	1.2	Steel Pipe and Fittings - Shop Drawings, Pipe Layout, Certifications, Etc.	1			RMC
02571	1.2	Steel Pipe Coatings and Liners	1			RMC
02571	1.3	Welding Procedures and Welder Qualification	1			RMC
02640	3.3.E	Joint Testing Procedure	1			RMC
02640	3.5.F	Pressure Test Plan	1			RMC
03100	1.4	Form Release Agent		1		TJCAA
03100	1.4	Location and Sequence of Concrete Placement (Indicate locations of form joints, form-tie layout, panel sizes, and patterns)		1		TJCAA
03150	1.4	Bond Breaker		1		TJCAA
03200	1.4	Reinforcing Steel - Lay Sheets		1		TJCAA
03200	1.4	Reinforcing Steel Test Reports - Mill Sheets		1		TJCAA
03300	1.4	Concrete Mix Designs (Various)		1		TJCAA
03300	1.4	Liquid Curing Compound		1		TJCAA
03305	3.1.A	Concrete Mix Design (Ductbank Encasement)		1		TJCAA
03366	1.4	Concrete Sealer		1		TJCAA
03600	1.4	Nonshrink Cementitious Grout		1		TJCAA
03600	1.4	Nonshrink Epoxy Grout		1		TJCAA
03600	1.4	Cement Grout		1		TJCAA
03740	2.2	Epoxy Bonding Agent		1		TJCAA
03740	2.2	Epoxy Paste		1		TJCAA
03740	2.2	Crack Repair Epoxy Adhesive		1		TJCAA
03930	1.3	Coating System - Shop Drawings, Material Cut Sheets, Surface Prep and Application Procedure, Compatibility Certifications			1	HAE
05500	1.4	Misc Hardware		1		TJCAA
05500	1.4	Checkered Plate		1		TJCAA
05500	1.4	Floor Hatches / Floor Doors		1		TJCAA
05500	1.4	Steel Protection Posts (Bollards)		1		TJCAA
05500	1.4	Epoxy Anchors		1		TJCAA
05510	1.4	Metal Stair and Platform System		1		TJCAA
05520	1.3	Aluminum Handrail and Guardrail		1		TJCAA



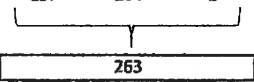
IEUA RP-1 HEADWORKS, PRIMARY AND SECONDARY UPGRADES (PROJECT NO. EN14019)  
 LIST OF ANTICIPATED SUBMITTALS

Section	Part	Description	Responsibility			Responsibility
			RMC	TJCAA	HAE	
09900	1.2	Paint System (Includes Samples)	1			RMC
11146	1.3	Submersible Chopper Pumps - Shop Drawings (Incl. Davit Crane and Receivers)	1			RMC
11146	1.3	Submersible Chopper Pumps - Seismic Calculations		1		TJCAA
11146	1.3	Submersible Chopper Pumps - O&M manuals	1			RMC
11146	1.3	Submersible Chopper Pumps - Factory Test Procedures	1			RMC
11146	1.3	Submersible Chopper Pumps - Factory Test Report	1			RMC
11146	1.5	Manufacturer Service Representative Resume and Proposed Training Materials	1			RMC
11190	1.3	Air Lift Pump - Shop Drawings	1			RMC
11190	1.3	Air Lift Pump - O&M Manuals	1			RMC
11190	1.3	Air Lift Pump - Factory Test Procedures	1			RMC
11190	1.3	Air Lift Pump - Factory Test Report	1			RMC
11190	1.3	Manufacturer Service Representative Resume and Proposed Training Materials	1			RMC
11205	1.3	Submersible Mixers - Shop Drawings	1			RMC
11205	1.3	Submersible Mixers - Seismic Calculations		1		TJCAA
11205	1.3	Submersible Mixers - O&M Manuals	1			RMC
11205	1.3	Submersible Mixers - Factory Test Procedures	1			RMC
11205	1.3	Submersible Mixers - Factory Test Report	1			RMC
11205	1.6	Manufacturer Service Representative Resume and Proposed Training Materials	1			RMC
11320	1.2	Mechanical Vortex Grit System - Shop Drawings	1			RMC
11320	1.2	Mechanical Vortex Grit System - Seismic Calculations		1		TJCAA
11320	1.2	Mechanical Vortex Grit System - O&M Manuals	1			RMC
11320	1.2	Mechanical Vortex Grit System - Factory Test Procedures	1			RMC
11320	1.2	Mechanical Vortex Grit System - Factory Test Report	1			RMC
11320	1.2	Mechanical Vortex Grit System - Performance Testing Data	1			RMC
11320	1.4	Manufacturer Service Representative Resume and Proposed Training Materials	1			RMC
11325	1.2	Grit Washer - Shop Drawings	1			RMC
11325	1.2	Grit Washer - Seismic Calculations	1			RMC
11325	1.2	Grit Washer - O & M Manuals	1			RMC
11325	1.2	Grit Washer - Factory Test Procedures	1			RMC
11325	1.2	Grit Washer - Factory Test Report	1			RMC
11325	1.2	Grit Washer - Performance Testing Data	1			RMC
11325	1.4	Manufacturer Service Representative Resume and Proposed Training Materials	1			RMC
11501	1.3	Positive Displacement Blowers - Shop Drawings (Incl. Fittings)	1			RMC
11501	1.3	Positive Displacement Blowers - Seismic Calculations		1		TJCAA
11501	1.3	Positive Displacement Blowers - O&M Manuals	1			RMC
11501	1.3	Positive Displacement Blowers - Factory Test Procedures	1			RMC
11501	1.3	Positive Displacement Blowers - Factory Test Report	1			RMC
11501	1.5	Manufacturer Service Representative Resume and Proposed Training Materials	1			RMC
13300	1.3	PCSI - Project Plan, Deviation List, Schedule		1		RMC
13300	1.3	PCSI - Coordination Workshop Agendas		1		TJCAA
13300	1.3	PCSI - Field Instrumentation		1		TJCAA
13300	1.3	PCSI - PAC, HMI and Network Component Hardware		1		TJCAA
13300	1.3	PCSI - PAC and HMI Software		1		TJCAA
13300	1.3	PCSI - Control Panel Submittal		1		TJCAA
13300	1.3	PCSI - Interconnection Diagram		1		TJCAA
13300	1.3	PCSI - Testing Plan		1		TJCAA
13300	1.3	PCSI - Training Plan		1		TJCAA
13300	1.3	PCSI - Spares, Expendables and Test Equipment		1		TJCAA
14600	1.3	Holsts, Cranes and Winches - General - Shop Drawings	1			RMC
14600	1.3	Holsts, Cranes and Winches - General - O&M Manuals	1			RMC
14600	1.4	Manufacturer Service Representative Resume and Proposed Training Materials	1			RMC
15000	1.3	Mechanical-Type Couplings	1			RMC

IEUA RP-1 HEADWORKS, PRIMARY AND SECONDARY UPGRADES (PROJECT NO. EN14019)  
 LIST OF ANTICIPATED SUBMITTALS

Section	Part	Description	Responsibility			Responsibility
			RMC	TJCAA	HAE	
15000	1.3	Thrust Restraint Harnesses	1			RMC
15000	1.3	Flange Coupling Adapters	1			RMC
15000	1.3	Miscellaneous Fittings	1			RMC
15006	1.3	Pipe Supports - Shop Drawings	1			RMC
15025	1.3	Steel Pipe and Fittings - Shop Drawings, Pipe Layout, Certifications, Etc.	1			RMC
15025	1.3	Steel Pipe Coatings and Liners	1			RMC
15030	1.3	Stainless Steel Pipe and Fittings - Shop Drawings and Certifications	1			RMC
15060	1.3	PVC Pipe and Fittings - Shop Drawings and Certifications	1			RMC
15080	1.3	Mechanical Insulation - Shop Drawings, Product Data, Etc.	1			RMC
15200	1.3	Valves - General - Shop Drawings (Misc Valves)	3			RMC
15201	1.3	Valve Actuators - Electrical and Control Submittals	1			RMC
15202	1.3	Butterfly Valves - Shop Drawings	1			RMC
15202	1.3	Butterfly Valves - O&M Manuals	1			RMC
15202	1.3	Butterfly Valves - Factory Test Procedures	1			RMC
15202	1.3	Butterfly Valves - Factory Test Report	1			RMC
15203	1.3	Check Valves - Shop Drawings	1			RMC
15203	1.3	Check Valves - O&M Manuals	1			RMC
15203	1.3	Check Valves - Factory Test Procedures	1			RMC
15203	1.3	Check Valves - Factory Test Report	1			RMC
15207	1.3	Plug Valves - Shop Drawings	1			RMC
15207	1.3	Plug Valves - O&M Manuals	1			RMC
15207	1.3	Plug Valves - Factory Test Procedures	1			RMC
15207	1.3	Plug Valves - Factory Test Report	1			RMC
15250	1.3	Hydraulic Gates - Shop Drawings	1			RMC
15250	1.3	Hydraulic Gates - O&M Manuals	1			RMC
15250	1.3	Hydraulic Gates - Factory Test Procedures	1			RMC
15250	1.3	Hydraulic Gates - Factory Test Report	1			RMC
15250	1.5	Manufacturer Service Representative Resume and Proposed Training Materials	1			RMC
16000	1.3	List of Systems and Equipment for which Seismic Anchoring Provided		1		TJCAA
16000	1.3	Seismic Anchorage and Mounting Calculations		1		TJCAA
16060	1.3	Product Data for Following:				
		1. Ground rods				
		2. Ground rod boxes				
		3. Exothermic welding materials and methods		1		TJCAA
		4. Mechanical and compression type grounding clamps including installation requirements and materials				
		5. Grounding hubs and fittings				
16080	1.3	Qualifications of Electrical Analysis Firm		1		TJCAA
16080	3.3	Harmonic Analysis Study		2		TJCAA
16080	3.4	Short Circuit and Protective Devices Study		2		TJCAA
16080	3.5	Arc Flash Hazard Study		2		TJCAA
16120	1.3	Product Data for Following:				
		1. Power, control, and instrumentation wire				
		2. Termination and splicing materials		2		TJCAA
		3. Pulling lubrication compound				
		4. Circuit identification system				
16122	1.3	Product Data for Following:				
		1. Fiber optic cable				
		2. Fiber optic installation and pulling equipment methods		1		TJCAA
		3. Cable identification approach and scheme				
		4. Link loss budget calculations				
16130	1.3	Product data for conduits, raceways, fittings, boxes, hardware, identification systems, and other materials specified in this Section.		2		TJCAA

IEUA RP-1 HEADWORKS, PRIMARY AND SECONDARY UPGRADES (PROJECT NO. EN14019)  
 LIST OF ANTICIPATED SUBMITTALS

Section	Part	Description	Responsibility			Responsibility
			RMC	TJCAA	HAE	
16130	1.3	Layout and details of raceway supports, bracing, and connections, for all support systems (includes raceway support calculations stamped and signed by a licensed Professional Engineer (Civil or Structural) in California for mounting hardware and all raceway support systems)		2		TJCAA
16140	1.3	Product data for Wiring Devices		1		TJCAA
16190	1.3	Product Data for Miscellaneous Electrical Equipment		1		TJCAA
16441	1.3	Product Data for Following: 1. Catalog cuts and descriptive literature for each type of panelboard and breaker provided 2. Panelboard directory for each panelboard showing circuit allocations, breaker rating, poles, spare, short circuit, and continuous bus ratings 3. Outline drawings showing panel layouts, dimensions and weights. Panel layout shall show circuit breakers allocation and available space			2	TJCAA
16460	1.3	Product Data for Low Voltage Dry Type Distribution Transformers		1		TJCAA
16480	1.3	Motor Control Center (MCC-2M): 1. Shop drawings showing plan and elevation views, equipment locations, construction details, equipment mounting details, and conduit installation details 2. Complete bill of materials, product data sheets, and catalog numbers for all integral components 3. Motor Control Centers, VFDs, Harmonic Filters, Etc. 4. Interconnection Diagrams 5. HVAC Equipment 6. Seismic, wind and anchorage calculations 7. O&M Manuals			2	TJCAA
16600	1.3	Product Data for Following: 1. Handhole and splice boxes 2. Underground raceway installation accessories including conduit spacers, cable racks, pull rope, pulling lubricants, sealants, identification warning tape, and other underground system components			2	TJCAA
MISC	Plans	Aluminum Covers		1		TJCAA
MISC	Plans	FRP Covers - Gaskets, Hardware, Etc.	1			RMC
MISC	Plans	Sump Pump	1			RMC
MISC	Plans	Exhaust Fans	1			RMC
Initial Submittals			98	65	1	
Resubmittals			59	39	1	
Total Submittals			157	104	2	
						



**ACTION  
ITEM**

**2B**

---

**Date:** October 18, 2017

**To:** The Honorable Board of Directors

**From:** P. Joseph Grindstaff, General Manager

**Committee:** Finance & Administration

10/11/17

**Executive Contact:** Kathy Besser, Executive Manager of Ext. Aff. & Policy Dev./AGM

**Subject:** Adoption of a Resolution for a State Department of Parks and Recreation (DPR)  
Outdoor Environmental Education Facilities Grant Program

---

**Executive Summary:**

The Chino Creek Wetlands and Educational Park, consists of 22 acres that are landscaped with a wide variety of California friendly trees and grasses. Key components of the park are the community education elements about the value of conservation and importance of wetlands in our environment, which weave throughout the site. The project is made up of two phases to integrate different project elements that will improve the quality of community visits. Phase I will include the construction of three freestanding structures with interpretive signage. Phase II will incorporate a trailhead restroom/storage facility and the construction of a pervious concrete parking lot. The additional facilities will provide the park with larger interpretive areas and open-space areas to demonstrate the restoration and conservation benefits, allowing the park to bring together nature education and natural science with the public role in preventing pollution and protecting the river habitats.

This grant application will request \$500,000 to support the total estimated Phase I project cost of \$810,800. The State Department of Parks and Recreation (DPR) mandates that an official resolution be adopted by the applicant's Board of Directors to apply for and enter into a financial assistance agreement under the Program.

---

**Staff's Recommendation:**

1. Adopt Resolution No. 2017-10-1, authorizing IEUA to apply for and enter into a financial assistance agreement with the DPR for the Outdoor Environmental Education Facilities Grant Program; and
2. Authorize the General Manager or his designee to prepare the necessary data, conduct investigations, file such application, execute a funding agreement and any amendments thereto, and sign invoices with DPR.

---

**Budget Impact** Budgeted (Y/N): Y Amendment (Y/N): N Amount for Requested Approval:

Account/Project Name:

Project No. EN21002

*Fiscal Impact (explain if not budgeted):*

The proposed grant funding portion from DPR is \$500,000 for the construction cost of the project. Matching funds are not required for this grant opportunity, however there are funds budgeted in the TYCIP under Project No. EN21002. Upon award of funding, the annual project appropriations will be revised to reflect the grant funding.

Full account coding (internal AP purposes only):

- - -  
- - -

Project No.:

**Prior Board Action:**

None.

---

**Environmental Determination:**

Statutory Exemption

CEQA exempts a variety of projects from compliance with the statute. This project qualifies for a Statutory Exemption as defined in Section 15262 of the State CEQA Guidelines.

---

**Business Goal:**

This action supports IEUA's mission to protect the environment and is consistent with the IEUA's mission of pursuing state and federal grants and low-interest financing.

---

**Attachments:**

Attachment 1 - PowerPoint

Attachment 2 - Resolution No. 2017-10-1

# Outdoor Environmental Education Facilities Grant



**State Department of Parks and Recreation  
Chino Creek Wetlands and Educational Park**

## Grant Funding Information

- Proposition 40 Clean Water, Clean Air, Safe Neighborhood Parks, and Coastal Protection Act of 2004
- California Department of Parks and Recreation
- Outdoor Environmental Educational Facilities Program
- Maximum \$500,000 grant per project
- No local match funding requirement, but is encouraged
- Funding date – Approximately March 2018



# Background

- Chino Creek Wetlands and Educational Park (22 acres)
- Landscaped with California friendly trees, grasses
- Five ponds with engineered wetlands habitat
- Outdoor education elements woven throughout the site
- Value of water conservation
- Importance of wetlands in our environment

# Proposed Project and Site Map

Three freestanding shade structures with educational signage

## CHINO CREEK WETLANDS FACILITY UPGRADES

- Picnic Area
- Pipe Garden
- Amphitheater

Cost - \$810,800

Finish - Dec. 2021

Request - \$500,000



## Recommendation

- Adopt Resolution No. 2017-10-1, authorizing IEUA to apply for and enter into a financial assistance agreement with the DPR for the Outdoor Environmental Education Facilities Grant Program; and
- Authorize the General Manager or his designee to prepare the necessary data, conduct investigations, file such application, execute a funding agreement, any amendments thereto, and sign invoices with DPR.

*This action supports the Agency's mission to protect the environment and is consistent with the Agency's mission of pursuing grants and low-interest financing.*

**RESOLUTION NO. 2017-10-1**

**RESOLUTION OF THE BOARD OF DIRECTORS OF THE INLAND EMPIRE UTILITIES AGENCY\*, SAN BERNARDINO COUNTY, CALIFORNIA, AUTHORIZING THE INLAND EMPIRE UTILITIES AGENCY APPLY FOR AND ENTER INTO A FINANCIAL ASSISTANCE AGREEMENT UNDER THE OUTDOOR ENVIRONMENTAL EDUCATION FACILITIES GRANT PROGRAM WITH THE STATE DEPARTMENT OF PARKS AND RECREATION AND DESIGNATING A REPRESENTATIVE TO EXECUTE THE FINANCIAL ASSISTANCE AGREEMENT, AND ANY AMENDMENTS THERETO FOR THE CHINO CREEK WETLANDS EDUCATION PARK PROGRAM**

**WHEREAS**, the State Department of Parks and Recreation has been delegated the responsibility by the Legislature of the State of California for the administration of the Outdoor Environmental Education Facilities Grant Program, setting up necessary procedures governing the application;

**WHEREAS**, said procedures established by the State Department of Parks and Recreation require the Applicant to certify by resolution the approval of the application before submission of said application to the State; and

**WHEREAS**, successful Applicants will enter into a contract with the State of California to complete the Grant Scope project.

**BE IT RESOLVED**, that the Inland Empire Utilities Agency hereby: Approves the filing of an application for the **CHINO CREEK WETLANDS EDUCATION PARK PROGRAM** and;

1. Certifies that Inland Empire Utilities Agency has or will have available, prior to commencement of any work on the project included in this application, the sufficient funds to complete the project; and
2. Certifies that if the project is awarded, Inland Empire Utilities Agency has or will have sufficient funds to operate and maintain the project, and
3. Certifies that Inland Empire Utilities Agency has reviewed, understands, and agrees to the General Provisions contained in the contract shown in the Grant Administration Guide; and
4. Delegates the authority to the General Manager to conduct all negotiations, sign and submit all documents, including, but not limited to applications, agreements, amendments, and payment requests, which may be necessary for the completion of the Grant Scope; and

5. Agrees to comply with all applicable federal, state and local laws, ordinances, rules, regulations and guidelines.

**BE IT FURTHER RESOLVED**, that IEUA's Board of Directors hereby adopts Resolution No. 2017-10-1 on this 18<sup>th</sup> day of October, 2017.

\_\_\_\_\_  
Steven J. Elie, President of the Inland Empire  
Utilities Agency\* and of the Board of  
Directors thereof

ATTEST:

\_\_\_\_\_  
Jasmin A. Hall, Secretary/Treasurer of the  
Inland Empire Utilities Agency\* and of the  
Board of Directors thereof

\* A Municipal Water District

STATE OF CALIFORNIA                    )  
  ) SS  
COUNTY OF SAN BERNARDINO        )

I, Jasmin A. Hall, Secretary/Treasurer of the Inland Empire Utilities Agency\*, DO  
HEREBY CERTIFY that the foregoing Resolution No. 2017-10-1 was adopted at a regular  
meeting on October 18, 2017 of said Agency\* by the following vote:

AYES:

NOES:

ABSTAIN:

ABSENT:

---

Jasmin A. Hall  
Secretary/Treasurer of the Inland Empire  
Utilities Agency\* and of the Board of  
Directors thereof

(SEAL)

\* A Municipal Water District



**INFORMATION  
ITEM**

**3A**

---

**Date:** October 18, 2017

**To:** The Honorable Board of Directors

**From:** P. Joseph Grindstaff, General Manager

**Committee:** Finance & Administration

10/11/17

**Executive Contact:** Christina Valencia, Executive Manager of Finance & Administration/AGM

**Subject:** Funding of Estimated Workers' Compensation Liabilities

---

**Executive Summary:**

As a self-insured public entity, the Agency is required to file an annual report with the California Department of Industrial Relations. Additionally, pursuant to Labor Code Section 3702.6(b), staff is required to inform the Board of Directors within 90 days of the submission of said report, what the Agency's total estimated workers' compensation liabilities are, and confirm that funding of these liabilities is in compliance with the requirements of Government Accounting Standards Board Publication No. 10.

The report for the Fiscal Year ending June 30, 2017, was filed on September 11, 2017. As of June 30, 2017, the Agency's total estimated future workers' compensation liabilities for open claims, since the program's inception is \$342,570. This represents a decrease of \$15,049 from last year's liability of \$357,619. The decrease is attributable to a reduction in the number of open claims.

Workers' compensation claims and self-insurance reserves are funded in the Agency's Administrative Services (GG) fund. As of June 30, 2017 the Agency's self-insured workers' compensation reserve had an estimated balance of \$1,744,259.

---

**Staff's Recommendation:**

This is an informational item for the Board of Directors to receive and file.

---

**Budget Impact** *Budgeted (Y/N): Y* *Amendment (Y/N): N* *Amount for Requested Approval:*

*Account/Project Name:*

*Fiscal Impact (explain if not budgeted):*

Funding for workers' compensation claims is appropriated in the Administrative Services (GG) fund FY 2017/18 Budget (account number 10200-121100-100000-509720).

Full account coding (internal AP purposes only):

- - -  
- - -

Project No.:

---

**Prior Board Action:**

None

---

**Environmental Determination:**

Not Applicable

---

**Business Goal:**

This is consistent with IEUA's Business Goal of Workplace Environment and the staff safety objective to promote and ensure a safe and healthy work environment for all employees.

---

**Attachments:**

None

**INFORMATION  
ITEM**

**3B**

---

**Date:** October 18, 2017

**To:** The Honorable Board of Directors

**From:** P. Joseph Grindstaff, General Manager

**Committee:** Engineering, Operations & Water Resources Committee

10/11/17

Finance & Administration

10/11/17

**Executive Contact:** Chris Berch, Executive Manager of Engineering/AGM

**Subject:** Policy Principles on Water Storage and Purchase Opportunities

---

**Executive Summary:**

As a regional environmental steward, IEUA strives to promote water reliability by supporting the region with the development of reliable, resilient and sustainable water supplies from a diverse set of sources. To help guide IEUA in securing future water storage and supplemental water purchase opportunities, staff has prepared the following draft policy principles to help serve as guidelines. The provided policy principles outline IEUA's goals and objective in securing supplemental water supply as well as framework to guide future negotiations within the Chino Basin.

IEUA's goal with establishing the following policy principles is to maintain foundational benefits, both regional and IEUA specific in all negotiations that are pursued, such as: pursue storage, secure supplemental water to aid during dry years, provide water quality improvement, maintain basin plan commitments, meet Chino Basin replenishment needs, and allow for the reinvestment in local infrastructure. An integral part of presenting the proposed policy principles is to receive feedback from the Board of Directors to reflect IEUA's policy goals in supporting a reliable water supply in the service area. A final draft of the proposed policy principals will be brought back to the Board for consideration and potential adoption.

---

**Staff's Recommendation:**

The draft policy principles is is an information item for the Board of Directors to receive and file.

---

**Budget Impact:** N    *Budgeted (Y/N):* N    *Amendment (Y/N):* N    *Requested Amount:*

*Account/Project Name:*

N/A

*Fiscal Impact (explain if not budgeted):*

N/A

**Prior Board Action:**

None

---

**Environmental Determination:**

Not Applicable

---

**Business Goal:**

These policy principles are consistent with the IEUA's Business Goal of Water Reliability specifically the Water Supplies objective where IEUA will support the region with the development of reliable, resilient and sustainable water supplies from diverse sources.

---

**Attachments:**

Attachment 1 - PowerPoint

Attachment 2 - DRAFT: Policy Principles for Water Storage

---

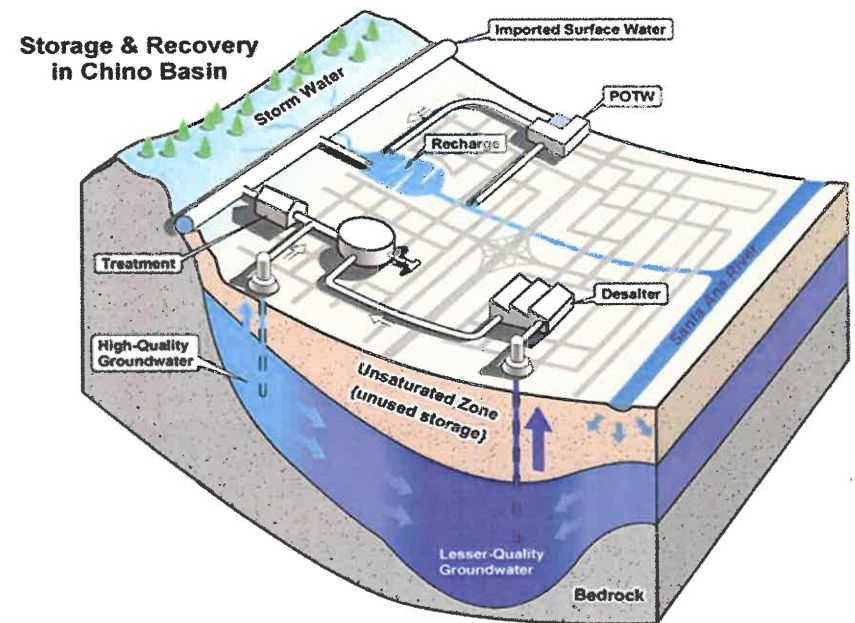


# Policy Principles for Water Storage and Purchase Opportunities



# Current Water Storage and Purchase Agreements

- Cucamonga Valley Water District (Executed)
  - Purpose: Assist meeting MWD minimum take-or-pay requirement
  - IEUA purchases water and is stored on its behalf by CVWD
  - Total purchased to date: 3,660 AF
- Auto Club Speedway (Executed)
  - Purpose: Expanded recycled water use
  - IEUA receives groundwater credits
  - Total credits: 450 AF
- Monte Vista Water District (Pending)
  - Purpose: Assist member agency to meet local water quality
- Upland (Pending)
  - Purpose: Assist maintain baseline WFA deliveries



# Policy Principles as a Framework

- Establish principles to define foundational objectives:
  - Water supply reliability goals
  - Utilize groundwater storage
  - Secure supplemental water to aid in dry years
  - Enhance water quality
  - Meet Basin Plan commitments
  - Help address local issues, such as subsidence
  - Offset Chino Basin replenishment needs
  - Allow for the investment in local infrastructure
  - Cost-effectiveness criteria



# Schedule

- October 2017: Draft Policy Principles
- November 2017: Final Policy Principles for consideration
- December 2017: MVWD Demonstration Project

*The Policy Principles are consistent with the Agency's Business Goal of **Water Reliability**, specifically the Water Supplies objective where IEUA will support the region with the development of reliable, resilient and sustainable water supplies from diverse sources.*

## IEUA Proposed Policy Principles for Water Storage and Purchase in the Chino Groundwater Basin

Recommended policy principles to serve as guidelines for future purchases of available imported water for the benefit of the region.

1. IEUA desires to have a designated storage account within the Chino Basin for delivering and storing imported water in the Chino Basin for the purpose of providing some or all of the regional benefits below:
  - a. supplemental local water supplies during dry years;
  - b. water quality improvement;
  - c. offsetting Chino Basin Watermaster needs for replenishment; and
  - d. reinvestment of capital for infrastructure needs and/or future water supplies
2. IEUA may desire, in the future, to obtain permanent storage rights in the Chino Basin contingent upon approval from Chino Basin Watermaster.
3. IEUA may elect to enter into water storage agreements with member agencies, if the need arises by a member agency, for assistance regarding the minimum take-or-pay MWD service connection requirement or other similar requirements.
4. Until such point that IEUA has permanent groundwater storage, IEUA should pursue water storage agreements with appropriators or other Chino Basin water rights holders to promote regional collaboration for groundwater storage programs.
5. IEUA's Chino Basin groundwater storage account pursuit should not adversely affect relations with member agencies or other parties within the Chino Basin.
6. IEUA should manage groundwater storage, through future agreements, with the intent of providing supplemental water, enhancement of water quality, capital reinvestment for infrastructure, and member agency assistance to meet the needs of the region when situations arise.
7. IEUA should enter into future water storage agreements that will, at minimum, allow the agency to be made whole financially in its pursuit of providing regional benefits to the Chino Basin. Proceeds that are collected from future water storage sales will be reinvested into the Chino Basin for the added benefit of the region.
8. IEUA should cover all costs related to water acquisition and holding, administration, and interest. All costs shall be recovered, at maximum, within a 10-year period for any future purchases of available imported water for the benefit of the region.
9. IEUA's pursuit of a groundwater storage account or storage agreements should not interfere with regional water banking operations.
10. Water stored under member agencies name for IEUA shall be stored in the Excess Carryover Account.
11. Future groundwater storage agreements should be flexible enough to allow creativity in promoting solutions for developing water supply in the region, and not be hindered by rigid framework.

**INFORMATION**

**ITEM**

**3C**





**Date:** October 18, 2017

**To:** The Honorable Board of Directors  
**Committee:** Finance & Administration

**From:** P. Joseph Grindstaff, General Manager  
10/11/17

**Executive Contact:** Christina Valencia, Executive Manager of Finance & Administration/AGM  
**Subject:** Treasurer's Report of Financial Affairs

**Executive Summary:**

For the month of August 2017, total cash, investments, and restricted deposits of \$179,437,258 reflects a decrease of \$3,211,184 compared to the total of \$182,648,442 reported in July 2017. The decrease was mainly due to the \$4.5 million prepayment of the CalPERS unfunded accrued liability and the quarterly payment of \$1.5 million to County Sanitation Districts of Los Angeles County, which was partially offset by \$1.6 million of SRF loans for the new Laboratory facility and \$2.4 million of grants receipts for the Chino Desalter brine reduction facility. As a result, the average days of cash on hand for the month ended August 31, 2017 decreased from 292 days to 282 days due to lower unrestricted cash available. Not included in the days of cash on hand calculation are connection fees held by member agencies on behalf of the Agency. As of August 31, 2017, the member agency account balances was \$33.2 million.

The Agency's investment portfolio average rate in August 2017 was 1.124%, an increase of 0.008% compared to the July yield of 1.116%, this was due to increase in yield across two of the Agency's investment accounts; Local Agency Investment Fund yield rose from 1.05% in July to 1.08%, Citizens Business Bank sweep account yield increased from 0.50% in July to 0.70%. While the variable rate for the Agency's 2008B bonds decreased from 0.82% in July to 0.76%.

**Staff's Recommendation:**

The Treasurer's Financial Affairs Report for the month ended August 31, 2017 is an informational item for the Board of Director's review.

**Budget Impact** *Budgeted* (Y/N): N *Amendment* (Y/N): N *Amount for Requested Approval:*

*Account/Project Name:*

*Fiscal Impact (explain if not budgeted):*

The interest earned on the Agency's investment portfolio increases the Agency's reserves.

**Prior Board Action:**

On September 13, 2017, the Board of Directors approved the Treasurer's Financial Affairs Report for the month ended July 2017.

---

**Environmental Determination:**

Not Applicable

---

**Business Goal:**

The Financial Affairs report is consistent with the Agency's Business Goal of Fiscal Responsibility in providing financial reporting that accounts for cash and investment activities to fund operating requirements and to optimize investment earnings.

---

**Attachments:**

Attachment 1- Background

Attachment 2- Powerpoint

Attachment 3- August 2017 Financial Affairs Report

## Background

---

Subject: Treasurer's Report of Financial Affairs

---

The Treasurer's Report of Financial Affairs for the month ended August 31, 2017 is submitted in a format consistent with State requirements. The monthly report denotes investment transactions that have been executed in accordance with the criteria stated in the Agency's Investment Policy (Resolution No. 2017-4-1) with one noted exception. As of August 31, 2017, the medium-term note portfolio was 10.4% which exceeds the 10% allowable threshold established under the Agency's Investment Policy

The medium-term notes portfolio exceeded the 10% threshold defined in the Investment Policy but below the 30% threshold established under the California Government Code (CGC). This exception was initially reported in May 2017 on the March Financial Affairs Report, a recommendation was made to approve the medium-term investments and to allow for those investments to be held until maturity.

# Treasurer's Report of Financial Affairs for August 31, 2017

## Board Meeting



# Report of Financial Affairs

## Liquidity

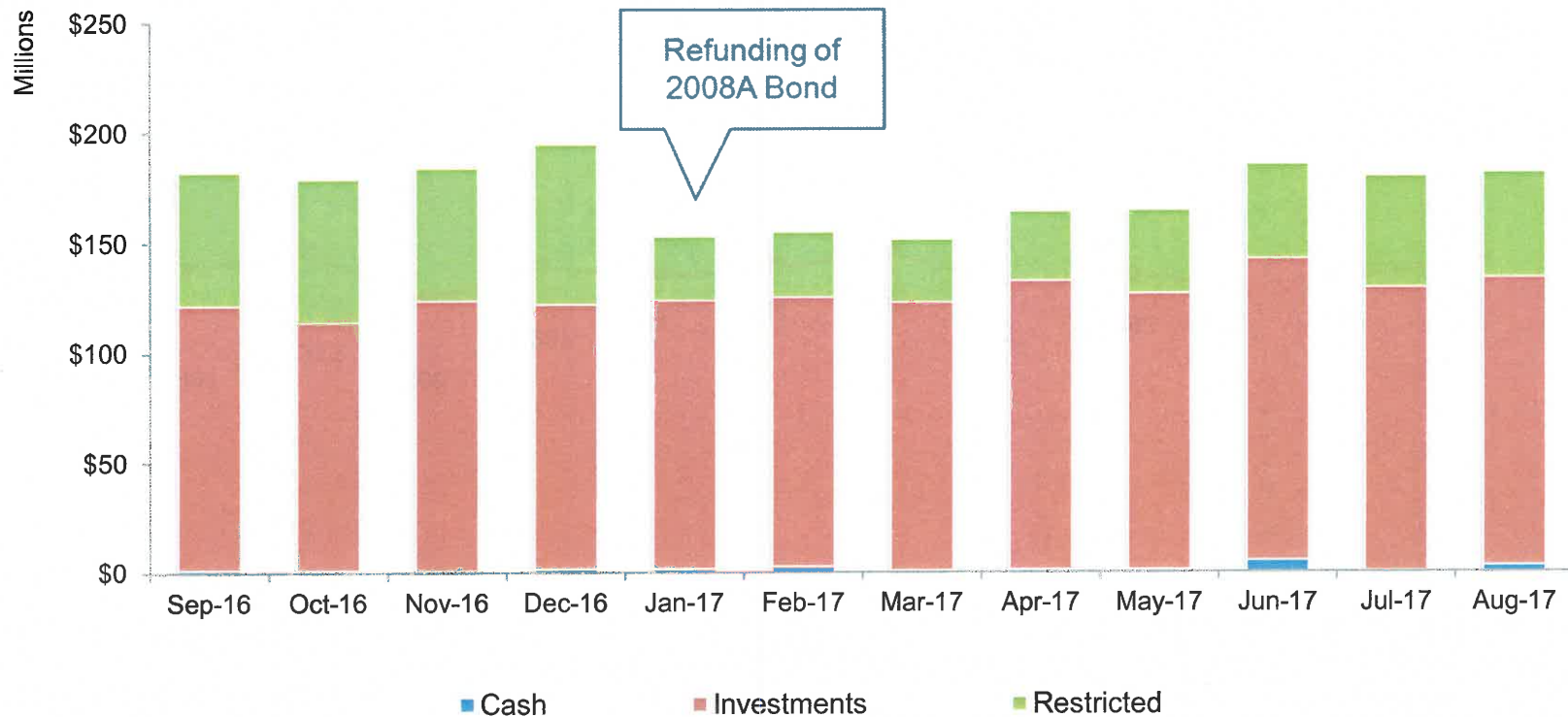
Description	July 2017 (\$ million)	July 2017 (\$ million)	Increase (Decrease) (\$ million)
Total Cash, Investments, and Restricted Deposits	\$179.4	\$182.6	(\$3.2)
Total Investment Portfolio	\$131.2	\$129.1	\$2.1
Investment Portfolio Yield	1.124%	1.116%	0.008%
Weighted Average Duration (years)	0.74	0.79	(0.05)
Average Cash on Hand (days)	282	292	(10)

## Portfolio

Authorized Investments	Allowable Threshold (\$ million or %)	Investment Value as of August 31, 2017				Average Yield	Portfolio % (Unrestricted)
		Under 1 Year	1 – 3 Years	Over 3 Years	Total		
LAIF	\$65	\$33.2			\$33.2	1.08%	25.3%
CalTrust	n/a	\$10.2	\$ 6.0		\$16.2	1.24%	12.3%
CAMP	n/a	\$18.2			\$18.2	1.14%	13.9%
Citizens Business Bank - Sweep	40%	\$15.2			\$15.2	0.56%	11.6%
Brokered CD's	30%	\$ 1.7	\$ 0.5	\$0.2	\$ 2.4	1.50%	1.8%
Commercial Paper	25%	\$ 2.0			\$ 2.0	1.31%	1.5%
<b>Medium Term Notes</b>	<b>10%</b>	<b>\$ 5.5</b>	<b>\$ 8.1</b>		<b>\$13.6</b>	<b>1.32%</b>	<b>10.4%</b>
Municipal Bond	10%		\$ 1.0		\$ 1.0	1.75%	0.8%
US Treasury Note	n/a		\$ 2.0		\$ 2.0	1.35%	1.5%
US Government Securities	n/a	\$ 5.2	\$22.2		\$27.4	1.23%	20.9%
<b>Total</b>		<b>\$91.2</b>	<b>\$39.8</b>	<b>\$0.2</b>	<b>\$131.2</b>	<b>1.124%</b>	<b>100%</b>

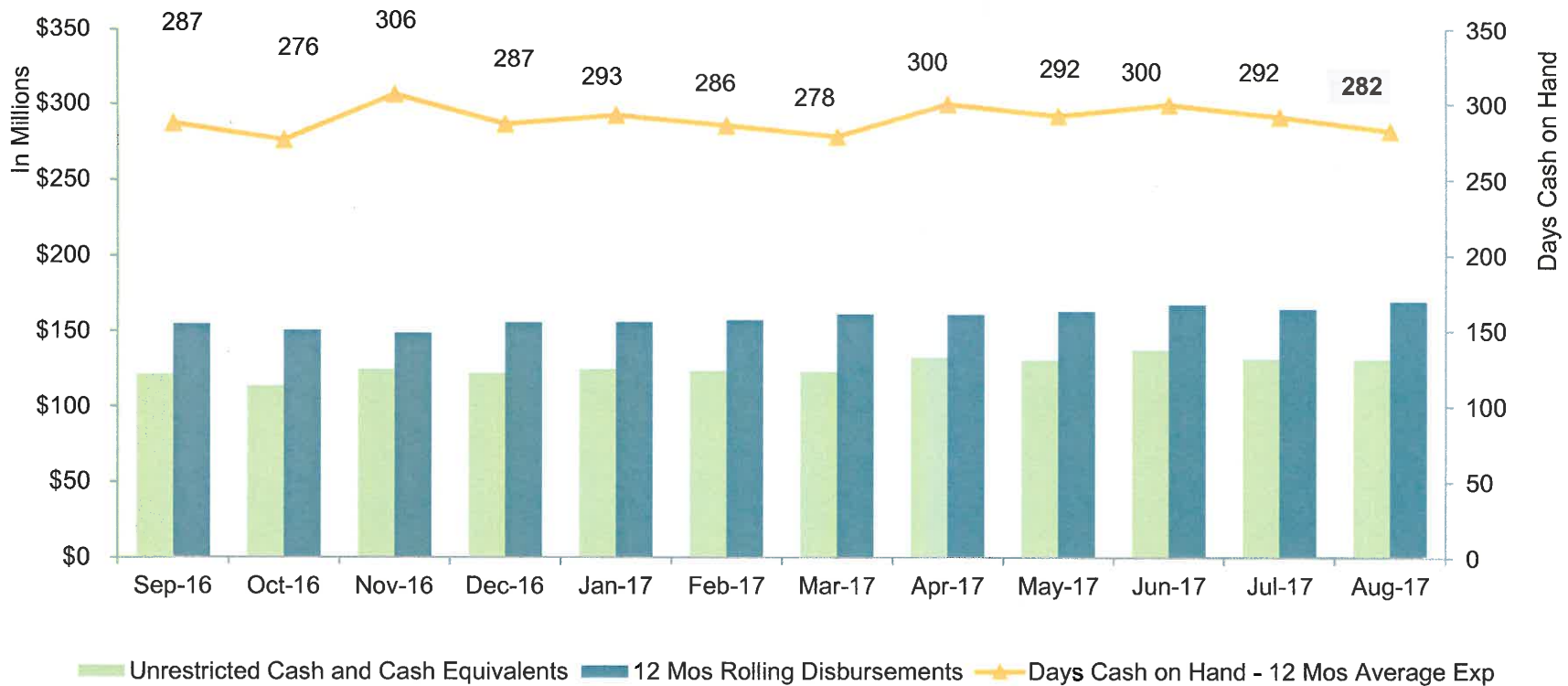


# Cash, Investments, and Restricted Deposits

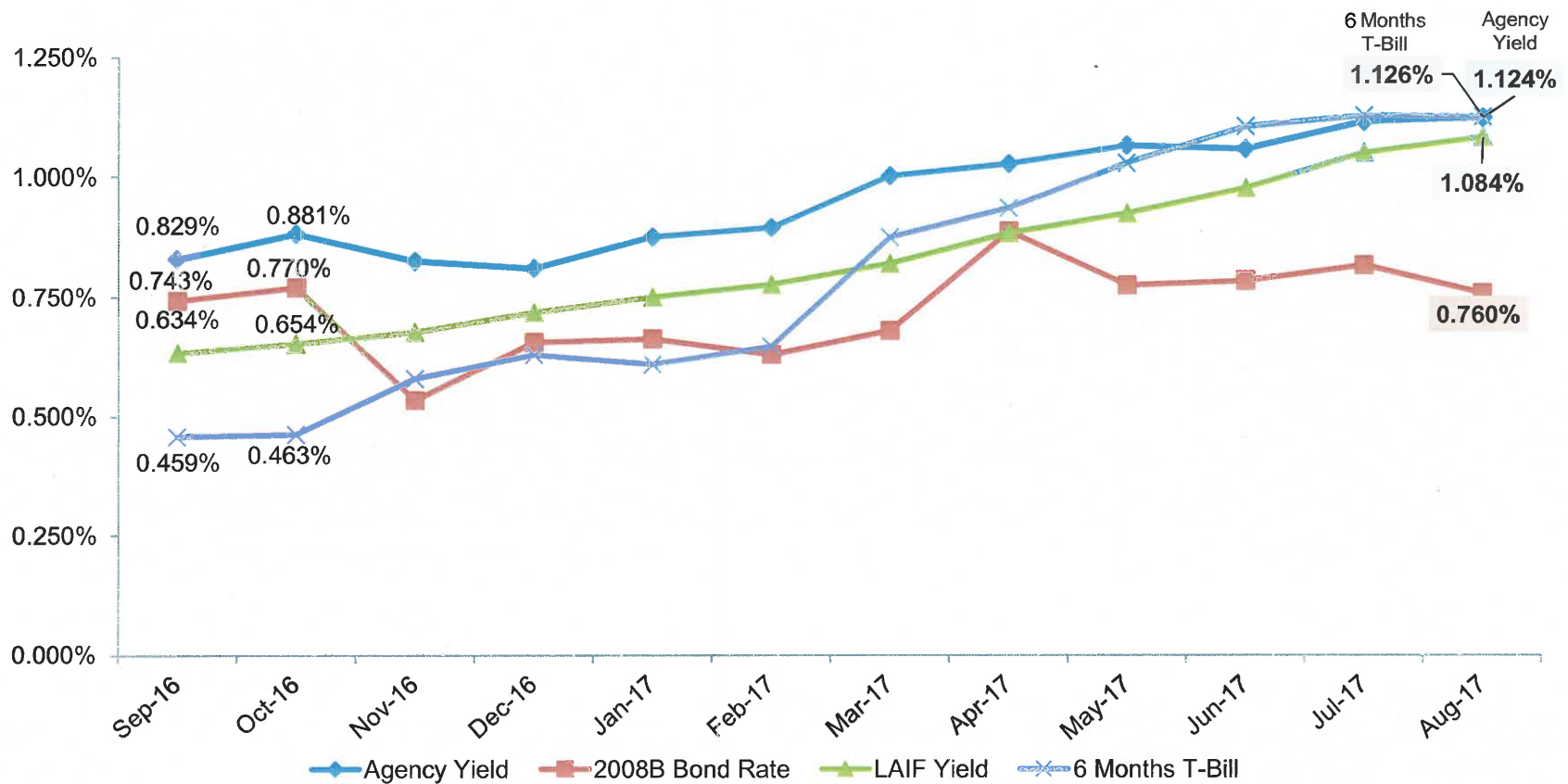




# Days Cash on Hand 12 Months Rolling Average



# Month End Portfolio Yield Composition





# Questions?

*The Treasurer's Report of Financial Affairs is consistent with the Agency's business goal of fiscal responsibility*

## TREASURER'S REPORT OF FINANCIAL AFFAIRS

For the Month Ended August 31, 2017



All investment transactions have been executed in accordance with the criteria stated in the Agency's Investment Policy (Resolution No. 2017-4-1) adopted by the Inland Empire Utilities Agency's Board of Directors during its regular meeting held on April 19, 2017.

The funds anticipated to be available during the next six-month period are expected to be sufficient to meet all foreseen expenditures during the period.

\* A Municipal Water District

# INLAND EMPIRE UTILITIES AGENCY

## Cash and Investment Summary

Month Ended  
August 31, 2017

	<u>August</u>	<u>July</u>
<b><u>Cash, Bank Deposits, and Bank Investment Accounts</u></b>	\$207,276	\$2,632,524
<b><u>Investments</u></b>		
Citizens Business Bank (CBB) Repurchase (Sweep)	\$15,179,020	\$13,116,481
Local Agency Investment Fund (LAIF)	33,141,232	33,176,305
CalTrust	16,202,322	16,167,140
California Asset Management Program (CAMP)	18,204,289	18,186,746
Certificates of Deposit	2,421,000	2,421,000
Municipal Bonds	997,496	997,389
Commercial Paper	1,999,647	1,997,460
Medium Term Notes	13,590,847	13,593,596
U.S. Treasury Notes	1,992,210	1,991,832
U.S. Government Sponsored Entities	27,429,101	27,428,437
<b>Total Investments</b>	<u>\$131,157,164</u>	<u>\$129,076,386</u>
<b>Total Cash and Investments Available to the Agency</b>	<u>\$131,364,440</u>	<u>\$131,708,910</u>
<b><u>Restricted Deposits</u></b>		
Debt Service Accounts	\$2,558,745	\$7,269,956
CCRA Deposits Held by Member Agencies	33,213,513	31,507,738
OPEB (CERBT) Account	11,940,649	11,826,015
Escrow Deposits	359,911	335,823
<b>Total Restricted Deposits</b>	<u>\$48,072,818</u>	<u>\$50,939,532</u>
<b>Total Cash, Investments, and Restricted Deposits</b>	<u><u>\$179,437,258</u></u>	<u><u>\$182,648,442</u></u>

**INLAND EMPIRE UTILITIES AGENCY**  
**Cash and Investment Summary**

Month Ended  
August 31, 2017

**Cash, Bank Deposits, and Bank Investment Accounts**

CBB Demand Account (Offset by CBB Sweep Balance)	\$93,202
CBB Workers' Compensation Account	31,615
Subtotal Demand Deposits	\$124,817

**Other Cash and Bank Accounts**

Petty Cash	\$2,250
Subtotal Other Cash	\$2,250

**US Bank Pre-Investment Money Market Account**

\$80,209

***Total Cash and Bank Accounts***

\$207,276

**Investments**

**CBB Repurchase (Sweep) Investments**

FNMA	\$15,179,020
Subtotal CBB Repurchase (Sweep)	\$15,179,020

**Local Agency Investment Fund (LAIF)**

LAIF Fund	\$33,141,232
Subtotal Local Agency Investment Fund	\$33,141,232

**CalTrust**

Short Term	\$10,194,431
Medium Term - Restricted	6,007,891
Subtotal CalTrust	\$16,202,322

**California Asset Management Program (CAMP)**

Pool	\$18,204,289
Subtotal CAMP	\$18,204,289



**INLAND EMPIRE UTILITIES AGENCY**  
**Cash and Investment Summary**

Month Ended  
August 31, 2017

**Investments Continued**

**Brokered Certificates of Deposit**

Brokered Certificates of Deposit	\$2,421,000
Subtotal Brokered Certificates of Deposit	\$2,421,000

**Commercial Paper**

Natixis NY Branch	\$1,999,647
Subtotal Commercial Paper	\$1,999,647

**Municipal Bonds**

State and Local Municipal Bonds	\$997,496
Subtotal Municipal Bonds	\$997,496

**Medium Term Notes**

John Deere Capital Corp.	\$1,000,091
Toyota Motor Credit Corp.	2,000,000
JP Morgan Chase & Co.	999,752
Johnson & Johnson	2,012,134
Microsoft	2,061,800
Exxon Mobil	2,509,026
Wells Fargo Bank N.A.	3,008,044
Subtotal Medium Term Notes	\$13,590,847

**U.S. Treasury Notes**

Treasury Note	\$1,992,210
Subtotal U.S. Treasury Notes	\$1,992,210

**U.S. Government Sponsored Entities**

Fannie Mae Bank	\$3,749,667
Freddie Mac Bank	7,486,539
Federal Farm Credit Bank	13,194,495
Federal Home Loan Bank	2,998,400
Subtotal U.S. Government Sponsored Entities	\$27,429,101

<b><i>Total Investments</i></b>	<b>\$131,157,164</b>
---------------------------------	----------------------

**INLAND EMPIRE UTILITIES AGENCY**  
**Cash and Investment Summary**

Month Ended  
August 31, 2017

**Restricted Deposits**

**Debt Service**

08B Debt Service Accounts	\$2,547,527
10A Debt Service Accounts	155
17A Debt Service Accounts	11,063
Subtotal Debt Service	\$2,558,745

**CCRA Deposits Held by Member Agencies**

City of Chino	\$4,574,241
Cucamonga Valley Water District	3,393,495
City of Fontana	4,820,366
City of Montclair	884,507
City of Ontario	11,914,387
City of Chino Hills	6,245,667
City of Upland	1,380,850
Subtotal CCRA Deposits Held by Member Agencies	\$33,213,513

**CalPERS**

OPEB (CERBT) Account	\$11,940,649
Subtotal CalPERS Accounts	\$11,940,649

**Escrow Deposits**

Kemp Brothers Construction	\$359,911
Subtotal Escrow Deposits	\$359,911

***Total Restricted Deposits***

\$48,072,818

***Total Cash, Investments, and Restricted Deposits as of August 31, 2017***

\$179,437,258

Total Cash, Investments, and Restricted Deposits as of 08/31/17

\$179,437,258

Less: Total Cash, Investments, and Restricted Deposits as of 07/31/17

182,648,442

***Total Monthly Increase (Decrease)***

(\$3,211,184)

**INLAND EMPIRE UTILITIES AGENCY**  
**Cash and Investment Summary**  
Month Ended  
August 31, 2017

	Credit Rating @ Purchase		CHANGES IN Credit Rating		Par	Cost Basis	Term	August	August	% Coupon	% Yield to Maturity	Maturity	Market
	S&P	Moody's	S&P	Moody's	Amount	Amount	(Days)	Amortization	Value			Date	Value
<b>Cash, Bank Deposits, and Bank Investment Accounts</b>													
<b>Citizens Business Bank (CBB)</b>													
Demand Account*					\$93,202	\$93,202	N/A	N/A	\$93,202		N/A	N/A	\$93,202
Payroll Checking					-	-	N/A	N/A	\$0		N/A	N/A	-
Workers' Compensation Account					31,615	31,615	N/A	N/A	\$31,615		N/A	N/A	31,615
Subtotal CBB Accounts					\$124,817	\$124,817			\$124,817				\$124,817
<b>Bank of America (BoFA)</b>													
Payroll Checking					\$0	\$0	N/A	N/A	\$0		N/A	N/A	\$0
Payroll Tax Checking					0	-	N/A	N/A	-		N/A	N/A	-
Subtotal B of A Accounts					\$0	\$0			\$0		N/A		\$0
<b>US Bank (USB)</b>													
Federated Automated MMA					\$80,209	\$80,209	N/A	N/A	\$80,209		0.47%	N/A	\$80,209
Subtotal USB Account					\$80,209	\$80,209			\$80,209		0.47%		\$80,209
<b>Petty Cash</b>													
					\$2,250	\$2,250	N/A	N/A	\$2,250		N/A	N/A	\$2,250
<b>Total Cash, Bank Deposits and Bank Investment Accounts</b>													
					\$207,276	\$207,276			\$207,276				\$207,276
<i>*Negative demand checking balance is offset by the Daily Repurchase (Sweep) Account balance</i>													
<b>Investments</b>													
<b>CBB Daily Repurchase (Sweep) Accounts</b>													
FNMA					\$15,179,020	\$15,179,020			\$15,179,020		0.56%		\$15,179,020
Subtotal CBB Repurchase Accounts					\$15,179,020	\$15,179,020			\$15,179,020		0.56%		\$15,179,020
<b>LAIF Accounts</b>													
Non-Restricted Funds					\$33,141,232	\$33,141,232	N/A	N/A	\$33,141,232		1.084%	N/A	\$33,141,232
Subtotal LAIF Accounts					\$33,141,232	\$33,141,232			\$33,141,232		1.084%		\$33,141,232
<b>CALTRUST Accounts</b>													
Short-Term					\$10,194,431	\$10,194,431	N/A	N/A	\$10,194,431		1.15%	N/A	\$10,194,431
Medium-Term (Self Insurance Reserves)					6,007,891	6,007,891	N/A	N/A	6,007,891		1.38%	N/A	6,007,891
Subtotal CalTrust Accounts					\$16,202,322	\$16,202,322			\$16,202,322		1.235%		\$16,202,322
<b>CAMP Accounts</b>													
Short-Term					\$18,204,289	\$18,204,289	N/A	N/A	\$18,204,289		1.14%	N/A	\$18,204,289
Subtotal CAMP Accounts					\$18,204,289	\$18,204,289			\$18,204,289		1.14%		\$18,204,289

**INLAND EMPIRE UTILITIES AGENCY**  
**Cash and Investment Summary**  
Month Ended  
August 31, 2017

	Credit Rating @ Purchase		CHANGES IN Credit Rating		Par Amount	Cost Basis Amount	Term (Days)	August Amortization	August Value	% Coupon	% Yield to Maturity	Maturity Date	Market Value
	S&P	Moody's	S&P	Moody's									
<b>Investments (continued)</b>													
<b>Brokered Certificates of Deposit (CDs)</b>													
Sallie Mae Bank	N/A				\$248,000	\$248,000	743		\$248,000	1.15%	1.15%	11/06/17	\$248,057
Key Bank National Association	N/A				248,000	248,000	732		248,000	1.10%	1.10%	11/13/17	248,060
Capital One Bank	N/A				240,000	240,000	916		240,000	1.35%	1.35%	01/16/18	240,146
Goldman Sachs Bank USA	N/A				240,000	240,000	916		240,000	1.40%	1.40%	01/16/18	240,192
BMW Bank of North America	N/A				240,000	240,000	915		240,000	1.40%	1.40%	01/17/18	240,192
American Express Bank	N/A				240,000	240,000	1097		240,000	1.70%	1.70%	07/16/18	240,101
American Express Centurion	N/A				240,000	240,000	1097		240,000	1.70%	1.70%	07/16/18	240,101
Ally Bank	N/A				243,000	243,000	722		243,000	1.45%	1.45%	03/11/19	242,419
Wells Fargo Bank	N/A				242,000	242,000	729		242,000	1.55%	1.55%	03/15/19	241,775
Synchrony Bank	N/A				240,000	240,000	1827		240,000	2.25%	2.25%	10/02/20	242,734
Subtotal Brokered CDs					\$2,421,000	\$2,421,000		\$0	\$2,421,000		1.50%		\$2,423,776
<b>US Treasury Note</b>													
US Treasury Note					\$2,000,000	\$1,990,000	808	379	\$1,992,210	1.125%	1.35%	05/31/19	\$1,993,600
Subtotal US Treasuries					\$2,000,000	\$1,990,000		\$379	\$1,992,210		1.35%		\$1,993,600
<b>U.S. Government Sponsored Entities</b>													
Federal Farm Credit Bank	AA+	Aaa			\$5,195,000	\$5,199,431	447	(303)	\$5,195,429	0.75%	0.68%	09/13/17	\$5,194,376
Federal Home Loan Bank	AA+	Aaa			1,000,000	1,000,380	713	(16)	1,000,265	1.25%	1.23%	01/18/19	999,090
Federal Farm Credit Bank	AA+	Aaa			3,000,000	3,000,000	1,079		3,000,000	1.15%	1.15%	02/22/19	2,982,150
Freddie Mac Bond	AA+	Aaa			1,000,000	1,003,132	1,023	(95)	1,001,718	1.25%	1.14%	03/15/19	997,440
Federal Farm Credit	AA+	Aaa			1,500,000	1,499,411	720	25	1,499,537	1.40%	1.42%	03/27/19	1,499,100
Federal Farm Credit	AA+	Aaa			1,500,000	1,499,400	720	25	1,499,529	1.40%	1.42%	03/27/19	1,499,100
Federal Home Loan Bank	AA+	Aaa			2,000,000	1,997,600	801	92	1,998,135	1.375%	1.43%	05/24/19	1,999,760
Freddie Mac Bond	AA+	Aaa			2,000,000	2,000,000	798		2,000,000	1.55%	1.55%	06/06/19	2,000,080
Federal Farm Credit Bank	AA+	Aaa			2,000,000	2,000,000	1,460		2,000,000	1.52%	1.52%	06/24/19	2,003,760
Freddie Mac Bond	AA+	Aaa			1,500,000	1,500,000	1,080		1,500,000	1.15%	1.15%	07/26/19	1,481,745
Fannie Mae Step Bond	AA+	Aaa			1,500,000	1,500,000	1,080		1,500,000	1.00%	1.33%	07/26/19	1,491,225
Fannie Mae Bond	AA+	Aaa			900,000	899,460	1,153	14	899,667	1.25%	1.27%	08/23/19	892,512
Fannie Mae Bond	AA+	Aaa			1,350,000	1,350,000	1,157		1,350,000	1.25%	1.25%	08/26/19	1,341,671
Freddie Mac Bond	AA+	Aaa			3,000,000	2,972,928	1,359	618	2,984,821	1.25%	1.50%	10/02/19	2,987,460
Subtotal U.S. Gov't Sponsored Entities					\$27,445,000	\$27,421,742		\$360	\$27,429,101		1.23%		\$27,369,469

(As of August 2011, all US GSE's have been downgraded to AA+ Rating by S&P)

# INLAND EMPIRE UTILITIES AGENCY

## Cash and Investment Summary

Month Ended  
August 31, 2017

	Credit Rating @ Purchase		CHANGES IN Credit Rating		Par	Cost Basis	Term	August	August	% Coupon	% Yield to Maturity	Maturity	Market
	S&P	Moody's	S&P	Moody's	Amount	Amount	(Days)	Amortization	Value			Date	Value
<b>Commercial Paper</b>													
Natixis NY Branch	A-	A2			\$2,000,000	\$1,986,877	182	2,187	\$1,999,647	1.29%	1.307%	09/05/17	\$1,999,720
Subtotal Commercial Paper					\$2,000,000	\$1,986,877		\$2,187	\$1,999,647		1.31%		\$1,999,720
<b>Municipal Bonds</b>													
San Diego Redevelopment Agency	AA	N/R			\$1,000,000	\$996,800	934	\$106	\$997,496	1.625%	1.75%	09/01/19	\$995,140
Subtotal State and Local Municipal Bonds					\$1,000,000	\$996,800		\$106	\$997,496		1.75%		\$995,140
<b>Medium Term Notes</b>													
John Deere Capital Corp	A	A2			\$1,000,000	\$1,004,000	1,754	(71)	\$1,000,091	1.20%	1.11%	10/10/17	\$999,860
Wells Fargo Bank	AA-	Aa2			1,500,000	1,502,565	301	(259)	1,501,203	1.65%	1.44%	01/22/18	1,500,945
Toyota Motor Credit Corp	AA-	Aa3			2,000,000	2,000,000	1,045		2,000,000	1.10%	1.10%	04/25/18	1,988,640
JP Morgan Chase & Co	A-	A3			1,000,000	999,000	1,037	30	999,752	1.625%	1.66%	05/15/18	1,000,450
Johnson & Johnson	AAA	Aaa			2,000,000	2,027,480	1,044	(816)	2,012,134	1.65%	1.16%	12/05/18	2,006,240
Microsoft	AAA	Aaa			2,050,000	2,076,691	1,045	(792)	2,061,800	1.625%	1.16%	12/06/18	2,058,815
Exxon Mobil	AA+	Aaa			1,000,000	1,005,750	763	(234)	1,004,122	1.708%	1.43%	03/01/19	1,002,240
Exxon Mobil	AA+	Aaa			1,500,000	1,506,285	712	(271)	1,504,904	1.819%	1.59%	03/15/19	1,506,810
Wells Fargo Bank	AA-	Aa2			1,500,000	1,511,655	1,061	(336)	1,506,841	1.75%	1.48%	05/24/19	1,501,005
Subtotal Medium Term Notes					\$13,550,000	\$13,633,426		(2,749)	\$13,590,847		1.32%		\$13,565,005
<b>Total Investments</b>					<b>\$131,142,863</b>	<b>\$131,176,708</b>			<b>\$131,157,164</b>				<b>\$131,073,573</b>
<i>(Source of Investment Market Value: US Bank)</i>													
<b>Restricted Deposits</b>													
<b>Debt Service and Arbitrage Accounts</b>													
08B Debt Service Accounts					\$2,547,527	\$2,547,527	N/A	N/A	\$2,547,527		0.45%		\$2,547,527
10A Debt Service Accounts					155	155	N/A	N/A	155		0.20%		155
17A Debt Service Accounts					11,063	11,063	N/A	N/A	11,063		0.20%		11,063
<b>Total Debt Service Accounts</b>					<b>\$2,558,745</b>	<b>\$2,558,745</b>			<b>\$2,558,745</b>		<b>0.45%</b>		<b>\$2,558,745</b>

# INLAND EMPIRE UTILITIES AGENCY

## Cash and Investment Summary

Month Ended  
August 31, 2017

	Credit Rating @ Purchase		CHANGES IN Credit Rating		Par	Cost Basis	Term	August	August	% Coupon	% Yield to Maturity	Maturity	Market
	S&P	Moody's	S&P	Moody's	Amount	Amount	(Days)	Amortization	Value		Date	Value	
<b>CCRA Deposits Held by Member Agencies</b>													
City of Chino					\$4,574,241	\$4,574,241	N/A	N/A	\$4,574,241		N/A	N/A	\$4,574,241
City of Chino Hills					6,245,667	6,245,667	N/A	N/A	6,245,667		N/A	N/A	6,245,667
Cucamonga Valley Water District					3,393,495	3,393,495	N/A	N/A	3,393,495		N/A	N/A	3,393,495
City of Fontana					4,820,366	4,820,366	N/A	N/A	4,820,366		N/A	N/A	4,820,366
City of Montclair					884,507	884,507	N/A	N/A	884,507		N/A	N/A	884,507
City of Ontario					11,914,387	11,914,387	N/A	N/A	11,914,387		N/A	N/A	11,914,387
City of Upland					1,380,850	1,380,850	N/A	N/A	1,380,850		N/A	N/A	1,380,850
<i>Subtotal CCRA Deposits Held by Member Agencies</i>					\$33,213,513	\$33,213,513			\$33,213,513				\$33,213,513
<i>Reported total as of June 2017</i>													
<b>CalPERS Deposits</b>													
OPEB (CERBT) Account					\$11,000,000	\$11,000,000	N/A	N/A	\$11,940,649		N/A	N/A	\$11,940,649
Subtotal CalPERS Deposits					\$11,000,000	\$11,000,000			\$11,940,649				\$11,940,649
<i>As of August 31st, the 1 year net return is 4.41%</i>													
<b>Escrow Deposits</b>													
Kemp Brothers Construction Escrow					\$359,911	\$359,911	N/A	N/A	\$359,911		N/A	N/A	\$359,911
Subtotal Escrow Deposits					\$359,911	\$359,911			\$359,911				\$359,911
<b>Total Restricted Deposits</b>					<b>\$47,121,106</b>	<b>\$47,121,106</b>			<b>\$48,072,818</b>				<b>\$48,061,755</b>
<b>Total Cash, Investments, and Restricted Deposits as of August 31, 2017</b>					<b>\$178,471,245</b>	<b>\$178,505,090</b>			<b>\$179,437,258</b>				<b>\$179,342,604</b>





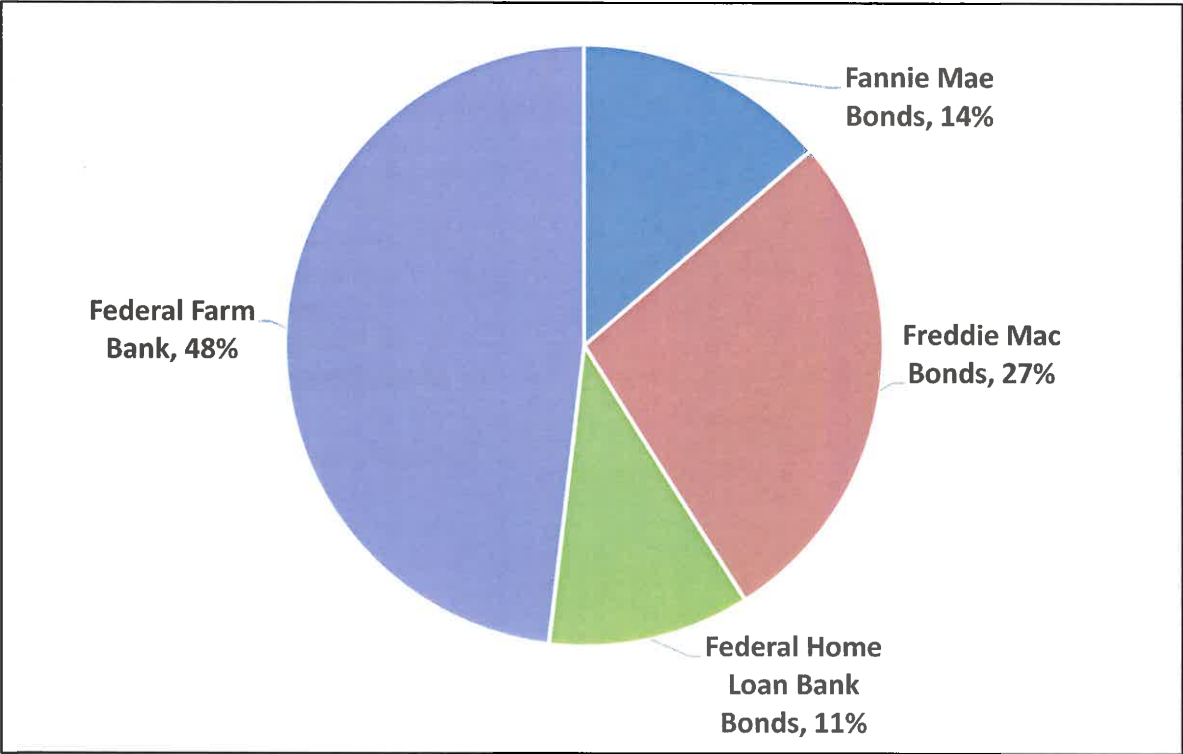
**INLAND EMPIRE UTILITIES AGENCY**  
**Cash and Investment Summary**

Month Ended  
August 31, 2017

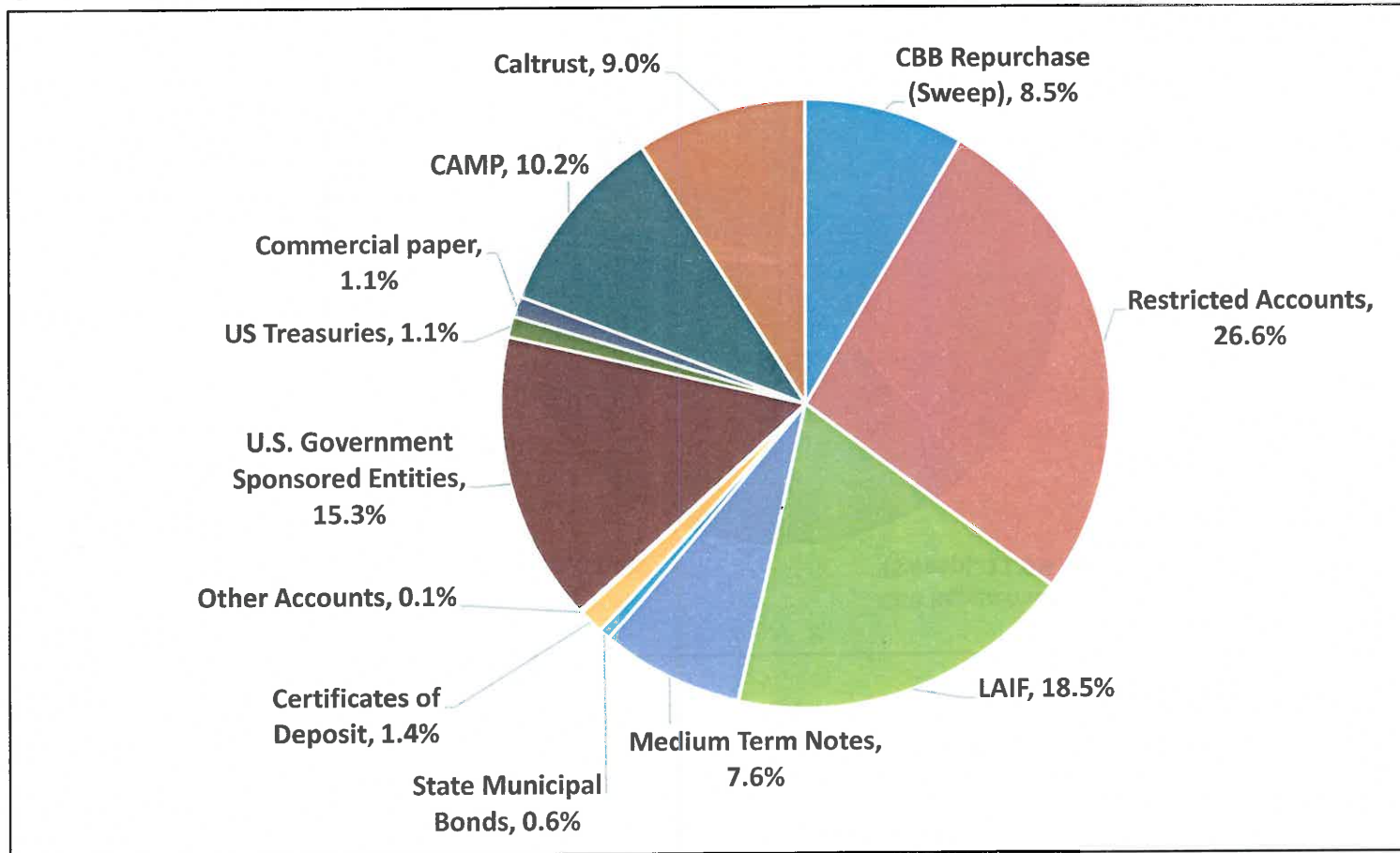
<u>Directed Investment Category</u>	<u>Amount Invested</u>	<u>Yield</u>
CBB Repurchase (Sweep)	\$15,179,020	0.560%
LAIF	33,141,232	1.084%
CalTrust	16,202,322	1.235%
CAMP	18,204,289	1.140%
Brokered Certificates of Deposit	2,421,000	1.502%
Medium Term Notes	13,590,847	1.319%
Municipal Bonds	997,496	1.753%
Commercial Paper	1,999,647	1.307%
US Treasury Notes	1,992,210	1.352%
U.S. Government Sponsored Entities	27,429,101	1.227%
<b>Total Investment Portfolio</b>	<b>\$131,157,164</b>	
<b>Investment Portfolio Rate of Return</b>		<b>1.124%</b>
<u>Restricted/Transitory/Other Accounts</u>	<u>Amount Invested</u>	<u>Yield</u>
CCRA Deposits Held by Member Agencies	\$33,213,513	N/A
CalPERS OPEB (CERBT) Account	11,940,649	N/A
US Bank - 2008B Debt Service Accounts	2,547,527	0.450%
US Bank - 2010A Debt Service Accounts	155	0.200%
US Bank - 2017A Debt Service Accounts	11,063	0.200%
US Bank - Pre-Investment Money Market Account	80,209	0.470%
Citizens Business Bank - Demand Account	93,202	N/A
Citizens Business Bank - Workers' Compensation Account	31,615	N/A
Other Accounts*	2,250	N/A
Escrow Account	359,911	N/A
<b>Total Restricted/Transitory/Other Accounts</b>	<b>\$48,280,094</b>	
<b>Average Yield of Other Accounts</b>		<b>0.451%</b>
<b>Total Agency Directed Deposits</b>	<b>\$179,437,258</b>	

\*Petty Cash

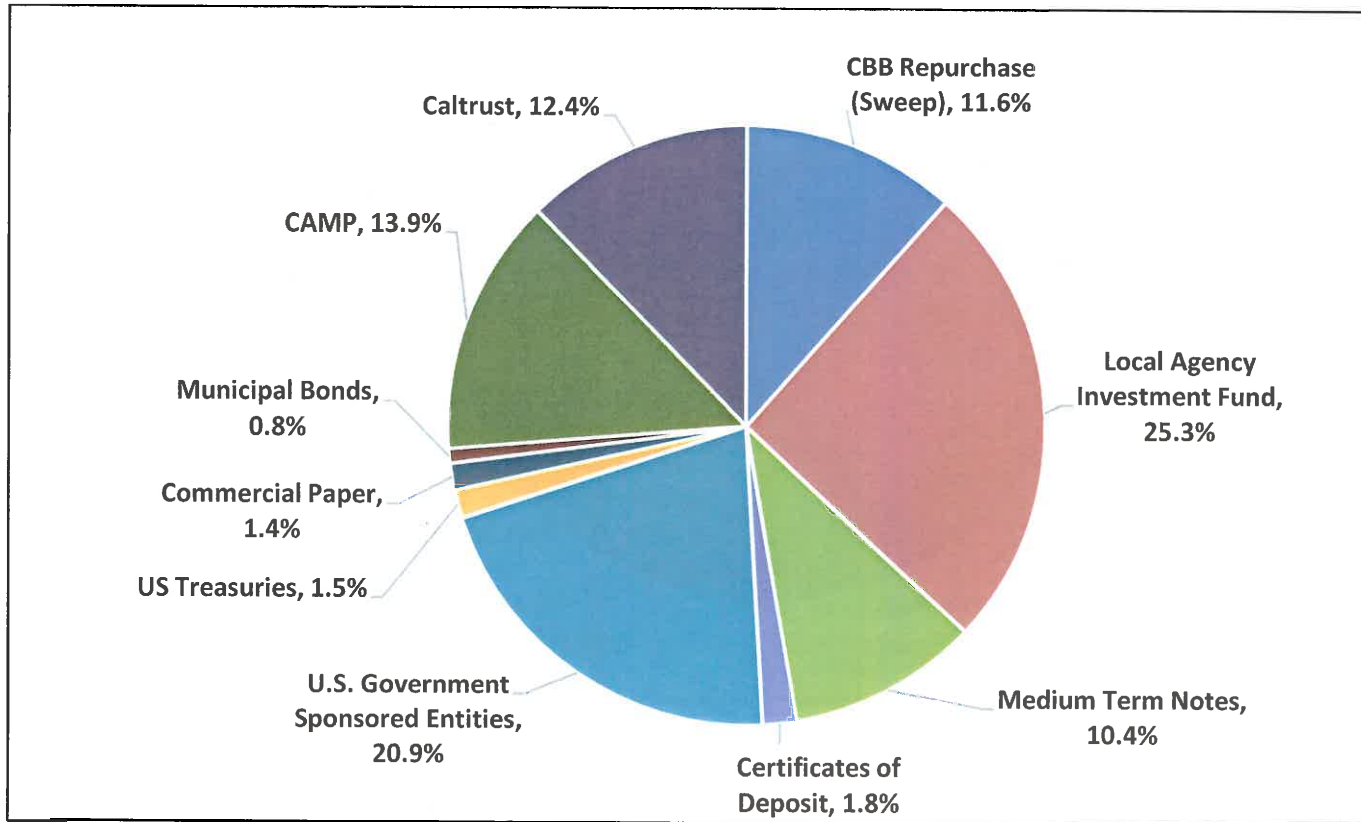
***Inland Empire Utilities Agency***  
**Treasurer's Report of Financial Affairs**  
**For the Month Ended August 31, 2017**  
**U.S. Government Sponsored Entities Portfolio**  
**\$27,429,101**



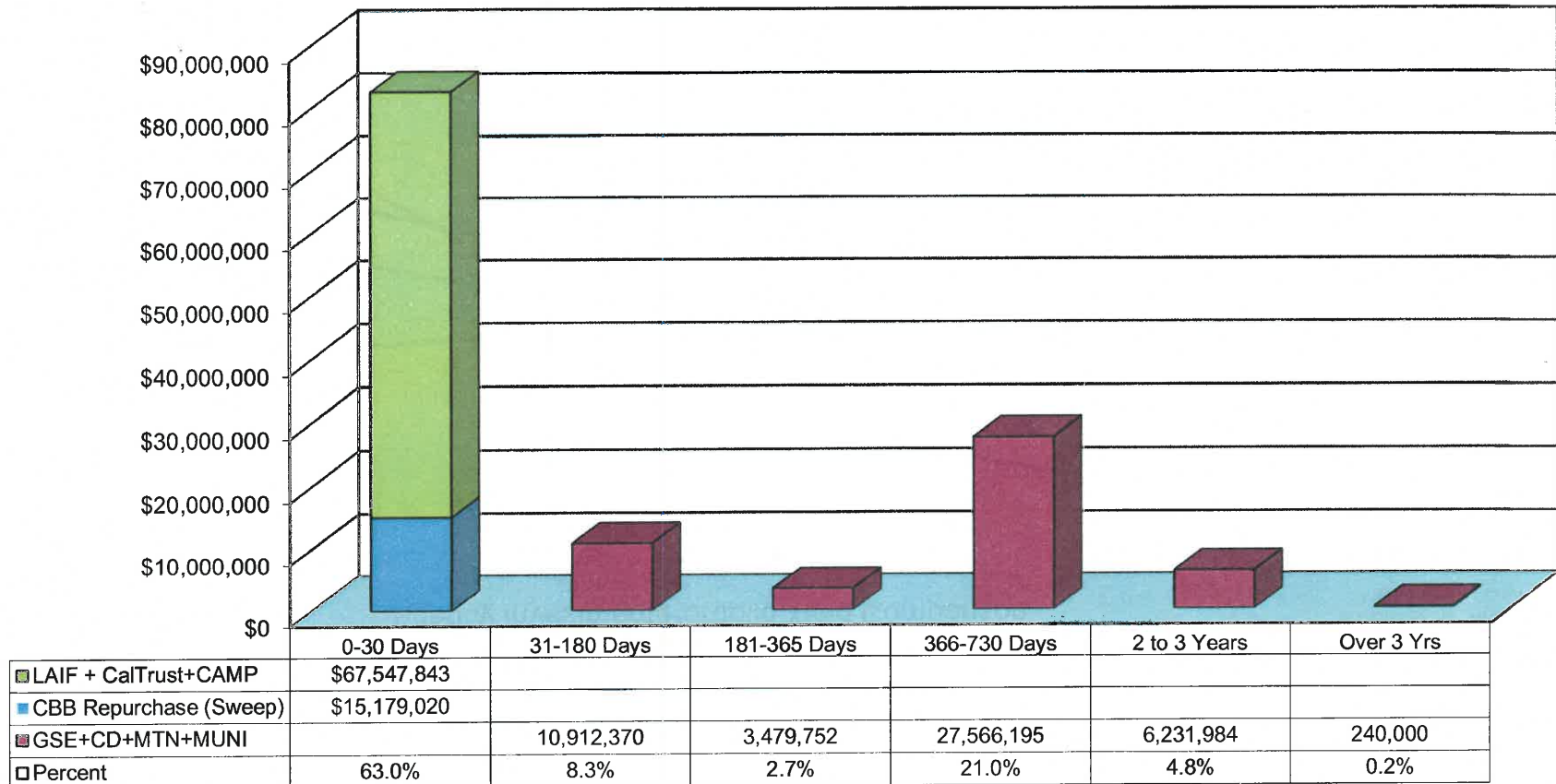
***Inland Empire Utilities Agency***  
**Treasurer's Report of Financial Affairs**  
**For the Month Ended August 31, 2017**  
**Agency Investment Portfolio (Net of Escrow Accounts)**  
**\$179,077,347**



***Inland Empire Utilities Agency***  
**Treasurer's Report of Financial Affairs**  
**For the Month Ended August 31, 2017**  
**Unrestricted Agency Investment Portfolio**  
**\$131,157,164**



**Inland Empire Utilities Agency**  
**Treasurer's Report of Financial Affairs**  
For the Month Ended August 31, 2017  
**Agency Investment Portfolio Maturity Distribution (Unrestricted)**  
**\$131,157,164**





**Inland Empire Utilities Agency**  
**Treasurer's Report of Financial Affairs**  
**For the Month Ended August 31, 2017**  
**Agency Investment Portfolio Yield Comparison**

