



Regional Sewerage Program Technical Committee Meeting

AGENDA

Thursday, January 29, 2015

4:00 p.m.

Location

Inland Empire Utilities Agency
6075 Kimball Avenue
Chino, CA 91708

Thursday, January 29, 2015

Call to Order and Roll Call

1. Approval of Minutes

- A. Minutes of November 20, 2014 Meeting

2. Informational Items

- A. Draft Ten-Year Capital Improvement Plan (PowerPoint)
- B. Draft Five-Year Rates and Budget (Written/PowerPoint)

3. Receive and File

- A. Draft Special Joint IEUA/Regional Policy Committee Agenda
- B. Draft Minutes of the Pretreatment Committee
- C. Planning Documents Update
- D. Building Activity Report (YTD)
- E. Recycled Water Operations Summary
- F. IEUA 2nd Quarter Water Update


4. Other Business

- A. IEUA General Manager's Update
- B. Committee Member Requested Agenda Items for Next Meeting
- C. Committee Member Comments
- D. Next Meeting –February 26, 2015

5. Adjournment

DECLARATION OF POSTING

I, Cheyanne Reseck-Francis, Administrative Assistant of the Inland Empire Utilities Agency, A Municipal Water District, hereby certify that a copy of this agenda has been posted by 5:30 p.m. in the foyer at the Agency's main office, 6075 Kimball Avenue, Building A, Chino, CA on Thursday, January 22, 2015.



Cheyanne Reseck-Francis

**APPROVAL OF
MINUTES**

1A



Regional Sewerage Program Technical Committee Meeting

MINUTES OF November 20, 2014 MEETING

CALL TO ORDER

A regular meeting of the IEUA/Regional Sewerage Program – Technical Committee was held on Thursday, November 20, 2014, at the Inland Empire Utilities Agency located at 6075 Kimball Avenue, Chino, California. Ryan Shaw, City of Ontario called the meeting to order at 4:00 p.m.

ATTENDANCE

Committee Members:

Jesus Plasencia	City of Chino
Steve Nix	City of Chino Hills
Tony Mata	City of Fontana
Mike Hudson	City of Montclair
Ryan Shaw	City of Ontario
Rosemary Hoerning	City of Upland
Braden Yu	Cucamonga Valley Water District
P. Joseph Grindstaff	Inland Empire Utilities Agency

Absent Committee Members:

Chuck Hays	City of Fontana
------------	-----------------

Others Present:

Scott Burton	City of Ontario
Joshua Aguilar	Inland Empire Utilities Agency
Stephanie Riley	Inland Empire Utilities Agency
Majid Karim	Inland Empire Utilities Agency
Craig Proctor	Inland Empire Utilities Agency
Sylvie Lee	Inland Empire Utilities Agency
Kathryn Besser	Inland Empire Utilities Agency
Chris Berch	Inland Empire Utilities Agency
Christina Valencia	Inland Empire Utilities Agency

1. APPROVAL OF MINUTES**A. Minutes of October 30, 2014 Meeting**

Motion: By Rosemary Hoerning/City of Upland and seconded by Ryan Shaw/City of Ontario to approve the minutes of the October 30, 2014 Technical Committee meeting.

Motion carried: Unanimously.

2. ACTION ITEM**A. SCADA Enterprise System Construction Contract Award**

Majid Karim/IEUA gave a presentation providing an overview of background of the project and the design of the system. Mr. Karim stated that bids are due on December 1, 2014, and bidders were prequalified to ensure qualified system integrator for enterprise success. He closed with an overview of the project's proposed cost and schedule, stating that this contract is anticipated to go to the IEUA Board on December 17, 2014.

Motion: By Mike Hudson/City of Montclair and seconded by Braden Yu/CVWD to approve the construction contract for the SCADA Enterprise System, Project No. EN13016, for the not-to-exceed amount of \$2,875,000.

Motion carried: Unanimously.

3. INFORMATIONAL ITEMS**A. Pretreatment Semi-Annual Update**

Craig Proctor/IEUA gave a presentation on the Pretreatment Semi-Annual Update stating that Ordinance No. 97 was adopted and an Enforcement Response Plan was approved in October 2014, making it necessary to reissue regional industry permits within 90 days with the updated language. Mr. Proctor also discussed the next steps in the adoption of local limits concluding that final local limits report will be submitted to the Regional Water Quality Control Board (RWQCB) in April 2015. He highlighted the Regional Pretreatment Program Audit, recent updates to the Non-Reclaimable Wastewater System wastewater disposal agreement, the SAWPA/OCSD Pretreatment Compliance Inspection and follow-up audit scheduled for December 2014, and the current status of compliance by discharging industries.

B. Annual Conservation Programs Report

Sylvie Lee/IEUA provided a presentation highlighting the current conservation programs: Landscape Transformation Program (Turf Removal), Freesprinklernozzles.com Voucher Program, IEUA Residential Landscape Retrofit Program, and the IEUA Regional Landscape Evaluation and Audit Program. She provided an overview of regional priorities, regional SBX 7-7 compliance, conservation education and outreach, water use efficiency program funding, and water savings estimates of devices installed to date.

C. Recycled Water Principles - Draft

Sylvie Lee/IEUA provided the latest draft overview stating that she is currently working on collecting member agencies' comments and will bring this item back to the Committee through the workshop scheduled in December.

D. Proposition 1

Kathy Besser/IEUA gave a presentation on Proposition 1 stating that the proposition passed with 67% of the vote and provides for new funding as well as reused funds in the amount of nearly \$810 million.

4. RECEIVE AND FILE ITEMS**A. Draft Regional Policy Committee Agenda**

The Draft Regional Policy Committee Agenda was received and filed by the Committee.

B. Building Activity Report (YTD)

The Building Activity Report (YTD) was received and filed by the Committee.

C. Recycled Water Operations Summary

The Recycled Water Operations Summary was received and filed by the Committee.

D. Annual Water Use Report

The Annual Water Use Report was received and filed by the Committee.

5. OTHER BUSINESS**A. IEUA General Manager's Update**

None.

B. Committee Member Requested Agenda Items for Next Meeting

None.

C. Committee Member Comments

None.

D. Next Meeting – December 18, 2014**6. ADJOURNMENT - Meeting was adjourned at 5:05 p.m.**

Transcribed
by:

Cheyenne Reseck-Francis
Administrative Assistant, IEUA

**INFORMATION
ITEM
2A**

FY15/16 Ten Year Capital Improvement Plan Update



Inland Empire Utilities Agency

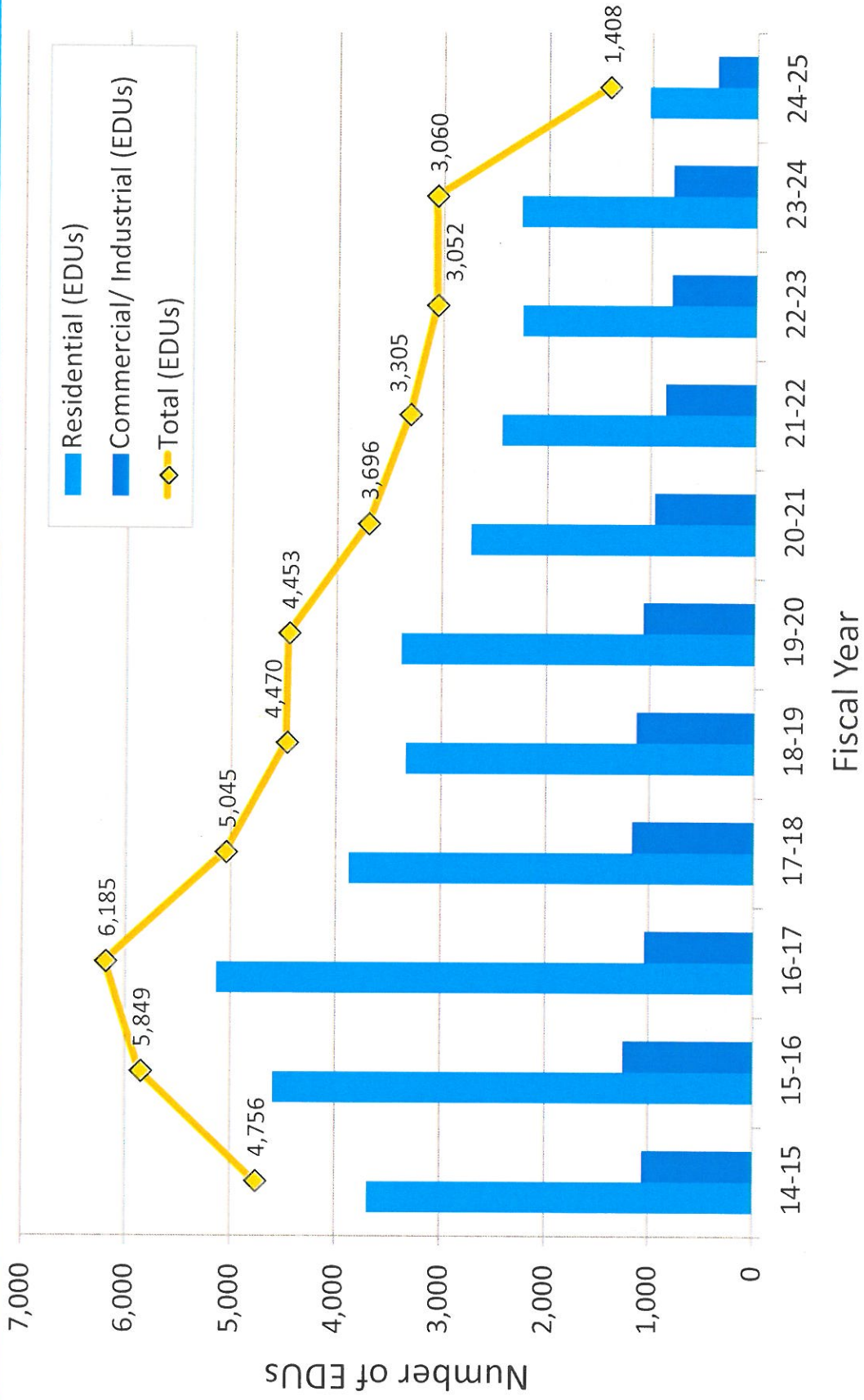
A MUNICIPAL WATER DISTRICT

January 2015

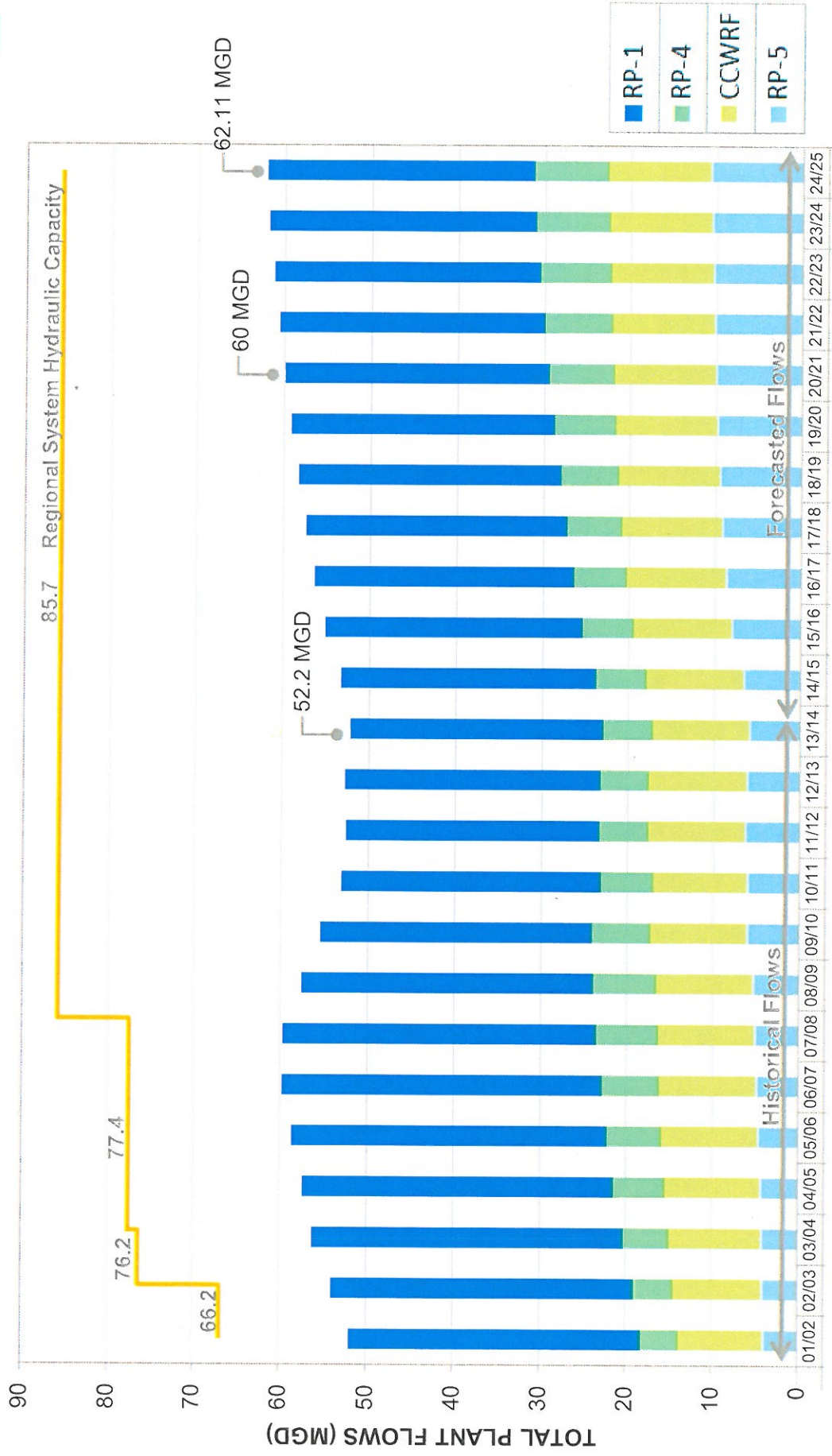
Key Drivers of FY15/16 TYCIP

- Member Agency growth projections
- Wastewater Facilities Master Plan Updated flow factors and concentrations
- Asset Management Plan
- Draft Recycled Water Program Strategy Update
- Draft Energy Management Plan
- Draft Integrated Resources Plan local reliability discussions

10-Year EDU Growth Forecast



FY15/16-FY24/25 Member Agency Wastewater Flow Projections¹



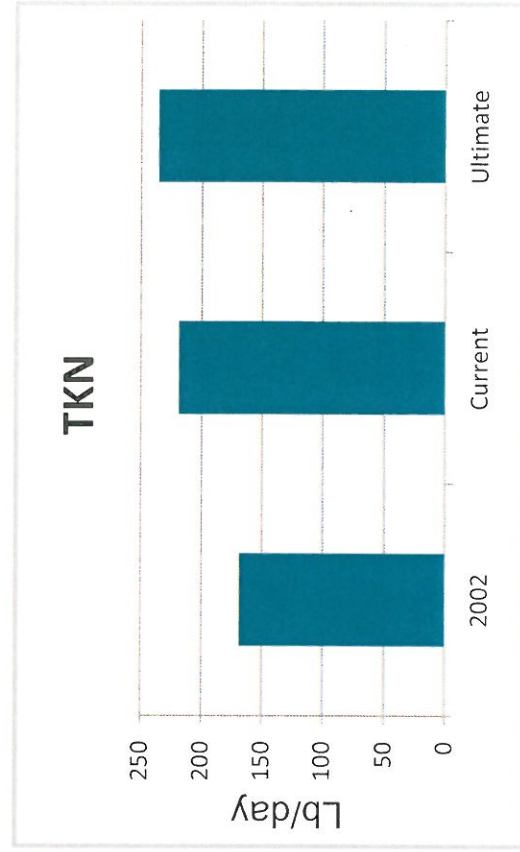
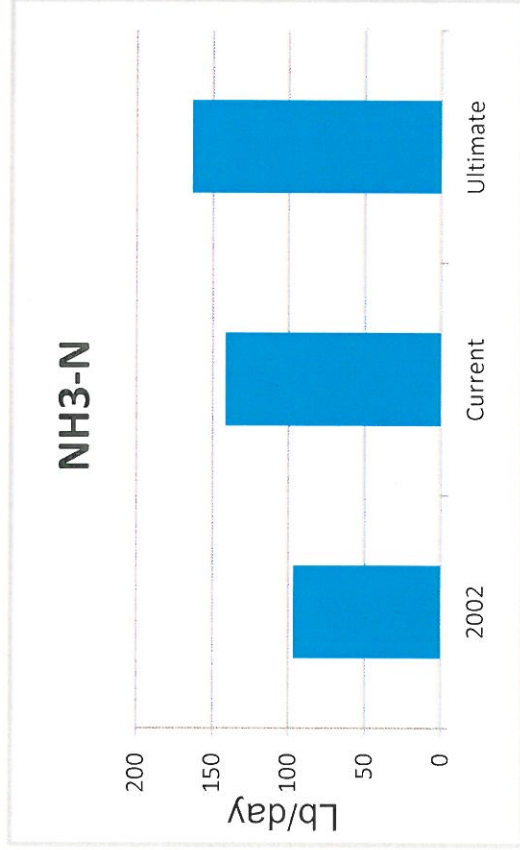
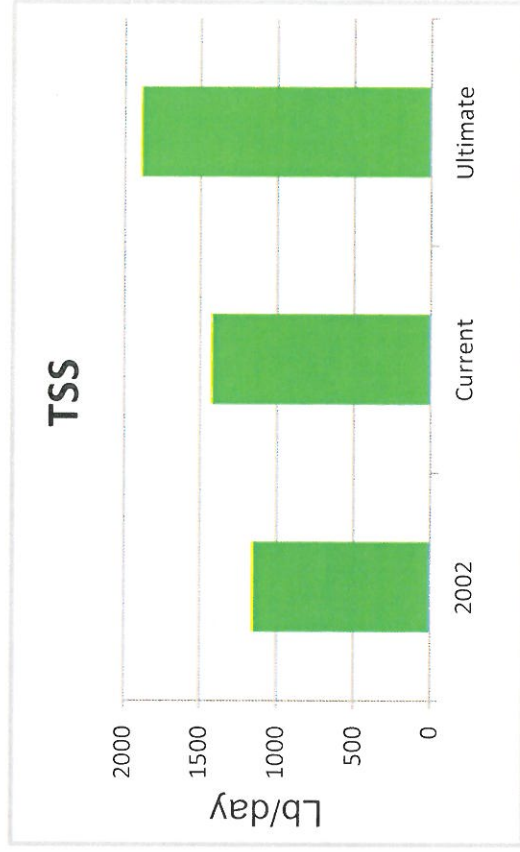
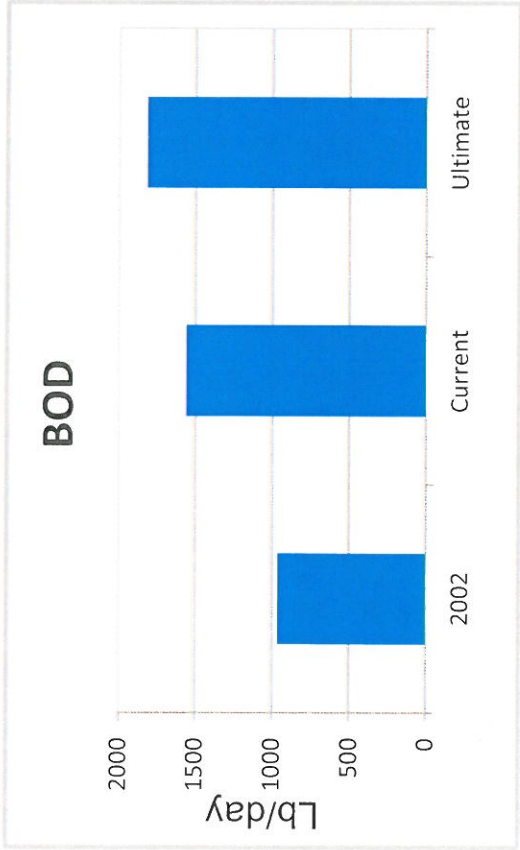
¹ Flows estimated at 200 GPCD/EDU

WWFMPU Wastewater Flow Projections¹



¹ Flows developed by IRP Wastewater Flows Projections TM (RMC 2013)

Influent Wastewater Loadings





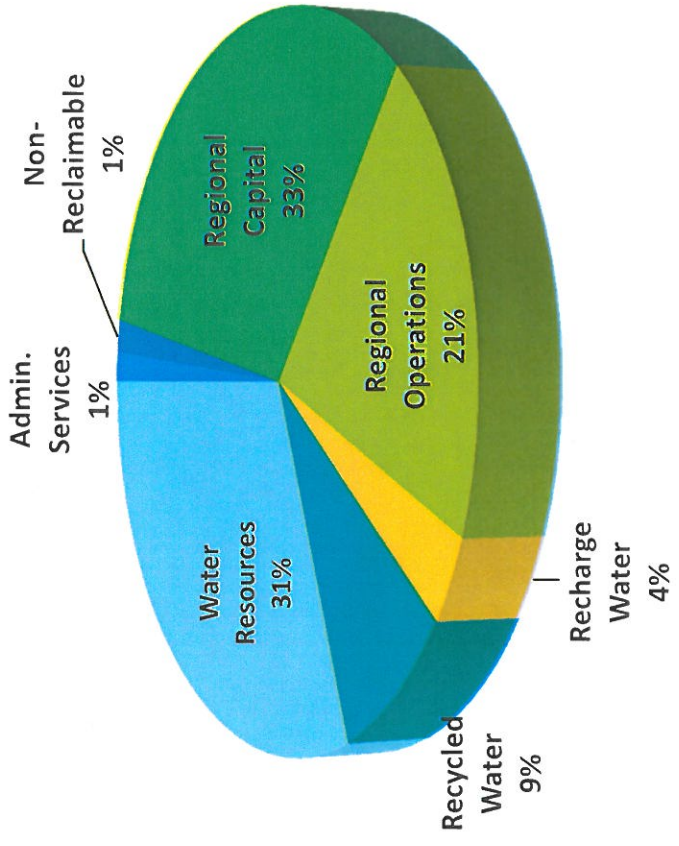
Description	15/20	20/25	25/30	30/35	35/40	Total Cost (\$M)	
RP-1 Liquid Treatment Expansion						\$83	
RP-1 Solids Treatment Expansion						\$25	
RP-2 Decommissioning						\$30	
RP-4 Tertiary Expansion						\$25	
RP-5 Liquid Treatment Expansion						\$125	
RP-5 Solids Treatment Facility						\$136	
	\$275.6 Million						
						\$424 Million	

TYCIP by Fund and Funding Source

FY 2015/16 – 2024/25

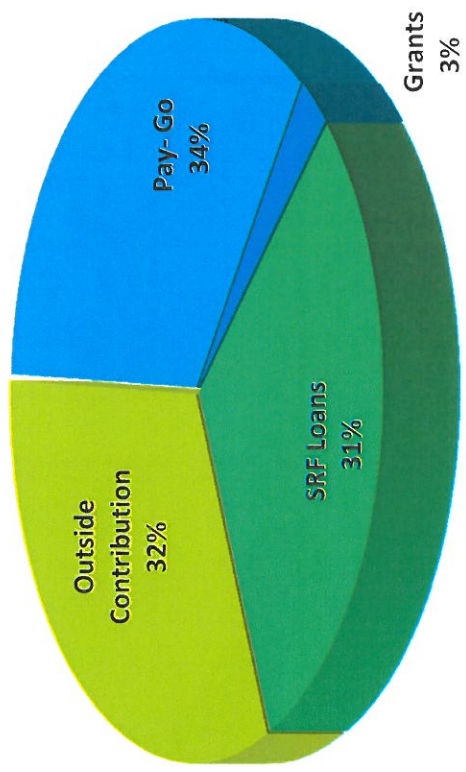
Capital and O&M

\$908 Million



Funding Sources

\$908 Million



TYCIP Budget Estimate by Fund

Fund Description	FY 15/16	FY16/17	FY17-25	Total
	(\$ Millions)			
GG Administrative Services	\$2.9	\$1.4	\$7.9	\$12.2
NC Non-Reclaimable Wastewater	\$0.8	\$0.6	\$12.2	\$13.6
RC Regional Capital Improvement	\$19.8	\$13.2	\$257.8	\$290.8
RO Regional Operations & Maintenance	\$14.1	\$18.7	\$156.2	\$189.0
RW Recharge Water	\$1.5	\$3.5	\$28.8	\$33.8
WC Recycled Water	\$12.5	\$10.9	\$56.3	\$79.7
WW Water Resources	\$29.0	\$29.0	\$224	\$282.0
RM/ RCA Organics Management/IERCA	\$1.1	\$1.2	\$4.7	\$7.0
TOTAL	\$81.7	\$78.5	\$747.9	\$908.1

TYCIP Major Project Summary by Location

	15/16	16/17	17/18	18/19	19/20	20/21	21/22	22/23	23/24	24/25	TYCIP Cost (millions)
Agency Headquarters											
Grant-dependent projects											\$1.9
All other projects											\$1.0
Agency Lab											
New Water Quality Lab											\$20.9
Agency Lift Stations											
Whispering Lakes Lift Station											\$5.0
Philadelphia Lift Force Main											\$6.0
All other projects											\$3.7
Agencywide											
Aeration System Improvements											\$6.3
Digester Cleaning and Rehab											\$5.0
Wastewater Projects AMP											\$50.0
All other projects*											\$36.4
Business Network											
SCADA Enterprise System											\$8.7
All other projects											12.8

*includes annual emergency project funds of \$1.9 per year

TYCIP Major Project Summary by Location

	15/16	16/17	17/18	18/19	19/20	20/21	21/22	22/23	23/24	24/25	TYCIP Cost (millions)
Regional Water Recycling Plan No.4											
RP-4 Process Improvements											\$5.2
All other projects											\$2.1
Regional Water Recycling Plan No.5											
RP-5 Liquid Treatment Expansion											\$125.0
RP-5 Solids Treatment Facility											\$136.0
All other projects											\$9.0
RW Distribution and GWR System											
San Seavaine Improvements											\$7.0
RP-1 Parallel Outfall from RP-1											\$5.0
Napa Lateral/SB Speedway											\$6.0
RMPU Construction Costs											\$25.0
Conservation Programing											\$30.0
Drought Proofing Projects*											\$250.0
RW Asset Management Projects											\$25.0
RW Pump Station Emergency Generation											\$6.0
All other projects											\$39.0

*full project cost; assumes 95% grants/loans and 5% IEUA

FY 15/16 TYCIP Schedule

1/8/15	Draft TYCIP posted online
1/14/15	IEUA Committees <i>Info item</i>
1/21/15	IEUA Board <i>Info item</i>
2/26/15	Regional Technical Committee Action item
3/5/15	Regional Policy Committee Action item
3/18/15	IEUA Board <i>Action item</i>

Discussion

INFORMATION

ITEM

2B

This item will be sent
under separate cover.

RECEIVE AND
FILE

3A



AGENDA

SPECIAL JOINT MEETING OF THE INLAND EMPIRE UTILITIES AGENCY BOARD OF DIRECTORS AND THE REGIONAL POLICY COMMITTEE

WEDNESDAY, FEBRUARY 4, 2015
10:00 A.M.

INLAND EMPIRE UTILITIES AGENCY*
AGENCY HEADQUARTERS
6075 KIMBALL AVENUE, BUILDING A
CHINO, CALIFORNIA 91708

CALL TO ORDER OF THE JOINT INLAND EMPIRE UTILITIES AGENCY BOARD OF DIRECTORS AND REGIONAL POLICY COMMITTEE MEETING

FLAG SALUTE

PUBLIC COMMENT

Members of the public may address the Board on any item that is within the jurisdiction of the Board; however, no action may be taken on any item not appearing on the agenda unless the action is otherwise authorized by Subdivision (b) of Section 54954.2 of the Government Code. Those persons wishing to address the Board on any matter, whether or not it appears on the agenda, are requested to complete and submit to the Board Secretary a "Request to Speak" form which are available on the table in the Board Room. Comments will be limited to five minutes per speaker. Thank you.

ADDITIONS TO THE AGENDA

In accordance with Section 54954.2 of the Government Code (Brown Act), additions to the agenda require two-thirds vote of the legislative body, or, if less than two-thirds of the members are present, a unanimous vote of those members present, that there is a need to take immediate action and that the need for action came to the attention of the local agency subsequent to the agenda being posted.

1. RATE BUDGET WORKSHOP

2. **CLOSED SESSION**

MATTERS – PUBLIC EMPLOYEE PERFORMANCE EVALUATION

- 1) Manager of Internal Audit
- 2) Board Secretary/Office Manager

3. **ADJOURN**

*A Municipal Water District

In compliance with the Americans with Disabilities Act, if you need special assistance to participate in this meeting, please contact the Board Secretary (909) 993-1736, 48 hours prior to the scheduled meeting so that the Agency can make reasonable arrangements.

Proofed by: _____

Declaration of Posting

I, April Woodruff, Board Secretary of the Inland Empire Utilities Agency*, A Municipal Water District, hereby certify that a copy of this agenda has been posted by 5:30 p.m. at the Agency's main office, 6075 Kimball Avenue, Building A, Chino, CA on Thursday, January 29, 2015.

April Woodruff

RECEIVE AND
FILE

3B

**REGIONAL SEWERAGE PROGRAM
PRETREATMENT SUBCOMMITTEE**

January 6, 2015
1:30 PM
IEUA HQ Building A, Rains Conference Room
6075 Kimball Avenue
Chino, CA 91710

Minutes

Members Present

Shawn Perumean.....	Cucamonga Valley Water District
Ruben Valdez.....	City of Chino
Andy Zummo.....	City of Chino Hills
Michael Birmelin.....	City of Ontario
Robert Herbster.....	City of Upland
Nicole deMoet.....	City of Montclair
Craig Proctor.....	IEUA

Absent

Tony Mata.....	City of Fontana
----------------	-----------------

Others Present

Ken Tam.....	IEUA
Julio Im.....	IEUA
Michael Barber.....	IEUA
Katie Porter.....	Arcadis
Marla Miller.....	Arcadis
Greg Imamura.....	Arcadis

1. Introductions - Introductions of those present were given. Minutes from the December 2, 2014 meeting were approved.
2. Informational Items & Updates
 - a. Tech Meeting Report –
There was no Technical Committee Meeting in December.
 - b. Treatment Plants –

RP-1/RP-4:

- RP-1/RP-4 met all the NPDES requirements during the month of December 2014.

RP-5:

- RP-5 met all the NPDES requirements during the month of December 2014.

CCWRF:

- CCWRF met all the NPDES requirements during the month of December 2014.

Agency-wide:

- The Agency-Wide 12-month running average TDS for the month of December 2014 was 522 mg/L, which did not exceed the 550 mg/L Agency-wide 12-month running average limit.
- The Agency-wide 12-month running average incremental increase between secondary effluent and water supply TDS for the month of November 2014 was 225 mg/L, which did not exceed the 250 mg/L Agency-wide 12-month running average limit.

Collections System:

- No SSOs occurred during the month of December 2014.

Recycled Water:

- No unauthorized discharges of more than 50,000 gallons of disinfected tertiary recycled water into the waters of the state occurred during the month of December 2014.
- No agricultural runoff events were reported to IEUA by member agencies during the month of December 2014.

c. Pretreatment Programs

Scott Brothers Dairy in the City of Chino was sent a Notice of Violation for exceeding their permitted discharge limit for TDS, fixed in November. Results of industries investigation is pending. Resampling conducted by the City indicates compliance.

Evolution Fresh in the City of Rancho Cucamonga was issued a Notice of Violation for exceeding their permitted discharge limit for TDS, fixed in November. Industry is reviewing their best management practices. Resampling conducted by industry in December indicates compliance.

Nong Shim Foods in the City of Rancho Cucamonga was sent a Notice of Violation for exceeding their permitted discharge limit for TDS, fixed in November. Industry investigated the TDS violations but results were inconclusive. Water supply TDS has made it difficult for industry to meet the stringent 800 mg/L. limit. Industry is looking to invest in a system to pretreat the incoming water supply. Resampling conducted by industry in December indicates compliance. No further action required at this time.

Jewelland Freya in the City of Montclair was sent a Notice of Violation for exceeding their permitted discharge limit for TDS, fixed in October. Results of industries investigation indicate excessive use of cleaning solutions may have been the cause of the violation. Best management practices have been implemented. Resampling is being conducted. Results are pending.

Net Shapes in the City of Ontario was sent a Notice of Violation for exceeding their permitted discharge limit for oil and grease in November. Results of industries investigation is pending.

American Beef Packers, Envision Plastics, Scott Brothers Dairy, and Wing Lee Farms, all in the City of Chino will be issued new permits in January to align with the recently adopted IEUA Regional Ordinance No. 97.

3. Discussion Items

a. IEUA Local Limits and Schedule

Marla Miller of Arcadis gave an update on the Local Limits review process. Data compilation, data gap evaluation, pollutants of concern, POC Technical Memorandum, and Flow & Loading/Sensitivity Analysis are completed.

Review of the initial POCs identified by screening, flows and loading sources, and AHL (Allowable Headworks Loadings) was conducted, as well as draft removal efficiencies for metals and conventional pollutants. A draft summary of the AHLs (based on effluent criteria) was reviewed. Next steps for Maximum Allowable Headworks Loadings and Local Limits criteria will consist of mass balance analysis, AHLs for additional criteria, MAHLs, sensitivity analysis, and allocation strategies.

Discussion ensued on using 2004 USEPA local limits development guidance document default literature data instead of using actual site specific data. Arcadis will use the site specific data when available.

b. Local Limits Schedule

The draft report will be distributed to member agencies electronically in approximately six weeks. Therefore, no meeting will be held in February to allow

for ample time for preparation, review and discussion of the report at the March 3, 2015 meeting.

c. Future Discussion Topics

None.

The next Pretreatment Committee meeting will be held March 3 at 1:30 p.m.
The meeting adjourned at 2:25 pm.

DRAFT

RECEIVE AND
FILE

3C

Date: January 29, 2015
To: Regional Technical Committee
From:  Inland Empire Utilities Agency
Subject: Planning Documents Update

RECOMMENDATION

This is an information item, and no action is needed.

BACKGROUND

In 2013, Inland Empire Utilities Agency (IEUA/Agency) began the process to update several of the planning documents that drive the Agency's capital projects and business practices. Some of the key documents that are being developed are:

- Facilities Master Plan
- Recycled Water Program Strategy
- Asset Management Plan
- Energy Management Plan
- Water Use Efficiency Business Plan
- Integrated Resources Plan
- Ten Year Capital Improvement Plan

The **Facilities Master Plan (FMP)** updated the Agency's wastewater flow and loading projections to ultimate build-out; examined alternatives for flow routing and/or treatment process changes to maximize capacity utilization; evaluated the capacity of existing facilities to meet current and future regulations for various business practices such as recycled water and groundwater recharge; and developed phased expansion plans for each treatment facility. The FMP provided the majority of the projects within the Ten Year Capital Improvement Plan. The FMP was presented to the Joint Technical Committee and Water Managers Meeting on October 22, 2014. The Draft FMP was posted online in January 2015 online for contracting agency review and comments. The FMP is anticipated to be finalized in March 2015.

The **Recycled Water Program Strategy (RWPS)** was initiated to develop a long-term strategy for the Agency's Recycled Water Program over the next ten to twenty years. The primary intent of the RWPS was to address the improvements necessary to achieve the Agency's goal of maximizing beneficial use of recycled water. It identified infrastructure improvements and developed a strategy for ensuring that the Region's recycled water demands can be achieved over

the next twenty years. The recommended projects for the first five years are projects that had previously received commitments from the Region, such as the 2013 Recharge Master Plan Update Projects. Additional projects were identified to allow the Program to meet the fluctuating demands of the direct use customers and provide the ability to maximize deliveries throughout the year to the groundwater recharge basins. An update of the RWPS was presented to the Joint Technical Committee and Water Managers Meeting on September 24, 2014. The draft RWPS plan will be posted online by early February 2015 for contracting agencies review and comments. The RWPS is anticipated to be completed in March 2015.

In 2010, the Agency and its member agencies collaborated on the development of a five year **Water Use Efficiency Business Plan (WUEBP)** in an effort to create a roadmap for guiding regional water use efficiency activities in planning and implementing programs. The plan also outlined regional water use reduction goals by establishing a 2010 per capita water use baseline and setting compliance targets for 2015 and 2020 to assist the member agencies in meeting compliance requirements as outlined in SBX 7-7, The Water Conservation Act of 2009. In early 2014, the Agency began updating the 2010 WUEBP as a part of the activities associated with regional integrated resources planning and the 2015 urban water management reporting activities. The WUEBP update is approximately 60% complete with the finalized plan prepared by July 2015. The WUEBP update will focus on the next 5 year period between 2015 and 2020 and will integrate with the trajectory of the Integrated Resources Plan that is focused on the next 25 years.

The **Integrated Resources Plan (IRP)** was intended to develop an overall strategy for meeting projected water resource demands within the IEUA service area in a cost-effective manner. The goal of the IRP process was to integrate previous and new planning efforts into a focused, holistic approach and implementation strategy to achieve improved near and long-term water resources management for IEUA and its member agencies. After having developed some initial scenarios, the Agency is investing additional time in re-evaluating the demand forecasts, completing additional modeling for the Chino Basin with active participation from the Chino Basin Watermaster, as well as some additional modeling for resiliency. At the completion of these added modeling and workgroup activities, portfolios of projects will be developed for the Region. Several workshops will be scheduled with the member agencies in the development of the aspects as mentioned above over the coming months. The IRP is the final planning document that will tie the findings from the FMP, RWPS, and WUEBP. The complete IRP will serve as the programmatic document used to complete required environmental documents and serve as a basis for grant proposals. The plan is anticipated to be completed by August 2015.

The schedule of the remainder of the planning documents is provided in the figure below.

Planning Documents Update

January 29, 2015

Page 3 of 3

	2014						2015						2016																
	J	A	S	O	N	D	J	F	M	A	M	J	J	A	S	O	N	D	J	F	M	A	M	J	J	A	S	O	N
Urban Water Management Plan																													
Integrated Resources Plan																													
Recycled Water Program Strategy																													
Wastewater Facilities Master Plan																													
Asset Management Plan																													
Ten Year Capital Improvement Plan																													
2-Year Budget																													
Energy Management Plan																													
Water Use Efficiency Business Plan																													
Technology Master Plan																													

Each year, pursuant to the terms of the Regional Sewage Service Contract, the Agency submits a ten-year forecast of capacity demands and capital projects, as the **Ten-Year Capital Improvement Plan (TYCIP)**, to the Regional Technical and Policy Committees. The current TYCIP identifies projects for the FY 2015/16 through FY 2024/25. Projects from the various planning documents as mentioned above are included in the TYCIP, and will be refined further in the FY 16/17 TYCIP, once the planning documents are finalized later this year. Two major themes in the TYCIP are the continuing need for maintenance, repair, and replacement of aging equipment and facilities and the need for expansion of the Regional System to meet future growth. Major projects that are included are the expansion of the Regional Water Reclamation Plant No. 5, which includes the relocation of the solids from Regional Water Reclamation Plant No. 2.

ATTACHMENTS

The FMP and the TYCIP are posted online at the Agency website for review and comments. <http://www.ieua.org/>

RECEIVE AND
FILE

3D

Building Activity Report - YTD Fiscal Year 2014/15



Legend

- Service Area
- Unincorporated

EDU (YTD)

Residential

- >10.0
- 1.0 - 10.0
- <=1.0

Commercial

- >10.0
- 1.0 - 10.0
- <=1.0

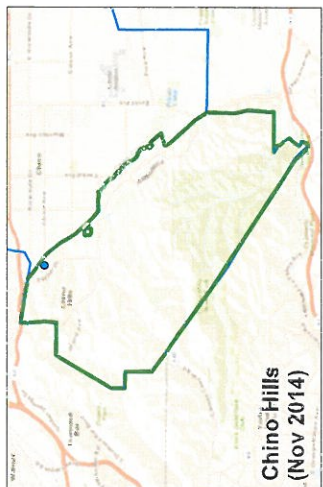
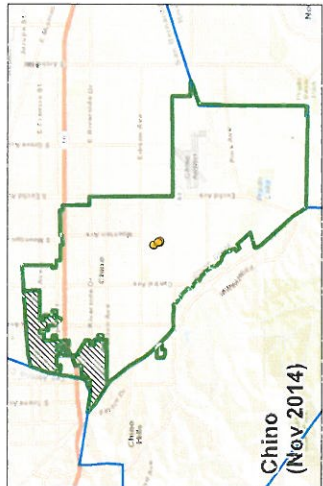
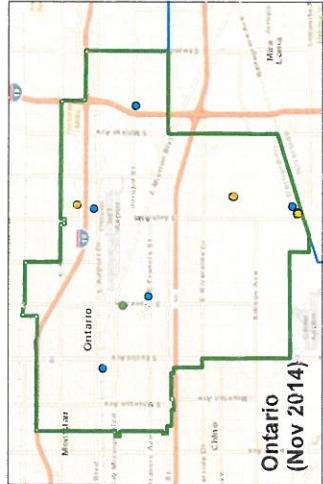
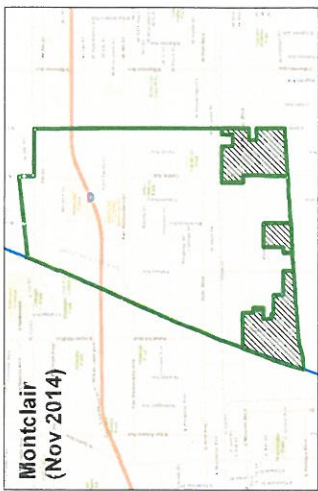
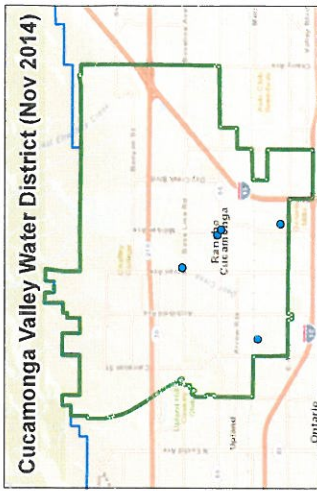
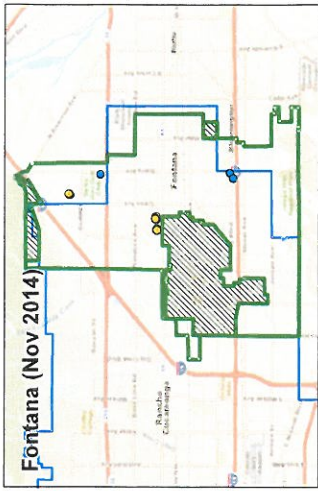
Industrial

- >10.0
- 1.0 - 10.0
- <=1.0



TOTAL EDU BY CONNECTION TYPE (YTD)

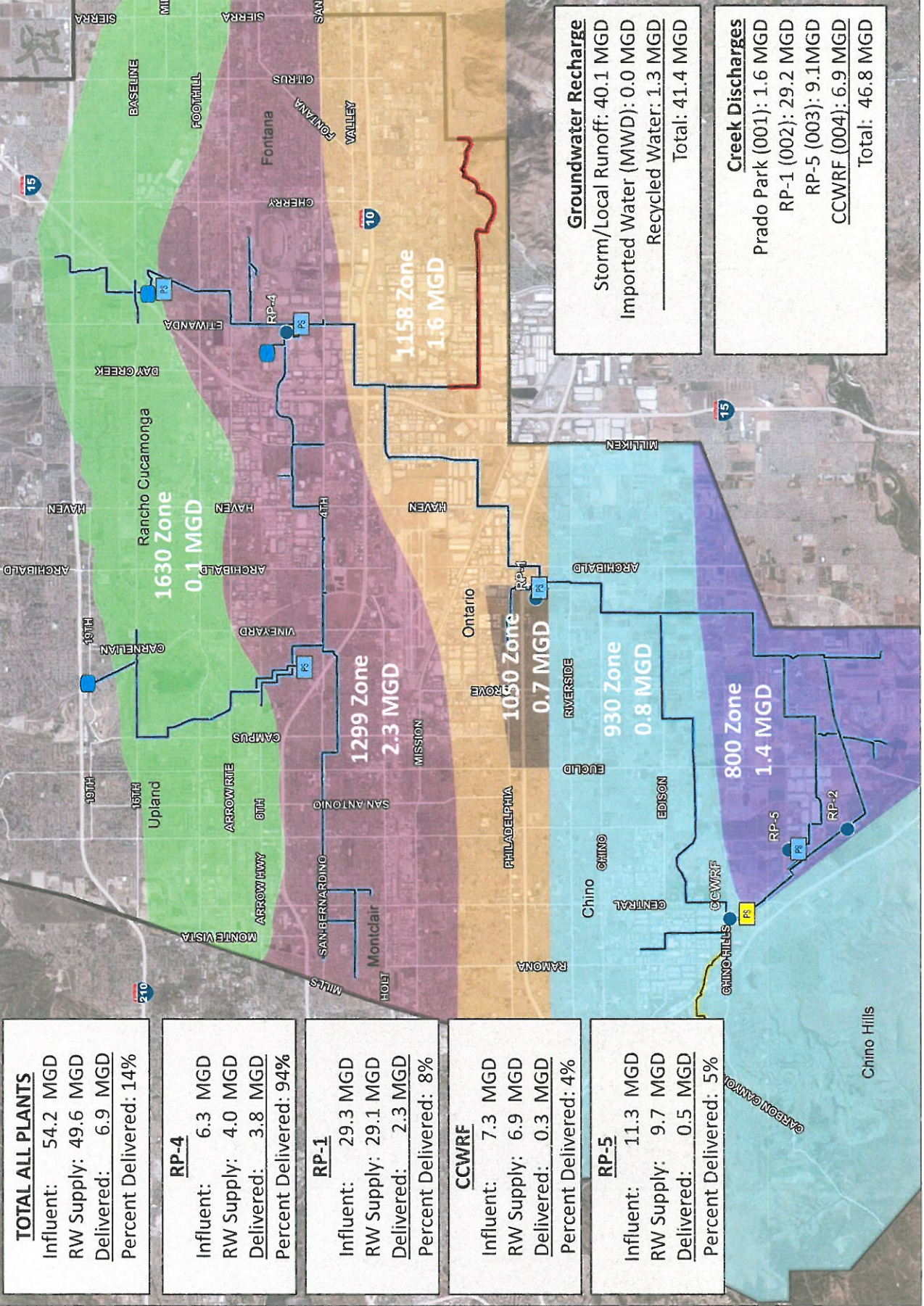
Contracting Agency	YTD Actual			Projected	
	Residential (EDUs)	Commercial (EDUs)	Industrial (EDUs)	Total (EDUs)	Total (EDUs)
Chino	149	32	7	188	729
Chino Hills	1	21	0	22	891
CWWD	34	62	1	97	364
Fontana	215	18	1	234	313
Montclair	18	6	0	24	73
Ontario	354	22	9	385	2150
Upland	37	37	0	74	237
Total	808	159	18	1025	4756



RECEIVE AND
FILE

3E

IEUA RECYCLED WATER DISTRIBUTION – DECEMBER 2014



TOTAL ALL PLANTS
 Influent: 54.2 MGD
 RW Supply: 49.6 MGD
 Delivered: 6.9 MGD
 Percent Delivered: 14%

RP-4
 Influent: 6.3 MGD
 RW Supply: 4.0 MGD
 Delivered: 3.8 MGD
 Percent Delivered: 94%

RP-1
 Influent: 29.3 MGD
 RW Supply: 29.1 MGD
 Delivered: 2.3 MGD
 Percent Delivered: 8%

CCWRF
 Influent: 7.3 MGD
 RW Supply: 6.9 MGD
 Delivered: 0.3 MGD
 Percent Delivered: 4%

RP-5
 Influent: 11.3 MGD
 RW Supply: 9.7 MGD
 Delivered: 0.5 MGD
 Percent Delivered: 5%

Groundwater Recharge
 Storm/Local Runoff: 40.1 MGD
 Imported Water (MWD): 0.0 MGD
 Recycled Water: 1.3 MGD
 Total: 41.4 MGD

Creek Discharges
 Prado Park (001): 1.6 MGD
 RP-1 (002): 29.2 MGD
 RP-5 (003): 9.1 MGD
 CCWRF (004): 6.9 MGD
 Total: 46.8 MGD

1158 Zone
1.6 MGD

Rancho Cucamonga
1630 Zone
0.1 MGD

1299 Zone
2.3 MGD

1050 Zone
0.7 MGD

930 Zone
0.8 MGD

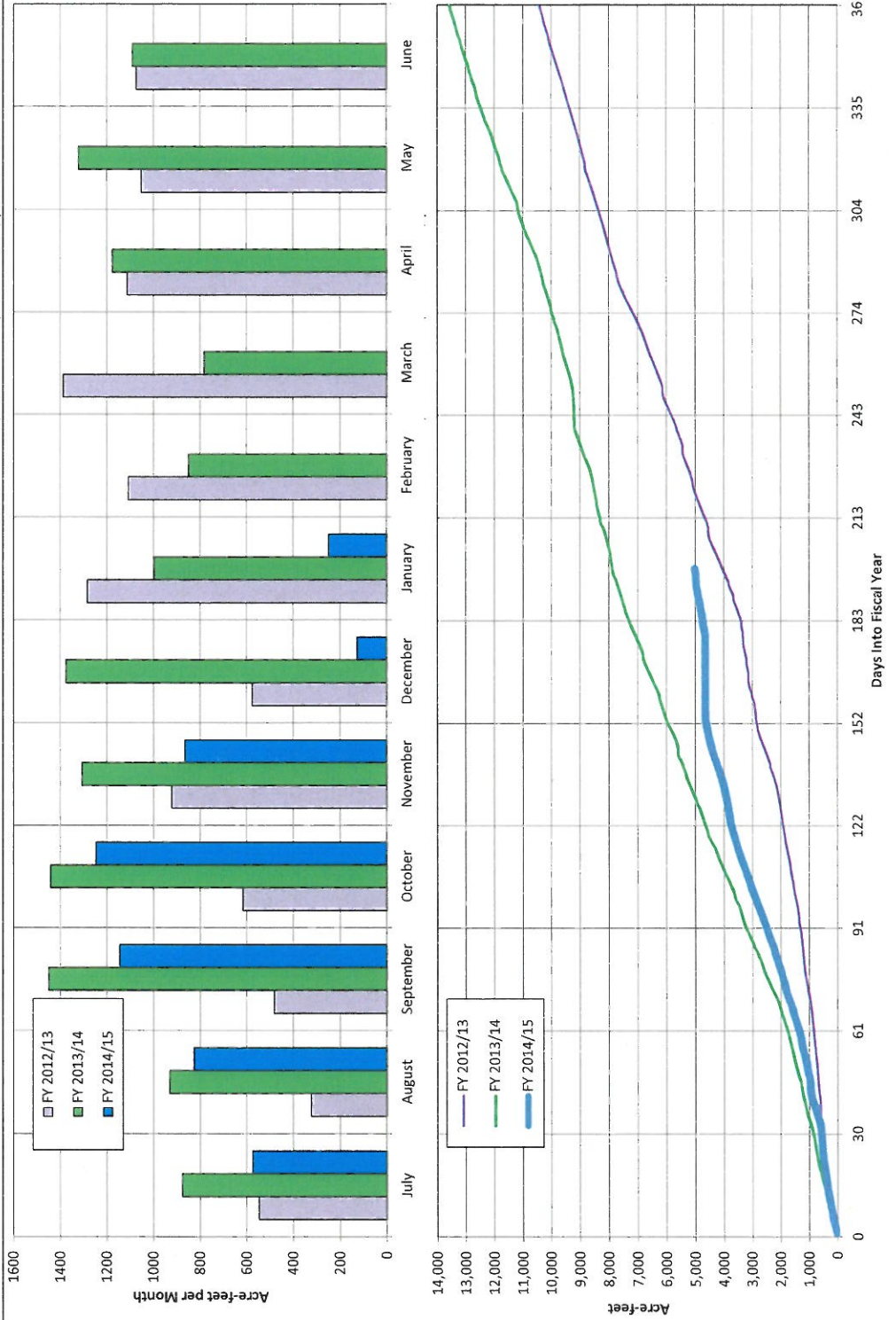
800 Zone
1.4 MGD

Recycled Water Recharge Deliveries / Plan - January 2015 (Acre-Feet)

Deliveries are draft until reported as final.

Status as of 1/15/15

Basin	1/1-1/7	1/8-1/14	1/15-1/21	1/22-1/31	Month Actual	Month Plan	Year To Date Actual	Year To Date Actual	Status
Ely	49.2	23.7	0.0	0.0	72.8	200.0	664	664	On at 6 cfs
Banana	86.5	21.2	0.0	0.0	107.6	200.0	708	708	On at 7 cfs
Hickory	15.5	34.3	0.0	0.0	49.9	150.0	1030	1030	Off, maintaining basin level
Turner 1 & 2	0.0	0.0	0.0	0.0	0.0	25.0	456	456	Off, maintaining basin level
Turner 3 & 4	0.0	0.0	0.0	0.0	0.0	0.0	48	48	Off, drying out for basin cleaning
8th Street	0.0	0.0	0.0	0.0	0.0	0.0	463	463	Off, basin cleaning
Brooks	0.0	0.0	0.0	0.0	0.0	25.0	1214	1214	Off, maintaining basin level
RP3	4.3	0.0	0.0	0.0	4.3	100.0	0	0	Off, 3D Study Testing
Declez	0.0	0.0	0.0	0.0	0.0	0.0	0	0	No RW delivery mechanism
Victoria	0.0	13.7	0.0	0.0	13.7	50.0	446	446	On at 3 cfs
San Sevaine	0.0	0.0	0.0	0.0	0.0	0.0	1	1	Off
Total	155.5	92.9	0.0	0.0	248.4	750.0	5,030	8,374	AF, past FY End of Month Actual



RECEIVE AND
FILE

3F

IEUA Quarterly Water Update

JANUARY 2015

2nd Quarter: (October 1—December 31, 2014)

Regional Updates

Metropolitan Water District

The MWD Board approved changes to the Water Supply Allocation Plan (WSAP) baseline and formula during the December 9, 2014 Board meeting. The MWD Board will decide in January when the updated WSAP will go into effect. IEUA staff continue to work closely with MWD to confirm baseline numbers and credits for the region.

Water Use Efficiency Update

On January 13, 2015, the Department of Water Resources (DWR) will reconvene the Urban Stakeholders Committee (USC) to focus on developing revisions to the technical methodologies for compliance with the Water Conservation Act of 2009 (SBX 7-7, achieving a 20% reduction in urban per capita water use by 2020) in advance of the 2015 urban water management plan preparation. IEUA has standing DWR USC Committee Member (Lisa Morgan-Perales) who represent the interests of the Agency and its regional member agencies.

SWRCB Urban Water Agency Reporting

Beginning October 15, 2014, monthly residential GPCD (R-GPCD) reporting will be required as part of new emergency drought regulations for urban water agencies. For November 2014, the estimated R-GPCD is 120.

Water Supply Programs

Imported Water Deliveries

- Total of 36,306 AF Tier I water purchased
- Deliveries have increased 1% compared to last FY

Groundwater Recharge Program

- Total Water Recharged: 10,016 AF
 - Storm Water: 5,235 AF
 - Recycled Water: 4,781 AF
 - MWD Imported Water: 0 AF

Chino Desalter Authority (CDA)

- Total production: 13,495 AF
- Delivered to IEUA retail agencies: 7,796 AF

Recycled Water Program

- Delivered to IEUA retail agencies: 18,327 AF (as of November)

