



AGENDA

MEETING OF THE BOARD OF DIRECTORS

WEDNESDAY, NOVEMBER 20, 2019
10:00 A.M.

INLAND EMPIRE UTILITIES AGENCY*
AGENCY HEADQUARTERS
6075 KIMBALL AVENUE, BUILDING A
CHINO, CALIFORNIA 91708

CALL TO ORDER OF THE INLAND EMPIRE UTILITIES AGENCY BOARD OF DIRECTORS MEETING

FLAG SALUTE

PUBLIC COMMENT

Members of the public may address the Board on any item that is within the jurisdiction of the Board; however, no action may be taken on any item not appearing on the agenda unless the action is otherwise authorized by Subdivision (b) of Section 54954.2 of the Government Code. Those persons wishing to address the Board on any matter, whether or not it appears on the agenda, are requested to complete and submit to the Board Secretary a "Request to Speak" form which are available on the table in the Board Room. Comments will be limited to three minutes per speaker. Thank you.

ADDITIONS TO THE AGENDA

In accordance with Section 54954.2 of the Government Code (Brown Act), additions to the agenda require two-thirds vote of the legislative body, or, if less than two-thirds of the members are present, a unanimous vote of those members present, that there is a need to take immediate action and that the need for action came to the attention of the local agency subsequent to the agenda being posted.

1. NEW EMPLOYEE INTRODUCTIONS

- Mr. Brandon Duncan, Records Specialist, hired October 20, 2019, Records Management.
- Mr. Steven Delgado, Pretreatment & Source Control Inspector I, hired October 28, 2019, Planning and Environmental Compliance.
- Mr. Richard Lao, Senior Environmental Resources Planner, hired November 18, 2019, Planning and Environmental Compliance.

2. **PROMOTION/RECOGNITION**

Promotion:

- Mr. Scott Lening, Deputy Manager of Operations, promoted September 22, 2019, Operations & Maintenance – North.

3. **PRESENTATIONS**

- A. **MWD PRESENTATION ON THE REGIONAL RECYCLED WATER PROGRAM – Mickey Chaudhuri, MWD Assistant Manager, Water Systems Operations**
- B. **UPPER SANTA ANA RIVER HABITAT CONSERVATION PLAN UPDATE – Heather Dyer, SBVMWD Water Resources Project Manager**

4. **CONSENT ITEMS**

NOTICE: All matters listed under the Consent Calendar are considered to be routine and non-controversial and will be acted upon by the Board by one motion in the form listed below. There will be no separate discussion on these items prior to the time the Board votes unless any Board members, staff or the public requests specific items be discussed and/or removed from the Consent Calendar for separate action.

A. **MINUTES**

The Board will be asked to approve the minutes from the August 7, 2019 Board Workshop/Meeting, the October 16, 2019 Board Meeting and the November 6, 2019 Board Workshop/Meeting.

B. **REPORT ON GENERAL DISBURSEMENTS** *(Finance & Admin)*

Staff recommends that the Board approve the total disbursements for the month of September 2019, in the amount of \$19,277,249.50.

C. **FISCAL YEARS (FYs) 2020/21 AND 2021/22 PROPOSED MONTHLY EQUIVALENT DWELLING UNIT RATES** *(Finance & Admin)*

Staff recommends that the Board adopt Resolution No. 2019-11-2, approving the proposed multi-year EDU monthly rate for FYs 2020/21 and 2021/22 for the Agency's Regional Wastewater Operations and Maintenance Fund.

D. **LOWER DAY BASIN IMPROVEMENTS CONSTRUCTION CONTRACT AWARD** *(Eng/Ops/WR) (Finance & Admin)*

Staff recommends that the Board:

1. Award a construction contract for the Lower Day Basin Improvements, Project No. RW15004, to Ferreira Coastal Construction Co., in the amount of \$2,998,000; and
2. Authorize the General Manager to execute the construction contract, subject to non-substantive changes.

E. 1158 EAST AND WEST RESERVOIR REHABILITATION CONSTRUCTION CONTRACT AWARD (Eng/Ops/WR) (Finance & Admin)

Staff recommends that the Board:

1. Award a construction contract for the rehabilitation of the 1158 East and West Reservoirs, Project Nos. EN21004 and EN22004, to Spiess Construction Company, Inc., in the amount of \$2,715,800;
2. Award a consultant contract to Harper & Associates Engineering, Inc., for coating inspection services during construction in the amount of \$105,600; and
3. Authorize the General Manager to execute the contracts, subject to non-substantive changes.

F. RP-5 EXPANSION CONSTRUCTION OFFICE TRAILER COMPLEX PURCHASE (Eng/Ops/WR) (Finance & Admin)

Staff recommends that the Board:

1. Authorize the purchase of a construction management office trailer complex for the RP-5 Expansion, Project Nos. EN19001 and EN19006, from Willscot in the amount of \$453,468; and
2. Authorize the General Manager to execute the purchase, subject to non-substantive changes.

G. HAVEN AVENUE REGIONAL SEWER SYSTEM REPAIRS CONSULTANT CONTRACT AWARD (Eng/Ops/WR)

Staff recommends that the Board:

1. Award a consultant contract for the Haven Avenue RSS Repairs, Project No. EN20056, to GHD for the not-to-exceed amount of \$211,458; and
2. Authorize the General Manager to execute the consultant contract, subject to non-substantive changes.

H. RP-1 AND RP-4 DISINFECTION STUDY CONSULTING CONTRACT (Eng/Ops/WR)

Staff recommends that the Board:

1. Award a professional consulting services contract to Trussell Technologies, Inc. for the not-to-exceed amount of \$163,460; and
2. Authorize the General Manager to execute the contract, subject to non-substantive changes.

I. **RP-4 CHLORINE CONTACT BASIN INSTRUMENTATION
RELOCATION RATIFICATION OF CONSTRUCTION CONTRACT**
(Eng/Ops/WR)

Staff recommends that the Board:

1. Ratify a construction contract for the RP-4 Chlorine Contact Basin Instrumentation Relocation, Project No. EN20035.01, to W.A. Rasic Construction, Inc., in the amount of \$117,787; and
2. Authorize the General Manager to execute the contract, subject to non-substantive changes.

J. **PROJECT AGREEMENT 25 (OWOW) AND PROJECT AGREEMENT 26
(ROUNDTABLES/TASK FORCES)** *(Eng/Ops/WR)*

Staff recommends that the Board:

1. Approve Project Agreement 25 for the OWOW and Project Agreement 26 for the Roundtables/Task Forces; and
2. Authorize the General Manager to execute the agreements.

K. **ADOPTION OF RESOLUTIONS FOR THE RP-1 DISINFECTION
IMPROVEMENTS PROJECT AND THE PHILADELPHIA FORCE MAIN
IMPROVEMENTS PROJECT STATE REVOLVING FUND
APPLICATIONS**

Staff recommends that the Board:

1. Adopt Resolution Nos. 2019-11-3 and 2019-11-4, authorizing the General Manager to sign and file the CWSRF loan applications with the SWRCB for construction of the subject projects; and
2. Adopt Resolution Nos. 2019-11-5 and 2019-11-6, establishing IEUA's intention to pay for and be reimbursed for expenditures related to the construction of the subject projects.

L. **SANTA ANA RIVER UPPER AGENCY FLOWS MEMORANDUM OF
UNDERSTANDING** *(Eng/Ops/WR)*

Staff recommends that the Board:

1. Approve the Santa Ana River Upper Agency Flows Memorandum of Understanding (MOU); and
2. Authorize the General Manager to execute the MOU.

5. **ACTION ITEMS**

A. **ADOPTION OF RESOLUTION NO. 2019-11-7, AMENDING THE
AGENCY'S SALARY SCHEDULE/MATRIX FOR ALL GROUPS**

Staff recommends that the Board adopt Resolution No. 2019-11-7, amending the Agency's Salary Matrix for all groups.

B. IEUA BALLOT FOR THE ELECTION OF THE 2020/21 PRESIDENT AND VICE PRESIDENT OF THE ASSOCIATION OF CALIFORNIA WATER AGENCIES

Staff recommends that the Board determine the Agency's voting ballot for the election of ACWA's President and Vice-President.

C. ADOPTION OF RESOLUTION, ESTABLISHING A POLICY FOR ELECTION OF BOARD OFFICERS

Staff has no recommendation.

D. RP-5 EXPANSION PROJECT CONSTRUCTION MANAGEMENT CONSULTANT CONTRACT AWARD (Eng/Ops/WR) (Finance & Admin)

Staff recommends that the Board:

1. Award a construction management services consultant contract for the RP-5 Expansion, Project Nos. EN19001 and EN19006, to Arcadis for the not-to-exceed amount of \$21,125,523; and
2. Authorize the General Manager to execute the construction management services consultant contract, subject to non-substantive changes.

E. RP-5 EXPANSION ENGINEERING DURING CONSTRUCTION CONTRACT AMENDMENT (Eng/Ops/WR) (Finance & Admin)

Staff recommends that the Board:

1. Approve a consultant contract amendment for engineering design services during construction for the RP-5 Expansion, Project Nos. EN19001 and EN19006, to Parsons Water and Infrastructure Inc., for a not-to-exceed amount of \$12,589,469;
2. Authorize the General Manager to execute the consultant contract amendment, subject to non-substantive changes.

6. INFORMATION ITEMS

A. ENGINEERING AND CONSTRUCTION MANAGEMENT PROJECT UPDATES (POWERPOINT) (Eng/Ops/WR)

B. REGULATORY UPDATE ACHIEVING THE HUMAN RIGHT TO WATER IN CALIFORNIA – DRAFT FRAMEWORK AND ONLINE TOOL (ORAL)

C. MWD UPDATE (ORAL)

D. CBWM UPDATE (ORAL)

E. SAWPA UPDATE (ORAL)

F. CHINO BASIN PROGRAM UPDATE (ORAL)

RECEIVE AND FILE INFORMATION ITEMS

G. PFM INVESTMENT PERFORMANCE REVIEW (POWERPOINT)
(Finance & Admin)

H. REGIONAL WATER USE EFFICIENCY PROGRAMS ANNUAL REPORT
– FY 2018/19 (WRITTEN/POWERPOINT) *(Eng/Ops/WR)*

I. TREASURER’S REPORT OF FINANCIAL AFFAIRS (WRITTEN/
POWERPOINT) *(Finance & Admin)*

J. PUBLIC OUTREACH AND COMMUNICATION (WRITTEN) *(Comm & Leg
Affairs)*

K. STATE LEGISLATIVE REPORT AND MATRIX FROM WEST COAST
ADVISORS (WRITTEN) *(Comm & Leg Affairs)*

L. FEDERAL LEGISLATIVE REPORT AND MATRIX FROM INNOVATIVE
FEDERAL STRATEGIES (WRITTEN) *(Comm & Leg Affairs)*

M. CALIFORNIA STRATEGIES, LLC MONTHLY ACTIVITY REPORT
(WRITTEN) *(Comm & Leg Affairs)*

7. AGENCY REPRESENTATIVES’ REPORTS

A. SAWPA REPORT (WRITTEN)
November 5, 2019 Regular Commission meeting. The November 19, 2019 meeting agenda was not available at time of printing.

B. MWD REPORT (WRITTEN)
November 12, 2019 Special Board meeting.

C. REGIONAL SEWERAGE PROGRAM POLICY COMMITTEE REPORT
(WRITTEN)
November 7, 2019 Regional Sewerage Program Policy Committee meeting. The next meeting is scheduled for February 6, 2020.

D. CHINO BASIN WATERMASTER REPORT (WRITTEN)
October 24, 2019 CBWM Board meeting.

E. CHINO BASIN DESALTER AUTHORITY (WRITTEN)
November 7, 2019 CDA Special Board meeting.

8. GENERAL MANAGER’S REPORT (WRITTEN)

9. BOARD OF DIRECTORS’ REQUESTED FUTURE AGENDA ITEMS

10. DIRECTORS' COMMENTS

A. CONFERENCE REPORTS

This is the time and place for the Members of the Board to report on prescheduled Committee/District Representative Assignment meetings, which were held since the last regular Board meeting, and/or any other items of interest.

11. CLOSED SESSION

**A. PURSUANT TO GOVERNMENT CODE SECTION 54956.9(a) –
CONFERENCE WITH LEGAL COUNSEL – EXISTING LITIGATION**

1. Chino Basin Municipal Water District vs. City of Chino, Case No. RCV51010

2. Spicer vs. W.A. Rasic Construction, Case No. CIVDS 1711812


**B. PURSUANT TO GOVERNMENT CODE SECTION 54956.9 –
CONFERENCE WITH LEGAL COUNSEL - ANTICIPATED LITIGATION**

Three Cases

12. ADJOURN


*A Municipal Water District

In compliance with the Americans with Disabilities Act, if you need special assistance to participate in this meeting, please contact the Board Secretary (909) 993-1736, 48 hours prior to the scheduled meeting so that the Agency can make reasonable arrangements.

Proofed by: 

Declaration of Posting

I, April Woodruff, Board Secretary/Office Manager of the Inland Empire Utilities Agency*, A Municipal Water District, hereby certify that a copy of this agenda has been posted by 5:30 p.m. at the Agency's main office, 6075 Kimball Avenue, Building A, Chino, CA on Thursday, November 14, 2019.


April Woodruff

**ACTION
ITEM**

5A



Date: November 20, 2019

To: The Honorable Board of Directors
Committee:

From: Shivaji Deshmukh, General Manager SD

Executive Contact: Shivaji Deshmukh, General Manager

Subject: Adoption of Resolution No. 2019-11-7, Amending the Agency's Salary Schedule/Matrix for All Groups

Executive Summary:

California Code of Regulations (CCR) §570.5 establishes the requirement for California Public Employees' Retirement System (CalPERS) agencies to have a current, duly approved and adopted pay schedule by the agency's governing body. Maintenance of the Agency's salary schedules/matrices falls under the responsibility of the Human Resources Department, which includes presenting a revised comprehensive salary resolution to the Board of Directors as changes occur. The last salary matrix/schedule update for all the groups was approved by the Board on May 15, 2019.

The Agency has a need to create an Employee and Labor Relations Advocate position. This position will report to the Manager of Human Resources and be responsible for planning and executing the Agency's employee and labor relations functions and advising management on complex employee and labor relations matters.

CalPERS employers may only report payrates, for the purposes of calculating retirement benefits, that meet the definition of a Publicly Available Salary Schedule as defined by CCR 570.5.

Staff's Recommendation:

Adopt Resolution No. 2019-11-7, amending the Agency's Salary Matrix for all groups.

Budget Impact *Budgeted (Y/N): Y* *Amendment (Y/N): N* *Amount for Requested Approval: \$ 0*

Account/Project Name:

Fiscal Impact (explain if not budgeted):

The annual salary is recommended at range 186 which is currently \$115,739 - \$141,017. Funding is appropriated in the FY 2019/20 Budget as part of the employment budget.

Full account coding (internal AP purposes only):

- - -
- - -

Project No.:

Prior Board Action:

On May 15, 2019, the Board of Directors adopted Resolution No. 2019-5-4, approving the amendment of the Salary Matrix for all employee groups.

Environmental Determination:

Not Applicable

Business Goal:

Workplace Environment: IEUA is committed to providing a dynamic work environment with a highly skilled and dedicated workforce.

Attachments:

Attachment 1 - Resolution No. 2019-11-7

RESOLUTION NO. 2019-11-7

RESOLUTION OF THE BOARD OF DIRECTORS OF THE INLAND EMPIRE UTILITIES AGENCY*, SAN BERNARDINO COUNTY, CALIFORNIA, APPROVING THE AMENDMENT OF THE AGENCY'S SALARY SCHEDULE/MATRIX

WHEREAS, the Agency has a classification change to establish a new position responsible for planning and executing the Agency's employee and labor relations functions and

WHEREAS, the Agency now desires to update the salary and classification information to comply with the California Code of Regulations (CCR) §570.5, and

NOW, THEREFORE, the Board of Directors of the Inland Empire Utilities Agency* does hereby **RESOLVE, DETERMINE AND ORDER** as follows:

SECTION 1: The Agency's salary schedule/matrix is hereby adopted and set forth in Exhibit "1" of this resolution.

SECTION 2: The salary information contained in Exhibit "1" shall be effective as of November 20, 2019.

ADOPTED the 20th day of November 2019.

Paul Hofer
President of the Inland Empire
Utilities Agency* and of the
Board of Directors thereof

ATTEST:

Kati Parker
Secretary/Treasurer of the Inland Empire
Utilities Agency* and of the
Board of Directors thereof

*A Municipal Water District

STATE OF CALIFORNIA)
COUNTY OF) SS
SAN BERNARDINO)

I, Kati Parker, Secretary/Treasurer of the Inland Empire Utilities Agency*, DO
HEREBY CERTIFY that the foregoing Resolution being No. 2019-11-7, was adopted at a regular
Board Meeting on November 20, 2019, of said Agency by the following vote:

AYES:

NOES:

ABSTAIN:

ABSENT:

Kati Parker
Secretary/Treasurer of the Inland Empire
Utilities Agency* and of the
Board of Directors thereof

(SEAL)

*A Municipal Water District

Inland Empire Utilities Agency
Salary Matrix
Effective November 20, 2019

EXHIBIT 1

CLASSIFICATION TITLE	Salary Range	Unit	FLSA
Accountant I	173	UN	Exempt
Accountant II	175	PR	Exempt
Accounting Supervisor	184	SU	Exempt
Accounting Technician I	170	GU	Non-exempt
Accounting Technician II	173	GU	Non-exempt
Administrative Assistant I	171	GU	Non-exempt
Administrative Assistant I (confidential)	171	UN	Non-exempt
Administrative Assistant II	174	PR	Non-exempt
Administrative Assistant II (confidential)	174	UN	Non-exempt
Assistant Engineer	179	UN	Exempt
Associate Engineer	182	UN	Exempt
Biologist ¹	181	LB	Exempt
Board Secretary/Office Manager	188	UN	Exempt
Budget Officer	186	UN	Exempt
Business Systems Analyst I	179	PR	Exempt
Business Systems Analyst II	181	PR	Exempt
Business Systems Supervisor	184	SU	Exempt
CAD Designer	178	UN	Non-exempt
Chemist	181	LB	Exempt
Chief Financial Officer	192	UN	Exempt
Chief Information Technology Officer	192	UN	Exempt
Collection System Operator I	171	GU	Non-exempt
Collection System Operator II	175	GU	Non-exempt
Collection System Operator III	177	GU	Non-exempt
Collection System Supervisor	184	SU	Exempt
Compost Facility Supervisor	185	SU	Exempt
Compost Operator	174	GU	Non-exempt
Compost Sales Representative	181	PR	Exempt
Compost Worker	170	GU	Non-exempt
Construction Project Inspector	180	UN	Non-exempt
Construction Project Manager - PE	186	PR	Exempt
Contracts Administrator I	177	PR	Exempt
Contracts Administrator II	180	PR	Exempt
Contracts and Procurement Supervisor	184	SU	Exempt
Control Systems Analyst I	180	GU	Non-exempt
Control Systems Analyst II	182	GU	Non-exempt
Deputy Manager of Capital Improvement Projects	188	UN	Exempt
Deputy Manager of Construction Management	188	UN	Exempt
Deputy Manager of Engineering	189	UN	Exempt
Deputy Manager of Grants	188	UN	Exempt
Deputy Manager of Human Resources	188	UN	Exempt
Deputy Manager of Integrated Systems Services	188	UN	Exempt
Deputy Manager of Maintenance	188	UN	Exempt
Deputy Manager of Operations	188	UN	Exempt

**Inland Empire Utilities Agency
Salary Matrix
Effective November 20, 2019**

EXHIBIT 1

CLASSIFICATION TITLE	Salary Range	Unit	FLSA
Deputy Manager of Planning & Environmental Resources	189	UN	Exempt
Deputy Manager of Safety	188	UN	Exempt
Electrical & Instrumentation Technician I	176	GU	Non-exempt
Electrical & Instrumentation Technician II	179	GU	Non-exempt
Electrical & Instrumentation Technician III	181	GU	Non-exempt
Electrical & Instrumentation Technician IV	182	GU	Non-exempt
Employee and Labor Relations Advocate	186	UN	Exempt
Engineering Services Analyst	182	PR	Exempt
Engineering Services Specialist	179	UN	Exempt
Engineering Services Supervisor	184	SU	Exempt
Engineering Technician	175	GU	Non-exempt
Environmental Resources Planner I	179	UN	Exempt
Environmental Resources Planner II	182	UN	Exempt
Executive Assistant	178	UN	Exempt
Executive Manager of Engineering/Assistant General Manager	196	EX	Exempt
Executive Manager of External Affairs and Policy Development/AGM	196	EX	Exempt
Executive Manager of Finance & Administration/Assistant General Manager	196	EX	Exempt
Executive Manager of Operations/Assistant General Manager	196	EX	Exempt
External Affairs Analyst	180	UN	Exempt
External Affairs Specialist I	171	UN	Exempt
External Affairs Specialist I (Y-Rated) ²	202	UN	Exempt
External Affairs Specialist II	177	UN	Exempt
Facilities Program Supervisor	184	SU	Exempt
Facilities Specialist	177	PR	Exempt
Facilities Specialist - Landscape	177	UN	Exempt
Financial Analyst I	179	PR	Exempt
Financial Analyst II	181	PR	Exempt
General Manager	205	EX	Exempt
GIS Specialist	178	UN	Exempt
Grants Administrator	179	PR	Exempt
Groundwater Recharge Supervisor	187	SU	Exempt
Human Resources Analyst I	177	UN	Exempt
Human Resources Analyst II	179	UN	Exempt
Human Resources Officer	183	UN	Exempt
Human Resources Technician	171	UN	Non-exempt
HVAC Technician	177	GU	Non-exempt
Industrial Engine Technician I	177	GU	Non-exempt
Industrial Engine Technician II	181	GU	Non-exempt
Information Systems Analyst I	179	PR	Exempt
Information Systems Analyst II	181	PR	Exempt
Intern	001	OTR	Non-exempt
Internal Auditor	179	PR	Exempt
Inventory Resources Coordinator	181	PR	Exempt
Laboratory Assistant	172	LB	Non-exempt

**Inland Empire Utilities Agency
Salary Matrix
Effective November 20, 2019**

EXHIBIT 1

CLASSIFICATION TITLE	Salary Range	Unit	FLSA
Laboratory Scientist I	177	LB	Non-exempt
Laboratory Scientist II	179	LB	Non-exempt
Laboratory Supervisor	184	SU	Exempt
Maintenance Planner	181	GU	Non-exempt
Maintenance Supervisor	185	SU	Exempt
Manager of Business Information Services	190	UN	Exempt
Manager of Contracts & Procurement	190	UN	Exempt
Manager of Engineering	192	UN	Exempt
Manager of External Affairs	190	UN	Exempt
Manager of Finance & Accounting	190	UN	Exempt
Manager of Grants	190	UN	Exempt
Manager of Government Relations	190	UN	Exempt
Manager of Human Resources	190	UN	Exempt
Manager of Integrated Systems Services	190	UN	Exempt
Manager of Internal Audit	190	UN	Exempt
Manager of Laboratories	190	UN	Exempt
Manager of Operations & Maintenance	192	UN	Exempt
Manager of Planning & Environmental Resources	192	UN	Exempt
Manager of Regional Compost Authority	190	UN	Exempt
Manager of Technical Services	190	UN	Exempt
Materials Specialist	182	PR	Exempt
Mechanic I	172	GU	Non-exempt
Mechanic II	176	GU	Non-exempt
Mechanic III	179	GU	Non-exempt
Mechanic IV	181	GU	Non-exempt
Network Administrator	183	PR	Exempt
Office Assistant	166	GU	Non-exempt
Office Assistant (confidential)	166	UN	Non-exempt
Operations Specialist	179	UN	Exempt
Operations Supervisor	184	SU	Non-exempt
Pretreatment & Source Control Inspector I	174	GU	Non-exempt
Pretreatment & Source Control Inspector II	177	GU	Non-exempt
Principal Accountant	186	UN	Exempt
Process Automation & Controls Supervisor	185	SU	Exempt
Procurement Specialist I	174	PR	Non-exempt
Procurement Specialist II ³	175	PR	Non-exempt
Project Manager I	184	PR	Exempt
Project Manager II	185	PR	Exempt
Records Management Supervisor	184	SU	Exempt
Records Specialist	173	GU	Non-exempt
Recycled Water Distribution Operator	179	OP	Non-exempt
Risk Specialist	174	UN	Non-exempt
RW/Groundwater Recharge Operations & Maintenance Specialist	179	UN	Exempt
RW/Groundwater Recharge Systems Maintenance Technician	176	GU	Non-exempt

Inland Empire Utilities Agency
Salary Matrix
Effective November 20, 2019

EXHIBIT 1

CLASSIFICATION TITLE	Salary Range	Unit	FLSA
Safety Analyst	178	PR	Exempt
Safety Officer	184	SU	Exempt
Senior Accountant	179	PR	Exempt
Senior Associate Engineer	184	UN	Exempt
Senior Associate Engineer - PE	185	UN	Exempt
Senior Compost Operations & Maintenance Technician	181	GU	Non-exempt
Senior Construction Project Inspector	182	UN	Exempt
Senior Engineer	187	PR	Exempt
Senior Environmental Resources Planner	184	UN	Exempt
Senior External Affairs Specialist	180	UN	Exempt
Senior Financial Analyst	183	PR	Exempt
Senior Information Systems Analyst	182	PR	Exempt
Senior Internal Auditor	182	PR	Exempt
Senior Inventory Analyst	182	PR	Exempt
Senior Management Analyst	182	PR	Exempt
Senior Operations Specialist	184	UN	Exempt
Senior Pretreatment & Source Control Inspector	180	GU	Non-exempt
Senior Project Manager	187	PR	Exempt
Senior Wastewater Treatment Plant Operator	181	OP	Non-exempt
Senior Water Plant Operator	181	OP	Non-exempt
Senior Water Resources Analyst	184	PR	Exempt
Source Control/Environmental Resources Supervisor	187	SU	Exempt
Supervisor - Environmental Compliance & Energy	188	SU	Exempt
Systems Administrator	181	PR	Exempt
Technology Specialist I	178	GU	Non-exempt
Technology Specialist II	180	GU	Non-exempt
Technology Specialist III	182	GU	Non-exempt
Warehouse Technician	171	GU	Non-exempt
Wastewater Treatment Plant Operator I	174	OP	Non-exempt
Wastewater Treatment Plant Operator II	176	OP	Non-exempt
Wastewater Treatment Plant Operator III	178	OP	Non-exempt
Wastewater Treatment Plant Operator IV, V	180	OP	Non-exempt
Wastewater Treatment Plant Operator-in-Training	171	OP	Non-exempt
Water Plant Operator I	174	OP	Non-exempt
Water Plant Operator II	176	OP	Non-exempt
Water Plant Operator III	178	OP	Non-exempt
Water Plant Operator IV, V	180	OP	Non-exempt
Water Resources Supervisor	184	SU	Exempt

Notes:

1. Incumbent Biologist in this position prior to 7/1/01 shall be non-exempt.
2. The Y-Rated salary for this position is reflective of the incumbent in the position effective 11/1/14 formerly classified as CIP Coordinator.
3. Incumbent Procurement Specialist I reclassified to Procurement Specialist II on 7/1/18 shall be exempt.

**Inland Empire Utilities Agency
Salary Matrix
Effective November 20, 2019**

EXHIBIT 1

Range/Step	Hourly	Bi-Weekly	Monthly	Annually
165				
1	19.9814	1,598.51	3,463.44	41,561
2	20.4809	1,638.47	3,550.02	42,600
3	20.9929	1,679.43	3,638.77	43,665
4	21.5178	1,721.42	3,729.74	44,757
5	22.0556	1,764.45	3,822.98	45,876
6	22.6071	1,808.57	3,918.56	47,023
7	23.1722	1,853.78	4,016.52	48,198
8	23.7515	1,900.12	4,116.93	49,403
9	24.3454	1,947.63	4,219.86	50,638
166				
1	20.9791	1,678.33	3,636.37	43,636
2	21.5035	1,720.28	3,727.27	44,727
3	22.0411	1,763.29	3,820.46	45,846
4	22.5921	1,807.37	3,915.96	46,992
5	23.1569	1,852.55	4,013.86	48,166
6	23.7358	1,898.87	4,114.21	49,371
7	24.3292	1,946.34	4,217.06	50,605
8	24.9374	1,994.99	4,322.49	51,870
9	25.5609	2,044.87	4,430.55	53,167
167				
1	22.0275	1,762.20	3,818.11	45,817
2	22.5782	1,806.25	3,913.55	46,963
3	23.1426	1,851.41	4,011.38	48,137
4	23.7212	1,897.70	4,111.68	49,340
5	24.3142	1,945.14	4,214.46	50,574
6	24.9221	1,993.77	4,319.83	51,838
7	25.5452	2,043.61	4,427.83	53,134
8	26.1838	2,094.71	4,538.53	54,462
9	26.8384	2,147.07	4,651.99	55,824
168				
1	23.1268	1,850.14	4,008.65	48,104
2	23.7049	1,896.40	4,108.86	49,306
3	24.2976	1,943.81	4,211.58	50,539
4	24.9050	1,992.40	4,316.87	51,802
5	25.5276	2,042.21	4,424.79	53,097
6	26.1659	2,093.27	4,535.43	54,425
7	26.8200	2,145.60	4,648.80	55,786
8	27.4905	2,199.24	4,765.02	57,180
9	28.1778	2,254.22	4,884.14	58,610
169				
1	24.2816	1,942.52	4,208.80	50,506
2	24.8886	1,991.09	4,314.03	51,768
3	25.5108	2,040.86	4,421.86	53,062
4	26.1486	2,091.89	4,532.42	54,389

**Inland Empire Utilities Agency
Salary Matrix
Effective November 20, 2019**

EXHIBIT 1

Range/Step	Hourly	Bi-Weekly	Monthly	Annually
5	26.8022	2,144.18	4,645.72	55,749
6	27.4724	2,197.79	4,761.88	57,143
7	28.1591	2,252.73	4,880.92	58,571
8	28.8631	2,309.05	5,002.94	60,035
9	29.5846	2,366.77	5,128.01	61,536
170				
1	25.4964	2,039.71	4,419.37	53,032
2	26.1337	2,090.70	4,529.85	54,358
3	26.7870	2,142.96	4,643.08	55,717
4	27.4567	2,196.54	4,759.16	57,110
5	28.1431	2,251.45	4,878.14	58,538
6	28.8467	2,307.74	5,000.10	60,001
7	29.5679	2,365.43	5,125.10	61,501
8	30.3071	2,424.57	5,253.23	63,039
9	31.0648	2,485.19	5,384.57	64,615
171				
1	26.7711	2,141.69	4,640.32	55,684
2	27.4404	2,195.23	4,756.34	57,076
3	28.1264	2,250.11	4,875.24	58,503
4	28.8295	2,306.36	4,997.12	59,965
5	29.5503	2,364.03	5,122.06	61,465
6	30.2891	2,423.13	5,250.11	63,001
7	31.0463	2,483.71	5,381.36	64,576
8	31.8224	2,545.79	5,515.88	66,191
9	32.6180	2,609.44	5,653.79	67,845
172				
1	28.1106	2,248.85	4,872.50	58,470
2	28.8134	2,305.07	4,994.32	59,932
3	29.5337	2,362.70	5,119.18	61,430
4	30.2720	2,421.76	5,247.15	62,966
5	31.0289	2,482.31	5,378.34	64,540
6	31.8046	2,544.37	5,512.80	66,154
7	32.5996	2,607.97	5,650.61	67,807
8	33.4147	2,673.18	5,791.88	69,503
9	34.2500	2,740.00	5,936.67	71,240
173				
1	29.5148	2,361.18	5,115.89	61,391
2	30.2526	2,420.21	5,243.78	62,925
3	31.0090	2,480.72	5,374.89	64,499
4	31.7841	2,542.73	5,509.25	66,111
5	32.5787	2,606.30	5,646.97	67,764
6	33.3932	2,671.45	5,788.15	69,458
7	34.2280	2,738.24	5,932.85	71,194
8	35.0838	2,806.70	6,081.19	72,974
9	35.9609	2,876.87	6,233.22	74,799

**Inland Empire Utilities Agency
Salary Matrix
Effective November 20, 2019**

EXHIBIT 1

Range/Step	Hourly	Bi-Weekly	Monthly	Annually
174				
1	30.9881	2,479.05	5,371.28	64,455
2	31.7628	2,541.03	5,505.55	66,067
3	32.5569	2,604.55	5,643.20	67,718
4	33.3709	2,669.67	5,784.29	69,412
5	34.2052	2,736.41	5,928.90	71,147
6	35.0603	2,804.82	6,077.11	72,925
7	35.9368	2,874.94	6,229.04	74,749
8	36.8352	2,946.82	6,384.77	76,617
9	37.7561	3,020.49	6,544.38	78,533
175				
1	32.5355	2,602.84	5,639.49	67,674
2	33.3489	2,667.91	5,780.48	69,366
3	34.1826	2,734.61	5,924.98	71,100
4	35.0372	2,802.98	6,073.12	72,877
5	35.9131	2,873.05	6,224.94	74,699
6	36.8110	2,944.88	6,380.57	76,567
7	37.7312	3,018.50	6,540.08	78,481
8	38.6745	3,093.96	6,703.58	80,443
9	39.6414	3,171.31	6,871.17	82,454
176				
1	34.1614	2,732.91	5,921.31	71,056
2	35.0154	2,801.24	6,069.34	72,832
3	35.8908	2,871.26	6,221.07	74,653
4	36.7880	2,943.04	6,376.59	76,519
5	37.7077	3,016.62	6,536.01	78,432
6	38.6505	3,092.04	6,699.42	80,393
7	39.6167	3,169.33	6,866.89	82,403
8	40.6071	3,248.57	7,038.56	84,463
9	41.6223	3,329.78	7,214.53	86,574
177				
1	35.8703	2,869.62	6,217.52	74,610
2	36.7671	2,941.36	6,372.96	76,475
3	37.6863	3,014.90	6,532.29	78,388
4	38.6285	3,090.28	6,695.60	80,347
5	39.5942	3,167.54	6,862.99	82,356
6	40.5840	3,246.72	7,034.56	84,415
7	41.5987	3,327.89	7,210.43	86,525
8	42.6386	3,411.09	7,390.69	88,688
9	43.7045	3,496.36	7,575.44	90,905
178				
1	37.6624	3,012.99	6,528.15	78,338
2	38.6040	3,088.32	6,691.36	80,296
3	39.5691	3,165.53	6,858.65	82,304
4	40.5584	3,244.67	7,030.12	84,361

**Inland Empire Utilities Agency
Salary Matrix
Effective November 20, 2019**

EXHIBIT 1

Range/Step	Hourly	Bi-Weekly	Monthly	Annually
5	41.5723	3,325.79	7,205.87	86,470
6	42.6117	3,408.93	7,386.02	88,632
7	43.6770	3,494.16	7,570.68	90,848
8	44.7689	3,581.51	7,759.94	93,119
9	45.8880	3,671.04	7,953.93	95,447
179				
1	39.5470	3,163.76	6,854.82	82,258
2	40.5357	3,242.85	7,026.18	84,314
3	41.5490	3,323.92	7,201.83	86,422
4	42.5878	3,407.02	7,381.88	88,583
5	43.6525	3,492.20	7,566.43	90,797
6	44.7438	3,579.51	7,755.60	93,067
7	45.8624	3,668.99	7,949.48	95,394
8	47.0090	3,760.72	8,148.22	97,779
9	48.1842	3,854.74	8,351.93	100,223
180				
1	41.5239	3,321.91	7,197.47	86,370
2	42.5620	3,404.96	7,377.42	88,529
3	43.6261	3,490.08	7,561.85	90,742
4	44.7167	3,577.33	7,750.89	93,011
5	45.8345	3,666.76	7,944.65	95,336
6	46.9804	3,758.43	8,143.27	97,719
7	48.1549	3,852.40	8,346.86	100,162
8	49.3589	3,948.71	8,555.53	102,666
9	50.5929	4,047.43	8,769.43	105,233
181				
1	43.5977	3,487.82	7,556.94	90,683
2	44.6877	3,575.02	7,745.88	92,951
3	45.8049	3,664.39	7,939.52	95,274
4	46.9500	3,756.00	8,137.99	97,656
5	48.1238	3,849.90	8,341.46	100,098
6	49.3269	3,946.15	8,550.00	102,600
7	50.5601	4,044.81	8,763.75	105,165
8	51.8240	4,145.92	8,982.83	107,794
9	53.1196	4,249.57	9,207.40	110,489
182				
1	45.7779	3,662.23	7,934.83	95,218
2	46.9223	3,753.79	8,133.21	97,598
3	48.0954	3,847.63	8,336.53	100,038
4	49.2978	3,943.82	8,544.94	102,539
5	50.5302	4,042.42	8,758.57	105,103
6	51.7935	4,143.48	8,977.54	107,730
7	53.0882	4,247.06	9,201.96	110,424
8	54.4155	4,353.24	9,432.03	113,184
9	55.7758	4,462.07	9,667.81	116,014

**Inland Empire Utilities Agency
Salary Matrix
Effective November 20, 2019**

EXHIBIT 1

Range/Step	Hourly	Bi-Weekly	Monthly	Annually
183				
1	48.0688	3,845.50	8,331.92	99,983
2	49.2706	3,941.65	8,540.24	102,483
3	50.5024	4,040.19	8,753.74	105,045
4	51.7649	4,141.19	8,972.59	107,671
5	53.0590	4,244.72	9,196.89	110,363
6	54.3855	4,350.84	9,426.81	113,122
7	55.7452	4,459.61	9,662.50	115,950
8	57.1387	4,571.10	9,904.05	118,849
9	58.5673	4,685.38	10,151.66	121,820
184				
1	50.4706	4,037.65	8,748.25	104,979
2	51.7324	4,138.59	8,966.95	107,603
3	53.0257	4,242.06	9,191.13	110,294
4	54.3514	4,348.11	9,420.91	113,051
5	55.7102	4,456.81	9,656.43	115,877
6	57.1029	4,568.23	9,897.84	118,774
7	58.5305	4,682.44	10,145.29	121,743
8	59.9937	4,799.50	10,398.91	124,787
9	61.4937	4,919.49	10,658.90	127,907
185				
1	52.9926	4,239.41	9,185.39	110,225
2	54.3174	4,345.40	9,415.02	112,980
3	55.6753	4,454.02	9,650.38	115,805
4	57.0672	4,565.38	9,891.65	118,700
5	58.4939	4,679.51	10,138.94	121,667
6	59.9563	4,796.50	10,392.42	124,709
7	61.4552	4,916.41	10,652.23	127,827
8	62.9915	5,039.32	10,918.53	131,022
9	64.5664	5,165.31	11,191.50	134,298
186				
1	55.6438	4,451.50	9,644.93	115,739
2	57.0349	4,562.79	9,886.05	118,633
3	58.4608	4,676.86	10,133.20	121,598
4	59.9223	4,793.78	10,386.53	124,638
5	61.4204	4,913.63	10,646.20	127,754
6	62.9559	5,036.47	10,912.36	130,948
7	64.5297	5,162.38	11,185.15	134,222
8	66.1430	5,291.44	11,464.79	137,577
9	67.7966	5,423.73	11,751.42	141,017
187				
1	58.4245	4,673.96	10,126.91	121,523
2	59.8850	4,790.80	10,380.06	124,561
3	61.3821	4,910.57	10,639.57	127,675
4	62.9167	5,033.34	10,905.56	130,867

**Inland Empire Utilities Agency
Salary Matrix
Effective November 20, 2019**

EXHIBIT 1

Range/Step	Hourly	Bi-Weekly	Monthly	Annually
5	64.4896	5,159.17	11,178.19	134,138
6	66.1019	5,288.15	11,457.66	137,492
7	67.7544	5,420.35	11,744.09	140,929
8	69.4483	5,555.86	12,037.70	144,452
9	71.1845	5,694.76	12,338.64	148,064
188				
1	61.3436	4,907.49	10,632.89	127,595
2	62.8771	5,030.17	10,898.70	130,784
3	64.4491	5,155.93	11,171.17	134,054
4	66.0602	5,284.82	11,450.44	137,405
5	67.7118	5,416.94	11,736.71	140,840
6	69.4046	5,552.37	12,030.14	144,362
7	71.1398	5,691.18	12,330.89	147,971
8	72.9182	5,833.45	12,639.15	151,670
9	74.7412	5,979.30	12,955.14	155,462
189				
1	64.4105	5,152.84	11,164.48	133,974
2	66.0208	5,281.66	11,443.60	137,323
3	67.6713	5,413.70	11,729.69	140,756
4	69.3631	5,549.05	12,022.93	144,275
5	71.0971	5,687.77	12,323.50	147,882
6	72.8745	5,829.96	12,631.58	151,579
7	74.6964	5,975.71	12,947.37	155,368
8	76.5639	6,125.11	13,271.07	159,253
9	78.4780	6,278.24	13,602.85	163,234
190				
1	67.6298	5,410.39	11,722.51	140,670
2	69.3206	5,545.65	12,015.57	144,187
3	71.0536	5,684.29	12,315.96	147,791
4	72.8299	5,826.39	12,623.85	151,486
5	74.6507	5,972.06	12,939.46	155,273
6	76.5169	6,121.35	13,262.94	159,155
7	78.4299	6,274.39	13,594.51	163,134
8	80.3907	6,431.25	13,934.38	167,213
9	82.4004	6,592.03	14,282.73	171,393
191				
1	71.0109	5,680.87	12,308.55	147,703
2	72.7861	5,822.89	12,616.26	151,395
3	74.6058	5,968.46	12,931.67	155,180
4	76.4709	6,117.67	13,254.96	159,060
5	78.3827	6,270.61	13,586.33	163,036
6	80.3423	6,427.39	13,926.00	167,112
7	82.3509	6,588.07	14,274.15	171,290
8	84.4096	6,752.77	14,631.01	175,572
9	86.5199	6,921.59	14,996.79	179,961

**Inland Empire Utilities Agency
Salary Matrix
Effective November 20, 2019**

EXHIBIT 1

Range/Step	Hourly	Bi-Weekly	Monthly	Annually
192				
1	74.5628	5,965.02	12,924.22	155,091
2	76.4269	6,114.15	13,247.33	158,968
3	78.3376	6,267.01	13,578.52	162,942
4	80.2960	6,423.68	13,917.97	167,016
5	82.3035	6,584.28	14,265.93	171,191
6	84.3610	6,748.88	14,622.57	175,471
7	86.4701	6,917.60	14,988.14	179,858
8	88.6317	7,090.54	15,362.83	184,354
9	90.8476	7,267.81	15,746.92	188,963
193				
1	78.2903	6,263.23	13,570.32	162,844
2	80.2475	6,419.80	13,909.57	166,915
3	82.2537	6,580.30	14,257.31	171,088
4	84.3100	6,744.80	14,613.74	175,365
5	86.4179	6,913.43	14,979.09	179,749
6	88.5782	7,086.26	15,353.56	184,243
7	90.7927	7,263.42	15,737.40	188,849
8	93.0625	7,445.00	16,130.84	193,570
9	95.3891	7,631.13	16,534.11	198,409
194				
1	82.2071	6,576.57	14,249.24	170,991
2	84.2623	6,740.98	14,605.46	175,266
3	86.3688	6,909.50	14,970.59	179,647
4	88.5280	7,082.24	15,344.86	184,138
5	90.7413	7,259.30	15,728.49	188,742
6	93.0098	7,440.79	16,121.71	193,460
7	95.3350	7,626.80	16,524.74	198,297
8	97.7184	7,817.47	16,937.86	203,254
9	100.1614	8,012.91	17,361.30	208,336
195				
1	86.3179	6,905.43	14,961.77	179,541
2	88.4758	7,078.06	15,335.81	184,030
3	90.6878	7,255.02	15,719.22	188,631
4	92.9549	7,436.40	16,112.19	193,346
5	95.2788	7,622.31	16,515.00	198,180
6	97.6608	7,812.87	16,927.87	203,134
7	100.1024	8,008.19	17,351.08	208,213
8	102.6049	8,208.39	17,784.85	213,418
9	105.1701	8,413.60	18,229.48	218,754
196				
1	90.6320	7,250.56	15,709.54	188,515
2	92.8978	7,431.83	16,102.29	193,227
3	95.2202	7,617.62	16,504.84	198,058
4	97.6008	7,808.06	16,917.47	203,010

**Inland Empire Utilities Agency
Salary Matrix
Effective November 20, 2019**

EXHIBIT 1

Range/Step	Hourly	Bi-Weekly	Monthly	Annually
5	100.0407	8,003.25	17,340.38	208,085
6	102.5418	8,203.34	17,773.91	213,287
7	105.1053	8,408.43	18,218.26	218,619
8	107.7329	8,618.63	18,673.70	224,084
9	110.4262	8,834.10	19,140.54	229,686
197				
1	95.1631	7,613.05	16,494.93	197,939
2	97.5421	7,803.37	16,907.30	202,888
3	99.9807	7,998.46	17,330.00	207,960
4	102.4802	8,198.42	17,763.24	213,159
5	105.0422	8,403.38	18,207.32	218,488
6	107.6684	8,613.47	18,662.52	223,950
7	110.3601	8,828.81	19,129.08	229,549
8	113.1191	9,049.53	19,607.30	235,288
9	115.9470	9,275.76	20,097.48	241,170
198				
1	99.9206	7,993.65	17,319.57	207,835
2	102.4185	8,193.48	17,752.55	213,031
3	104.9790	8,398.32	18,196.36	218,356
4	107.6035	8,608.28	18,651.28	223,815
5	110.2936	8,823.49	19,117.55	229,411
6	113.0509	9,044.08	19,595.50	235,146
7	115.8772	9,270.18	20,085.39	241,025
8	118.7741	9,501.93	20,587.52	247,050
9	121.7435	9,739.48	21,102.21	253,226
199				
1	107.4171	8,593.36	18,618.96	223,427
2	110.1024	8,808.19	19,084.42	229,013
3	112.8550	9,028.40	19,561.53	234,738
4	115.6764	9,254.11	20,050.57	240,607
5	118.5684	9,485.47	20,551.85	246,622
6	121.5326	9,722.60	21,065.64	252,788
7	124.5709	9,965.67	21,592.28	259,107
8	127.6851	10,214.81	22,132.09	265,585
9	130.8772	10,470.18	22,685.39	272,225
200				
1	115.4724	9,237.79	20,015.21	240,182
2	118.3592	9,468.73	20,515.59	246,187
3	121.3182	9,705.46	21,028.49	252,342
4	124.3511	9,948.09	21,554.20	258,650
5	127.4599	10,196.79	22,093.05	265,117
6	130.6464	10,451.71	22,645.37	271,744
7	133.9126	10,713.01	23,211.52	278,538
8	137.2604	10,980.83	23,791.80	285,502
9	140.6919	11,255.35	24,386.59	292,639

Inland Empire Utilities Agency
Salary Matrix
Effective November 20, 2019

EXHIBIT 1

Range/Step	Hourly	Bi-Weekly	Monthly	Annually
202				
1	42.9806	3,438.45	7,449.97	89,400
205				
1	141.1298	11,290.38	24,462.50	293,550
001				
1	12.0000			
2	13.0000			
3	14.0000			
4	15.0000			
5	16.0000			
6	17.0000			

**ACTION
ITEM**

5B



Date: November 20, 2019

To: The Honorable Board of Directors
Committee:

From: Shivaji Deshmukh, General Manager

ASD

Executive Contact: Shivaji Deshmukh, General Manager

Subject: IEUA Ballot for the Election of the 2020/21 President and Vice-President of the Association of California Water Agencies (ACWA)

Executive Summary:

On Wednesday, December 4, 2019, the General Membership of the Association of California Water Agencies (ACWA) will meet during ACWA's Fall Conference in San Diego to elect Officers for the two-year term of 2020/21. The Agency has the opportunity to cast its ballot by proxy voting card at this time. ACWA's Nominating Committee interviewed interested candidates for the positions and has recommended Mr. Steven LaMar (Irvine Ranch Water District) for President and Ms. Sarah Palmer (Zone 7 Water Agency) for Vice-President.

As of the writing of this report, Mr. LaMar's candidacy for ACWA President is unopposed. The nomination for ACWA Vice-President, however, is expected to be contested by Ms. Pamela Tobin (San Juan Water District) by a floor nomination.

ACWA customarily splits the officer positions between representatives from northern and southern California. Also, it is customary for ACWA's Vice-President to advance to President in the subsequent term.

Staff's Recommendation:

Determine the Agency's voting ballot for the election of ACWA's President and Vice-President.

Budget Impact Budgeted (Y/N): Y Amendment (Y/N): Y Amount for Requested Approval:

Account/Project Name:

Fiscal Impact (explain if not budgeted):

Prior Board Action:

N/A

Environmental Determination:

Not Applicable

Business Goal:

N/A

Attachments:

- Attachment 1 - Notice of ACWA's General Membership Meeting (October 4, 2019)
- Attachment 2 - Letter from Steven LaMar (October 14, 2019)
- Attachment 3 - Letter from Sarah Palmer (August 2019)
- Attachment 4 - Letter from Pamela Tobin (August 27, 2019)

TO: ACWA Member Agency Board Presidents and General Managers
CC: ACWA Board of Directors
FROM: Dave Eggerton, ACWA Executive Director
DATE: October 4, 2019
SUBJECT: Notice of General Session Membership Meeting at ACWA 2019 Fall Conference

There will be a General Session Membership Meeting at the 2019 Fall Conference in San Diego, California, on **Wednesday, December 4**. The purpose of this meeting is to formally nominate and elect ACWA's President and Vice President for the 2020-2021 term. The General Session Membership Meeting will convene at 1:15 p.m., immediately following the Wednesday luncheon program, which will be located in the Harbor Ballroom A-F, Manchester Grand Hyatt.

Election / Voting Process

The ACWA Nominating Committee has announced a 2020-2021 slate that recommends current **Vice President Steven LaMar for ACWA President** and current **Region 5 Vice Chair Sarah Palmer for ACWA Vice President**.

As provided by ACWA's Bylaws (Article 9, Section 9) nominations from the floor will be accepted prior to the vote. The Bylaws require that floor nominations and seconds be made by a member of the Association and must be supported by a resolution of the governing body of the member making and seconding such nomination. The member agency on whose board the nominee serves shall submit a resolution of support if they are not the agency making the floor nomination or second. **(See attached for detailed General Session/Election Procedures.)**

ACWA will issue one proxy voting card to each member agency's designated voting representative (delegate) as identified by the member agency on the attached proxy designation form. The designated voting representative must be **present** at the General Session Membership Meeting and must sign-in as the delegate to receive the proxy voting card. Proxy voting cards will **only** be available for pick-up on **Wednesday, December 4, between 9:00 a.m. and 12:00 p.m.** at the **ACWA General Session Desk** in the **Harbor Foyer, Manchester Grand Hyatt**. Proxy voting cards will not be issued before or after these hours.

To expedite the sign-in process at the **ACWA General Session Desk**, please indicate your voting delegate in advance on the enclosed proxy designation form and return it by email (donnap@acwa.com) or fax



(916-325-4857) by Monday, November 25. If there is a last minute change of delegate, please let us know by contacting ACWA's Clerk of the Board, Donna Pangborn at donnap@acwa.com.

If you have any questions regarding this process, please contact Clerk of the Board Donna Pangborn at the ACWA office at 916-441-4545 or donnap@acwa.com.

dgp

Enclosures:

1. General Session/Election Procedures
2. Proxy Designation Form

GENERAL SESSION/ELECTION PROCEDURES FOR ACWA 2019 FALL CONFERENCE

The following information is provided to inform the ACWA member agency delegates attending the 2019 Fall Conference of the procedures to be used pertaining to the nomination and election of ACWA officers during the General Session Membership Meeting.

PROXY VOTING CARDS – (REQUIRED FOR VOTING)

ACWA will issue one proxy voting card each member agency's designated voting representative (delegate) as officially identified by the member agency. In order to vote during the General Session Membership Meeting, the designated voting representative must be **present** at the General Session Membership Meeting and must sign-in as the delegate to receive the proxy voting card no later than **12:00 p.m. on Wednesday, December 4**. Upon sign-in, the voting delegate will receive the required proxy voting cards. Proxy voting cards will **only** be available for pick-up on **Wednesday, December 4, between 9:00 a.m. and 12:00 p.m.** at the **ACWA General Session Desk** in the **Harbor Foyer**, Manchester Grand Hyatt. Proxy voting cards will not be issued before or after these hours. The luncheon and General Session Membership Meeting will be held in the Harbor Ballroom A-F.

GENERAL SESSION MEMBERSHIP MEETING, WEDNESDAY, DEC. 4 (DOORS OPEN AT 1:05 P.M.)

1. The General Session Membership Meeting will be called to order at 1:15 p.m. and a quorum will be determined. The presence of 50 authorized voting representatives is required to establish a quorum for transacting business.
2. Legal Affairs Committee Chair Jennifer Buckman will provide an overview of the agenda and election procedures.
3. Nominating Committee Chair DeAna Verbeke will present the committee's report and announce the candidate for ACWA President.
4. President Brent Hastey will call for floor nominations for ACWA President.
5. If there are no floor nominations for President, the election will proceed. President Hastey will close the nominations and delegates will vote by holding up their "Yes" or "No" proxy voting cards.
6. If there are floor nominations for President, the nomination will follow the procedures established by Article 9 of ACWA's Bylaws, stating that floor nominations and seconds shall be made by a member of the Association and must be supported by a resolution of the governing body of the member making and seconding such nomination. The member agency on whose board the nominee serves shall submit a resolution of support if they are not the agency making the floor nomination or second.
 - a. Ballots will be distributed to the voting delegates.
 - b. Delegates will complete their ballots and place them in the ballot box, which will be centrally located in the Harbor Ballroom A-F meeting room.
 - c. Tellers' Committee will count the ballots. President Hastey has appointed the following staff members to serve as the Tellers' Committee: Clerk of the Board Donna Pangborn; Director of Business Development & Events Paula Currie; and Executive Assistant Lili Vogelsang.
 - d. Legal Affairs Committee Chair Jennifer Buckman will serve as the proctor to oversee the ballot counting process.
 - e. Candidates are welcome to designate an observer to be present during the ballot counting process.

- f. Results of the ballot count will be announced. Election of ACWA's officers will be determined by a majority of the members present and voting. If any one candidate does not receive a majority of the vote, successive ballot counts will be conducted until a candidate is elected, consistent with Robert's Rules of Order.
7. Nominating Committee Chair DeAna Verbeke will announce the candidate for ACWA Vice President.
8. President Brent Hastey will call for floor nominations for ACWA Vice President.
9. If there are no floor nominations for Vice President, the election will proceed. President Hastey will close the nominations and delegates will vote by holding up their "Yes" or "No" proxy voting cards.
10. If there **are** floor nominations for Vice President, the nominations will follow the procedures described in item 6 above, and the election will proceed according to the steps outlined in 6.a. through 6.f.



October 14, 2019

Board of Directors
Inland Empire Utilities Agency
P.O. Box 9020
Chino Hills, CA 91709

Dear President and Members of the Board:

I am pleased to share with you that the Association of California Water Agencies (ACWA) Nominating Committee has selected me as their recommended candidate to serve in the role of ACWA President for the 2020-2021 term. I am excited about having the continued opportunity to play a leadership role in ACWA and represent your water agency and the other 457 ACWA member agencies in addressing California's increasingly complex water issues. I am writing to respectfully request your agency's support for my candidacy during the ACWA Officer Election at our fall conference.

My experience in serving as the ACWA Vice President the past two years, in addition to participating on various ACWA committees and in numerous events over the years, has shown me that it is the people that make the difference in the success of our statewide organization. The diversity among water agencies – north/south, east/west, large/small, ag/urban, coastal/mountain, desert/forest – provides a stellar example of the value of collaboration. Statewide, ACWA member agencies have the expertise to solve almost any water issue when given the opportunity. One of the things I enjoy most about being a part of ACWA is being able to learn from water experts from each of our regions. Together we are a mighty force throughout California and together we can solve difficult issues to the benefit of all Californians.

I have attached a brief summary of my experience. While this experience is indeed important, what I treasure most is having the support of people whom I respect within ACWA – past presidents, fellow ACWA Board members, friends from other water agency boards, general managers and district staff.

Many agencies have already indicated support for my candidacy, and I am very grateful for their early votes of confidence. I respectfully ask for an opportunity to represent the best interests of water agencies throughout California and ask for your agency's vote. I look forward to seeing you at our fall conference in San Diego. Thank you in advance for your support. Please contact me if you have any questions about my candidacy at 714-227-2869.

Respectfully,

A handwritten signature in blue ink that reads "Steven E. LaMar".

Steven E. LaMar
Director

Enclosure: Statement of Qualifications

STEVEN E. LAMAR

Statement of Qualifications for President Association of California Water Agencies

- Inclusive Leadership
- Active Advocacy
- Strong Commitment to the Water Community

“Seeing things from all perspectives and working together to make a difference. This is not only the best way to forge alliances and make tough policy decisions, it’s essential for good governance.”



Inclusive Leadership: Experience that Counts

Steve LaMar has been a member of the Irvine Ranch Water District (IRWD) Board of Directors since early 2009, serving multiple terms as Board President. In past elections, he received support and endorsements from both the business community (e.g., Orange County Business Council, Building Industry Association) and environmental groups (e.g., Orange County League of Conservation Voters, Sierra Club).

Mr. LaMar has also served in leadership roles for the Association of California Water Agencies (ACWA). He is currently Vice President, past Chair of the ACWA Federal Affairs Committee, and a member of ACWA’s Executive Committee. He is a past Chair of ACWA’s Headwaters Task Force. Mr. LaMar has served on the board of directors of several other water-related organizations, including the National Water Resources Association (representing 17 Western states), the Southern California Water Coalition, CalDesal, and the National Water Research Institute.

Beyond his water industry involvement, Steve has held leadership positions at a wide range of organizations, such as President of the Natural Communities Coalition of Orange County, a nonprofit organization responsible for implementing California’s first natural community conservation plan and for protecting 37,000 acres of habitat. He was a past leader in the California Building Industry Association, where he chaired both the Water Resources Committee and the Government Affairs Committee.

Active Advocacy: Not Just Words

Mr. LaMar has a history of advocating for ACWA’s policies and initiatives in his current role as an ACWA officer and through service on numerous ACWA committees. He currently chairs ACWA’s Water Resilience Portfolio Working Group to develop ACWA’s recommendations to the Newsom Administration and the ACWA Board Steering Committee to draft ACWA’s first five-year strategic plan.

A Long-Term Commitment to the Water Community: Live What You Believe

Steve’s commitment to the water community pre-dates his joining the Board of IRWD. He worked on the Delta Vision Stakeholders Coordinating Group as a business representative, the AB 2717 Landscape Task Force as the chair of the Economics Work Group, the 2005 and 2009 Advisory Committees for the California Water Plan, the State Water Desalination Task Force, and Governor Davis’ Drought Advisory Panel.

Serving on the Board of IRWD has provided Mr. LaMar with the knowledge and understanding of what goes into providing retail water service to a broad and diverse community. He has a Bachelor of Arts in Political Science from Pittsburg State University and an Environmental Management Institute Certificate from the U.S. Environmental Protection Agency.

Irvine Ranch Water District is a large retail water and sewer agency in Orange County, California serving over 400,000 residents in a 180-square-mile area, with approximately 115,000 water and sewer service connections.

August 2019

Dear ACWA member and Board President,



I have included an introduction/information letter and resumé, a sample Resolution of Support which I hope your Board can pass, and a personal endorsement form for you or any other of your Board members who may want to endorse me. (I would love that!)

If I am successful in becoming ACWA Vice President, I look forward to visiting your agency some time in the next couple of years, and providing leadership and a sounding board for your region's issues and concerns. Each region is unique and requires serious consideration of the perspectives of the people who know it best.

Please feel free to contact me with any questions or concerns.

Thank you, and I look forward to working together!



Sarah Palmer
Director, Zone 7 Water Agency
Vice Chair ACWA Region 5

spalmer@zone7water.com

palmer.sarahL@gmail.com

925-784-1727 cell

July 30, 2019

Fellow ACWA Member;


Let me introduce myself! I am Sarah Palmer and I would like your support in becoming the next Association of California Water Agencies (ACWA) Vice President. As a Director for Zone 7 Water Agency since 2006, a teacher of Environmental Science in the college and high school levels, as well as a guest contractor at Lawrence Livermore National Labs with the UC Davis Groundwater Ambient Monitoring and Assessment (GAMA) project, I have been involved in many of the complexities of water in our state. My membership in ACWA has given me the opportunity to hear and understand the diverse viewpoints and challenges faced by the different regions of California, as well as be enriched by the people involved.



With ACWA, I have served as Vice Chair of Region 5 and attended several regional activities and events. These have been instrumental in giving me an appreciation of the issues and people of each region. I am an active member of the Agriculture, Water Management, and Water Quality Committees and have helped wrestle with emerging concerns in notification and response levels in the PFOA/PFAS Subcommittee. PFOA/PFAS is only one set of the troubling issues in which we are so fortunate to have the advocacy of ACWA involved. My participation in the ACWA Steering Committee has given me a deeper understanding of the inner workings of our agency and a heightened appreciation of the ACWA staff. The cooperative efforts of ACWA officers, staff and committee members and their work with legislators has averted a water tax, and helped formulate statewide programs. I have had the opportunity to attend three Washington, DC Legislative Conferences and am grateful for the work our DC ACWA staff does to prepare us for these important meetings. The ACWA Bi-annual Conferences present extraordinary opportunities for education and connection. I have attended nine of them. The keynote speakers have been consistently good and often inspiring. With all the various regional differences and diversity of political opinions, it is always heartening to see that ACWA members really do work toward seeing ourselves as "one water", striving to set aside individual and regional biases for the common good.

My 13 years as a Director for Zone 7 Water Agency has seen both drought and flood, litigation and contentious rate changes, three General Managers and some organizational restructuring. I have served as President for three terms, and have been active on Finance, Administrative, Tri-Valley Liaison, and Water Quality standing committees and served on three *ad hoc* committees. Again, work by our wonderful staff has brought us several Finance awards and approval of our SGMA Groundwater Sustainability Plan. Both staff and Board actively interact with our community locally and county-wide.

I have a Ph.D. in Cell Physiology and Biochemistry from the University of Toronto and a B.A. in Biology and Political Science (double major) from New York University. This background in science, with my subsequent research and teaching careers, have led me to wonderful opportunities for communicating complex concepts to both professional and lay groups. My experience has been beneficial in my role as communicator for environmental and other water education issues for both children and adults. I was named Alameda County District Teacher of the Year in 2006. I have been a speaker for Lawrence Livermore National Labs presentations and for Zone 7 Water Agency. My experience as a docent for the Elkhorn Slough National Estuarine Research Reserve has provided valuable insight into the functions of an estuary.



Although I am not a native Californian, (I am from Buffalo, NY... yes the winters are horrendous!) I have lived in Livermore for most of my adult life and have the great good fortune of having raised a true California girl who has become a fabulous and productive young woman. My sports are water related. I have been a SCUBA divemaster, and am an active kayaker and paddle boarder. I also paint abstract and impressionist works and train my wonderful dog.

California is my home, and California water is my passion. Water is THE big issue for all of us; our livelihoods, health and welfare, politics and environment. It touches almost every aspect of our lives in some way. It is inextricably involved in issues of climate change. We in the water industry and every related field are on the front lines and our resolve to ensure safe and sustainable water for us and our environment is paramount. Please support me in becoming Vice President of ACWA to provide leadership and vision to help us continue to work together to provide a healthy future for all Californians.

Thank you for your consideration!
Sincerely,

Sarah Palmer
925-784-1727
palmer.sarahL@gmail.com
spalmer@zone7water.com

Resumé attached

Resumé

Sarah Palmer, Ph.D.

546 Lagrange Lane
Livermore, CA 94550
palmer.sarahL@gmail.com
spalmer@zone7water.com
(925) 784-1727 (c)

My goal is to become the next Vice President of the Association of California Water Agencies. Why? Water impacts all life, public health, politics, and environment. Water brings in almost all areas of science and culture. My background in community engagement, public speaking, and science, especially in science communication, make me eminently qualified to fill this role.

Leadership in Water

Director of Alameda County Zone 7 Flood Control and Water Agency (Zone 7 Water Agency) Board of Directors since 2006

Board President for 3 terms

Committees:

Finance, Administrative, Water Resources, Tri-Valley Liaison (this addresses topics of interest between Zone 7, cities and retail water agencies, including rate change issues and land use). I have also served on 3 ad hoc committees.

ACWA Region 5 Vice-Chair

ACWA Board of Directors

ACWA Committees:

Steering Committee

Water Quality Committee

PFOA/PFAS subcommittee

Water Management Committee

Agriculture Committee

Director of Delta Conveyance Design and Construction Joint Powers Authority

Leadership in Education

- Women Chemist Committee of the American Chemical Society Northern California Division - Chair
- Coordinator for US National Chemistry Olympiad – American Chemical Society, Northern California Section
- K-12 Alliance Staff Developer
- Las Positas College Academic Senate, Part Time Faculty Representative
- Chabot/ Las Positas Faculty Association Board, Adjunct Faculty Representative
- CTE online curriculum developer (www.cteonline.org)
- Alameda County District Teacher of the Year (2006)
- Lead Teacher for Environmental Research Academy, STEP/ETEC at Lawrence Livermore National Laboratory
- Team Leader in SUPER! (Science Understanding Promotes Environmental Responsibility) at Sandia National Labs, Livermore
- Science Fair Coordinator for Livermore Valley Joint Unified School District, Livermore High School
- Environmental Career Pathway Coordinator, Foothill High School, Pleasanton

- Student Success Committee, Las Positas College: explores methods and programs for assuring the success of students of various cultural, ethnic, educational, and generational backgrounds, addressing the needs presented by different learning styles and multicultural perspectives.
- Mentor for Biomedical Pathway at Dublin High School
- Girl Scout leader
- Reader for California State funded educational grants

Outreach:

- Groundwater Monitoring and Assessment Program (GAMA), Contractor with UC Davis
- Science on Saturday: Teacher Coordinator / Co-Presenter for 4 years
- Edward Teller Science and Technology Symposia Workshop Presenter for three years
- U.S. Forest Service public education outreach for Kokanee Salmon Festival for over 10 years
- "Expanding Your Horizons" and Career Days presentations for high school groups.
- Public Information Presentations for community groups, homeowners associations, American Association of University Women
- Presenter for Science Technology Engineering and Math (STEM) projects for middle school girls

Research and Industry

Lawrence Livermore National Labs: Guest Participant
 International Immunoassay Labs: Technical Support Scientist
 UC Berkeley Cancer Research Lab: Post-Doctoral Research Scientist
 NASA Goddard Space Flight Center: Data Technician contract

Teaching in Biological Sciences and Biochemistry

Subjects from Environmental Science, Marine Biology, and Botany to Genetics, Evolution, and Cell and Molecular Biology to name just a few, at the following:

Tri-Valley Regional Occupational Programs
 Las Positas College
 Holy Names College
 Mills College
 California State University, Hayward
 University of California Berkeley
 Saint Mary's College
 University of Toronto

Volunteer

Docent for Elkhorn Slough National Estuarine Research Reserve
 Animal Rescue Foundation Therapy Dog Partner
 Pacific Chamber Orchestra Fundraising

Education:

Ph.D. Cell Biology / Biochemistry	University of Toronto, Dept. of Zoology Toronto, Ontario, M5S-1A1, Canada
B.A. Biology / Political Science	New York University, New York, N Y



August 27, 2019

Director
Pamela Tobin

Board Chair/President
Inland Empire Utilities Agency
PO Box 9020
Chino Hills, CA 91709

RE: ACWA Vice President Election – 2020-'21 Term

Dear Board Chair/President:

I am excited and proud to announce my candidacy for the office of Vice President of the Association of California Water Agencies (ACWA) for the 2020-2021 term and ask for your support. My more than 15 years of experience in local, regional and statewide water issues uniquely qualifies me for this role with ACWA.

I am honored to have the full support for my candidacy from my home district San Juan Water District in Northern California, where I have served on the Board of Directors since 2004, and from the Regional Water Authority / Sacramento Groundwater Authority, where I have also served on the Board and in leadership for 15 years. Additionally, I have been an active and supportive participant in ACWA, serving as current Chair of ACWA Region 4 and a member of the ACWA Board of Directors, and as a member of the Federal Affairs and Local Government Committees. I currently serve on the ACWA-Joint Powers Authority Board of Directors and Liability Committee.

In addition to my leadership roles in the water policy arena, I bring strong skills in the areas of strategic planning, finance, leadership and coalition building, forging strong partnerships between the community and the organizations in which I have served. I fully understand, and I am prepared to dedicate the time necessary to the position of ACWA Vice President and would dedicate my expertise in water and other personal strengths to support ACWA's priorities and mission.

It is a challenging time in California water which requires a commitment to seeking collaborative solutions that will work for ACWA's public water agency members and the customers they serve. I have a passion to bring my experience and skills to ACWA and would be honored to represent the association as its Vice President to advance issues of importance to its membership.

I look forward to meeting with many of you over the next few months. More details on my qualifications are provided in the attached document.

Thank you for your time and consideration of support. If you have any questions or concerns, please don't hesitate to contact me directly.

Sincerely,

Pam Tobin,
San Juan Water District Director; ACWA Region 4 Chair; ACWA-JPIA Board Member;
Sacramento Groundwater Authority Chair; Sacramento Regional Water Authority Board/Executive Committee Member



PAMELA TOBIN

petpyrs@surewest.net | C: 916-275-0875 |

Statement of Qualifications

August 2019

Hello ACWA Members:

My name is Pam Tobin and I am asking for your support to be ACWA Vice President (2020 -'21 term). I have more than 15 years of experience in California water at the local, regional and statewide level. I have served on the Board of Directors of the San Juan Water District in Northern California since 2004, including three terms as President of the Board. I also have served multiple terms as Chair of both the Sacramento Regional Water Authority and the Sacramento Groundwater Authority.



As you know, this recent period in California water has presented many challenges for public water agencies and the elected directors who lead them. In my various roles, I have engaged in policy deliberations addressing the worst drought in California's history, landmark groundwater legislation known as SGMA, and ongoing efforts to stabilize the Delta. The most gratifying part of working to find solutions is the relationships I have built.

I value my active participation in ACWA. ACWA is the place where all water agencies come together to learn, to share and to make a difference as we create strategies and policies that will work for the 450 public water agency members under the ACWA umbrella. Whether the agencies are from the north, middle or southern end of the state or serve ag, urban or rural customers, we have more in common than we think because we all serve the public interest. I have been energized by my time on the ACWA Board of Directors as the ACWA Region 4 Chair, hashing out key federal issues and representing ACWA legislative positions on Capitol Hill and thinking about the local issues and how best to serve customers through participation on the Local Government Committee.

It has been extremely rewarding to work closely with the ACWA Board to devise statewide policies on everything from safe drinking water access and quality, to conservation and drought contingency, to providing input to the Newsom Administration on a future water portfolio for California. Also, I have enjoyed serving as a member of the ACWA Board Steering Committee carving out a future path for ACWA through a five-year Strategic Plan. As an ACWA-JPIA Board member and a recently appointed member of its Liability Committee, I have worked to ensure we are offering the critical insurance services that public water agencies need today and into the

future, by securing ACWA-JPIA's financial health and growth. Through these activities, I have been able to put my personal skills around policy development, collaboration, finance, and conflict resolution on the table to help make progress.

Those who know me know that I am not afraid to dig into the tough issues. In fact, I relish the opportunity to work collaboratively with all parties to find the "win-win" outcome. I also am an independent thinker and can make the tough calls. That is what ACWA is all about. ACWA brings the issues, the solutions and the people together. This is precisely why I want to use my experience and skills to help advance ACWA's mission and vision as its vice president.

Serving on the board at San Juan Water District has provided the opportunity to understand both the wholesale and retail side of the water business. We serve families and businesses. While we have some of the most senior water rights in California (1853), the agency also is an American River Division contractor with the Federal Central Valley Project. The agency is active in regional groundwater management / conjunctive use planning, with issues such as SGMA implementation which has helped me to better understand the challenges that other agencies experience. My time working with more than 22 public water agencies, private water companies, cities and counties through my work with the Regional Water Authority and Sacramento Groundwater Authority has been another opportunity to build partnerships for collaborative solutions.

So, what do I do in my spare time? You might be surprised to know that I am a long-time realtor and property developer with over 30 years as a business owner. Understanding the nexus between land-use planning and water management has been invaluable in my water role and in my professional life. But my real passion is caring for our four-legged friends. For many years I focused on showing dogs, but now I rescue them. It is the hardest and best thing I have ever done.

My background: I hail from Laconia, New Hampshire, growing up in the Lakes Region. I have called California home since 1971. I have been married to my wonderful, supportive husband for 38 years. I have two grown children, my oldest son is a senior engineer in upper management for the City of Los Angeles and the youngest is an attorney living and working in Los Angeles. I also have four grandchildren.



Finally, I did not come to the decision to run for ACWA Vice President lightly. As is sometimes the case, several ACWA water leaders that I respect came to me and told me that I should throw my hat in the ring for ACWA VP. Everything I have done to date has prepared me for this moment. I look forward to meeting with many of you to share my ACWA vision and commitment to you personally and hope that I can count on your support for ACWA Vice President.



PAMELA TOBIN

petpyrs@surewest.net | C: 916-275-0875

With more than 15 years of involvement in local, regional and statewide water issues as an elected and appointed official, I will bring considerable experience and knowledge to the office of ACWA Vice President including: water policy development, organizational governance and collaboration / coalition building. I have a passion for helping agencies and organizations to fulfill their mission and support their customers and communities. I serve on the San Juan Water District and Regional Water Authority (RWA) Boards; Chair, Sacramento Groundwater Authority (SGA) and ACWA-Joint Powers Authority Board of Directors and Liability Committee. I have actively served in ACWA leadership as ACWA Region 4 Chair, and as a member of the Federal Affairs and Local Government Committees.

Skills

- Financial Leadership
- Policy Development
- Contract Negotiations
- Collaboration and Coalition Building
- Public Agency and Organizational Governance
- Strategic Planning
- Testimony before State and Federal Agencies / Elected Bodies

Related Water Experience

Association of California Water Agencies Sacramento, CA

- Chair, Region 4 Board of Directors (2018-2019)
- Member, ACWA Board of Directors (2018-2019)
- Member, Region 4 Board of Directors (Since 2014)
- Member, Federal Affairs Committee (2014-2019)
- Member, BOD Strategic Plan Steering Committee (2019)
- Member Local Government Committee (2014-2015)
- Attended ACWA Conferences (2004-2019)
- Attended ACWA's Washington D.C. Conference (2015-2019), including serving as member advocate in ACWA's lobbying visits with members of Congress and their staffs, Administration officials and other D.C. leadership.

ACWA Joint Powers Authority Roseville, CA

- Member, Board of Directors (01/2016 – Current)
- Participate in monthly ACWA-JPIA Board meetings. Provide organizational leadership and collaborate with member partners to establish long-term goals, strategies and policies.
- Member of the ACWA-JPIA Liability Committee where I promote financial health and growth.

San Juan Water District
Granite Bay, CA

San Juan is both a wholesale and retail agency, with over 10,000 retail connections and serving a total wholesale population of over 150,000 in North-Eastern Sacramento County and Southern Placer County. Agency has one of the most senior water rights in California (1853) and is also an American River Division contractor with the Federal Central Valley Project

Member, Board of Directors (01/2004 – Current)
President (2016, 2012,2007))

- Provide leadership and guidance, facilitate solutions and collaboration on a variety issues including:
 - District operations and governance
 - Regional water transfers
 - Groundwater / conjunctive use planning
 - District financial issues and budget
 - District policies and business practices

Regional Water Authority & Sacramento Groundwater Authority
Citrus Heights, CA

Each Board is comprised of General Managers and Elected Officials from more than 22 public water agencies, private water companies, cities and counties

Member, Board of Directors (01/2004 – Current)

- Represent San Juan WD on the RWA Board since 2004, including providing leadership as Past Chair (2012) and long-time member of the Executive Committee (2011-2014, 2016-current).
- Received 2018 RWA Distinguished Service Award in recognition of my many years of active service and contributions.
- Facilitate open dialogue, resolved conflicts and negotiated agreements between parties in order to reach win-win solutions and clarify goals
- Shepherd consensus and collaboration with professional staff
- Serve as current Chair of the Sacramento Groundwater Authority and Board member since 2004. (Past Chair - 2007 & 2008).

Professional Experience

- Curtis Real Estate – Realtor (2004-Present)
- Property Exchange Pro LLC – Owner, (2015- Present) – Provide comprehensive real estate services for residential and land markets.

Volunteer & Community Involvement

- Great Pyrenees Rescue – President (1996-Present). Sierra Pacific Great Pyrenees Rescue is a non-profit organization, charged with saving and restoring health of Great Pyrenees and Great Pyrenees mixed dogs. In the past 33 years, I rescued over 2,500 dogs through this program.
- 4-H Club of Placer County – Served as Community Leader (1982-1996)
- Alliance of Therapy Dogs – Tester / Observer (20 Years)

Awards

- Regional Water Authority - 2018 Distinguished Service Award
- Volunteer Center of Sacramento – 2007 Volunteer Spirit Award, “Sacramento Community Change Maker”



Pamela Tobin
My Priorities for ACWA

August 2019

I am often asked, “What is your personal vision for how you hope to contribute to making ACWA better and more valuable to its members?” Here are my priorities:

- **Demystify ACWA:** Local public water agencies have an increasing number of challenges to deal with. ACWA is here to help them, but we must continue to educate them on the services available through ACWA. I want to be an active ambassador on this front. I am a people person and enjoy relating to folks from around the state.
- **Increase Member Involvement:** Keeping member agencies connected to ACWA is truly a job that is never done. With the major turnover in the water industry, we must be vigilant to continue to engage members and solicit their input.
- **Advance Forest Management and Protect Local Water Agencies:** We are making great progress on securing funding and getting folks up the learning curve on the need to reduce fire risk and protect our source water. A lesser understood side effect of catastrophic fires is the burden that it puts on local water agencies who may be shouldered with the fallout of issues like inverse condemnation. We need to bring visibility to this issue and protect our members.
- **Support the Resiliency Portfolio:** Just as ACWA has done through the decades with past administrations, it must step up to proactively provide constructive and innovative input to the Newsom Administration’s water vision. I am proud of ACWA’s work on this and my involvement.

Pam Tobin – Endorsement Form

I, _____, endorse Pam Tobin from the San Juan Water District for the office of Vice President of the Association of California Water Agencies for the 2020-'21 term. I give my permission to use my name in support and endorsement. My personal endorsement does not necessarily represent the position of my Board, Agency or Organization.

Please return this page to me at petpyrs@surewest.net or fax at 916-791-6955

**ACTION
ITEM**

5C



Date: November 20, 2019

To: The Honorable Board of Directors
Committee:

From: Shivaji Deshmukh, General Manager *SD*

Executive Contact: Shivaji Deshmukh, General Manager

Subject: Adoption of Resolution Establishing a Policy for Election of Board Officers

Executive Summary:

This matter is on the agenda for consideration and possible Board action at the request of Board members' comments expressed at the November 6, 2019 Board workshop. Presented are two draft resolution options. Draft Resolution No. 2019-11-8, provides for the annual election of Board officers to be conducted in December of each year. Under this draft resolution, officers would be elected and serve a one-year term of office. Draft Resolution No. 2019-11-9, offers a program where officers would be rotated annually in a predetermined plan of succession. This draft resolution was discussed in 2018, but never acted upon by the Board.

Staff's Recommendation:

Staff has no recommendation.

Budget Impact *Budgeted (Y/N): N* *Amendment (Y/N): N* *Amount for Requested Approval:*

Account/Project Name:

Fiscal Impact *(explain if not budgeted):*

There is no fiscal impact.

Prior Board Action:

Historically, the Board has followed the provisions of Water Code Section 71273, which provides that officers be elected in January of odd numbered years. This is the minimum requirement. There are agencies that have implemented policies where officers are elected on a more frequent basis.

Environmental Determination:

Not Applicable

Business Goal:

The election of officers is in line with the Agency's commitment to apply ethical, fiscally responsible, transparent and environmentally sustainable principles to all aspects of business and organizational conduct.

Attachments:

- Attachment 1 - Draft Resolution No. 2019-11-8
- Attachment 2 - Draft Resolution No. 2019-11-9

RESOLUTION NO. 2019-11-8

A RESOLUTION OF THE BOARD OF DIRECTORS OF THE INLAND EMPIRE UTILITIES AGENCY, A MUNICIPAL WATER DISTRICT, ESTABLISHING A POLICY FOR THE ELECTION OF BOARD OFFICERS

WHEREAS, Inland Empire Utilities Agency (“IEUA”) is a municipal water district established pursuant to Section 71000 et seq. of the California Water Code;

WHEREAS, pursuant to California Water Code § 71273, the IEUA Board of Directors (“Board”) shall elect one of its members as President at least every January of each odd-numbered year. In addition, Water Code Section 71273 permits the Board to elect, at any meeting of the Board, one of its members as Vice President who shall exercise the powers of the President, if the President is absent or unable to act;

WHEREAS, pursuant to California Water Code Section 71340, the IEUA Board is required to appoint persons to certain offices including, without limitation, a Secretary and a Treasurer. Water Code Section 71342 permits the Board to consolidate the offices of Secretary and Treasurer;

WHEREAS, Effective on or about January 1, 2014, Water Code Section 71253 was amended to provide that candidates elected to serve as members of the Board of Directors would assume office on the first Friday of December succeeding their election; and

WHEREAS, the IEUA Board of Directors now desires to enact a procedure by which certain Board officers are elected and appointed;

NOW, THEREFORE, BE IT RESOLVED by the Board of Directors that the election and appointment of Board members to the positions of President, Vice President, and Secretary/Treasurer shall be implemented as follows:

SECTION 1. At the second meeting of the Board in December of every year, the Board shall elect Board officers pursuant to the IEUA Administrative Handbook and as authorized by this Resolution. The election shall be through nomination and majority vote of the Board members. Separate votes may be taken on the positions of President, Vice President, and Secretary Treasurer in order to elect each position. In the alternative, one vote may be taken on the positions of President, Vice President, and Secretary/Treasurer, approving a slate of nominated candidates.

SECTION 2. Each officer's term of office shall begin on the first day of January following their election as an officer of the Board and shall terminate on the final day of December of the same year.

SECTION 3. This Resolution shall take effect and be in force on the date of adoption set forth below.

SECTION 4. The purpose and intent of this Resolution is to implement procedures for the election and appointment of the President, Vice President, and Secretary/Treasurer in addition to, and in conjunction with, the applicable procedures set forth in IEUA Administrative Handbook. However, in the event of any conflict between the provisions of this Resolution and the provisions of IEUA's Administrative Handbook, the procedures of this Resolution shall be controlling.

SECTION 5. The President of the Board shall sign this Resolution and the Secretary/Treasurer of the Board shall attest thereto.

ADOPTED this 20th day of November 2019,

Paul Hofer
President of the Inland Empire Utilities Agency*
and of the Board of Directors thereof

ATTEST:

Kati Parker
Secretary/Treasurer of the Inland Empire Utilities Agency*
and of the Board of Directors thereof

(SEAL)

STATE OF CALIFORNIA)
)
COUNTY OF SAN BERNARDINO)

I, Kati Parker, Secretary/Treasurer of the Inland Empire Utilities Agency*, DO
HEREBY CERTIFY that the foregoing Resolution being No. 2019-11-10, was adopted at
a regular meeting on November 20, 2019, of said Agency by the following vote:

AYES:

NOYES:

ABSTAIN:

ABSENT:

Kati Parker
Secretary/Treasurer

(SEAL)

*A Municipal Water District

RESOLUTION NO. 2019-11-9

A RESOLUTION OF THE BOARD OF DIRECTORS OF THE INLAND EMPIRE UTILITIES AGENCY, A MUNICIPAL WATER DISTRICT, SAN BERNARDINO COUNTY, CALIFORNIA, ESTABLISHING A POLICY FOR ROTATION OF BOARD OFFICERS

WHEREAS, Inland Empire Utilities Agency (“IEUA”) is a municipal water district established pursuant to Section 71000 et seq. of the California Water Code;

WHEREAS, pursuant to California Water Code § 71273, the IEUA Board of Directors (“Board”) shall elect one of its members as President at least every January of each odd-numbered year. In addition, Water Code Section 71273 permits the Board to elect, at any meeting of the Board, one of its members as Vice President who shall exercise the powers of the President, if the President is absent or unable to act;

WHEREAS, pursuant to California Water Code Section 71340, the IEUA Board is required to appoint persons to certain offices including, without limitation, a Secretary and a Treasurer. Water Code Section 71342 permits the Board to consolidate the offices of Secretary and Treasurer;

WHEREAS, the IEUA Board of Directors now desires to enact a procedure by which certain Board officers are elected and appointed

NOW, THEREFORE, BE IT RESOLVED by the Board of Directors that:

SECTION 1. The election and appointment of Board members to the positions of President, Vice President, and Secretary/Treasurer shall be implemented as follows:

The positions of President, Vice President, and Secretary/Treasurer shall be rotated among the Board members as follows:

- a. The member of the Board serving as President before the first meeting of the Board in January shall rotate out of that position and into the fifth position in the rotation among the Board members.
- b. The member of the Board serving as Vice President before the first meeting of the Board in January shall be appointed to the position of President.
- c. The member of the Board serving as Secretary-Treasurer before the first meeting of the Board in January shall be appointed to the position of Vice President.

- d. The member of the Board who is in the fourth position in the rotation among the Board members before the first meeting of the Board in January shall be appointed to the position of Secretary/Treasurer.
- e. The member of the Board who is in the fifth position in the rotation among the Board members before the first meeting of the Board in January shall rotate to the fourth position in the rotation schedule.
- f. The fourth and fifth positions in the Board's rotation schedule shall be allocated based on the Board members' tenure with the Board; Should the service time of multiple Board members be identical for purposes of setting the rotation schedule described above, the affected positions in the rotation schedule of Board members with identical amounts of service time shall be decided by lot.

SECTION 2. Board members serving in the fourth and fifth positions in the rotation as described above shall be selected based on length of service time with the Board with the longer serving Board member taking the fourth position. Should two or more new Board members be elected to the Board at the same time, the affected positions in the rotation schedule shall be decided by lot.

SECTION 3. Any Board member who takes office as a new member of the Board, as opposed to taking office upon reelection, shall take the fifth position in the rotation among the Board members. At the time of such an event, the other Board members shall then be rotated to one higher position in the rotation and the Board shall then conduct the election/appointment pursuant to the rotation and procedure set forth in Section 1 of this Resolution. A Board member who is reelected shall maintain his or her position in the rotation schedule held prior to the reelection.

SECTION 4. At the first meeting of the Board in January of every year, the Board shall elect and appoint Board members to the positions of Board officers pursuant to IEUA Bylaws and the rotation schedule set forth in this Resolution. Separate votes may be taken on the positions of President, Vice President, and Secretary/Treasurer in order to elect/appoint each position pursuant to the rotation. In the alternative, one vote may be taken on the positions of President, Vice President, and Secretary/Treasurer in order to elect/appoint each position pursuant to the rotation.

SECTION 5. At any time prior to any particular election/appointment of officers pursuant to IEUA Bylaws and this Resolution, the Board may determine, by motion/Minute Order, to waive or otherwise suspend the implementation of this Resolution. In that event, that particular election shall take place pursuant to nomination and majority vote. Any such motion/Minute Order may also address what impact, if any, the suspension of the rotation procedures will have on the position of Board members in the rotation for future elections/appointments.

SECTION 6. This Resolution shall take effect and be in force according to law on the date of adoption set forth below.

SECTION 7. The purpose and intent of this Resolution is to implement procedures for the election and appointment of the President, Vice President, and Secretary/Treasurer in addition to, and in conjunction with, the applicable procedures set forth in IEUA Bylaws. However, in the event of any conflict between the provisions of this Resolution and the provisions of IEUA's Bylaws, the procedures of this Resolution shall be controlling.

SECTION 8. The President of the Board shall sign this Resolution and the Secretary/Treasurer of the Board shall attest thereto.

ADOPTED this 20th day of November 2019,

Paul Hofer
President of the Inland Empire Utilities Agency*
and of the Board of Directors thereof

ATTEST:

Kati Parker
Secretary/Treasurer of the Inland Empire Utilities Agency*
and of the Board of Directors thereof

(SEAL)

STATE OF CALIFORNIA)
)
COUNTY OF SAN BERNARDINO)

I, Kati Parker, Secretary/Treasurer of the Inland Empire Utilities Agency*, DO
HEREBY CERTIFY that the foregoing Resolution being No. 2019-11-9, was adopted at
a regular meeting on November 20, 2019 of said Agency by the following vote:

AYES:

NOYES:

ABSTAIN:

ABSENT:

Kati Parker
Secretary/Treasurer

(SEAL)

*A Municipal Water District

**ACTION
ITEM**

5D



Date: November 20, 2019
To: The Honorable Board of Directors **From:** Shivaji Deshmukh, General Manager
Committee: Engineering, Operations & Water Resources 11/13/19
 Finance & Administration 11/13/19
Executive Contact: Christiana Daisy, Executive Manager of Engineering/AGM
Subject: RP-5 Expansion Project Construction Management Consultant Contract Award

Executive Summary:
 In June 2017, the design of the Regional Water Recycling Plant No. 5 (RP-5) Expansion Project began. After two years of design, Parsons (project design engineer) has completed the final design plans and specifications.

During the design of the project, Inland Empire Utilities Agency (IEUA) staff determined that a construction management firm would be required due to the long duration and complexity of construction and the amount of resources needed to manage construction. As the project progressed through design, IEUA staff began a lengthy and engaging procurement method to select a qualified construction management services firm that will assist IEUA during the construction phase of the RP-5 Expansion Project.

On August 26, 2019, IEUA received four proposals for construction management services. A review committee consisting of IEUA staff and external member agencies reviewed the proposals. Based on the firm's qualifications, experience, capability, and understanding of the scope, the committee unanimously selected Arcadis as the most qualified consultant to perform the work.

- Staff's Recommendation:**
1. Award a construction management services consultant contract for the RP-5 Expansion, Project Nos. EN19001 and EN19006, to Arcadis for the not-to-exceed amount of \$21,125,523; and
 2. Authorize the General Manager to execute the construction management services consultant contract, subject to non-substantive changes.

Budget Impact Budgeted (Y/N): Y Amendment (Y/N): N Amount for Requested Approval:

Account/Project Name:
 EN19001.00 - RP-5 Expansion to 30 MGD
 EN19006.00 - RP-5 Biosolids Facility

Fiscal Impact (explain if not budgeted):
 Per the RP-5 Expansion Update and Financial Workshop provided to the Board of Directors in September 2019, the total project cost is estimated to be \$362,962,604, while the approved budget is \$340,000,000. Request for additional budget will be made at the time of construction contract award, if necessary.

Prior Board Action:

None.

Environmental Determination:

Program Environmental Impact Report (Finding of Consistency)

A Finding of Consistency with IEUA's Program Environmental Impact Report and a CEQA Plus evaluation for SRF Loan Funding have been completed.

Business Goal:

The RP-5 Liquids Treatment Expansion Project is consistent with IEUA's Business Goal of Wastewater Management, specifically the Water Quality objective that IEUA will ensure that systems are planned, constructed, and managed to protect public health, the environment, and meet anticipated regulatory requirements.

Attachments:

Attachment 1 - PowerPoint

Attachment 2 - Contract (Click to Download)

Attachment 1

Regional Plant No. 5 Expansion

Construction Management Services Contract Award, & Engineering Services During Construction Contract Amendment

Project Nos. EN19001 and EN19006



Presentation Agenda

- Project Location
- Item 1: Construction Management Services Contract Award
- Item 2: Engineering Services During Construction Contract Amendment
- RP-5 Expansion Project Budget and Schedule
- Recommendations

Project Location – RP-5 Expansion



RP-5 Facility

Liquid Expansion



Biosolids Facility



Item 1: Construction Management Firm Selection

- Four proposals received on August 29, 2019
- Selection Committee held interviews September 10-11, 2019
 - Panel included
 - IEUA Engineering and O&M Department staff
 - Member Agencies (City of Chino)
 - External Partner- Eastern Municipal Water District
- Evaluation criteria for selection:
 - Qualifications and experience
 - Project scope understanding
 - Ability to meet project schedule
- Arcadis Fee for Services: \$21,125,523

Proposals Received
Arcadis
Carollo
CDM Smith
Jacobs



Item 2: Engineering Services During Construction

- Design contract awarded to Parsons in May 2017
- Services provided during construction:
 - Bidding Services
 - Attend Project Meetings
 - Shop Drawing Review
 - Review of Vendor Tests, Certifications, Reports
 - Respond to Requests for Information (RFI)
 - Change Order Assistance (Design Modifications)
 - Final Record Drawings
 - Factory Inspection
 - O&M Manuals General
 - Start-Up Assistance
 - Inclusion of Constructability Review
 - Minor Design Modifications
- Parsons' Fee for Services: \$12,589,469



RP-5 Expansion Model

Project Budget and Schedule

EN19001 and EN19006

Description	Estimated Cost
Design Services	\$23,402,612
Consultant Design Contract	\$19,068,704
Other Design Services	\$4,333,908
Construction Services	\$37,168,460
Construction Trailer	\$453,468
Construction Management Services	\$21,125,523
Eng. Services During Construction	\$12,589,469
Other Construction Services	\$3,000,000
Construction	\$302,392,000
Construction (estimate)	\$281,392,000
Contingency (~7.5%)	\$21,000,000
Total Project Cost:	\$362,963,072
Total Project Budget:	\$340,000,000

Project Milestone	Date
Design	
✔ Consultant Design Contract Award	May 2017
✔ 30% Design Completion	December 2017
✔ 50% Design Completion	July 2018
✔ 90% Design Completion	June 2019
✔ Final Design Completion	October 2019
Construction	
Construction Bid Phase	October 2019
Construction Contract Award	April 2020
Solids Facility Completion	April 2023
Liquids Construction Completion	April 2024

***Total project budget will be reconciled as necessary after bids are opened.

Recommendations

Item 1: Construction Management Services Contract Award

- Award of a consulting construction management services contract for the RP-5 Expansion Project, Project Nos. EN19001 and EN19006 to Arcadis for the not-to exceed amount of \$21,125,523; and
- Authorize the General Manager to execute the construction management services consultant contract, subject to non-substantive changes

Item 2: Engineering Services During Construction Contract Amendment

- Approve a consultant contract amendment for engineering design services during construction for the RP-5 Expansion, Project Nos. EN19001 and EN19006, to Parsons Water and Infrastructure Inc., for the not-to-exceed amount of \$12,589,469; and
- Authorize the General Manager to execute the consulting engineering services contract amendment, subject to non-substantive changes

The RP-5 Liquids Treatment Expansion Project is consistent with **IEUA's Business Goal of Wastewater Management**, specifically the Water Quality objective that IEUA will ensure that systems are planned, constructed, and managed to protect public health, the environment, and meet anticipated regulatory requirements.

**ACTION
ITEM**

5E



Date: November 20, 2019

To: The Honorable Board of Directors

From: Shivaji Deshmukh, General Manager

Committee: Engineering, Operations & Water Resources

11/13/19

Finance & Administration

11/13/19

Executive Contact: Christiana Daisy, Executive Manager of Engineering/AGM

Subject: RP-5 Expansion Engineering During Construction Contract Amendment

Executive Summary:

In June 2017, the design of the Regional Water Recycling Plant No. 5 Expansion (RP-5) began. After two years of design, Parsons (project design engineer) has completed the final design plans and specifications.

As the design documents neared completion, Inland Empire Utilities Agency (IEUA) staff worked with Parsons to negotiate the engineering services during construction scope and fee. These services are needed to ensure that the General Contractor constructs the project per Parsons' design intent and any engineering services needed to facilitate potential technical issues.

Due to Parsons' in-depth knowledge with the project scope and design, IEUA staff recommends that the engineering services during construction for the RP-5 Liquids Expansion and RP-5 Solids Treatment Facility be awarded to Parsons as an amendment to their design contract for the not-to-exceed amount of \$12,589,469.

Staff's Recommendation:

1. Approve a consultant contract amendment for engineering design services during construction for the RP-5 Expansion, Project Nos. EN19001 and EN19006, to Parsons Water and Infrastructure Inc., for a not-to-exceed amount of \$12,589,469; and
2. Authorize the General Manager to execute the consultant contract amendment, subject to non-substantive changes.

Budget Impact Budgeted (Y/N): Y Amendment (Y/N): N Amount for Requested Approval:

Account/Project Name:

EN19001.00 - RP-5 Expansion to 30 MGD

EN19006.00 - RP-5 Biosolids Facility

Fiscal Impact (explain if not budgeted):

Per the RP-5 Expansion Update and Financial Workshop provided to the Board of Directors in September 2019, the total project cost is estimated to be \$362,962,604, while the approved budget is \$340,000,000. Request for additional budget will be made at the time of construction contract award, if necessary.

Prior Board Action:

On August 21, 2019, the Board of Directors approved an amendment for \$517,494.

On March 20, 2019, the Board of Directors approved an amendment for \$495,979.

On May 17, 2017, the Board of Directors approved an amendment for design for \$17,993,680.

On March 15, 2017, the Board of Directors adopted the RP-1 and RP-5 Expansion Preliminary Design Report (PDR).

On January 20, 2016 the Board of Directors approved the PDR contract award for \$2,431,598.

Environmental Determination:

Program Environmental Impact Report (Finding of Consistency)

A Finding of Consistency with IEUA's Program Environmental Impact Report and a CEQA Plus evaluation for SRF Loan Funding have been completed.

Business Goal:

The RP-5 Liquids Treatment Expansion Project is consistent with the Agency's Business Goal of Wastewater Management, specifically the Water Quality objective that IEUA will ensure that Agency systems are planned, constructed, and managed to protect public health, the environment, and meet anticipated regulatory requirements.

Attachments:

Attachment 1 - PowerPoint

Attachment 2 - Contract Amendment ([Click to Download](#))

Attachment 1

Regional Plant No. 5 Expansion

Construction Management Services Contract Award, & Engineering Services During Construction Contract Amendment

Project Nos. EN19001 and EN19006



Presentation Agenda


- Project Location
- Item 1: Construction Management Services Contract Award
- Item 2: Engineering Services During Construction Contract Amendment
- RP-5 Expansion Project Budget and Schedule
- Recommendations

Project Location – RP-5 Expansion




RP-5 Facility

Liquid Expansion



Biosolids Facility




Item 1: Construction Management Firm Selection

- Four proposals received on August 29, 2019
- Selection Committee held interviews September 10-11, 2019
 - Panel included
 - IEUA Engineering and O&M Department staff
 - Member Agencies (City of Chino)
 - External Partner- Eastern Municipal Water District
- Evaluation criteria for selection:
 - Qualifications and experience
 - Project scope understanding
 - Ability to meet project schedule
- Arcadis Fee for Services: \$21,125,523

Proposals Received
Arcadis
Carollo
CDM Smith
Jacobs

Item 2: Engineering Services During Construction

- Design contract awarded to Parsons in May 2017
- Services provided during construction:
 - Bidding Services
 - Attend Project Meetings
 - Shop Drawing Review
 - Review of Vendor Tests, Certifications, Reports
 - Respond to Requests for Information (RFI)
 - Change Order Assistance (Design Modifications)
 - Final Record Drawings
 - Factory Inspection
 - O&M Manuals General
 - Start-Up Assistance
 - Inclusion of Constructability Review
 - Minor Design Modifications



RP-5 Expansion Model

• Parsons' Fee for Services: \$12,589,469




Project Budget and Schedule

EN19001 and EN19006

Description	Estimated Cost
Design Services	\$23,402,612
Consultant Design Contract	\$19,068,704
Other Design Services	\$4,333,908
Construction Services	\$37,168,460
Construction Trailer	\$453,468
Construction Management Services	\$21,125,523
Eng. Services During Construction	\$12,589,469
Other Construction Services	\$3,000,000
Construction	\$302,392,000
Construction (estimate)	\$281,392,000
Contingency (~7.5%)	\$21,000,000
Total Project Cost:	\$362,963,072
Total Project Budget:	\$340,000,000

Project Milestone	Date
Design	
✔ Consultant Design Contract Award	May 2017
✔ 30% Design Completion	December 2017
✔ 50% Design Completion	July 2018
✔ 90% Design Completion	June 2019
✔ Final Design Completion	October 2019
Construction	
Construction Bid Phase	October 2019
Construction Contract Award	April 2020
Solids Facility Completion	April 2023
Liquids Construction Completion	April 2024

***Total project budget will be reconciled as necessary after bids are opened.



Recommendations

Item 1: Construction Management Services Contract Award

- Award of a consulting construction management services contract for the RP-5 Expansion Project, Project Nos. EN19001 and EN19006 to Arcadis for the not-to exceed amount of \$21,125,523; and
- Authorize the General Manager to execute the construction management services consultant contract, subject to non-substantive changes

Item 2: Engineering Services During Construction Contract Amendment


- Approve a consultant contract amendment for engineering design services during construction for the RP-5 Expansion, Project Nos. EN19001 and EN19006, to Parsons Water and Infrastructure Inc., for the not-to-exceed amount of \$12,589,469; and
- Authorize the General Manager to execute the consulting engineering services contract amendment, subject to non-substantive changes

The RP-5 Liquids Treatment Expansion Project is consistent with *IEUA's Business Goal of Wastewater Management*, specifically the Water Quality objective that IEUA will ensure that systems are planned, constructed, and managed to protect public health, the environment, and meet anticipated regulatory requirements.

**INFORMATION
ITEM**

6A

Engineering and Construction Management Project Updates



Baseline Recycled Water Pipeline Extension

Project Goal: Increase Recycled Water Usage



Base Paving After Pipe Installation

Total Project Budget: \$6.9 M
Project Completion: March 2020
Construction Percent Complete: 85%

Phase	Consultant/ Contractor	Current Contract	Amendments/ Change Orders
Design	Carollo Engineers	\$556 K	2.52%
Construction (Current)	Trautwein Construction	\$5.2 M	5.6%

CCWRF Electrical Wiring Replacement


Project Goal: Increased Reliability

Total Project Budget: \$300 K

Project Completion: January 2020

Construction Percent Complete: 5%

Phase	Consultant/ Contractor	Current Contract	Amendments/ Change Orders
Design	N/A	\$0	0.00%
Construction	M. Brey Electric	\$55 K	0.00%



CCWRF Pull Box/Conductors/Wiring to be Replaced

RP-1 Tertiary Treatment FM-1 Bleach Mixing Repairs

Project Goal: Improve performance and efficiency



Total Project Budget: \$680 K
Project Completion: June 2021
Design Percent Complete: 150%

Phase	Consultant/ Contractor	Current Contract	Amendments/ Change Orders
Design (Current)	GHD	\$48 K	0.00%
Construction	TBD	\$0	0.00%

IERCF Design Build Wash Pad Cover

Project Goal: Improve Efficiency and Safety

Total Project Budget: \$550 K
Project Completion: February 2020
Design Percent Complete: 10%

Phase	Consultant/ Contractor	Current Contract	Amendments/ Change Orders
Design	N/A	\$0	0.00%
Construction	Next Stage Engineering	\$295 K	0.00%



5

Conceptual 1

Napa Lateral

Project Goal: Increased Recycled Water Use



Bore Pit on Napa Street

Total Design-Build Project Budget: \$6.9 M
Project Completion: December 2019
Construction Percent Complete: 75%

Phase	Consultant/ Contractor	Current Contract	Amendments/ Change Orders
Construction	KEC/Ferreira	\$5.3 M	-1.2%

**INFORMATION
ITEM**

6G



INLAND EMPIRE UTILITIES AGENCY

Investment Performance Review For the Quarter Ended September 30, 2019

Client Management Team

PFM Asset Management LLC

Sarah Meacham, Managing Director

601 South Figueroa, Suite 4500

213 Market Street

Richard Babbe, CCM, Senior Managing Consultant

Los Angeles, CA 90017

Harrisburg, PA 17101-2141

Joseph Creason, Portfolio Manager

213-489-4075

717-232-2723

Rachael Miller, Client Consultant

Key Themes

Economic Conditions:

- A softening U.S. economic outlook - made worse by ongoing trade tensions - prompted the Federal Reserve to cut rates by 25 basis points (0.25%) at both the July and September FOMC meetings. While Fed Chair Jay Powell characterized the moves as a “mid-cycle policy adjustment,” market expectations are for 1-2 more rate cuts in 2019.
- U.S. Treasury yields continued to fall throughout the quarter, with the yield curve inverting between 2-year and 10-years, which reflects the market’s concerns about the economy.
- U.S. manufacturing remains under pressure with recent trade conflicts, shifting from slowing to stagnant. The most recent ISM surveys placed both manufacturing and services indicators just below the 50 mark that demarcates expansion and contraction.
- Rising uncertainties, weaker growth prospects, and low inflation are keeping investors on edge. While a U.S. recession is not the immediate forecast, risks are rising.

Strategy Considerations:

- We continued to maintain the portfolio’s duration in line with its benchmark, as we have since the beginning of the year, because of growing certainty that the Fed would cut rates, perhaps multiple times. Maintaining durations—despite the inverted yield curve—was just as vital as in previous quarters as the continued drop in yields drove strong fixed income returns.
- Our sector allocation strategy continued to favor broad diversification, including the widest range of permitted investments.
- With fixed-income investors searching for yield, spreads remained narrow by historical standards. However, we continued to look for opportunities to diversify the portfolio and add value to the portfolio.
- We continued to rotate out of the federal agency sector as their yield spreads remained unattractive relative to comparable Treasuries.
- Corporate bonds rallied, pushing yield spreads back to near 12-month lows during the quarter as a more accommodative Fed and a temporary lull in the trade war offensive mitigated some of the imminent risk to the economy. As a result, corporates generated attractive excess returns for the third quarter, with lower quality issuers outperforming higher quality ones. A bevy of new-issue corporates in September provided many opportunities, albeit at somewhat modest yield spreads. Our strategy in the third quarter was to maintain corporate allocations, make purchases a bit farther out on the yield curve within the sector, and selectively take advantage of new issues. Our focus remained on those issuers with lower leverage and less relative exposure to international trade risks.

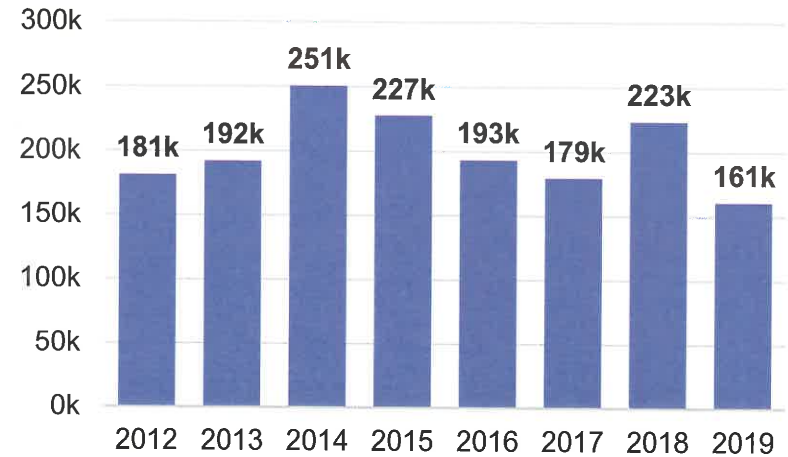
Market Update

Market Indicators Mixed, but Recession Does Not Appear Imminent

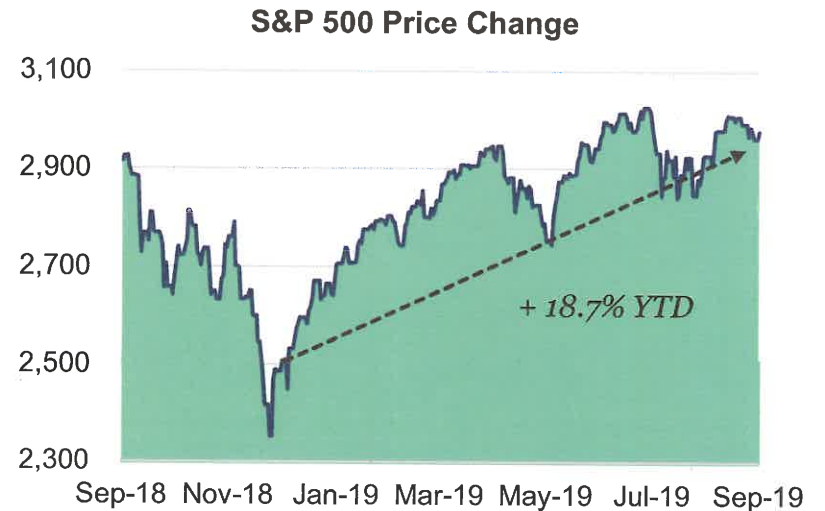
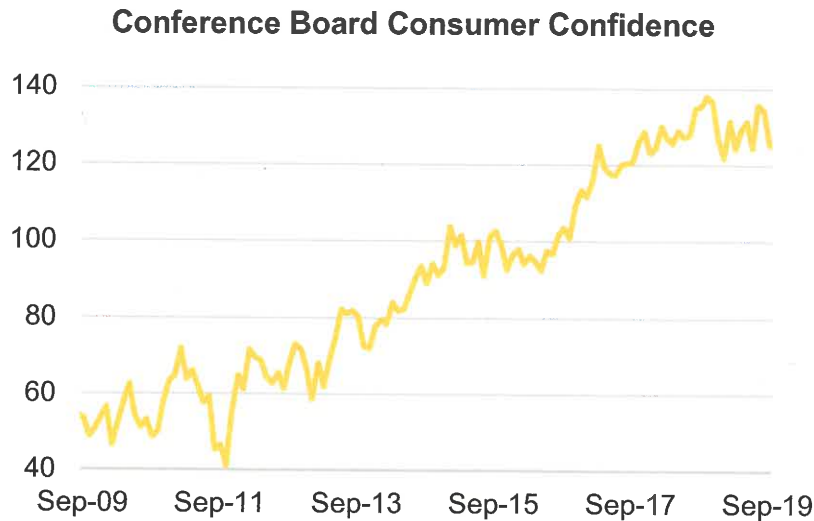
Recession fears growing as manufacturing slows and job growth moderates...



Average Monthly Job Growth



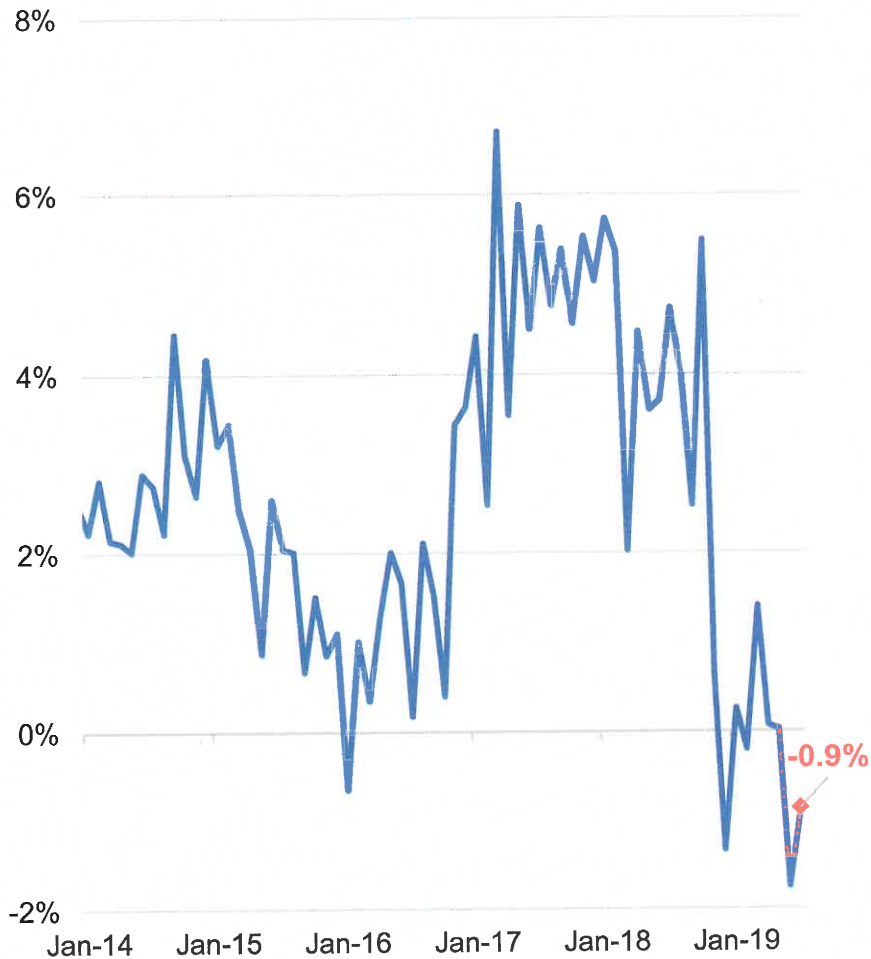
...but consumers remain confident and financial markets seem optimistic



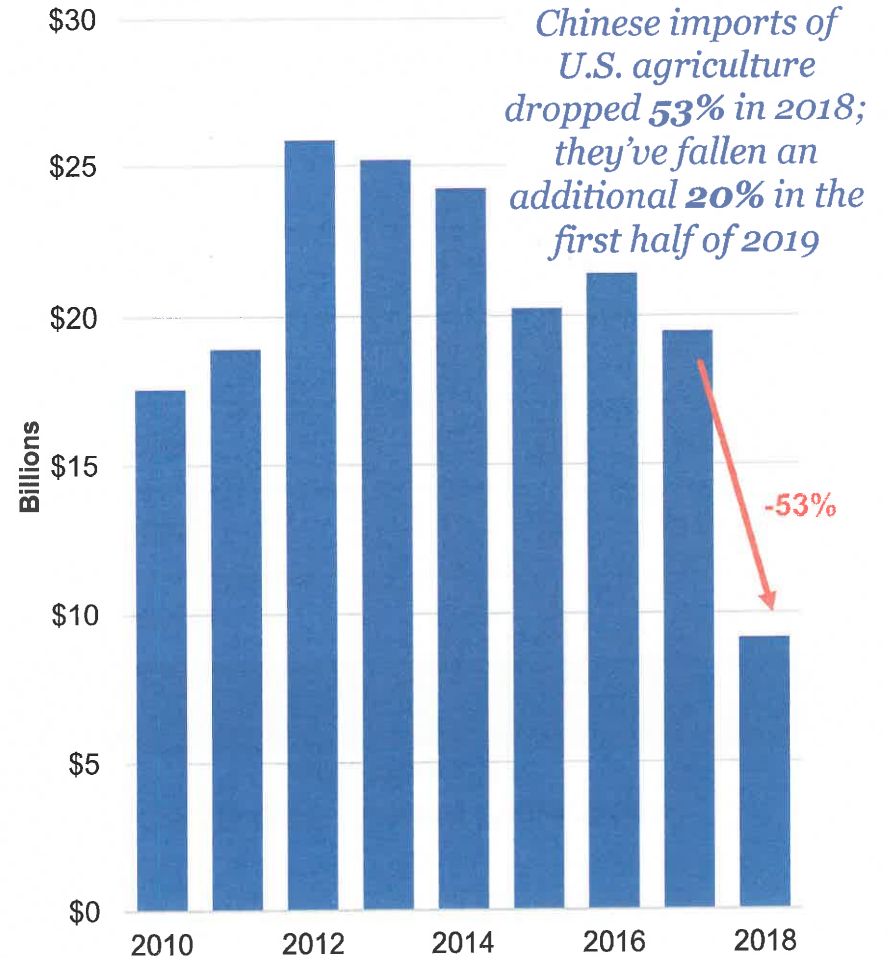
Source: Bloomberg, data available as of 9/30/2019.

Tariffs Take a Toll on Global Trade Volume, Especially U.S. Agriculture

Global Trade Volume YoY



U.S. Agricultural Exports to China



Source: CPB (left); Wall Street Journal & USDA Foreign Agricultural Services (right)

The OECD Follows World Bank & IMF in Lowering Growth Projections

- The world growth outlook was cut to 2.9% for 2019, down from the 3.2% projection from 4 months ago.
- This rate is the slowest pace since the global financial crisis.

“The global economy has become increasingly fragile and uncertain, with growth slowing and downside risks continuing to mount.”

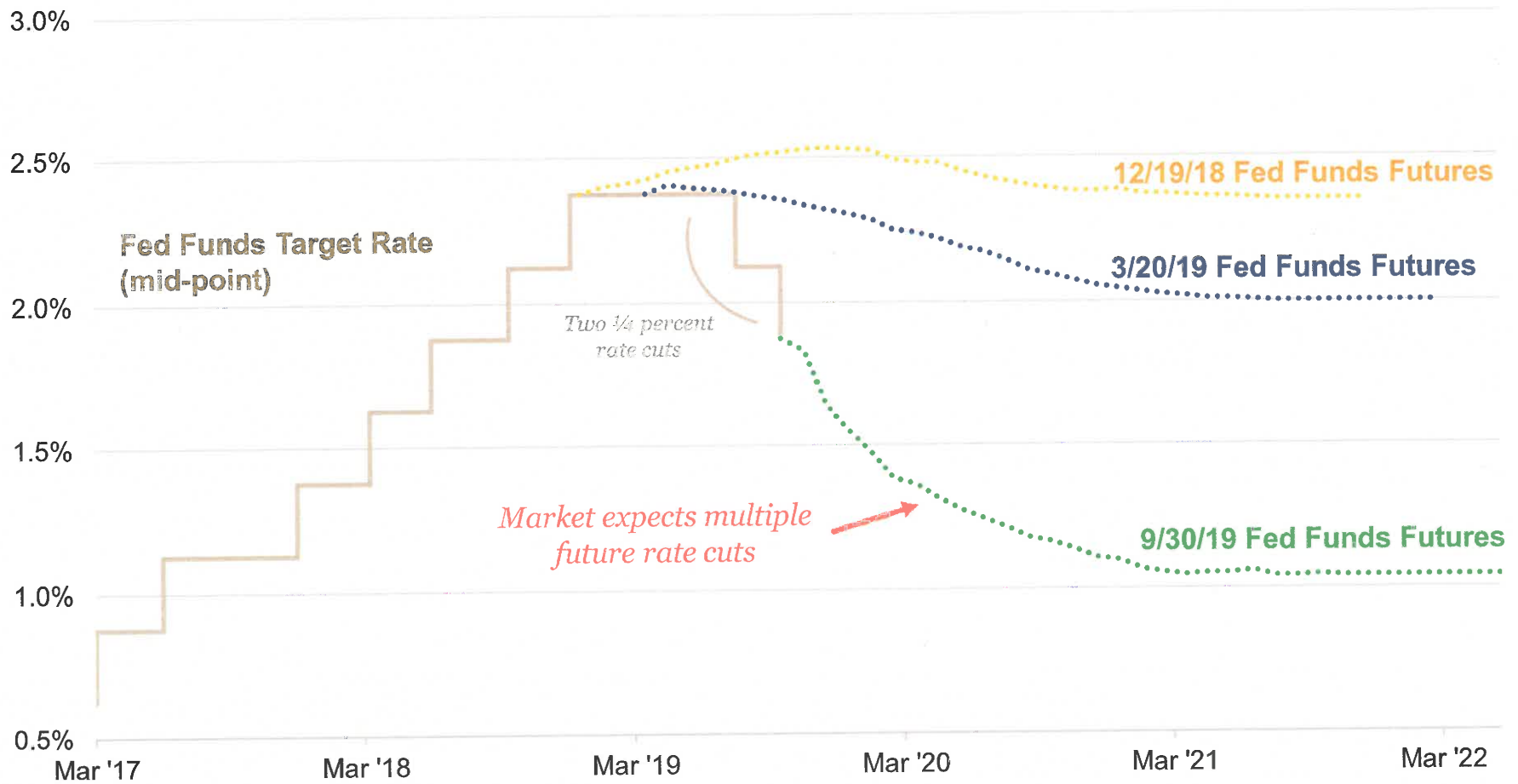
-OECD, 9/19/19

OECD GDP Growth Projections
September 2019

Region	2019	2020
World	2.9% ↓	3.0% ↓
U.S.	2.4% ↓	2.0% ↓
China	6.1% ↓	5.7% ↓
United Kingdom	1.0% ↓	0.9% ↓
Euro Area	1.1% ↓	1.0% ↓
Germany	0.5% ↓	0.6% ↓
France	1.3%	1.2% ↓
Italy	0.0%	0.4% ↓
Japan	1.0% ↑	0.6%
Canada	1.5% ↑	1.6% ↓

Source: The Organization for Economic Co-operation and Development. Arrows indicate change from prior projection.

The Market Expects Additional Rate Cuts



Source: Federal Reserve and Bloomberg. Fed funds futures as of Fed meeting dates of 12/19/2018 and 3/20/2019, as well as 8/30/2019 and 9/30/2019.

Yields Continue to Fall Amid Escalating Trade Concerns & Global Uncertainty

2-Year Treasury



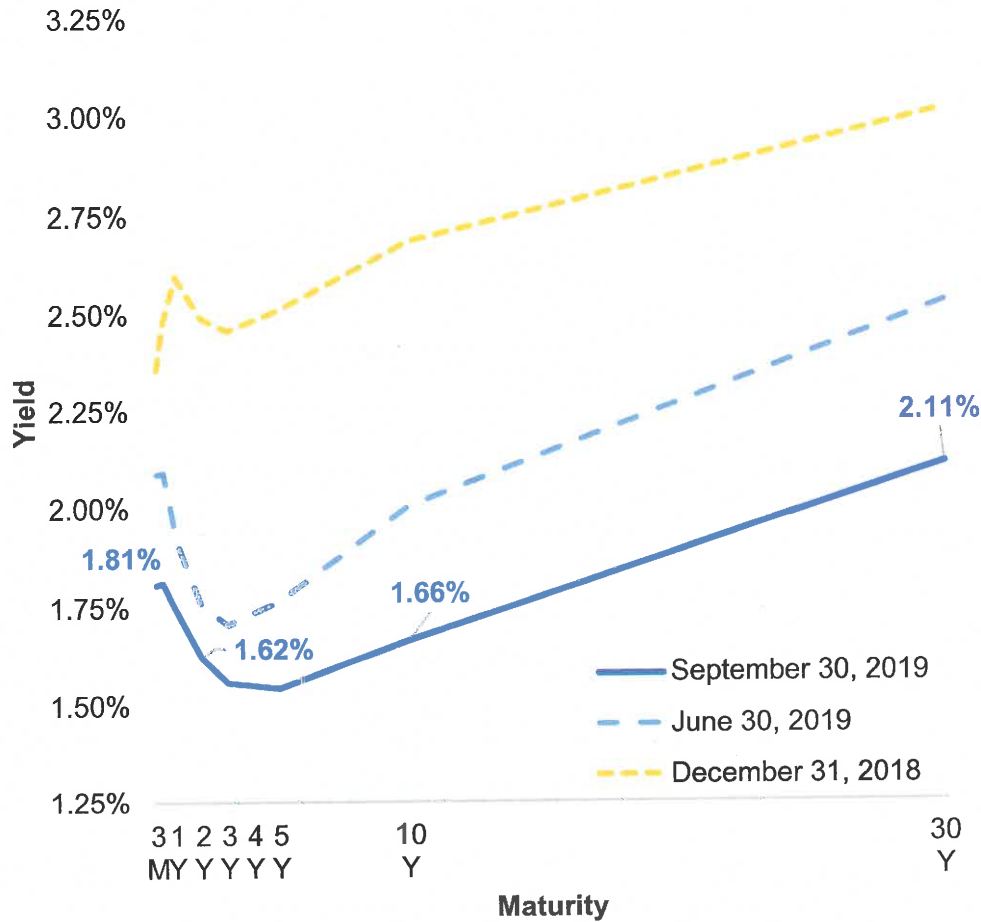
10-Year Treasury



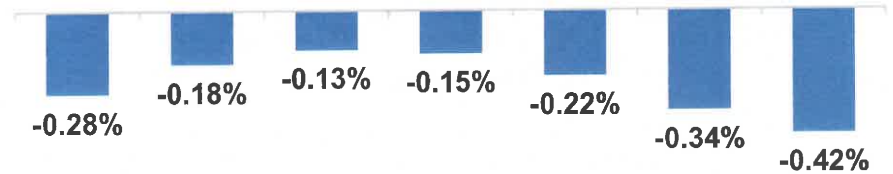
Source: Bloomberg, as of 9/30/19.

Yields Continued to Decline in the Third Quarter

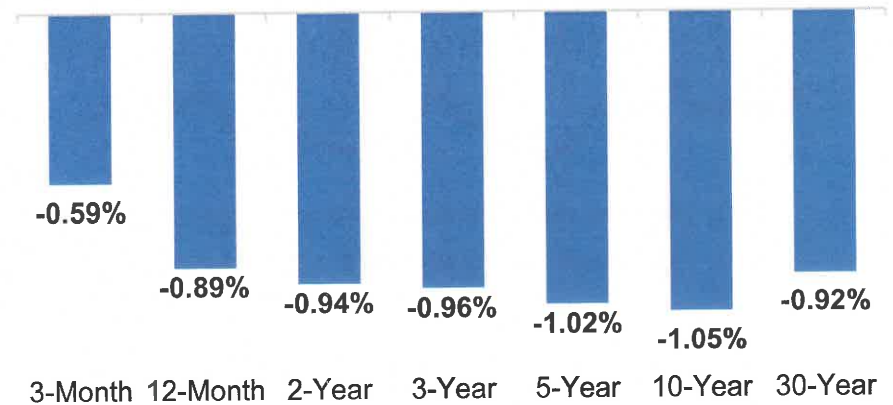
U.S. Treasury Yield Curve



Q3 Change in Yield



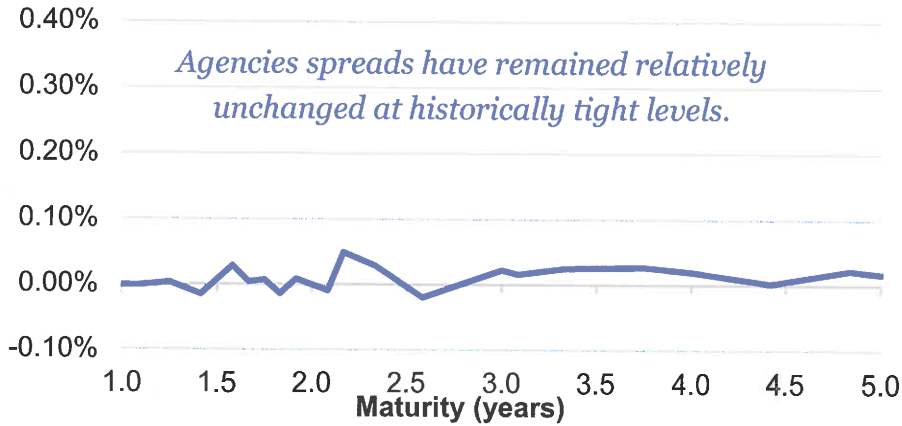
YTD Change in Yield



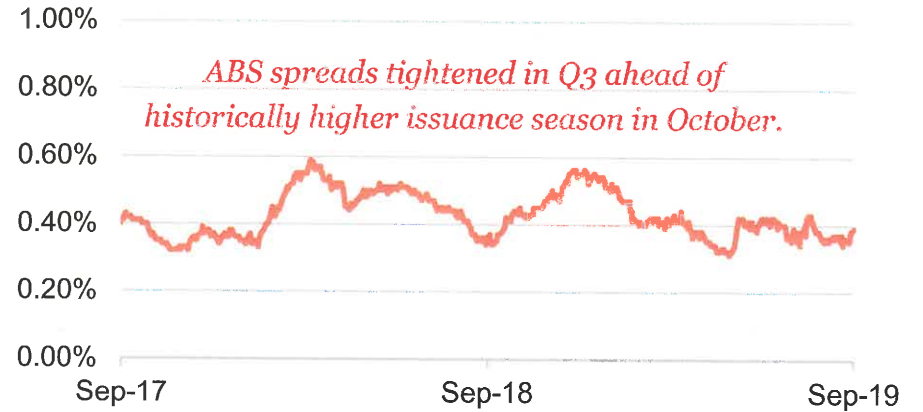
Source: Bloomberg, as of 9/30/19.

Yield Spreads Narrow Across All Spread Sectors

Federal Agency Yield Spreads



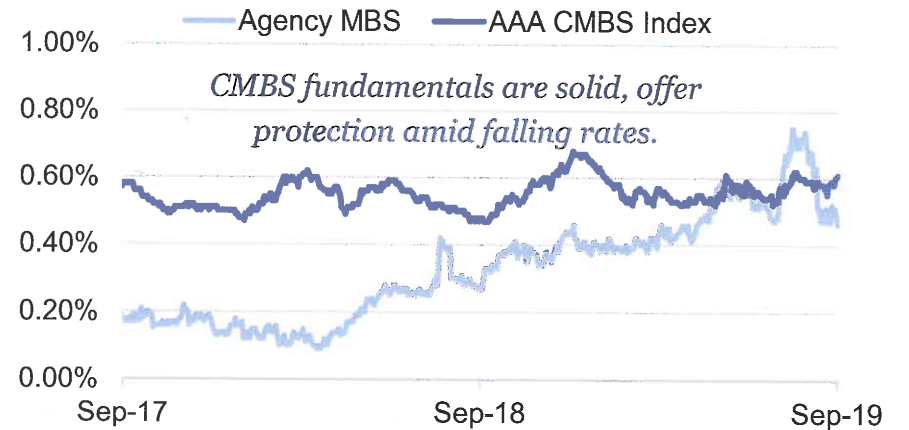
Auto Asset-Backed Securities Yield Spreads



Corporate Notes (1-5 yr A-AAA) Yield Spreads



Mortgage-Backed Securities Yield Spreads



Source: Bloomberg, MarketAxess, and PFM. Spreads on ABS and MBS are option-adjusted spreads of 0-5 year indices based on weighted average life; spreads on agencies are relative to comparable maturity Treasuries. ICE BofAML 1-5 year Indices. Data as of 9/30/19. CMBS refers to Commercial Mortgage-Backed Securities.

Investment Strategy & Portfolio Review

Sector Allocation & Compliance

- The portfolio is in compliance with the Agency's Investment Policy and California Government Code.

Security Type	Market Value as of 9/30/19	% of Portfolio	% Change vs. 6/30/19	Permitted by Policy	In Compliance
U.S. Treasury	\$49,048,918	51.9%	+1.3%	100%	✓
Federal Agency	\$23,582,373	25.0%	-1.5%	100%	✓
Municipal Obligations	\$0	-	-1.1%	10%	✓
Negotiable CDs	\$3,909,490	4.1%	-	30%	✓
Corporate Notes	\$17,888,439	18.9%	+2.4%	30%	✓
Commercial Paper	\$0	-	-1.1%	10%	✓
Securities Sub-Total	\$94,429,220	100.0%			
Accrued Interest	\$470,678				
Securities Total	\$94,899,898				

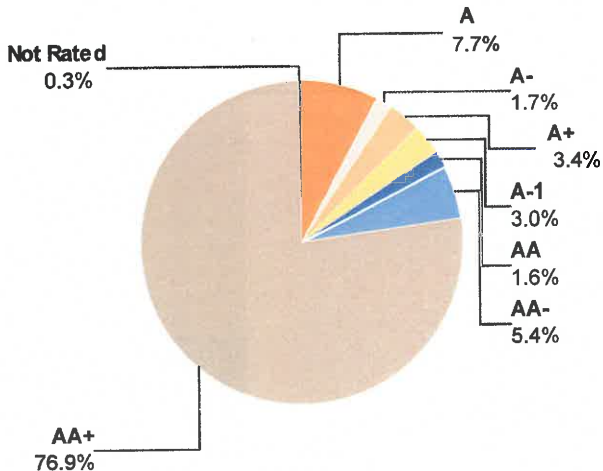
Market values, excluding accrued interest. Detail may not add to total due to rounding. Current investment policy as of February 2018.

Portfolio Statistics

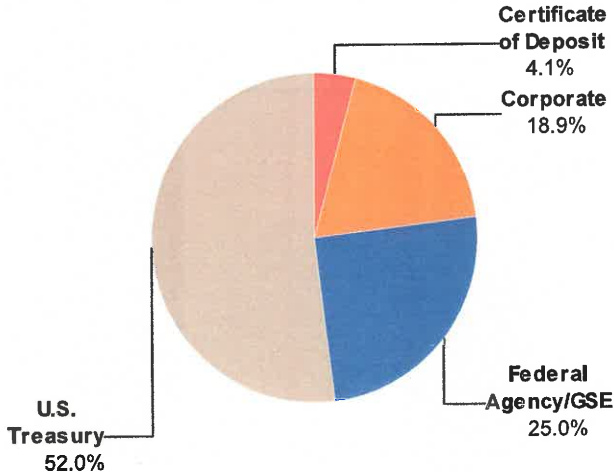
As of September 30, 2019

Par Value:	\$93,041,000
Total Market Value:	\$94,899,898
Security Market Value:	\$94,429,220
Accrued Interest:	\$470,678
Cash:	-
Amortized Cost:	\$92,302,166
Yield at Market:	1.74%
Yield at Cost:	2.65%
Effective Duration:	2.56 Years
Duration to Worst:	2.56 Years
Average Maturity:	2.68 Years
Average Credit: *	AA

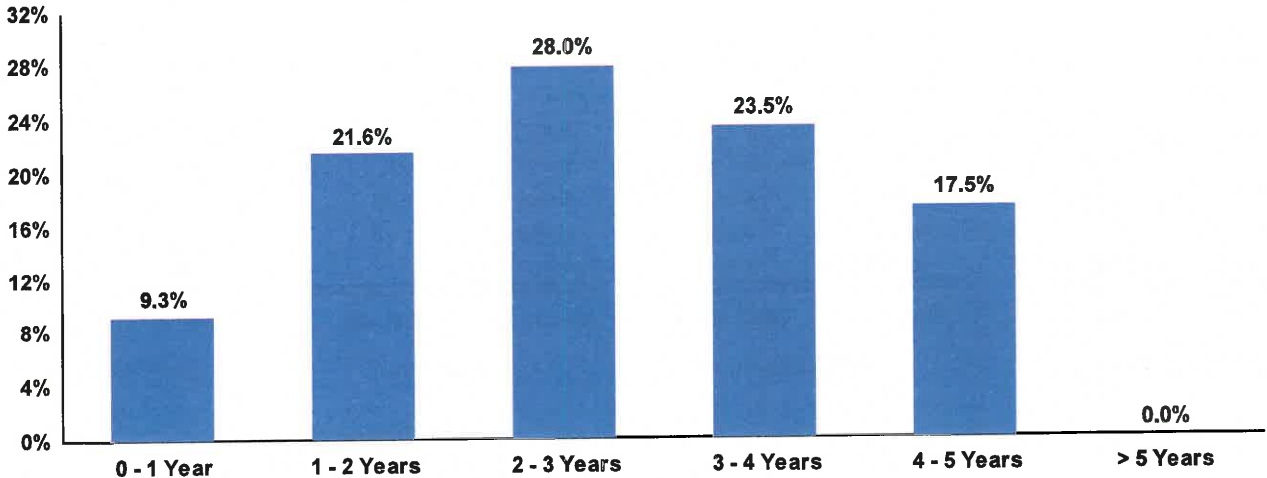
Credit Quality (S&P Ratings)**



Sector Allocation



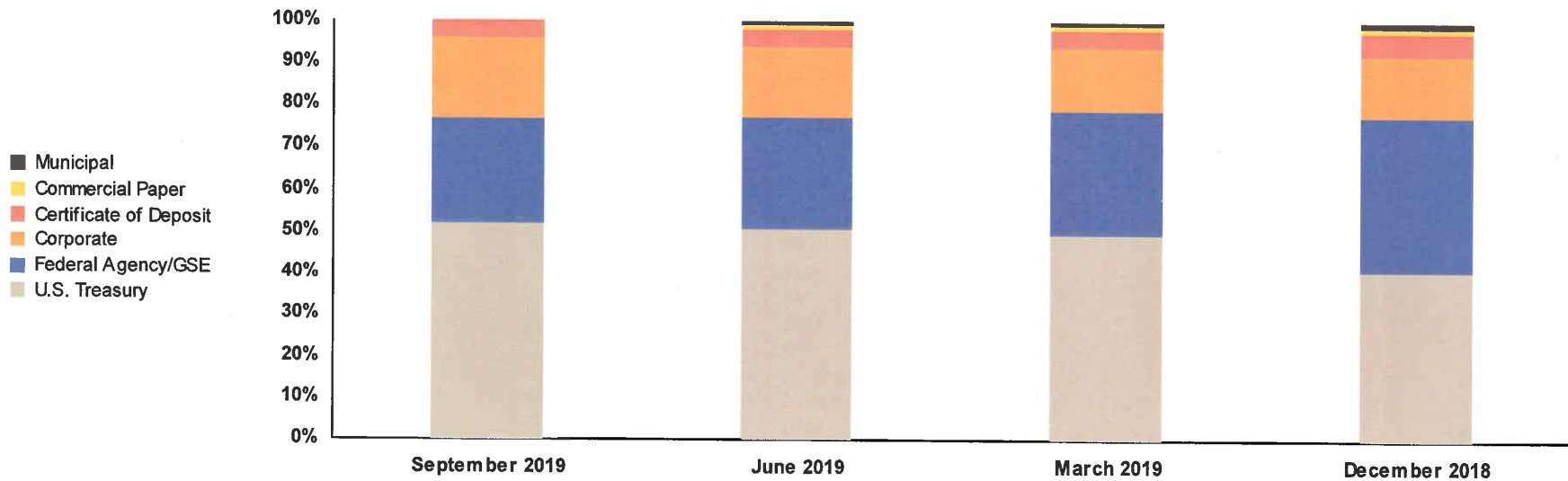
Maturity Distribution



*An average of each security's credit rating assigned a numeric value and adjusted for its relative weighting in the portfolio. **Securities held in the portfolio are in compliance with California Government Code and the Agency's Investment Policy dated February 2018.

Sector Allocation

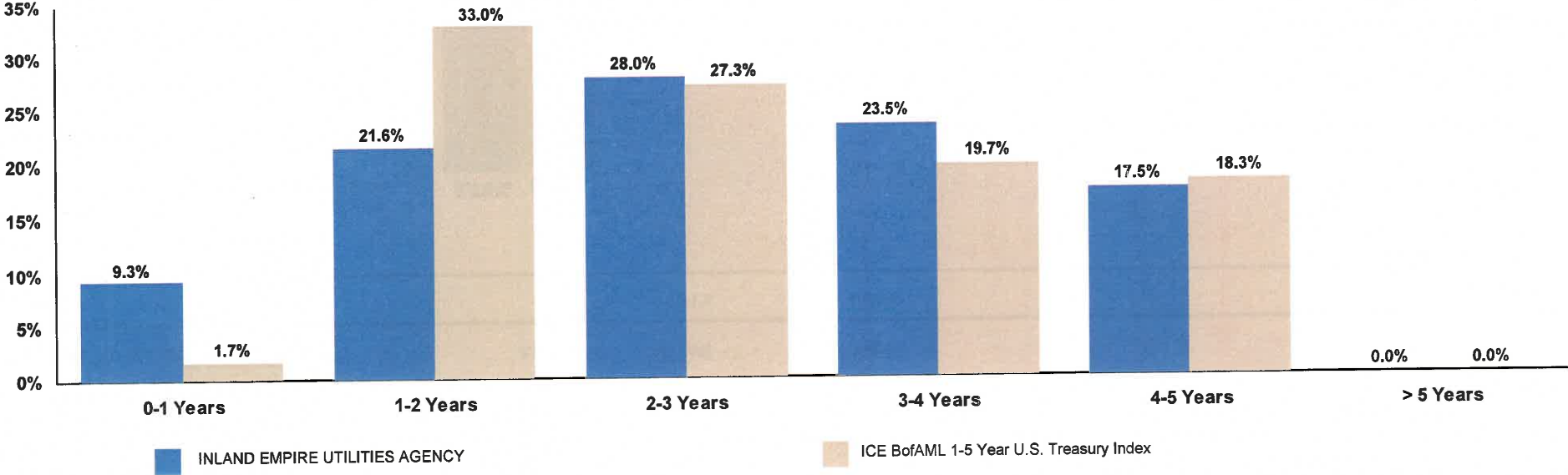
Sector	September 30, 2019		June 30, 2019		March 31, 2019		December 31, 2018	
	MV (\$MM)	% of Total	MV (\$MM)	% of Total	MV (\$MM)	% of Total	MV (\$MM)	% of Total
U.S. Treasury	49.0	52.0%	47.3	50.7%	45.4	49.3%	33.6	41.1%
Federal Agency/GSE	23.6	25.0%	24.7	26.4%	27.1	29.5%	30.0	36.7%
Corporate	17.9	18.9%	15.4	16.5%	13.6	14.8%	11.8	14.5%
Certificate of Deposit	3.9	4.1%	3.9	4.2%	3.9	4.2%	4.3	5.3%
Commercial Paper	0.0	0.0%	1.0	1.1%	1.0	1.1%	1.0	1.2%
Municipal	0.0	0.0%	1.0	1.1%	1.0	1.1%	1.0	1.2%
Total	\$94.4	100.0%	\$93.3	100.0%	\$92.1	100.0%	\$81.7	100.0%



Detail may not add to total due to rounding.

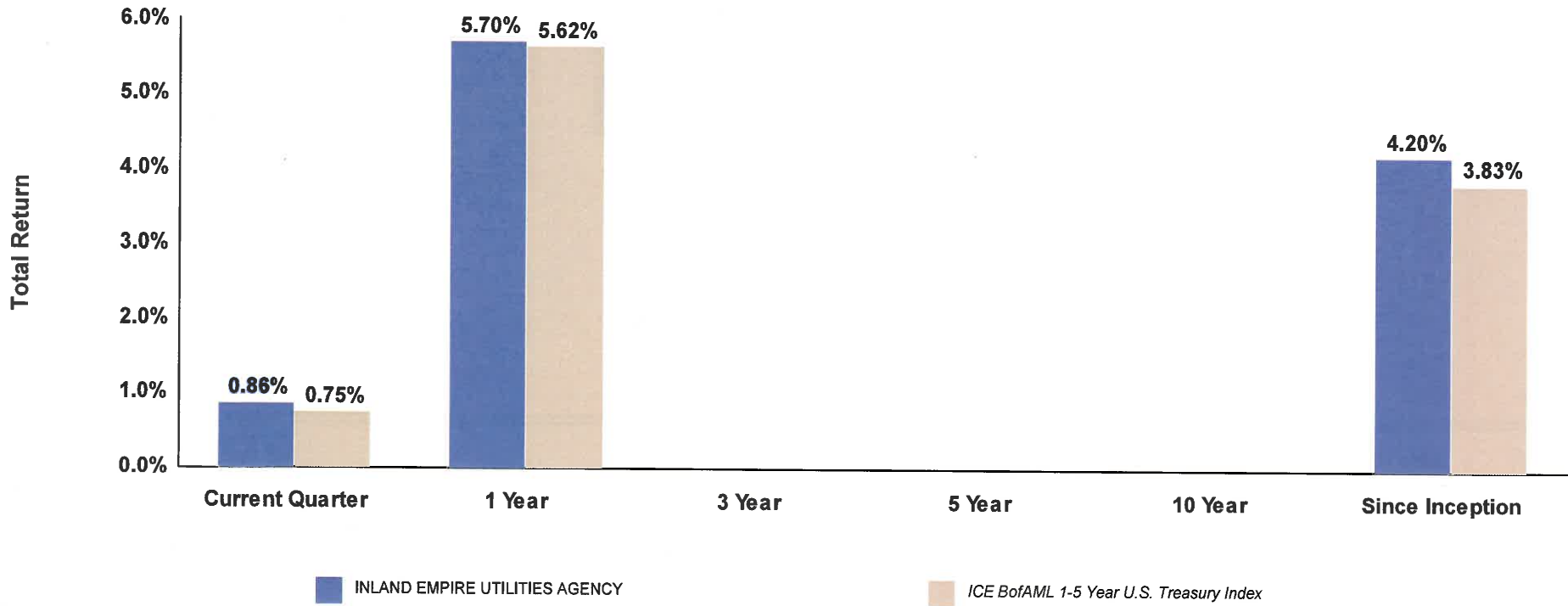
Maturity Distribution
As of September 30, 2019

Portfolio/Benchmark	Yield at Market	Average Maturity	0-1 Years	1-2 Years	2-3 Years	3-4 Years	4-5 Years	>5 Years
INLAND EMPIRE UTILITIES AGENCY	1.74%	2.68 yrs	9.3%	21.6%	28.0%	23.5%	17.5%	0.0%
ICE BofAML 1-5 Year U.S. Treasury Index	1.64%	2.74 yrs	1.7%	33.0%	27.3%	19.7%	18.3%	0.0%



Portfolio Performance (Total Return)

Portfolio/Benchmark	Effective Duration	Current Quarter	Annualized Return				Since Inception (03/31/18)
			1 Year	3 Year	5 Year	10 Year	
INLAND EMPIRE UTILITIES AGENCY	2.56	0.86%	5.70%	-	-	-	4.20%
ICE BofAML 1-5 Year U.S. Treasury Index	2.56	0.75%	5.62%	-	-	-	3.83%
Difference		0.11%	0.08%	-	-	-	0.37%



Portfolio performance is gross of fees unless otherwise indicated.

Portfolio Earnings

Quarter-Ended September 30, 2019

	<u>Market Value Basis</u>	<u>Accrual (Amortized Cost) Basis</u>
Beginning Value (06/30/2019)	\$93,293,757.21	\$91,332,247.34
Net Purchases/Sales	\$878,250.06	\$878,250.06
Change in Value	\$257,212.26	\$91,668.47
Ending Value (09/30/2019)	\$94,429,219.53	\$92,302,165.87
Interest Earned	\$541,240.05	\$541,240.05
Portfolio Earnings	\$798,452.31	\$632,908.52

Fixed-Income Sector Outlook – October 2019

Sector	Our Investment Preferences	Comments
COMMERCIAL PAPER / CD		<ul style="list-style-type: none"> CP/negotiable CD spreads are near historic tights, though securities appear cheap relative to corporate notes.
TREASURIES		
T-Bill		<ul style="list-style-type: none"> Treasury bill supply is expected to increase by over \$100 billion during the fourth quarter.
T-Note		<ul style="list-style-type: none"> The Treasury yield curve remains inverted, providing little opportunity to benefit from roll-down.
FEDERAL AGENCIES		
Bullets		<ul style="list-style-type: none"> Federal agency spreads remain near historic tights. Treasuries continue to be attractive relative to agencies.
Callables		<ul style="list-style-type: none"> Callables have been underperforming duration-matched bullets as redemption activity has been elevated, especially in short lock-out structures.
SUPRANATIONALS		<ul style="list-style-type: none"> Spreads remain near historical tights; Treasuries have better value. There may be opportunities to sell at single-digit yield spreads before a possible demand-side technical decay into year-end.
CORPORATES		
Financials		<ul style="list-style-type: none"> Tighter credit spreads and a cloudy economic outlook have reduced the attractiveness of the corporate sector.
Industrials		<ul style="list-style-type: none"> Steady demand from foreign investors and a lower interest rate environment, supported by recent FOMC action, are both positives for the sector.
SECURITIZED		
Asset-Backed		<ul style="list-style-type: none"> The AAA-rated ABS sector offers a defensive outlet to credit exposure but has tightened to near multi-year tights.
Agency Mortgage-Backed		<ul style="list-style-type: none"> As interest rates have fallen and supply has increased, MBS spreads have widened significantly to a more historic norm. We view this as a buying opportunity.
Agency CMBS		<ul style="list-style-type: none"> Agency CMBS are an attractive alternative to other government sectors due to their incremental income potential.
MUNICIPALS		<ul style="list-style-type: none"> The low interest rate environment should spur refunding activity and increase taxable municipal supply.



Issuer Distribution

Issuer Distribution
As of September 30, 2019

Issuer	Market Value (\$)	% of Portfolio
UNITED STATES TREASURY	49,048,918	51.9%
FANNIE MAE	9,416,402	10.0%
FREDDIE MAC	8,116,845	8.6%
FEDERAL HOME LOAN BANKS	6,049,126	6.4%
THE BANK OF NEW YORK MELLON CORPORATION	2,860,154	3.0%
THE WALT DISNEY CORPORATION	1,757,565	1.9%
WAL-MART STORES INC	1,480,849	1.6%
ORACLE CORP	1,445,857	1.5%
BANK OF NOVA SCOTIA	1,422,074	1.5%
BANK OF MONTREAL	1,411,885	1.5%
PFIZER INC	1,309,129	1.4%
TOYOTA MOTOR CORP	1,218,828	1.3%
AMAZON.COM INC	950,337	1.0%
PACCAR FINANCIAL CORP	944,526	1.0%
ROYAL BANK OF CANADA	834,484	0.9%
VISA INC	833,449	0.9%
BURLINGTON NORTHERN SANTA FE	824,598	0.9%
AMERICAN EXPRESS CO	813,939	0.9%



INLAND EMPIRE UTILITIES AGENCY

Portfolio Composition

Issuer	Market Value (\$)	% of Portfolio
BANK OF AMERICA CO	805,438	0.9%
AMERICAN HONDA FINANCE	796,053	0.8%
BOEING COMPANY	759,244	0.8%
UNITED PARCEL SERVICE INC	747,877	0.8%
HERSHEY COMPANY	340,596	0.4%
SYNCHRONY BANK	241,047	0.3%
Grand Total:	94,429,220	100.0%

Portfolio Transactions

Quarterly Portfolio Transactions

Tran. Type	Trade Date	Settle Date	Par (\$)	CUSIP	Security Description	Coupon	Maturity Date	Transact Amt (\$)	Yield	Realized G/L (BV)
BUY	7/1/19	7/3/19	1,485,000.00	912828XX3	US TREASURY N/B NOTES	2.00%	6/30/24	(1,500,556.18)	1.78%	
SELL	7/1/19	7/3/19	500,000.00	3136G3QE8	FNMA NOTE (EX-CALLABLE)	1.25%	8/26/19	499,872.36	2.30%	(770.00)
SELL	7/1/19	7/3/19	1,000,000.00	3130ADN32	FHLB NOTES	2.12%	2/11/20	1,008,281.94	2.14%	2,272.84
INTEREST	7/8/19	7/8/19	200,000.00	89236TFQ3	TOYOTA MOTOR CREDIT CORP CORP NOTES	3.05%	1/8/21	3,050.00		
INTEREST	7/11/19	7/11/19	1,000,000.00	89236TDP7	TOYOTA MOTOR CREDIT CORP BONDS	2.60%	1/11/22	13,000.00		
INTEREST	7/11/19	7/11/19	795,000.00	3135G0U92	FANNIE MAE NOTES	2.62%	1/11/22	10,434.38		
INTEREST	7/12/19	7/12/19	800,000.00	02665WBF7	AMERICAN HONDA FINANCE	1.65%	7/12/21	6,600.00		
INTEREST	7/15/19	7/15/19	2,195,000.00	912828J8	US TREASURY N/B	1.50%	7/15/20	16,462.50		
INTEREST	7/31/19	7/31/19	2,225,000.00	912828B58	US TREASURY NOTES	2.12%	1/31/21	23,640.63		
INTEREST	7/31/19	7/31/19	2,615,000.00	912828WY2	US TREASURY NOTES	2.25%	7/31/21	29,418.75		
INTEREST	7/31/19	7/31/19	1,260,000.00	912828S92	US TREASURY NOTES	1.25%	7/31/23	7,875.00		
INTEREST	7/31/19	7/31/19	1,040,000.00	912828P38	US TREASURY NOTES	1.75%	1/31/23	9,100.00		
BUY	8/1/19	8/9/19	1,000,000.00	912828N9	US TREASURY N/B	2.12%	7/31/24	(1,016,691.58)	1.78%	
INTEREST	8/5/19	8/5/19	680,000.00	3135G0V34	FANNIE MAE NOTES	2.50%	2/5/24	8,358.33		
INTEREST	8/5/19	8/5/19	1,400,000.00	06370REU9	BANK OF MONTREAL CHICAGO CERT DEPOS	3.19%	8/3/20	45,528.39		
INTEREST	8/7/19	8/7/19	1,400,000.00	06406RAA5	BANK OF NY MELLON CORP (CALLABLE) NOTES	2.60%	2/7/22	18,200.00		
MATURITY	8/9/19	8/9/19	1,020,000.00	46640QV99	JP MORGAN SECURITIES LLC COMM PAPER	0.00%	8/9/19	1,020,000.00		0.00
INTEREST	8/11/19	8/11/19	1,000,000.00	3130ADN32	FHLB NOTES	2.12%	2/11/20	10,625.00		
INTEREST	8/13/19	8/13/19	190,000.00	3130AFW94	FHLB BONDS	2.50%	2/13/24	2,348.61		
INTEREST	8/15/19	8/15/19	1,420,000.00	68389XBR5	ORACLE CORP NOTES	2.62%	2/15/23	18,637.50		

INLAND EMPIRE UTILITIES AGENCY

Portfolio Activity

Tran. Type	Trade Date	Settle Date	Par (\$)	CUSIP	Security Description	Coupon	Maturity Date	Transact Amt (\$)	Yield	Realized G/L (BV)
INTEREST	8/15/19	8/15/19	680,000.00	097023AD7	BOEING CO CORP NOTES	8.75%	8/15/21	29,750.00		
INTEREST	8/15/19	8/15/19	1,900,000.00	9128283X6	US TREASURY N/B NOTES	2.25%	2/15/21	21,375.00		
INTEREST	8/16/19	8/16/19	2,550,000.00	3137EAEL9	FREDDIE MAC NOTES	2.37%	2/16/21	30,281.25		
INTEREST	8/16/19	8/16/19	2,500,000.00	3137EAEL9	FREDDIE MAC NOTES	2.37%	2/16/21	29,687.50		
BUY	8/19/19	8/26/19	1,520,000.00	3134GT3M3	FREDDIE MAC NOTES	2.05%	8/26/22	(1,520,000.00)	2.05%	
INTEREST	8/22/19	8/22/19	935,000.00	023135AW6	AMAZON.COM INC BONDS	2.40%	2/22/23	11,220.00		
INTEREST	8/23/19	8/23/19	1,520,000.00	3130AGGK5	FHLB BONDS (CALLED OMD 05/23/2022)	2.65%	8/23/19	10,070.00		
MATURITY	8/23/19	8/23/19	1,520,000.00	3130AGGK5	FHLB BONDS (CALLED OMD 05/23/2022)	2.65%	8/23/19	1,520,000.00		0.00
INTEREST	8/31/19	8/31/19	1,275,000.00	912828P79	US TREASURY NOTES	1.50%	2/28/23	9,562.50		
INTEREST	8/31/19	8/31/19	305,000.00	912828P79	US TREASURY NOTES	1.50%	2/28/23	2,287.50		
INTEREST	9/1/19	9/1/19	1,000,000.00	79730WBG4	UNIV OF CAL TXBL REV BONDS	1.62%	9/1/19	8,125.00		
MATURITY	9/1/19	9/1/19	1,000,000.00	79730WBG4	UNIV OF CAL TXBL REV BONDS	1.62%	9/1/19	1,000,000.00		0.00
INTEREST	9/3/19	9/3/19	800,000.00	0258M0EG0	AMERICAN EXPRESS CREDIT (CALLABLE) NOTES	2.70%	3/3/22	10,800.00		
BUY	9/3/19	9/5/19	1,425,000.00	931142EL3	WALMART INC CORPORATE NOTES	2.85%	7/8/24	(1,501,625.81)	1.78%	
SELL	9/3/19	9/5/19	500,000.00	3130ADN32	FHLB NOTES	2.12%	2/11/20	501,168.33	1.91%	1,310.84
BUY	9/3/19	9/6/19	940,000.00	254687FK7	WALT DISNEY COMPANY/THE	1.75%	8/30/24	(936,164.80)	1.84%	
SELL	9/3/19	9/6/19	910,000.00	912828XX3	US TREASURY N/B NOTES	2.00%	6/30/24	940,272.02	1.36%	17,843.34
INTEREST	9/4/19	9/4/19	815,000.00	25468PDQ6	WALT DISNEY COMPANY CORP NOTES	2.45%	3/4/22	9,983.75		
BUY	9/5/19	9/6/19	890,000.00	3135G0W33	FANNIE MAE NOTES	1.37%	9/6/22	(886,902.80)	1.49%	
INTEREST	9/12/19	9/12/19	855,000.00	3135G0U43	FANNIE MAE NOTES	2.87%	9/12/23	12,290.63		
INTEREST	9/12/19	9/12/19	1,820,000.00	3135G0U43	FANNIE MAE NOTES	2.87%	9/12/23	26,162.50		
INTEREST	9/15/19	9/15/19	1,260,000.00	717081ES8	PFIZER INC CORP NOTES	2.95%	3/15/24	18,998.00		

INLAND EMPIRE UTILITIES AGENCY

Portfolio Activity

Tran. Type	Trade Date	Settle Date	Par (\$)	CUSIP	Security Description	Coupon	Maturity Date	Transact Amt (\$)	Yield	Realized G/L (BV)
INTEREST	9/15/19	9/15/19	800,000.00	12189LAM3	BURLINGTN NORTH SANTA FE CORP NOTES	3.00%	3/15/23	12,000.00		
INTEREST	9/15/19	9/15/19	825,000.00	92826CAG7	VISA INC (CALLABLE) NOTE	2.15%	9/15/22	8,868.75		
INTEREST	9/30/19	9/30/19	1,235,000.00	912828Q29	US TREASURY NOTES	1.50%	3/31/23	9,262.50		
INTEREST	9/30/19	9/30/19	2,500,000.00	3130ADUJ9	FEDERAL HOME LOAN BANKS NOTES	2.37%	3/30/20	29,687.50		
INTEREST	9/30/19	9/30/19	3,070,000.00	912828W89	US TREASURY NOTES	1.87%	3/31/22	28,781.25		
INTEREST	9/30/19	9/30/19	650,000.00	9128285D8	UNITED STATES TREASURY NOTES	2.87%	9/30/23	9,343.75		
INTEREST	9/30/19	9/30/19	2,065,000.00	912828L57	US TREASURY NOTES	1.75%	9/30/22	18,068.75		
INTEREST	9/30/19	9/30/19	2,500,000.00	912828W89	US TREASURY NOTES	1.87%	3/31/22	23,437.50		
INTEREST	9/30/19	9/30/19	3,790,000.00	912828W89	US TREASURY NOTES	1.87%	3/31/22	35,531.25		
TOTALS								(243,492.55)		20,657.02

Portfolio Holdings

Managed Account Detail of Securities Held

Security Type/Description Dated Date/Coupon/Maturity	CUSIP	Par	S&P Rating	Moody's Rating	Trade Date	Settle Date	Original Cost	YTM at Cost	Accrued Interest	Amortized Cost	Market Value
U.S. Treasury Bond / Note											
US TREASURY N/B DTD 07/17/2017 1.500% 07/15/2020	9128282J8	2,195,000.00	AA+	Aaa	4/17/2018	4/18/2018	2,149,127.93	2.46	6,978.67	2,178,620.87	2,188,827.66
US TREASURY NOTES DTD 01/31/2014 2.125% 01/31/2021	912828B58	2,225,000.00	AA+	Aaa	4/17/2018	4/18/2018	2,201,011.72	2.53	7,965.86	2,213,354.64	2,235,168.25
US TREASURY N/B NOTES DTD 02/15/2018 2.250% 02/15/2021	9128283X6	1,900,000.00	AA+	Aaa	1/23/2019	1/24/2019	1,886,937.50	2.59	5,459.92	1,891,234.14	1,912,393.70
US TREASURY NOTES DTD 06/30/2014 2.125% 06/30/2021	912828WR7	2,781,000.00	AA+	Aaa	3/14/2019	3/15/2019	2,761,120.20	2.45	14,934.65	2,765,807.81	2,801,640.58
US TREASURY NOTES DTD 07/31/2014 2.250% 07/31/2021	912828WY2	2,615,000.00	AA+	Aaa	4/16/2018	4/17/2018	2,588,543.55	2.57	9,912.84	2,600,029.75	2,641,455.96
US TREASURY NOTES DTD 10/31/2014 2.000% 10/31/2021	912828F96	580,000.00	AA+	Aaa	7/16/2018	7/17/2018	567,425.78	2.69	4,854.35	571,919.67	584,055.36
US TREASURY NOTES DTD 11/30/2016 1.750% 11/30/2021	912828U65	2,555,000.00	AA+	Aaa	4/16/2018	4/17/2018	2,480,346.09	2.60	15,026.33	2,509,578.44	2,560,689.99
US TREASURY NOTES DTD 03/31/2017 1.875% 03/31/2022	912828W89	3,070,000.00	AA+	Aaa	8/1/2018	8/3/2018	2,969,265.63	2.82	157.27	3,000,156.98	3,090,866.79
US TREASURY NOTES DTD 03/31/2017 1.875% 03/31/2022	912828W89	3,790,000.00	AA+	Aaa	9/4/2018	9/6/2018	3,678,224.61	2.75	194.16	3,710,600.64	3,815,760.63
US TREASURY NOTES DTD 03/31/2017 1.875% 03/31/2022	912828W89	2,500,000.00	AA+	Aaa	4/24/2018	4/25/2018	2,418,750.00	2.75	128.07	2,447,398.83	2,516,992.50
US TREASURY NOTES DTD 05/01/2017 1.875% 04/30/2022	912828X47	1,605,000.00	AA+	Aaa	4/16/2018	4/17/2018	1,558,480.08	2.64	12,593.58	1,574,689.56	1,615,846.59
US TREASURY NOTES DTD 06/30/2017 1.750% 06/30/2022	912828XW5	1,300,000.00	AA+	Aaa	7/2/2018	7/5/2018	1,252,570.31	2.72	5,749.32	1,266,780.87	1,305,687.50
US TREASURY NOTES DTD 09/30/2015 1.750% 09/30/2022	912828L57	2,065,000.00	AA+	Aaa	6/4/2018	6/6/2018	1,980,706.05	2.76	98.74	2,005,445.17	2,075,244.47
US TREASURY N/B NOTES DTD 10/31/2017 2.000% 10/31/2022	9128283C2	1,600,000.00	AA+	Aaa	5/2/2018	5/4/2018	1,546,625.00	2.80	13,391.30	1,562,658.14	1,619,688.00
US TREASURY NOTES DTD 02/01/2016 1.750% 01/31/2023	912828P38	1,040,000.00	AA+	Aaa	10/2/2018	10/4/2018	990,356.25	2.93	3,066.30	1,001,220.10	1,045,483.92

Managed Account Detail of Securities Held

Security Type/Description Dated Date/Coupon/Maturity	CUSIP	Par	S&P Rating	Moody's Rating	Trade Date	Settle Date	Original Cost	YTM at Cost	Accrued Interest	Amortized Cost	Market Value
U.S. Treasury Bond / Note											
US TREASURY NOTES DTD 02/29/2016 1.500% 02/28/2023	912828P79	305,000.00	AA+	Aaa	4/16/2018	4/17/2018	288,534.77	2.69	389.63	293,234.85	304,201.82
US TREASURY NOTES DTD 02/29/2016 1.500% 02/28/2023	912828P79	1,275,000.00	AA+	Aaa	7/2/2018	7/5/2018	1,206,269.53	2.74	1,628.78	1,223,754.01	1,271,663.33
US TREASURY NOTES DTD 03/31/2016 1.500% 03/31/2023	912828Q29	1,235,000.00	AA+	Aaa	2/8/2019	2/12/2019	1,189,507.62	2.44	50.61	1,196,186.27	1,232,153.33
US TREASURY NOTES DTD 06/30/2016 1.375% 06/30/2023	912828S35	2,000,000.00	AA+	Aaa	1/23/2019	1/24/2019	1,899,453.13	2.58	6,949.73	1,914,307.34	1,985,390.00
US TREASURY NOTES DTD 08/01/2016 1.250% 07/31/2023	912828S92	1,260,000.00	AA+	Aaa	2/8/2019	2/12/2019	1,196,950.78	2.44	2,653.53	1,205,519.07	1,244,791.80
UNITED STATES TREASURY NOTES DTD 10/01/2018 2.875% 09/30/2023	9128285D8	650,000.00	AA+	Aaa	5/1/2019	5/3/2019	667,087.89	2.25	51.06	665,566.54	682,652.10
US TREASURY NOTES DTD 11/15/2013 2.750% 11/15/2023	912828WE6	3,450,000.00	AA+	Aaa	3/6/2019	3/8/2019	3,484,904.30	2.52	35,835.94	3,480,964.92	3,611,180.55
US TREASURY NOTES DTD 11/30/2016 2.125% 11/30/2023	912828U57	2,525,000.00	AA+	Aaa	1/7/2019	1/9/2019	2,479,826.17	2.52	18,032.02	2,486,221.05	2,580,628.28
US TREASURY N/B DTD 12/31/2018 2.625% 12/31/2023	9128285U0	120,000.00	AA+	Aaa	1/30/2019	1/31/2019	120,356.25	2.56	796.06	120,311.65	125,175.00
US TREASURY N/B NOTES DTD 05/01/2017 2.000% 04/30/2024	912828X70	2,345,000.00	AA+	Aaa	6/3/2019	6/4/2019	2,355,534.18	1.90	19,626.63	2,354,881.48	2,389,608.94
US TREASURY N/B NOTES DTD 06/30/2017 2.000% 06/30/2024	912828XX3	575,000.00	AA+	Aaa	7/1/2019	7/3/2019	580,929.69	1.78	2,906.25	580,650.82	586,163.05
US TREASURY N/B DTD 07/31/2017 2.125% 07/31/2024	9128282N9	1,000,000.00	AA+	Aaa	8/1/2019	8/9/2019	1,016,171.88	1.78	3,580.16	1,015,722.85	1,025,508.00
Security Type Sub-Total		48,561,000.00					47,515,016.89	2.56	193,011.76	47,836,816.46	49,048,918.10
Federal Agency Bond / Note											
FHLB NOTES DTD 02/09/2018 2.125% 02/11/2020	3130ADN32	500,000.00	AA+	Aaa	4/24/2018	4/25/2018	496,525.00	2.52	1,475.69	499,290.96	500,362.00

Managed Account Detail of Securities Held

Security Type/Description Dated Date/Coupon/Maturity	CUSIP	Par	S&P Rating	Moody's Rating	Trade Date	Settle Date	Original Cost	YTM at Cost	Accrued Interest	Amortized Cost	Market Value
Federal Agency Bond / Note											
FEDERAL HOME LOAN BANKS NOTES DTD 03/16/2018 2.375% 03/30/2020	3130ADUJ9	2,500,000.00	AA+	Aaa	4/17/2018	4/18/2018	2,495,600.00	2.47	164.93	2,498,862.28	2,506,295.00
FREDDIE MAC NOTES DTD 02/16/2018 2.375% 02/16/2021	3137EAEL9	2,550,000.00	AA+	Aaa	4/24/2018	4/25/2018	2,527,993.50	2.70	7,570.31	2,539,047.34	2,570,616.75
FREDDIE MAC NOTES DTD 02/16/2018 2.375% 02/16/2021	3137EAEL9	2,500,000.00	AA+	Aaa	4/16/2018	4/17/2018	2,485,350.00	2.59	7,421.88	2,492,774.43	2,520,212.50
FANNIE MAE NOTES DTD 04/13/2018 2.500% 04/13/2021	3135G0U27	2,510,000.00	AA+	Aaa	4/16/2018	4/17/2018	2,502,670.80	2.60	29,283.33	2,506,172.12	2,539,901.63
FEDERAL HOME LOAN BANKS NOTES DTD 10/12/2018 3.000% 10/12/2021	3130AF5B9	1,865,000.00	AA+	Aaa	1/23/2019	1/24/2019	1,882,717.50	2.63	26,265.42	1,878,393.74	1,914,437.42
FANNIE MAE NOTES DTD 01/11/2019 2.625% 01/11/2022	3135G0U92	795,000.00	AA+	Aaa	1/9/2019	1/11/2019	794,427.60	2.65	4,637.50	794,561.45	811,982.79
FREDDIE MAC NOTES DTD 08/26/2019 2.050% 08/26/2022	3134GT3M3	1,520,000.00	AA+	Aaa	8/19/2019	8/26/2019	1,520,000.00	2.05	3,029.44	1,520,000.00	1,517,394.72
FANNIE MAE NOTES DTD 09/06/2019 1.375% 09/06/2022	3135G0W33	890,000.00	AA+	Aaa	9/5/2019	9/6/2019	886,902.80	1.49	849.83	886,973.16	883,686.34
FANNIE MAE AGENCY NOTES DTD 10/06/2017 2.000% 10/05/2022	3135G0T78	1,655,000.00	AA+	Aaa	4/16/2018	4/17/2018	1,603,678.45	2.74	16,182.22	1,619,727.51	1,671,809.84
FREDDIE MAC NOTES DTD 06/11/2018 2.750% 06/19/2023	3137EAEN5	1,450,000.00	AA+	Aaa	7/2/2018	7/5/2018	1,444,461.00	2.83	11,297.92	1,445,783.79	1,508,620.60
FANNIE MAE NOTES DTD 09/14/2018 2.875% 09/12/2023	3135G0U43	1,820,000.00	AA+	Aaa	11/1/2018	11/5/2018	1,803,274.20	3.08	2,761.60	1,806,242.86	1,907,349.08
FANNIE MAE NOTES DTD 09/14/2018 2.875% 09/12/2023	3135G0U43	855,000.00	AA+	Aaa	12/3/2018	12/6/2018	853,272.90	2.92	1,297.34	853,570.88	896,034.87
FEDERAL HOME LOAN BANKS NOTES DTD 12/09/2013 3.375% 12/08/2023	3130A0F70	870,000.00	AA+	Aaa	1/30/2019	1/31/2019	895,642.28	2.72	9,216.56	892,329.69	930,833.01
FANNIE MAE NOTES DTD 02/08/2019 2.500% 02/05/2024	3135G0V34	680,000.00	AA+	Aaa	2/7/2019	2/8/2019	677,470.40	2.58	2,644.44	677,779.98	705,637.36
FHLB BONDS DTD 02/15/2019 2.500% 02/13/2024	3130AFW94	190,000.00	AA+	Aaa	2/14/2019	2/15/2019	189,327.40	2.58	633.33	189,407.23	197,198.91

Managed Account Detail of Securities Held

Security Type/Description Dated Date/Coupon/Maturity	CUSIP	Par	S&P Rating	Moody's Rating	Trade Date	Settle Date	Original Cost	YTM at Cost	Accrued Interest	Amortized Cost	Market Value
Security Type Sub-Total		23,150,000.00					23,059,313.83	2.60	124,731.74	23,100,917.42	23,582,372.82
Corporate Note											
UNITED PARCEL SERVICE CORP NOTES DTD 12/20/1989 8.375% 04/01/2020	911308AA2	725,000.00	A	A2	4/16/2018	4/18/2018	802,045.75	2.75	30,359.38	745,124.49	747,877.38
TOYOTA MOTOR CREDIT CORP CORP NOTES DTD 01/08/2019 3.050% 01/08/2021	89236TFQ3	200,000.00	AA-	Aa3	1/3/2019	1/8/2019	199,880.00	3.08	1,406.39	199,923.04	203,003.40
HERSHEY COMPANY CORP NOTES DTD 05/10/2018 3.100% 05/15/2021	427866BA5	335,000.00	A	A1	5/3/2018	5/10/2018	334,768.85	3.12	3,923.22	334,872.36	340,596.18
AMERICAN HONDA FINANCE DTD 07/12/2016 1.650% 07/12/2021	02665WBF7	800,000.00	A	A2	4/16/2018	4/18/2018	767,016.00	3.00	2,896.67	781,460.53	796,052.80
BOEING CO CORP NOTES DTD 08/15/1991 8.750% 08/15/2021	097023AD7	680,000.00	A	A2	4/16/2018	4/18/2018	805,677.60	2.88	7,602.78	752,234.20	759,243.80
TOYOTA MOTOR CREDIT CORP BONDS DTD 01/09/2017 2.600% 01/11/2022	89236TDP7	1,000,000.00	AA-	Aa3	4/25/2018	4/27/2018	978,790.00	3.21	5,777.78	986,688.61	1,015,825.00
BANK OF NY MELLON CORP (CALLABLE) NOTES DTD 02/07/2017 2.600% 02/07/2022	06406RAA5	1,400,000.00	A	A1	4/16/2018	4/18/2018	1,371,048.00	3.18	5,460.00	1,381,728.33	1,419,735.80
AMERICAN EXPRESS CREDIT (CALLABLE) NOTES DTD 03/03/2017 2.700% 03/03/2022	0258M0EG0	800,000.00	A-	A2	4/16/2018	4/18/2018	785,488.00	3.20	1,680.00	790,732.78	813,939.20
WALT DISNEY COMPANY CORP NOTES DTD 03/06/2017 2.450% 03/04/2022	25468PDQ6	815,000.00	A	A2	4/16/2018	4/18/2018	798,691.85	3.00	1,497.56	804,592.82	826,827.28
PACCAR FINANCIAL CORP CORP NOTES DTD 05/10/2019 2.650% 05/10/2022	69371RP83	930,000.00	A+	A1	5/3/2019	5/10/2019	929,497.80	2.67	9,652.63	929,561.21	944,525.67
VISA INC (CALLABLE) NOTE DTD 09/11/2017 2.150% 09/15/2022	92826CAG7	825,000.00	AA-	Aa3	4/16/2018	4/18/2018	795,407.25	3.03	788.33	804,739.14	833,448.83

Managed Account Detail of Securities Held

Security Type/Description Dated Date/Coupon/Maturity	CUSIP	Par	S&P Rating	Moody's Rating	Trade Date	Settle Date	Original Cost	YTM at Cost	Accrued Interest	Amortized Cost	Market Value
Corporate Note											
BANK OF AMERICA CORP NOTE DTD 10/21/2016 2.503% 10/21/2022	06051GFZ7	800,000.00	A-	A2	4/16/2018	4/18/2018	769,264.00	3.43	8,899.56	778,662.46	805,438.40
ORACLE CORP NOTES DTD 11/09/2017 2.625% 02/15/2023	68389XBR5	1,420,000.00	A+	A1	4/17/2018	4/19/2018	1,389,001.40	3.11	4,762.92	1,397,869.70	1,445,856.78
AMAZON.COM INC BONDS DTD 06/06/2018 2.400% 02/22/2023	023135AW6	935,000.00	AA-	A3	4/11/2019	4/15/2019	925,995.95	2.66	2,431.00	927,040.76	950,336.81
BURLINGTN NORTH SANTA FE CORP NOTES DTD 03/12/2013 3.000% 03/15/2023	12189LAM3	800,000.00	A+	A3	4/16/2018	4/18/2018	790,800.00	3.26	1,066.67	793,383.85	824,598.40
BANK OF NY MELLON CORP DTD 04/30/2018 3.500% 04/28/2023	06406RAG2	1,375,000.00	A	A1	1/22/2019	1/24/2019	1,387,595.00	3.27	20,453.13	1,385,722.40	1,440,418.38
PFIZER INC CORP NOTES DTD 03/11/2019 2.950% 03/15/2024	717081ES8	1,260,000.00	AA-	A1	4/2/2019	4/4/2019	1,276,392.60	2.67	1,652.00	1,274,872.02	1,309,128.66
WALMART INC CORPORATE NOTES DTD 04/23/2019 2.850% 07/08/2024	931142EL3	1,425,000.00	AA	Aa2	9/3/2019	9/5/2019	1,495,195.50	1.78	9,363.44	1,494,193.55	1,480,848.60
WALT DISNEY COMPANY/THE DTD 09/06/2019 1.750% 08/30/2024	254687FK7	940,000.00	A	A2	9/3/2019	9/6/2019	936,164.80	1.84	1,142.36	936,215.92	930,737.24
Security Type Sub-Total		17,465,000.00					17,538,720.35	2.86	120,815.82	17,499,618.17	17,888,438.61
Certificate of Deposit											
BANK OF NOVA SCOTIA HOUSTON CD DTD 06/07/2018 3.080% 06/05/2020	06417GU22	1,410,000.00	A-1	P-1	6/5/2018	6/7/2018	1,409,464.20	3.10	13,993.47	1,409,813.82	1,422,073.83
BANK OF MONTREAL CHICAGO CERT DEPOS DTD 08/03/2018 3.190% 08/03/2020	06370REU9	1,400,000.00	A-1	P-1	8/1/2018	8/3/2018	1,400,000.00	3.23	7,071.17	1,400,000.00	1,411,884.60
SYNCHRONY BANK CERT DEPOS DTD 10/02/2015 2.250% 10/02/2020	87164WKQ0	240,000.00	NR	NR	10/2/2015	10/2/2015	240,000.00	2.25	2,692.60	240,000.00	241,047.36
ROYAL BANK OF CANADA NY CD DTD 06/08/2018 3.240% 06/07/2021	78012UEE1	815,000.00	AA-	Aa2	6/7/2018	6/8/2018	815,000.00	3.24	8,361.90	815,000.00	834,484.21

Managed Account Detail of Securities Held

Security Type/Description Dated Date/Coupon/Maturity	CUSIP	Par	S&P Rating	Moody's Rating	Trade Date	Settle Date	Original Cost	YTM at Cost	Accrued Interest	Amortized Cost	Market Value
Security Type Sub-Total		3,865,000.00					3,864,464.20	3.12	32,119.14	3,864,813.82	3,909,490.00
Managed Account Sub Total		93,041,000.00					91,977,515.27	2.65	470,678.46	92,302,165.87	94,429,219.53
Securities Sub-Total		\$93,041,000.00					\$91,977,515.27	2.65%	\$470,678.46	\$92,302,165.87	\$94,429,219.53
Accrued Interest											\$470,678.46
Total Investments											\$94,899,897.99

Bolded items are forward settling trades.

IMPORTANT DISCLOSURES

This material is based on information obtained from sources generally believed to be reliable and available to the public; however, PFM Asset Management LLC cannot guarantee its accuracy, completeness or suitability. This material is for general information purposes only and is not intended to provide specific advice or a specific recommendation. All statements as to what will or may happen under certain circumstances are based on assumptions, some, but not all of which, are noted in the presentation. Assumptions may or may not be proven correct as actual events occur, and results may depend on events outside of your or our control. Changes in assumptions may have a material effect on results. Past performance does not necessarily reflect and is not a guaranty of future results. The information contained in this presentation is not an offer to purchase or sell any securities.

- Market values that include accrued interest are derived from closing bid prices as of the last business day of the month as supplied by Interactive Data, Bloomberg, or Telerate. Where prices are not available from generally recognized sources, the securities are priced using a yield based matrix system to arrive at an estimated market value.
- In accordance with generally accepted accounting principles, information is presented on a trade date basis; forward settling purchases are included in the monthly balances, and forward settling sales are excluded.
- Performance is presented in accordance with the CFA Institute's Global Investment Performance Standards (GIPS). Unless otherwise noted, performance is shown gross of fees. Quarterly returns are presented on an unannualized basis. Returns for periods greater than one year are presented on an annualized basis. Past performance is not indicative of future returns.
- Bank of America/Merrill Lynch Indices provided by Bloomberg Financial Markets.
- Money market fund/cash balances are included in performance and duration computations.
- Standard & Poor's is the source of the credit ratings. Distribution of credit rating is exclusive of money market fund/LGIP holdings.
- Callable securities in the portfolio are included in the maturity distribution analysis to their stated maturity date, although, they may be called prior to maturity.
- MBS maturities are represented by expected average life.

GLOSSARY

- **ACCRUED INTEREST:** Interest that is due on a bond or other fixed income security since the last interest payment was made.
- **AGENCIES:** Federal agency securities and/or Government-sponsored enterprises.
- **AMORTIZED COST:** The original cost of the principal of the security is adjusted for the amount of the periodic reduction of any discount or premium from the purchase date until the date of the report. Discount or premium with respect to short-term securities (those with less than one year to maturity at time of issuance) is amortized on a straight line basis. Such discount or premium with respect to longer-term securities is amortized using the constant yield basis.
- **BANKERS' ACCEPTANCE:** A draft or bill of exchange accepted by a bank or trust company. The accepting institution guarantees payment of the bill as well as the insurer.
- **COMMERCIAL PAPER:** An unsecured obligation issued by a corporation or bank to finance its short-term credit needs, such as accounts receivable and inventory.
- **CONTRIBUTION TO DURATION:** Represents each sector or maturity range's relative contribution to the overall duration of the portfolio measured as a percentage weighting. Since duration is a key measure of interest rate sensitivity, the contribution to duration measures the relative amount or contribution of that sector or maturity range to the total rate sensitivity of the portfolio.
- **DURATION TO WORST:** A measure of the sensitivity of a security's price to a change in interest rates, stated in years, computed from cash flows to the maturity date or to the put date, whichever results in the highest yield to the investor.
- **EFFECTIVE DURATION:** A measure of the sensitivity of a security's price to a change in interest rates, stated in years.
- **EFFECTIVE YIELD:** The total yield an investor receives in relation to the nominal yield or coupon of a bond. Effective yield takes into account the power of compounding on investment returns, while nominal yield does not.
- **FDIC:** Federal Deposit Insurance Corporation. A federal agency that insures bank deposits to a specified amount.
- **INTEREST RATE:** Interest per year divided by principal amount and expressed as a percentage.
- **MARKET VALUE:** The value that would be received or paid for an investment in an orderly transaction between market participants at the measurement date.
- **MATURITY:** The date upon which the principal or stated value of an investment becomes due and payable.
- **NEGOTIABLE CERTIFICATES OF DEPOSIT:** A CD with a very large denomination, usually \$1 million or more, that can be traded in secondary markets.
- **PAR VALUE:** The nominal dollar face amount of a security.

GLOSSARY

- **PASS THROUGH SECURITY:** A security representing pooled debt obligations that passes income from debtors to its shareholders. The most common type is the mortgage-backed security.
- **REPURCHASE AGREEMENTS:** A holder of securities sells these securities to an investor with an agreement to repurchase them at a fixed price on a fixed date.
- **SETTLE DATE:** The date on which the transaction is settled and monies/securities are exchanged. If the settle date of the transaction (i.e., coupon payments and maturity proceeds) occurs on a non-business day, the funds are exchanged on the next business day.
- **TRADE DATE:** The date on which the transaction occurred; however, the final consummation of the security transaction and payment has not yet taken place.
- **UNSETTLED TRADE:** A trade which has been executed; however, the final consummation of the security transaction and payment has not yet taken place.
- **U.S. TREASURY:** The department of the U.S. government that issues Treasury securities.
- **YIELD:** The rate of return based on the current market value, the annual interest receipts, maturity value, and the time period remaining until maturity, stated as a percentage on an annualized basis.
- **YTM AT COST:** The yield to maturity at cost is the expected rate of return based on the original cost, the annual interest receipts, maturity value, and the time period from purchase date to maturity, stated as a percentage on an annualized basis.
- **YTM AT MARKET:** The yield to maturity at market is the rate of return based on the current market value, the annual interest receipts, maturity value, and the time period remaining until maturity, stated as a percentage on an annualized basis.

**INFORMATION
ITEM**

6H



Handwritten initials: VCB, 10/1

Date: November 20, 2019

To: The Honorable Board of Directors

From: Shivaji Deshmukh, General Manager

Committee: Engineering, Operations & Water Resources

11/13/19

Executive Contact: Christiana Daisy, Executive Manager of Engineering/AGM

Subject: Regional Water Use Efficiency Programs Annual Report - FY 2018/19

Executive Summary:

Annually, the Inland Empire Utilities Agency (IEUA) prepares a comprehensive regional Water Use Efficiency (WUE) programs report that captures all activities that occurred over the previous fiscal year. The report tracks the progress that has been made toward goals and objectives outlined in IEUA's Regional WUE Business Plan. Member agencies receive a regional WUE summary perspective, as well as service-area-specific data and activity that provides the foundation for regulatory compliance with State WUE statutes. Moreover, the report serves as a benchmark for assessing and evaluating overall program performances for planning existing and future programs.

The Agency currently offers a suite of regional WUE programs that are designed to positively impact individual long-term behavior regarding efficient use of water. Over the last fiscal year, there were approximately 3,696 water saving technologies/services deployed throughout the service area representing an estimated annual water savings of 285 acre-feet and a lifetime savings of 2,331 acre-feet.

Staff's Recommendation:

This is an informational item for the Board of Directors to receive and file.

Budget Impact *Budgeted (Y/N): Y* *Amendment (Y/N): N* *Amount for Requested Approval:*

Account/Project Name:

Not Applicable

Fiscal Impact (explain if not budgeted):

Not Applicable

Prior Board Action:

None.

Environmental Determination:

Not Applicable

Business Goal:

The project is consistent with IEUA's Business Goal of increasing Water Reliability by promoting water use efficiency and education to enhance water supplies within the region; and meeting the region's need to develop reliable and diverse local water resources in order to reduce dependence on imported water supplies.

Attachments:

Attachment 1 - PowerPoint

Attachment 2 - IEUA Regional Water Use Efficiency Programs Annual Report - FY 2018/19

[\(Click to download\)](#)

Regional Water Use Efficiency Programs FY 2018-19 Report



Regional Water Use Efficiency Priorities

- Surpassing SBX 7-7 (2009) – 20% reduction in water use by 2020
- Model Water Efficient Landscape Ordinance (AB 1881 – MWELO, 2015)
- Making Water Conservation a California Way of Life (AB 1668/SB 606, 2018)
- Regional Water Use Efficiency (WUE) Business Plan (2015 – 2020)
- Compliance with WUE legislation and regulations

Education

- IEUA Residential Landscape Training Workshops
 - 11 residential courses conducted throughout IEUA's service area
- National Theatre for Children
 - 50 Theater Performances – 22,452 K-6 students, teachers and parents reached
- Shows that Teach
 - 9 Theater Performances – 4,500 K-6 students, teachers and parents reached
- Garden-In-Every School Program
 - 3 New Gardens Started in Ontario and Upland



Water Use Efficiency Programs

IEUA Locally Implemented WUE Programs	Activity	Savings (AFY)
Residential Landscape Retrofit Program	89 Sites (125 controllers; 1,544 Nozzles)	25
Residential Controller Upgrade Program	234 Workshop Attendees 256 Controllers Installed	11
Residential Pressure Regulation Program	494 Sites Visited 396 PRVs Replaced	47
Regional Landscape Evaluation and Audit Program	78 Residential / 83 Commercial	113
SoCalWater\$mart.com: Rebates	2,653 Rebates	91
	Total	285

Partial Savings (AFY) rounded to the nearest whole number.

LIFETIME SAVINGS: 2,331 AF

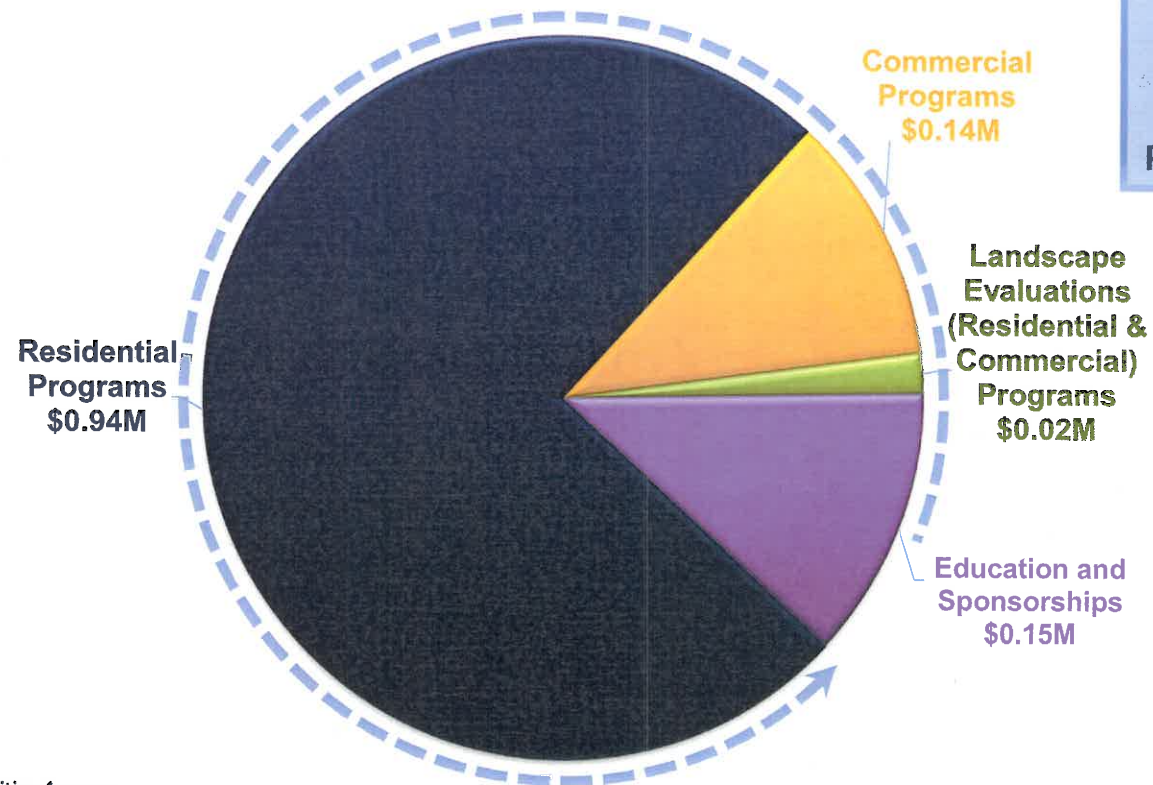


Member Agency Support Programs

- Landscape Design Services
- Member Agency Administered Programs
- Support Tools Organizational Dues
- Support Grants
- SAWPA Grant Funded Projects
 - Aerial Mapping and Web Applications
 - SmartScape – Prop 84
 - Turf Removal – Prop 84



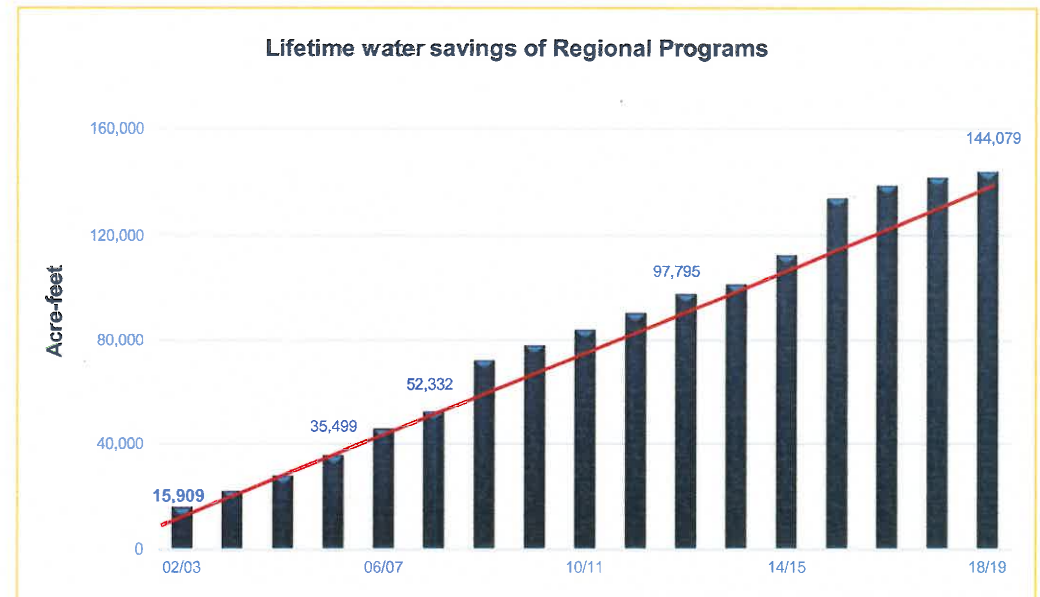
Water Use Efficiency Programs Funding



WUE Core Programs
\$1.25M
Funding: 48% IEUA - 52% External
Program Cost to IEUA per AF: \$258

Annual Water Use Efficiency Programs Summary

- 3,696 technologies & services
- 285 AF of annual water savings
- Lifetime water savings: 2,331 AF
- FY 2018-2019 Core Programs
 - Education
 - Programmatic
 - Member Agency Support



~144,079 AF of water has been conserved since 1992 through IEUA's water use efficiency programs

**INFORMATION
ITEM**

61



Date: November 20, 2019

To: The Honorable Board of Directors

Committee: Finance & Administration

VAS for
From: Shivaji Deshmukh, General Manager

11/13/19

Executive Contact: Christina Valencia, Executive Manager of Finance & Administration/AGM

Subject: Treasurer's Report of Financial Affairs

Executive Summary:

The Treasurer's Report of Financial Affairs for the month ended September 30, 2019 is submitted in a format consistent with the State requirement.

For the month of September 2019, total cash, investments, and restricted deposits of \$245,133,512 reflects a decrease of \$7,546,573 compared to the total of \$252,680,085 reported for August 2019. The decrease was mainly due to the quarterly payment to County Sanitation Districts of Los Angeles County and billing error by Metropolitan Water District (MWD) that did not allow the Agency to bill the imported water customer for the July water purchases on time. As a result, the average days cash on hand for the month ended September 30, 2019 decreased from 243 days to 219 days.

The unrestricted Agency investment portfolio yield in September 2019 was 2.466 percent, a decrease of 0.011 percent compared to the August 2019 yield of 2.477 percent. The slight decrease in overall yield is mainly attributed to the lower yields in the Local Agency Investment Fund (LAIF) and in the California Asset Management Program (CAMP).

Staff's Recommendation:

The Treasurer's Report of Financial Affairs for the month ended September 30, 2019 is an information item for the Board of Director's review.

Budget Impact *Budgeted (Y/N): N* *Amendment (Y/N): N* *Amount for Requested Approval:*

Account/Project Name:

Fiscal Impact (explain if not budgeted):

Interest earned on the Agency's investment portfolio increases the Agency's overall reserves.

Prior Board Action:

On October 16, 2019, the Board of Directors approved the Treasurer's Report of Financial Affairs for the month ended August 31, 2019.

Environmental Determination:

Not Applicable

Business Goal:

The Financial Affairs report is consistent with the Agency's Business Goal of Fiscal Responsibility in providing financial reporting that accounts for cash and investment activities to fund operating requirements and to optimize investment earnings.

Attachments:

- Attachment 1 - Background
- Attachment 2 - PowerPoint
- Attachment 3 - Treasurer's Report of Financial Affairs

Background

Subject: Treasurer's Report of Financial Affairs

The Treasurer's Report of Financial Affairs for the month ended September 30, 2019 is submitted in a format consistent with State requirements. The monthly report denotes investment transactions that have been executed in accordance with the criteria stated in the Agency's Investment Policy (Resolution No. 2019-3-1).

Agency total cash, investments, and restricted deposits for the month of September 2019 was \$245.1 million, a decrease of \$7.6 million from the \$252.7 million reported for the month ended August 31, 2019. The decrease was mainly due to the quarterly payment of \$1.4 million to County Sanitation Districts of Los Angeles County and billing error by Metropolitan Water District (MWD) that did not allow the Agency to bill the imported water customer for the July water purchases on time, as a result, the Agency did not collect the payment of \$5.4 million in September.

Table 1 represents the unrestricted Agency investment portfolio, by authorized investment and duration, with total portfolio amount of \$130.8 million. The Agency portfolio excludes cash and restricted deposits in the amount of \$114.3 million held by member agencies and with fiscal agents.

Table 1: Agency Portfolio

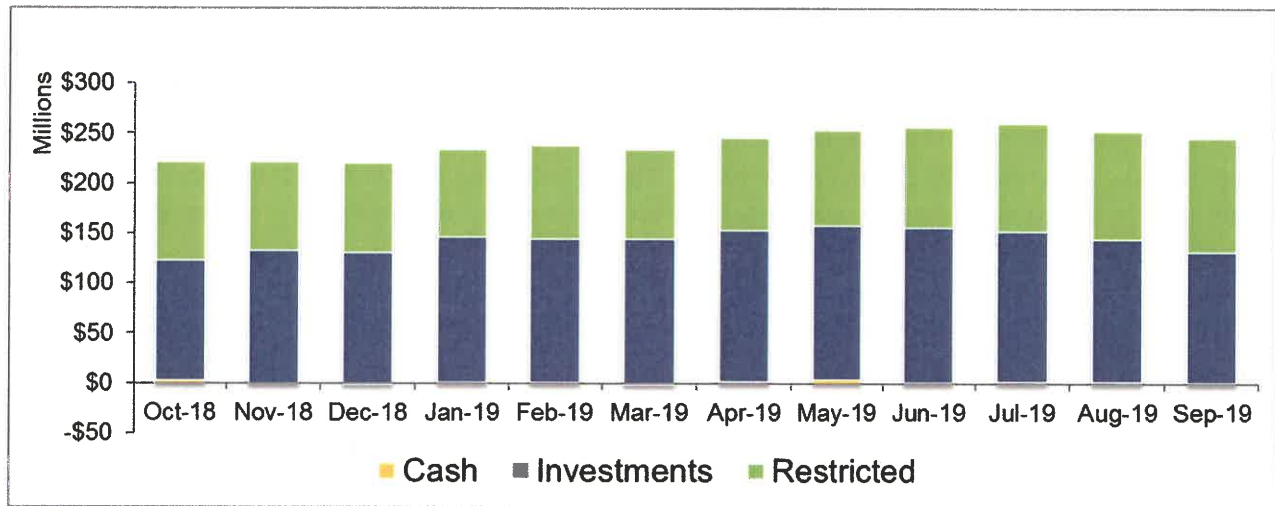
Authorized Investments	Allowable Threshold (\$ million or %)	Investment Value as of September 30, 2019 (\$ million)				Average Yield %	Portfolio% (Unrestricted)
		Under 1 Year	1-3 Years	Over 3 Years	Total		
LAIF*- Unrestricted	\$65	\$11.8	\$0	\$0	\$11.8	2.28%	9.0%
CAMP** – Unrestricted	n/a	19.4			19.4	2.22	14.8
Citizens Business Bank – Sweep	40%	7.4			7.4	1.10	5.6
Sub-Total Agency Managed		\$38.6	\$0	\$0	\$38.6	2.02%	29.4%
Brokered Certificates of Deposit	30%	\$3.0	\$0.8	\$0	\$3.8	3.12%	3.0%
Medium Term Notes	30%	0.7	7.8	9.0	17.5	2.87	13.3
US Treasury Notes	n/a	2.2	24.5	21.1	47.8	2.56	36.6
US Gov't Securities	n/a	3.0	12.6	7.5	23.1	2.60	17.7
Sub-Total PFM Managed		\$8.9	\$45.7	\$37.6	\$92.2	2.65%	70.6%
Total		\$47.5	\$45.7	\$37.6	\$130.8	2.47%	100.0%

*LAIF – Local Agency Investment Fund

**CAMP – California Asset Management Program

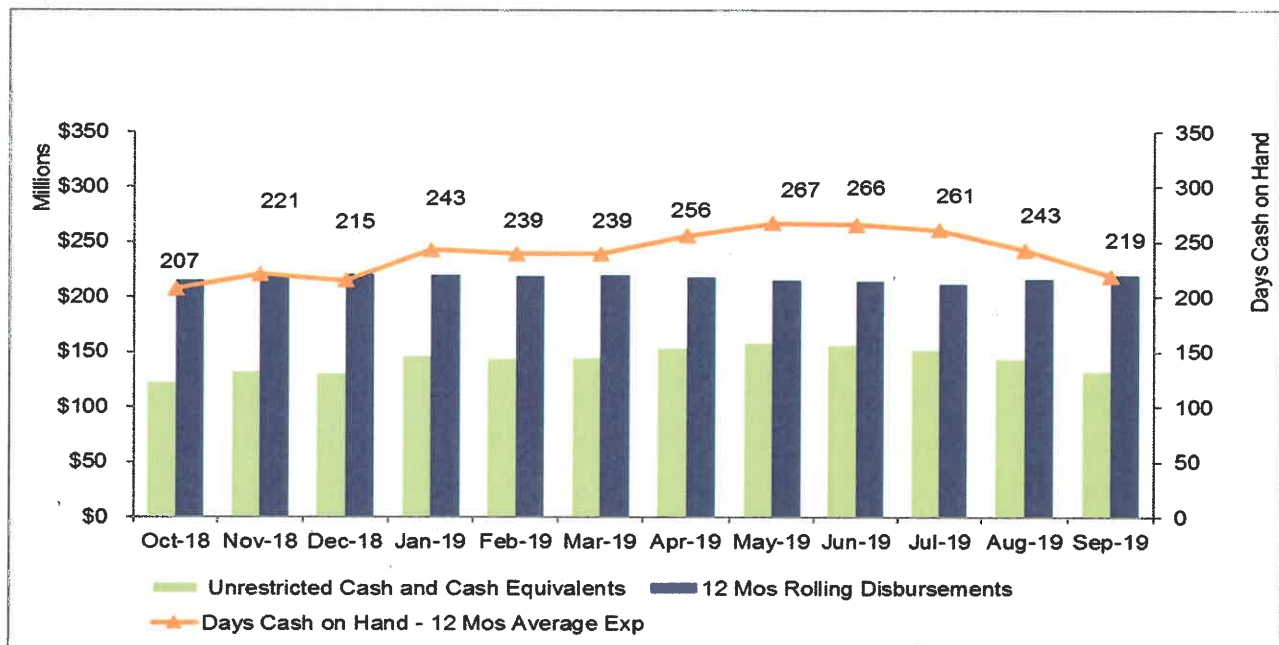
+/- due to rounding

Figure 1: Cash, Investments, and Restricted Deposits




Average days cash on hand is calculated using the monthly ending balance of unrestricted cash and cash equivalents divided by disbursements associated with operating expenses, debt service, and capital expenditures as recorded in the Agency’s cash flow. The average days cash on hand for the month ended September 30, 2019 decreased from 243 days to 219 days as shown in Figure 2.

Figure 2: Days Cash on Hand – 12 Month Rolling Average



Monthly cash and investment summaries are available on the Agency’s website at: <https://www.ieua.org/fy-2019-20-cash-and-investment-summary/>

Treasurer's Report of Financial Affairs for Month Ended October 31, 2019




Agency Liquidity

- The decrease was mainly due to the quarterly payment to County Sanitation Districts of Los Angeles County and billing error by Metropolitan Water District (MWD) that did not allow the Agency to bill the imported water customer for the July water purchases on time.
- Slight decrease in overall yield mainly attributed to lower yields in Local Agency Investment Fund (LAIF) and in California Asset Management Program (CAMP).

Description	September (\$ million)	August (\$ million)	Increase/ (Decrease) (\$ million)
Investment Portfolio	\$130.8	\$142.7	(\$11.9)
Cash and Restricted Deposits	\$114.3	\$110.0	\$4.3
Total Investments, Cash, and Restricted Deposits	\$245.1	\$252.7	(\$7.6)
Investment Portfolio Yield	2.466%	2.477%	(0.011%)
Weighted Average Duration (Years)	1.16	1.02	0.14
Average Cash on Hand (Days)	219	243	(24)

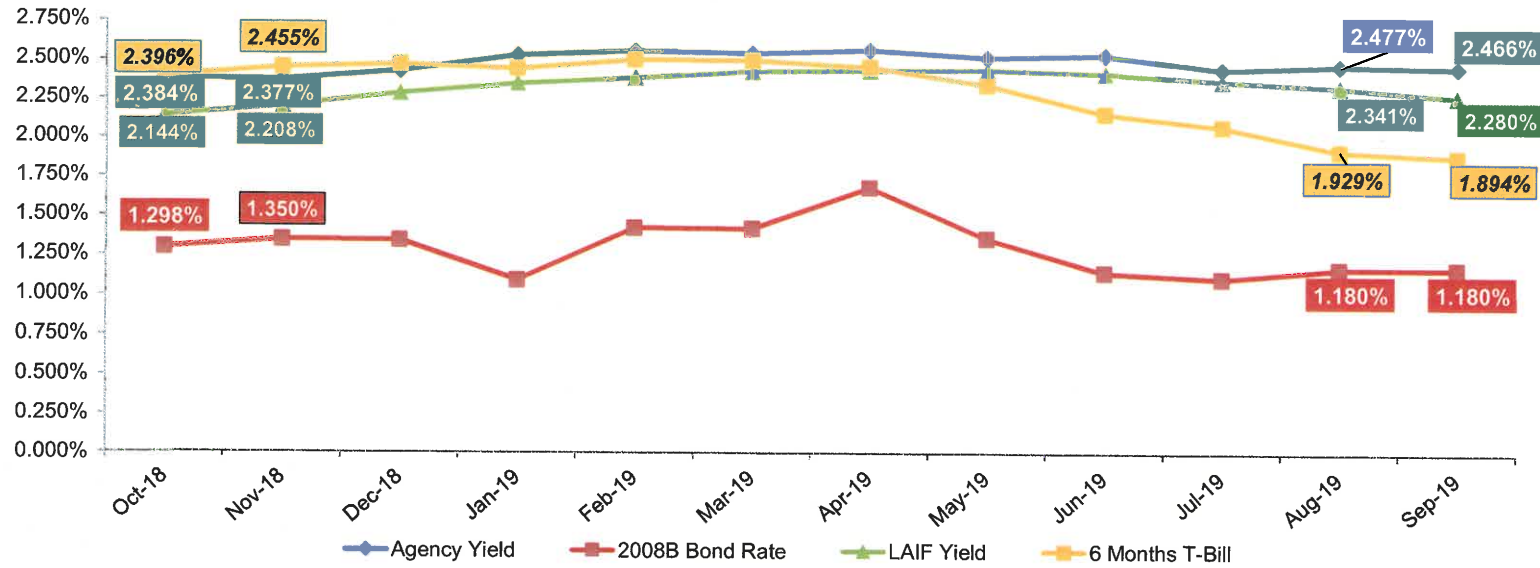
Monthly cash and investment summaries available at <https://www.ieua.org/fy-2019-20-cash-and-investment-summary/>



Agency Investment Position

Authorized Investments	Allowable Threshold (\$ million or %)	Under 1 Year	1 – 3 Years	Over 3 Years	Total	Average Yield %	Portfolio % (Unrestricted)
Local Agency Investment Fund	\$65	\$11.8	\$0	\$0	\$11.8	2.28%	9.0%
California Asset Management Program	n/a	19.4	-	-	19.4	2.22	14.8
Citizens Business Bank – Sweep	40%	7.4	-	-	7.4	1.10	5.6
Sub-Total Agency Managed		\$38.6	\$0	\$0	\$38.6	2.02%	29.4%
Brokered Certificates of Deposit (CD)	30%	\$3.0	\$0.8	\$0	\$3.8	3.12%	3.0%
Medium Term Notes	30%	0.7	7.8	9.0	17.5	2.87	13.3
US Treasury Notes	n/a	2.2	24.5	21.1	47.8	2.56	36.6
US Government Securities	n/a	3.0	12.6	7.5	23.1	2.60	17.7
Sub-Total PFM Managed		\$8.9	\$45.7	\$37.6	\$92.2	2.65%	70.6%
Total		\$47.5	\$45.7	\$37.6	\$130.8	2.466%	100.0%

Portfolio Yield Comparison



Questions



The Treasurer's Report of Financial Affairs is consistent with the Agency's business goal of fiscal responsibility.

TREASURER'S REPORT OF FINANCIAL AFFAIRS

For the Month Ended September 30, 2019



All investment transactions have been executed in accordance with the criteria stated in the Agency's Investment Policy (Resolution No. 2019-3-1) adopted by the Inland Empire Utilities Agency's Board of Directors during its regular meeting held on May 15, 2019.

The funds anticipated to be available during the next six-month period are expected to be sufficient to meet all foreseen expenditures during the period.

* A Municipal Water District

INLAND EMPIRE UTILITIES AGENCY
Cash and Investment Summary

Month Ended
September 30, 2019

	September	August	Variance
<u>Cash, Bank Deposits, and Bank Investment Accounts</u>	<u>\$929,191</u>	<u>\$1,118,852</u>	<u>(\$189,661)</u>
<u>Investments</u>			
Agency Managed			
Citizens Business Bank (CBB) Repurchase (Sweep)	\$7,376,733	\$7,194,598	\$182,135
Local Agency Investment Fund (LAIF)	11,798,099	24,798,099	(13,000,000)
California Asset Management Program (CAMP)	19,365,480	19,330,199	35,281
Total Agency Managed Investments	<u>38,540,312</u>	<u>51,322,896</u>	<u>(12,782,584)</u>
PFM Managed			
Certificates of Deposit	\$3,864,814	\$3,864,791	\$23
Municipal Bonds	0	1,000,000	(1,000,000)
Commercial Paper	0	0	0
Medium Term Notes	17,499,618	15,071,579	2,428,039
U.S. Treasury Notes	47,836,818	48,733,523	(896,705)
U.S. Government Sponsored Entities	23,100,917	22,710,993	389,924
Total PFM Managed Investments	<u>92,302,167</u>	<u>91,380,886</u>	<u>921,281</u>
Total Investments	<u>\$130,842,479</u>	<u>\$142,703,782</u>	<u>(\$11,861,303)</u>
Total Cash and Investments Available to the Agency	<u>\$131,771,670</u>	<u>\$143,822,634</u>	<u>(\$12,050,964)</u>
<u>Restricted Deposits</u>			
CAMP Water Connection Reserve	\$16,993,127	\$16,396,188	\$596,939
LAIF Self Insurance Reserve	6,312,073	6,312,073	(0)
Debt Service Accounts	2,617,770	2,614,277	3,493
Capital Capacity Reimbursement Account (CCRA) Deposits Held by Member Agencies**	69,811,192	65,994,860	3,816,332
California Employers' Retirement Benefit Trust Account - CERBT (Other Post Employment Benefits - OPEB)	17,573,385	17,490,252	83,133
Escrow Deposits	54,295	49,801	4,494
Total Restricted Deposits	<u>\$113,361,842</u>	<u>\$108,857,451</u>	<u>\$4,504,391</u>
Total Cash, Investments, and Restricted Deposits	<u><u>\$245,133,512</u></u>	<u><u>\$252,680,085</u></u>	<u><u>(\$7,546,573)</u></u>

**Total reported as of August 2019

INLAND EMPIRE UTILITIES AGENCY
Cash and Investment Summary

Month Ended
September 30, 2019

Cash, Bank Deposits, and Bank Investment Accounts

CBB Demand Account (Negative balance offset by CBB Sweep Balance)	\$455,485
CBB Payroll Account	-
CBB Workers' Compensation Account	69,419
Subtotal Demand Deposits	<u>\$524,904</u>
Other Cash and Bank Accounts	
Petty Cash	\$2,250
Subtotal Other Cash	<u>\$2,250</u>
US Bank Pre-Investment Money Market Account	<u>\$402,037</u>
Total Cash and Bank Accounts	\$929,191

Unrestricted Investments

CBB Repurchase (Sweep) Investments	
Federal Home Loan Bank	\$0
Fannie Mae	7,376,733
Subtotal CBB Repurchase (Sweep)	<u>\$7,376,733</u>
Local Agency Investment Fund (LAIF)	
LAIF Fund	\$11,798,099
Subtotal Local Agency Investment Fund	<u>\$11,798,099</u>
California Asset Management Program (CAMP)	
Short Term	\$19,365,480
Subtotal CAMP	<u>\$19,365,480</u>
Subtotal Agency Managed Investment Accounts	<u>\$38,540,312</u>

INLAND EMPIRE UTILITIES AGENCY
Cash and Investment Summary

Month Ended
September 30, 2019

Unrestricted Investments Continued

Brokered Certificates of Deposit

Brokered Certificates of Deposit	\$3,864,814
Subtotal Brokered Certificates of Deposit	<u>\$3,864,814</u>

Medium Term Notes

UPS of America Inc	\$745,124
Hershey Company	334,872
American Honda Finance	781,461
Boeing Co	752,234
Toyota Motor	1,186,612
Bank of NY Mellon	2,767,450
American Express	790,733
Walt Disney Company	804,593
Paccar Financial Corp	929,561
Visa Inc	804,739
Bank of America	778,662
Oracle Corporation	1,397,870
Amazon Inc	927,041
Burlington North Santa Fe Corp	793,384
Pfizer Inc	1,274,872
Walmart Inc	1,494,194
Walt Disney Company	936,216
Subtotal Medium Term Notes	<u>17,499,618</u>

INLAND EMPIRE UTILITIES AGENCY
Cash and Investment Summary

Month Ended
September 30, 2019

Unrestricted Investments Continued

U.S. Treasury Notes

Treasury Note	\$47,836,818
Subtotal U.S. Treasury Notes	<u>\$47,836,818</u>

U.S. Government Sponsored Entities

Fannie Mae Bank	9,145,028
Freddie Mac Bank	7,997,605
Federal Home Loan Bank	5,958,284
Subtotal U.S. Government Sponsored Entities	<u>\$23,100,917</u>

Subtotal PFM Managed Investment Accounts \$92,302,167

Total Investments \$130,842,479

Restricted Deposits

Investment Pool Accounts

CAMP -Water Connection Reserves	\$16,993,127
LAIF - Self Insurance Fund Reserves	6,312,073
Subtotal Investment Pool Accounts	<u>\$23,305,200</u>

Debt Service

2008B Debt Service Accounts	\$2,617,256
2017A Debt Service Accounts	513
Subtotal Debt Service	<u>\$2,617,770</u>

INLAND EMPIRE UTILITIES AGENCY
Cash and Investment Summary

Month Ended
September 30, 2019

Restricted Deposits Continued

CCRA Deposits Held by Member Agencies

City of Chino	\$10,931,215
Cucamonga Valley Water District	11,491,573
City of Fontana	10,079,989
City of Montclair	3,102,524
City of Ontario	23,093,659
City of Chino Hills	6,421,861
City of Upland	4,690,371
Subtotal CCRA Deposits Held by Member Agencies**	\$69,811,192

**Total reported as of August 2019

CalPERS

CERBT Account (OPEB)	\$17,573,385
Subtotal CalPERS Accounts	\$17,573,385

Escrow Deposits

Stanek Construction	\$54,295
Subtotal Escrow Deposits	\$54,295

<i>Total Restricted Deposits</i>	\$113,361,842
---	----------------------

<i>Total Cash, Investments, and Restricted Deposits as of September 30, 2019</i>	\$245,133,512
---	----------------------

Total Cash, Investments, and Restricted Deposits as of 09/30/19	\$245,133,512
---	---------------

Less: Total Cash, Investments, and Restricted Deposits as of 08/31/19	252,680,085
---	-------------

<i>Total Monthly Increase (Decrease)</i>	(\$7,546,573)
---	----------------------

INLAND EMPIRE UTILITIES AGENCY
Cash and Investment Summary

Month Ended
September 30, 2019

	Par	Cost Basis	Term	September	%	%	Maturity	Market
	Amount	Amount	(Days)	Value	Coupon	Yield to Maturity	Date	Value
Cash, Bank Deposits, and Bank Investment Accounts								
Citizens Business Bank (CBB)								
Demand Account	\$455,485	\$455,485	N/A	\$455,485		N/A	N/A	\$455,485
Payroll Checking	0	0	N/A	0		N/A	N/A	0
Workers' Compensation Account	69,419	69,419	N/A	69,419		N/A	N/A	69,419
Subtotal CBB Accounts	\$524,904	\$524,904		\$524,904				\$524,904
Bank of America (BofA)								
Payroll Checking	\$0	\$0	N/A	\$0		N/A	N/A	\$0
Payroll Tax Checking	0	0	N/A	0		N/A	N/A	0
Savings Account	-	\$0	N/A	-		0.000	N/A	-
Subtotal B of A Accounts	\$0	\$0		\$0		N/A		\$0
Bank of the West								
Money Market Plus - Business Account	\$0	\$0	N/A	\$0		0.00%	N/A	\$0
Subtotal Bank of the West Account	\$0	\$0		\$0		0.00%		\$0
US Bank (USB)								
Custodial Money Market (<i>Investment Mgmt.</i>)	\$246,984	\$246,984	N/A	\$246,984		1.51%	N/A	\$246,984
Custodial Money Market (<i>Debt Service</i>)	155,052	155,052	N/A	155,052		1.51%	N/A	155,052
Subtotal USB Account	\$402,037	\$402,037		\$402,037		1.51%		\$402,037
Petty Cash	\$2,250	\$2,250	N/A	\$2,250		N/A	N/A	\$2,250
Total Cash, Bank Deposits and Bank Investment Accounts	\$929,191	\$929,191		\$929,191				\$929,191
Investments								
CBB Daily Repurchase (Sweep) Accounts								
Fannie Mae	\$7,376,733	\$7,376,733	N/A	\$7,376,733		1.10%	N/A	\$7,376,733
Federal Home Loan Bank	-	-	N/A	-		1.10%	N/A	-
Subtotal CBB Repurchase Accounts	\$7,376,733	\$7,376,733		\$7,376,733		1.10%		\$7,376,733
LAIF Accounts								
Non-Restricted Funds	\$11,798,099	\$11,798,099	N/A	\$11,798,099		2.280%	N/A	\$11,798,099
Subtotal LAIF Accounts	\$11,798,099	\$11,798,099		\$11,798,099		2.280%		\$11,798,099
CAMP Accounts								
Non-Restricted Funds	\$19,365,480	\$19,365,480	N/A	\$19,365,480		2.22%	N/A	\$19,365,480
Subtotal CAMP Accounts	\$19,365,480	\$19,365,480		\$19,365,480		2.22%		\$19,365,480
Subtotal Agency Managed Investment Accounts	\$38,540,312	\$38,540,312		\$38,540,312		2.02%		\$38,540,312
Brokered Certificates of Deposit (CDs)								
Bank of Nova Scotia Houston	\$1,410,000	\$1,409,464	729	\$1,409,814	3.08%	3.10%	06/05/20	\$1,422,074
Bank of Montreal Chicago	1,400,000	1,400,000	731	1,400,000	3.19%	3.23%	08/03/20	1,411,885
Synchrony Bank	240,000	240,000	1827	240,000	2.25%	2.25%	10/02/20	241,047
Royal Bank of Canada NY	815,000	815,000	1095	815,000	3.24%	3.24%	06/07/21	834,484
Subtotal Brokered CDs	\$3,865,000	\$3,864,464		\$3,864,814		3.12%		\$3,909,490

INLAND EMPIRE UTILITIES AGENCY
Cash and Investment Summary

Month Ended
September 30, 2019

	Par	Cost Basis	Term	September	%	%	Maturity	Market
	Amount	Amount	(Days)	Value	Coupon	Yield to	Date	Value
						Maturity		
Investments (continued)								
US Treasury Note								
US Treasury Note	\$2,195,000	\$2,149,128	819	\$2,178,621	1.500%	2.46%	07/15/20	\$2,188,828
US Treasury Note	2,225,000	2,201,012	1019	2,213,355	2.125%	2.53%	01/31/21	2,235,168
US Treasury Note	1,900,000	1,886,938	753	1,891,234	2.250%	2.59%	02/15/21	1,912,394
US Treasury Note	2,781,000	2,761,120	838	2,765,808	2.125%	2.45%	06/30/21	2,801,641
US Treasury Note	2,615,000	2,588,543	1201	2,600,030	2.250%	2.57%	07/31/21	2,641,456
US Treasury Note	580,000	567,426	1202	571,920	2.000%	2.69%	10/31/21	584,055
US Treasury Note	2,555,000	2,480,346	1323	2,509,578	1.750%	2.60%	11/30/21	2,560,690
US Treasury Note	2,500,000	2,418,750	1436	2,447,399	1.875%	2.75%	03/31/22	2,516,993
US Treasury Note	3,070,000	2,969,266	1336	3,000,157	1.875%	2.82%	03/31/22	3,090,867
US Treasury Note	3,790,000	3,678,225	1302	3,710,601	1.875%	2.75%	03/31/22	3,815,761
US Treasury Note	1,605,000	1,558,480	1474	1,574,690	1.875%	2.64%	04/30/22	1,615,847
US Treasury Note	1,300,000	1,252,570	1456	1,266,781	1.750%	2.72%	06/30/22	1,305,688
US Treasury Note	2,065,000	1,980,706	1577	2,005,445	1.750%	2.76%	09/30/22	2,075,244
US Treasury Note	1,600,000	1,546,625	1641	1,562,658	2.000%	2.80%	10/31/22	1,619,688
US Treasury Note	1,040,000	990,356	1580	1,001,220	1.750%	2.93%	01/31/23	1,045,484
US Treasury Note	305,000	288,535	1778	293,235	1.500%	2.69%	02/28/23	304,202
US Treasury Note	1,275,000	1,206,269	1699	1,223,754	1.500%	2.74%	02/28/23	1,271,663
US Treasury Note	1,235,000	1,189,508	1508	1,196,186	1.500%	2.44%	03/31/23	1,232,153
US Treasury Note	2,000,000	1,899,453	1618	1,914,307	1.38%	2.58%	06/30/23	1,985,390
US Treasury Note	1,260,000	1,196,951	1630	1,205,519	1.25%	2.44%	07/31/23	1,244,792
US Treasury Note	650,000	667,088	1611	665,567	2.88%	2.25%	09/30/23	682,652
US Treasury Note	3,450,000	3,484,904	1713	3,480,965	2.75%	2.52%	11/15/23	3,611,181
US Treasury Note	2,525,000	2,479,826	1786	2,486,221	2.13%	2.52%	11/30/23	2,580,628
US Treasury Note	120,000	120,356	1795	120,312	2.63%	2.56%	12/31/23	125,175
US Treasury Note	2,345,000	2,355,534	1792	2,354,881	2.00%	1.90%	04/30/24	2,389,609
US Treasury Note	575,000	580,930	1824	580,651	2.00%	1.78%	06/30/24	586,163
US Treasury Note	1,000,000	1,016,172	1818	1,015,723	2.13%	1.78%	07/31/24	1,025,508
Subtotal US Treasuries	\$48,561,000	\$47,515,017		\$47,836,818		2.56%		\$49,048,920
U.S. Government Sponsored Entities								
Federal Home Loan Bank	\$500,000	\$496,525	657	\$499,291	2.13%	2.52%	02/11/20	\$500,362
Federal Home Loan Bank	2,500,000	2,495,600	712	2,498,862	2.38%	2.47%	03/30/20	2,506,295
Freddie Mac Bond	2,500,000	2,485,350	1,036	2,492,774	2.38%	2.59%	02/16/21	2,520,213
Freddie Mac Bond	2,550,000	2,527,994	1,028	2,539,047	2.38%	2.70%	02/16/21	2,570,617
Fannie Mae Bond	2,510,000	2,502,671	1,092	2,506,172	2.50%	2.60%	04/13/21	2,539,902
Federal Home Loan Bank	1,865,000	1,882,717	992	1,878,394	3.00%	2.63%	10/12/21	1,914,437
Fannie Mae Bond	795,000	794,428	1,096	794,561	2.63%	2.65%	01/11/22	811,983
Freddie Mac Bond	1,520,000	1,520,000	1,096	1,520,000	2.05%	2.05%	08/26/22	1,517,395
Fannie Mae Bond	890,000	886,903	1,107	886,973	1.38%	1.49%	09/06/22	883,686
Fannie Mae Bond	1,655,000	1,603,678	1,632	1,619,728	2.00%	2.74%	10/05/22	1,671,810
Freddie Mac Bond	1,450,000	1,444,461	1,810	1,445,784	2.75%	2.83%	06/19/23	1,508,621
Fannie Mae Bond	855,000	853,273	1,741	853,571	2.88%	2.92%	09/12/23	896,035
Fannie Mae Bond	1,820,000	1,803,274	1,772	1,806,243	2.88%	3.08%	09/12/23	1,907,349
Federal Home Loan Bank	870,000	895,642	1,772	892,330	3.38%	2.72%	12/08/23	930,833
Fannie Mae Bond	680,000	677,470	1,823	677,780	2.50%	2.58%	02/05/24	705,637
Federal Home Loan Bank	190,000	189,327	1,824	189,407	2.50%	2.58%	02/13/24	197,199
Subtotal U.S. Gov't Sponsored Entities	\$23,150,000	23,059,314		\$23,100,917		2.60%		\$23,582,374

INLAND EMPIRE UTILITIES AGENCY
Cash and Investment Summary

Month Ended
September 30, 2019

	Par	Cost Basis	Term	September	%	%	Maturity	Market
	Amount	Amount	(Days)	Value	Coupon	Yield to Maturity	Date	Value
Investments (continued)								
Medium Term Notes								
UPS of America Inc	\$725,000	\$802,046	714	\$745,124	8.38%	2.75%	04/01/20	\$747,877
Toyota Motor	200,000	199,880	731	199,923	3.05%	3.08%	01/08/21	203,003
Hershey Company	335,000	334,769	1101	334,872	3.10%	3.12%	05/15/21	340,596
American Honda Finance	800,000	767,016	1181	781,461	1.65%	3.00%	07/12/21	796,053
Boeing Co	680,000	805,678	1215	752,234	8.75%	2.88%	08/15/21	759,244
Toyota Motor	1,000,000	978,790	1355	986,689	2.60%	3.21%	01/11/22	1,015,825
Bank of NY Mellon	1,400,000	1,371,048	1391	1,381,728	2.60%	3.18%	02/07/22	1,419,736
American Express	800,000	785,488	1415	790,733	2.70%	3.20%	03/03/22	813,939
Walt Disney Company	815,000	798,692	1416	804,593	2.45%	3.00%	03/04/22	826,827
Paccar Financial Corp	930,000	929,498	1483	929,561	2.65%	2.67%	05/10/22	944,526
Visa Inc	825,000	795,407	1611	804,739	2.15%	3.03%	09/15/22	833,449
Bank of America	800,000	769,264	1647	778,662	2.50%	3.43%	10/21/22	805,438
Oracle Corp	1,420,000	1,389,001	1763	1,397,870	2.63%	3.11%	02/15/23	1,445,857
Amazon Inc	935,000	925,996	1774	927,041	2.40%	2.66%	02/22/23	950,337
Burlington North Santa Fe Corp	800,000	790,800	1792	793,384	3.00%	3.26%	03/15/23	824,598
Bank of NY Mellon	1,375,000	1,387,595	1555	1,385,722	3.50%	3.27%	04/28/23	1,440,418
Pfizer Inc	1,260,000	1,276,392	1807	1,274,872	2.95%	2.67%	03/15/24	1,309,129
Walmart Inc	1,425,000	1,495,196	1768	1,494,194	2.85%	1.78%	07/08/24	1,480,849
Walt Disney Company	940,000	936,165	1820	936,216	1.75%	1.84%	08/30/24	930,737
Subtotal Medium Term Notes	\$17,465,000	\$17,538,721		\$17,499,618		2.87%		\$17,888,438
Subtotal PFM Managed Investment Accounts	\$93,041,000	\$91,977,516		\$92,302,167		2.65%		\$94,429,222
Total Investments	\$131,581,312	\$130,517,828		\$130,842,479				\$132,969,534
<i>(Source of Investment Amortized Cost: PFM)</i>								
Restricted Deposits								
Investment Pool Accounts								
CAMP - Water Connection Reserves	\$16,993,127	\$16,993,127	N/A	\$16,993,127		2.22%	N/A	\$16,993,127
LAIF - Self Insurance Reserves	6,312,073	6,312,073	N/A	6,312,073		2.28%	N/A	6,312,073
Total Investment Pool Accounts	\$23,305,200	\$23,305,200		\$23,305,200		2.24%		\$23,305,200
Debt Service and Arbitrage Accounts								
2008B Debt Service Accounts	\$2,617,256	\$2,617,256	N/A	\$2,617,256		1.55%		\$2,617,256
2010A Debt Service Accounts	-	0	N/A	0		0.00%		0
2017A Debt Service Accounts	513	513	N/A	513		0.20%		513
Total Debt Service Accounts	\$2,617,770	\$2,617,770		\$2,617,770		1.55%		\$2,617,770

INLAND EMPIRE UTILITIES AGENCY
Cash and Investment Summary

Month Ended
September 30, 2019

	Par	Cost Basis	Term	September	%	%	Maturity	Market
	Amount	Amount	(Days)	Value	Coupon	Yield to	Date	Value
						Maturity		
Restricted Deposits (continued)								
CCRA Deposits Held by Member Agencies								
City of Chino	\$10,931,215	\$10,931,215	N/A	\$10,931,215		N/A	N/A	\$10,931,215
City of Chino Hills	6,421,861	6,421,861	N/A	6,421,861		N/A	N/A	6,421,861
Cucamonga Valley Water District	11,491,573	11,491,573	N/A	11,491,573		N/A	N/A	11,491,573
City of Fontana	10,079,989	10,079,989	N/A	10,079,989		N/A	N/A	10,079,989
City of Montclair	3,102,524	3,102,524	N/A	3,102,524		N/A	N/A	3,102,524
City of Ontario	23,093,659	23,093,659	N/A	23,093,659		N/A	N/A	23,093,659
City of Upland	4,690,371	4,690,371	N/A	4,690,371		N/A	N/A	4,690,371
<i>Subtotal CCRA Deposits Held by Member Agencies**</i>	<i>\$69,811,192</i>	<i>\$69,811,192</i>		<i>\$69,811,192</i>				<i>\$69,811,192</i>
<i>**Total reported as of August 2019</i>								
CalPERS Deposits								
CERBT Account (OPEB)	\$15,000,000	\$15,000,000	N/A	\$17,573,385		N/A	N/A	\$17,573,385
Subtotal CalPERS Deposits	\$15,000,000	\$15,000,000		\$17,573,385				\$17,573,385
<i>CERBT Strategy 2 Performance as of August 31, 2019 based on 1 Year Net Return was 6.53%.</i>								
Escrow Deposits								
Stanek Contractors Escrow	\$54,295	\$54,295	N/A	\$54,295		N/A	N/A	\$54,295
Subtotal Escrow Deposits	\$54,295	\$54,295		\$54,295				\$54,295
Total Restricted Deposits	\$110,788,457	\$110,788,457		\$113,361,842				\$113,361,842
Total Cash, Investments, and Restricted Deposits as of September 30, 2019	\$243,298,960	\$242,235,475		\$245,133,512				\$247,260,567

INLAND EMPIRE UTILITIES AGENCY
Cash and Investment Summary

Month Ended
September 30, 2019

September Purchases

No.	Date	Transaction	Investment Security	Type	Par Amount Purchased	Investment Yield to Maturity
1	09/05/19	Purchase	Walmart Inc.	Corporate Note	\$1,425,000	2.85%
2	09/06/19	Purchase	Walt Disney Company	Corporate Note	940,000	1.75%
3	09/06/19	Purchase	Fannie Mae	Bond	890,000	1.38%
					\$ 3,255,000	

September Investment Maturities, Calls & Sales

No.	Date	Transaction	Investment Security	Type	Par Amount Matured/Sold	Investment Yield to Maturity
1	09/01/19	Maturity	University of California Taxable Revenue Bonds	Bond	\$1,000,000	1.63%
2	09/05/19	Sale	Federal Home Loan Bank	Bond	500,000	2.13%
3	09/06/19	Sale	US Treasury Bill	Treasury Bond	910,000	2.00%
Total Maturities, Calls & Sales					\$ 2,410,000	

INLAND EMPIRE UTILITIES AGENCY
Cash and Investment Summary

Month Ended
September 30, 2019

Directed Investment Category

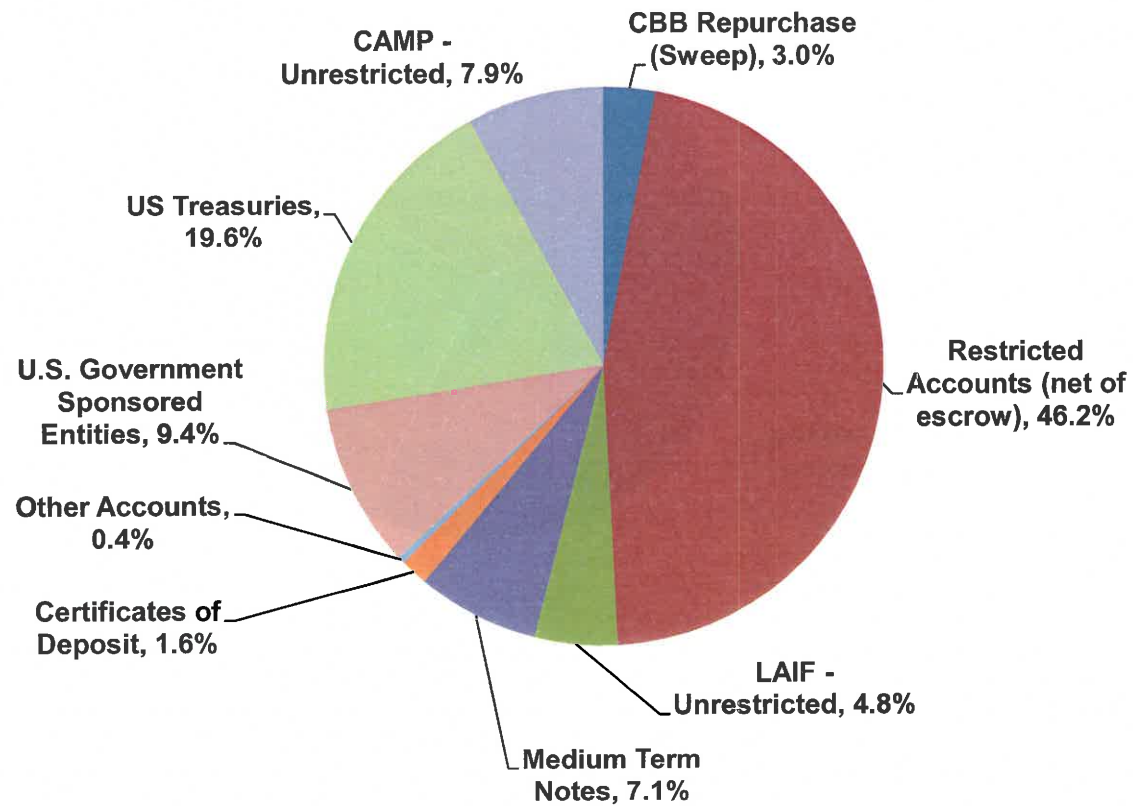
	Amount Invested	Yield
CBB Repurchase (Sweep)	\$7,376,733	1.100%
LAIF - Unrestricted	11,798,099	2.280%
CAMP - Unrestricted	19,365,480	2.220%
Brokered Certificates of Deposit	3,864,814	3.124%
Medium Term Notes	17,499,618	2.865%
Municipal Bonds	0	0.000%
US Treasury Notes	47,836,818	2.559%
U.S. Government Sponsored Entities	23,100,917	2.597%
<i>Total Investment Portfolio</i>	<i>\$130,842,479</i>	
<i>Investment Portfolio Rate of Return</i>		<i>2.466%</i>

Restricted/Transitory/Other Accounts

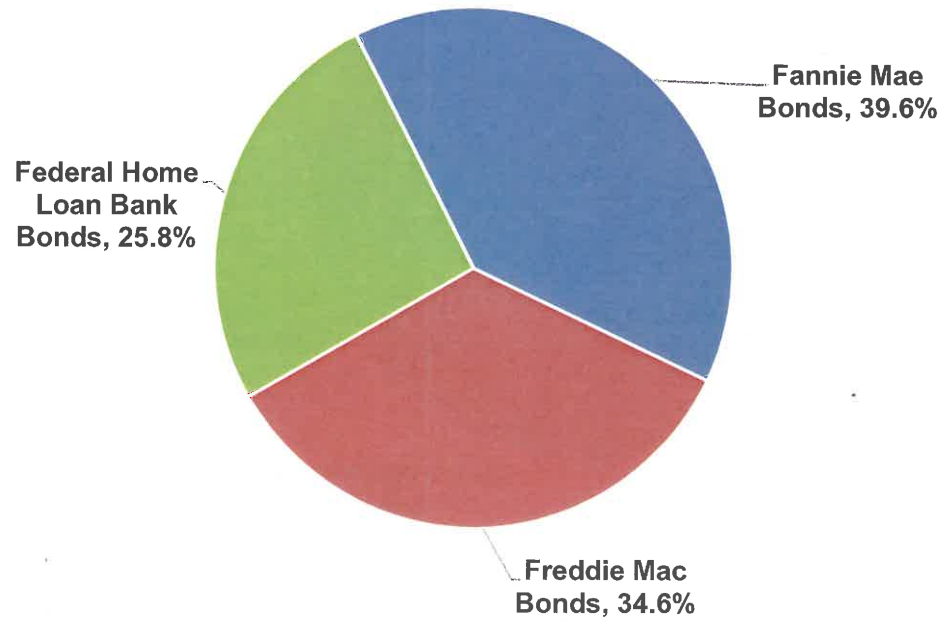
	Amount Invested	Yield
CCRA Deposits Held by Member Agencies	\$69,811,192	N/A
CalPERS OPEB (CERBT) Account	17,573,385	N/A
CAMP Restricted Water Connection Reserve	16,993,127	2.220%
LAIF Restricted Insurance Reserve	6,312,073	2.280%
US Bank - 2008B Debt Service Accounts	2,617,256	1.550%
US Bank - 2010A Debt Service Accounts	0	0.000%
US Bank - 2017A Debt Service Accounts	513	0.200%
US Bank - Pre-Investment Money Market Account	402,037	1.510%
Citizens Business Bank - Demand Account	455,485	N/A
Citizens Business Bank - Workers' Compensation Account	69,419	N/A
Other Accounts*	2,250	N/A
Escrow Account	54,295	N/A
<i>Total Restricted/Transitory/Other Accounts</i>	<i>\$114,291,032</i>	
<i>Average Yield of Other Accounts</i>		<i>2.157%</i>
Total Agency Directed Deposits	<u><u>\$245,133,512</u></u>	

*Petty Cash

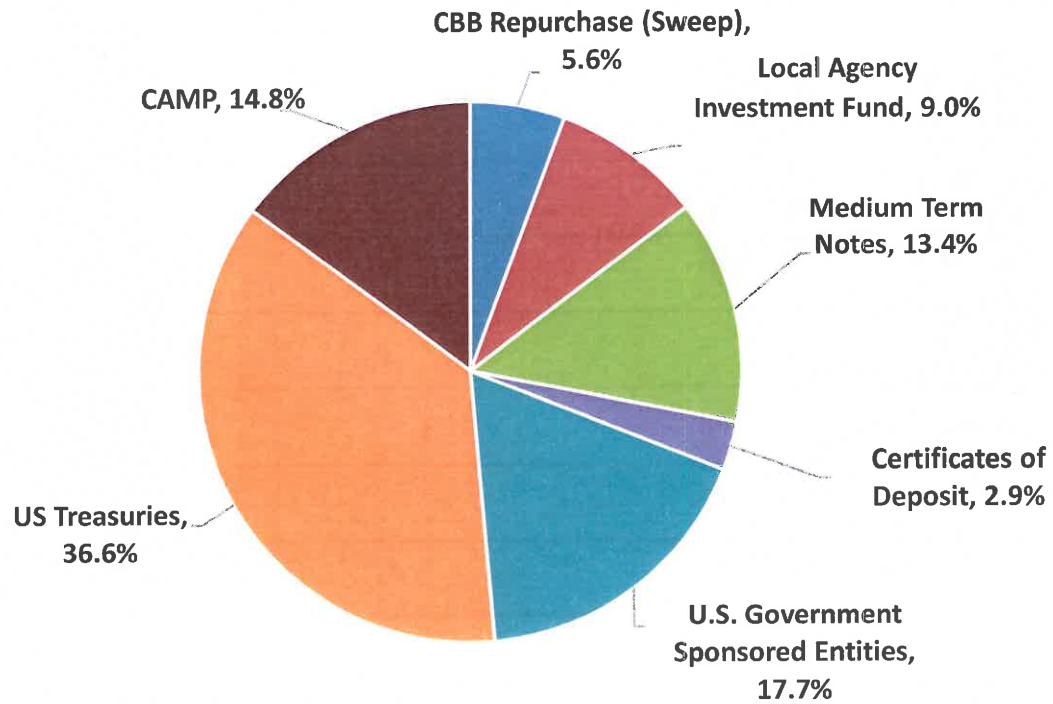
Inland Empire Utilities Agency
Treasurer's Report of Financial Affairs
Month Ended September 30, 2019
Agency Investment Portfolio (Net of Escrow Accounts)
\$245,079,217



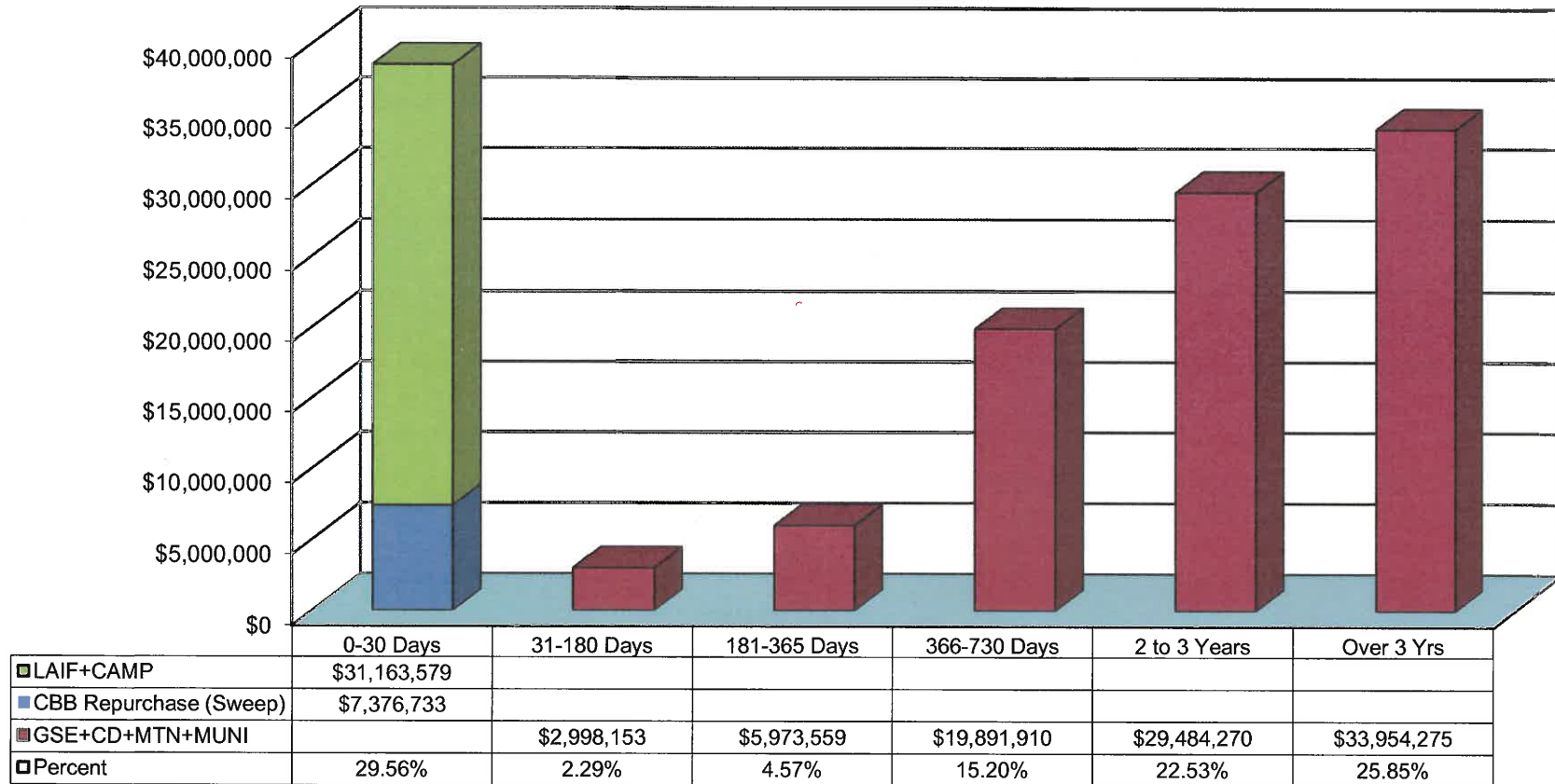
Inland Empire Utilities Agency
Treasurer's Report of Financial Affairs
Month Ended September 30, 2019
U.S. Government Sponsored Entities Portfolio
\$23,100,917



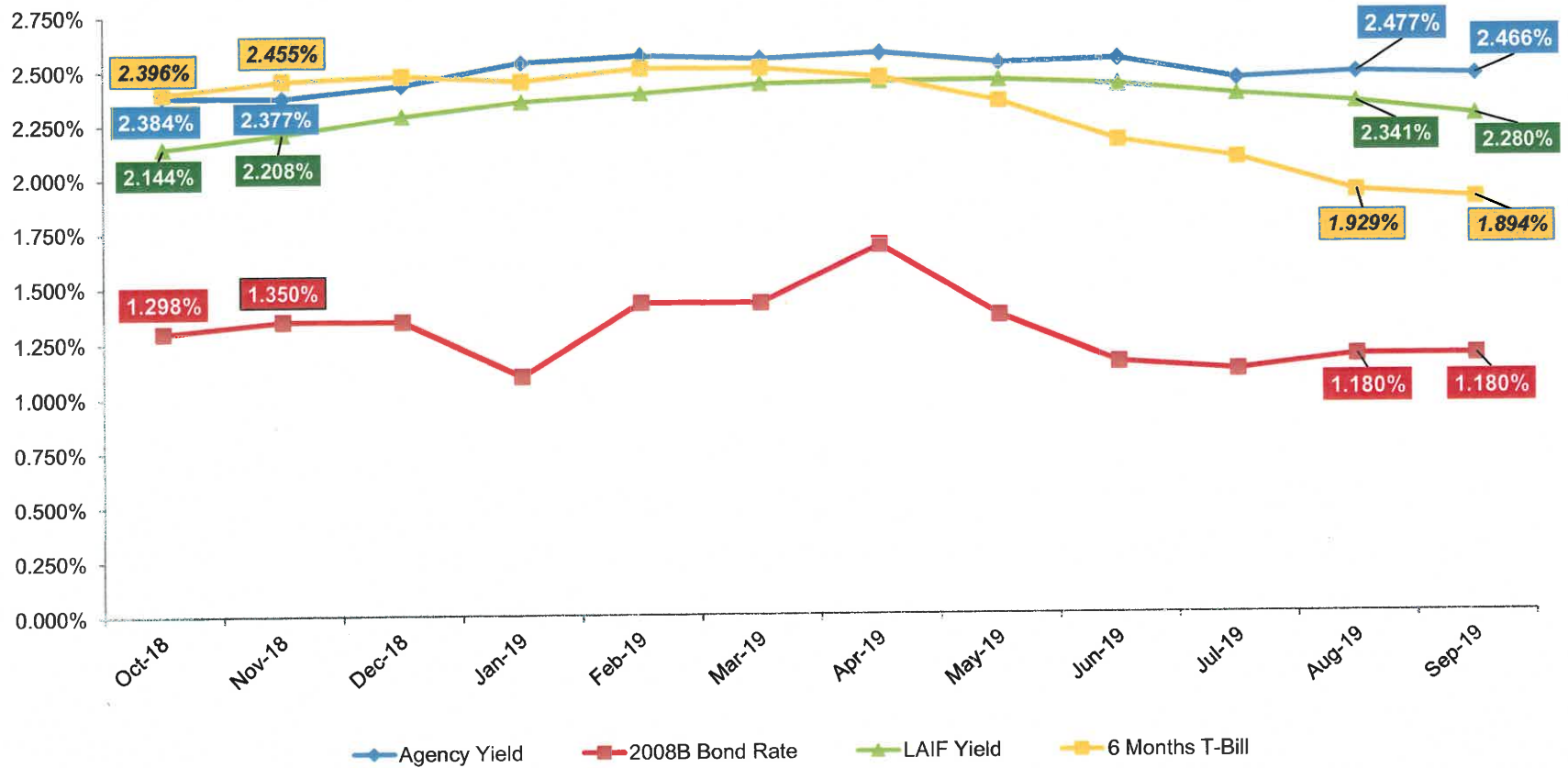
Inland Empire Utilities Agency
Treasurer's Report of Financial Affairs
Month Ended September 30, 2019
Unrestricted Agency Investment Portfolio
\$130,842,479



Inland Empire Utilities Agency
Treasurer's Report of Financial Affairs
 Month Ended September 30, 2019
Agency Investment Portfolio Maturity Distribution (Unrestricted)
\$130,842,479



**Inland Empire Utilities Agency
Treasurer's Report of Financial Affairs
Month Ended September 30, 2019
Agency Investment Portfolio Yield Comparison**



**INFORMATION
ITEM**

6J



Date: November 20, 2019

To: The Honorable Board of Directors

From: Shivaji Deshmukh, General Manager SD

Committee: Community & Legislative Affairs

11/13/19

Executive Contact: Kathy Besser, Executive Manager of Ext. Aff. & Policy Dev./AGM

Subject: Public Outreach and Communication

Executive Summary:

- IEUA staff promoted National Energy Awareness Month in October by showcasing the Agency's renewable energy initiatives and by highlighting the water-energy nexus through social media channels.
- The Agency celebrated Water Professionals Appreciation Week by featuring IEUA staff on social media, placing Board-signed appreciation banners in all facilities, coordinating daily staff giveaways, delivering donuts, arranging a therapy dog experience, and bringing massage therapists to HQ-B and RP-1.
- On October 15, IEUA took part in hosting a portion of the 2019 California Special Districts Association Legislative Staffers Tour to showcase Agency initiatives, the Agency's new water quality lab and the Chino Creek Wetlands and Educational Park.
- IEUA staff promoted National Prescription Drug Take Back Day (October 26) on the Agency's social media channels and distributed a news release. The Agency received a Certificate of Recognition from Assemblymember Freddie Rodriguez.

Staff's Recommendation:

This is an informational item for the Board of Directors to receive and file.

Budget Impact *Budgeted (Y/N): Y* *Amendment (Y/N): N* *Amount for Requested Approval:*

Account/Project Name:

Fiscal Impact (explain if not budgeted):

Prior Board Action:

N/A

Environmental Determination:

Statutory Exemption

N/A

Business Goal:

IEUA is committed to providing a reliable and cost-effective water supply and promoting sustainable water use throughout the region.

IEUA is committed to enhancing and promoting environmental sustainability and the preservation of the region's heritage.

Attachments:

Attachment 1 - Background

Background

Subject: Public Outreach and Communication

November

- November 9, IEUA Volunteer Packing Party w/ Community Action Partnership of San Bernardino County, 9:00 a.m. – 11:00 a.m., HQB Event Room (Not an Agency sponsored event)

December

- December 18, IEUA Holiday Luncheon, 11:30 a.m. – 3:00 p.m., Los Serranos Country Club: 15656 Yorba Avenue, Chino Hills

Media and Outreach

- IEUA staff promoted National Energy Awareness Month in October by showcasing the Agency's renewable energy initiatives and by highlighting the water-energy nexus through social media channels.
- On October 2, IEUA, in partnership with the Metropolitan Water District of Southern California (MWD), Senator Connie M. Leyva and Assemblymember Eloise Gómez Reyes, hosted a Community Leaders Water Briefing behind HQ-A. The luncheon featured IEUA Vice President and MWD Director Jasmin Hall, MWD General Manager Jeff Kightlinger, Senator Leyva, and Assemblymember Reyes. A discussion took place focusing on water and legislative issues impacting our region and State. A tour of IEUA's Water Quality Laboratory and Chino Creek Wetlands and Educational Park was given after the program concluded. Over 100 community members participated in the event.
- The Agency celebrated Water Professionals Appreciation Week by featuring IEUA staff on social media, placing Board-signed appreciation banners in all facilities, coordinating daily staff giveaways, delivering donuts, arranging a therapy dog experience, and bringing massage therapists to HQ-B and RP-1.
- On October 15, IEUA took part in hosting a portion of the 2019 California Special Districts Association Legislative Staffers Tour to showcase Agency initiatives, the Agency's new water quality lab and the Chino Creek Wetlands and Educational Park.
- IEUA published its first post on Nextdoor on October 10, a platform staff will utilize to communicate directly with residents in IEUA's service area. Nextdoor targets messaging to IEUA's service area and reaches out to those actively engaged in the community. The post promoted all Agency education programs. As of October 28, the post has received 9,127 impressions, and over 2,500 email opens.
- IEUA staff promoted National Prescription Drug Take Back Day (October 26) on the Agency's social media channels and distributed a news release. The Agency received a Certificate of Recognition from Assemblymember Freddie Rodriguez in honor of the Agency's efforts in supporting this day.
- October: 28 posts were published to the IEUA Facebook page, 28 posts were published to IEUA's Instagram and 29 tweets were sent on the @IEUAWater Twitter handle.

- The top three Facebook posts, based on reach and engagement, in the month of October were:
 - 10/12 Whitsett Pumping Plant Visit
 - 10/26 Wind Turbine Renewable Energy
 - 10/17 Happy National Energy Awareness Month
 - The top three tweets, based on reach and engagement, in the month of October were:
 - 10/2 MWD General Manager Jeff Kightlinger at Community Leaders Water Briefing
 - 10/8 CA Water Professionals Appreciation Week
 - 10/12 Whitsett Pumping Plant Visit
 - The top three Instagram posts, based on reach and engagement, in the month of October were:
 - 10/10 Water Professionals Appreciation Week Video
 - 10/28 Water Professionals Appreciation Week
 - 10/15 CSDA Legislative Tour
- A *Kick the Habit* ad ran in the *Champion's Senior Living* section on October 5.
 - A *Kick the Habit* ad ran in the *Champion's Fall Home and Garden* section on October 12.
 - A *Kick the Habit* ad ran in the *Champion's Winter Connection* section on November 2.
 - A *Kick the Habit* ad ran in the *IE Magazine* October issue.
 - The *Kick the Habit* digital banner ad continues to run in the *Fontana Herald News*.

For the month of October, there were 8,304 searches for a park in IEUA's service area on Yelp, where Chino Creek Wetlands and Education Park was viewed 607 times on a mobile device.

Education and Outreach Updates

- The Water Discovery Program field trips have begun for school year 19/20. The Water Discovery Program has reached over 455 students and 11 schools for this current school year. We currently have a total of 50 schools and 2,344 students scheduled for the 19/20 school year.
- Staff has reviewed the Garden in Every School® applications. Three schools were selected for site evaluations. Site evaluations took place in early September. All schools are now planning the site clearing process. The three selected schools are: Randall Pepper Elementary (Fontana), Loving Savior (Chino Hills) and St. Joseph (Upland).
- On October 23, staff facilitated a Water Discovery Program activity that focused on the region's water table and the aquifer. This activity focused on messaging that incorporated "Imagine a Day Without Water": a recognized day each October that promotes the value of water.

INFORMATION
ITEM

6K



October 31, 2019

To: Inland Empire Utilities Agency

From: Michael Boccadoro
Beth Olhasso
Maddie Munson

RE: October Report

Overview:

Water supply conditions sit at favorable levels for this time of the year. While overall capacity is declining as normal during this time of year, water managers are looking to the fast approaching winter to replenish storage.

After much anticipation, the United State Fish and Wildlife Service (USFWS), the National Oceanic Atmospheric Administration (NOAA) and the Bureau of Reclamation released the updated operational rules for the Central Valley Project (CVP) and State Water Project (SWP). The rules govern when and at what level the state and federal pumps can operate and were last addressed in 2008 and 2009. The rules also address the amount of water that should be held back in major reservoirs, such as Lake Shasta, in order to provide cold water habitat for spawning salmon through Summer and Fall.

The medium and heavy-duty truck rules are progressing at the California Air Resources Board (CARB). The recently released first phase sets ZEV sales mandates while the second phase of the approach will set truck fleet reporting rules that will inform the development of a separate regulation schedule to be adopted in 2022 that will require fleet owners, likely including public agencies, to purchase a certain percentage of ZEV trucks.

The California Public Utilities Commission (CPUC) is expected to soon ask the State Water Resources Control Board (SWRCB) to extend the deadline for closure of four natural gas plants slated to close in 2020. The four plants were originally set for closure because they use once-through cooling, but now may be again needed for grid reliability over the next several years.

Southern California Edison has filed its 2021-2023 General Rate Case, Phase One. The utility is asking for a massive increase that, by 2023 would raise rates by over 50 percent over 2018 rates.

Finally, the Legislative Session is officially over for the year. The Legislature sent Governor Newsom 1,042 bills. By the end of the day on October 13 he had signed 870 and vetoed 172. His 16.5 percent veto rate matched the all-time high of former Governor Jerry Brown. The biggest bill left at the end of the session for IEUA was SB 1, Pro tem Atkins bill that would have locked in outdated science to help manage the Delta. As previously reported, both houses passed the bill, with several Inland Empire legislators abstaining from the vote thanks to efforts by IEUA. The bill was vetoed by the Governor, a major victory for the State Water Contractors and all those in opposition to the bill. It will likely return in some form next year.

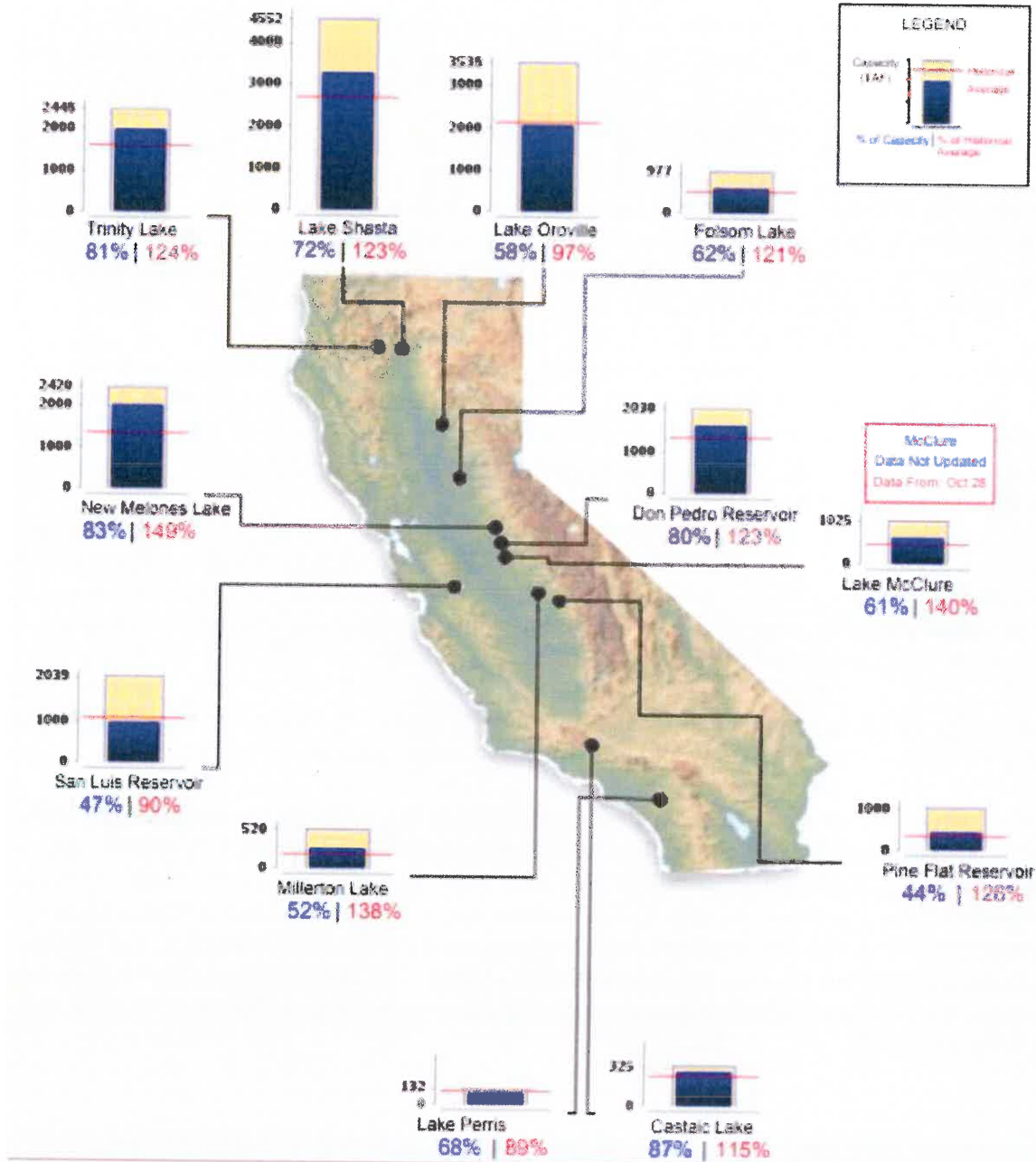
Inland Empire Utilities Agency Status Report – October 2019

Water Supply Conditions

The major reservoirs serving the State Water Project are doing very well for this time of the year. Storage is understandably declining during the late summer and fall seasons with limited precipitation. Water managers are looking to the rapidly approaching winter in hopes of a strong snowpack to keep water storage at favorable levels.

Ending At Midnight - October 29, 2019

CURRENT RESERVOIR CONDITIONS



Feds Release Updated BiOps for Delta

After much anticipation, the United State Fish and Wildlife Service (USFWS), the National Oceanic Atmospheric Administration (NOAA) and the Bureau of Reclamation released the updated operational rules for the Central Valley Project (CVP) and State Water Project (SWP). The rules govern when and at what level the state and federal pumps can operate were last addressed in 2008 and 2009. The rules also address the amount of water that should be held back in major reservoirs, such as Lake Shasta, in order to provide cold water habitat for spawning salmon through Summer and Fall.

Because both the SWP and CVP projects go through endangered and threatened Chinook salmon and delta smelt habitat, the federal Endangered Species Act requires in depth scientific review of how proposed project operations will affect these species. This review is detailed in lengthy documents called Biological Opinions (BiOps). Water users have been calling for an updated review incorporating more recent scientific studies of the Sacramento-San Joaquin Delta ecosystem since the adoption of the 2008 and 2009 BiOps.

The old pumping rules were primarily comprised of a calendar-based approach that dictated when pumping could happen in the South Delta based on the likelihood smelt and salmon were in the vicinity of the pumps. Over the last decade, millions of dollars have been invested into further studies that suggest this calendar-based approach may not be the most accurate method of predicting when the endangered fish are near the pumps. Instead, the recently announced rules will rely on real-time monitoring to determine whether pumping will harm the endangered fish. The federal agencies have determined that the new rules will not cause any additional harm to the endangered and threatened fish species, a key determination required by the federal ESA.

While water users are lauding the plan as a vast improvement, federal fishery officials have said that it is unclear at this point whether or not the new rules will result in increased water deliveries for South of Delta water users. Because the new rules are such a departure from the existing calendar-based approach, it is difficult to know what the results of the real-time monitoring will be and how often pumping will be allowed based on the presence of endangered fish near the pumps. This rationale has not given confidence to environmental and angling groups who say the plan will damage dwindling salmon and smelt populations even further.

The new plan also calls for \$1.5 billion from the state and federal government to enhance science, restore habitat, and expand hatcheries. Lastly, the plan will also adjust water supplies held in Lake Shasta with models showing that there will be more cold water available for spawning salmon in the upper Sacramento River. The federal fisheries agencies also indicated that the new rules would complement ongoing efforts by the State to reach voluntary agreements with water users on water quality standards in the Delta.

Governor Newsom initially responded to the announcement with caution, saying that the State is still reviewing the plan. There has been some speculation that if the State was unsatisfied with the federal agencies' plan, the Department of Water Resources (DWR) and California Department Fish and Wildlife would prepare their own environmental analysis and operational rules for the SWP. This would be a significant departure from the way the CVP and SWP have historically been operated in close coordination. There is concern among SWP contractors that in order to overcompensate for a potential increase in South of Delta exports by the CVP, DWR could curtail SWP exports even further.

Most stakeholders are still reviewing the thousands of pages of materials, but there are sure to be extensive discussion and multiple lawsuits surrounding the new plan.

Environmentalists Push for Enhanced Medium and Heavy-Duty Truck ZEV Rules

Environmental, health and labor groups are increasing their advocacy at the California Air Resources Board (CARB) on the proposed medium and heavy-duty truck zero-emission vehicle (ZEV) sales mandates. The recently released proposal is similar to the draft released over the summer, despite significant effort from environmentalists to accelerate timelines.

The current phase of the rule proposes manufacturer ZEV sales requirements for model years 2024-2030. The second phase of the approach will set truck fleet reporting rules that will inform the development of a separate regulation schedule to be adopted in 2022 that will require fleet owners, including public agencies, to purchase a certain percentage of ZEV trucks.

Proposal by CPUC Would Keep OTC Plants Open

The California Public Utilities Commission (CPUC) is expected to soon ask the State Water Resources Control Board (SWRCB) to extend the deadline for closure of four natural gas plants slated to close in 2020. The CPUC and the Statewide Advisory Committee on Cooling Water Intake Structures both believe the extension is necessary for short-term grid reliability. The proposed decision says electricity generated by the gas plants is likely needed to ensure grid reliability in southern California through 2023 because recent backup power procurement efforts have not spurred additional capacity to make up for the amount of power that will be lost from the OTC plants.

The four plants were slated for closure under of the state's once-through-cooling (OTC) policy. The SWRCB's OTC rule requires more than a dozen coastal power plants to shut down or replace their ocean-cooling systems in favor of technologies, such as closed-loop cooling, that don't trap fish against water intake screens or suck small marine life into the cooling system. Most, including the four involved in this decision, are being closed rather than retrofitted.

Environmentalists, community groups, and several legislators strongly oppose the plan noting that the extension is unnecessary for reliability, and the risks associated with extending the life outweighs any potential benefits.

The CPUC is expected to vote on the matter on November 7, and then the SWRCB will have final say. The SWRCB has not yet made any comments noting that the issue has not formally been referred to the board.

Southern California Edison General Rate Case

Southern California Edison has filed its 2021-2023 General Rate Case, Phase One. The utility is asking for a massive increase that, by 2023 would raise rates by over 50 percent over 2018 rates. In 2021 alone, they are asking for a \$1.15 billion, or 18 percent, increase. In total, SCE is asking ratepayers to pay \$4.8 billion more over the three-year rate case cycle than if the current base revenue requirement were to remain unchanged. Additionally, these increases do not include the costs recorded to fire mitigation memorandum accounts, which are forecast to total over \$510 million for 2019 alone.

SCE has cited fire safety and grid resiliency as the main drivers for the massive increases. While rate requests are usually reduced by the CPUC, with safety and resiliency being the driving factors of this case, it is likely that the final increase will be costly for water agencies and other customers.

SCE Test Year 2021 GRC Request (2021-2023 Cycle)²

Year	Increase (\$000)	GRC Rev. Req. (\$000)	% Increase
2020 (Authorized)		\$6,446,000	
2021	\$1,155,000	\$7,601,000	18%
2022	\$400,000	\$8,001,000	5%
2023	\$531,000	\$8,532,000	7%
Sum of 2021-2023 Increases	\$2,086,000		
% Increase by 2023 (over 2020)	30%		
Cumulative Increase in Revenues	\$4,796,000		

*Protest of The Utility Reform Network <http://docs.epuc.ca.gov/PublishedDocs/Efile/G000/M317/K095/317095059.PDF>

Public Safety Power Shutoffs

Both PG&E and SCE have relied on Public Safety Power Shutoffs (PSPS) to try to limit wildfire ignition during high wind events. PG&E has been widely criticized for their handling of the shut-off events, leaving millions of customers in the dark with very little communication.

Water agencies throughout the state have struggled to find enough backup generation to keep their operations going. Many have an added problem of local air district permits limiting the runtime on backup diesel generators during prolonged shut-off events.

Senate President pro Tem Toni Atkins (D-San Diego) announced the creation of a working group to study the issue of PSPS. The working group will include the following Senators: Susan Rubio (D-Baldwin Park), Mike McGuire (D-Healdsburg), Bill Dodd (D-Napa), Hannah-Beth Jackson (D-Santa Barbara), Ben Hueso (D-San Diego), Ben Allen (D-Santa Monica), Henry Stern (D-Canoga Park), Nancy Skinner (D-Berkeley), Jerry Hill (D-San Mateo), and Scott Wiener (D-San Francisco).

ACWA has several workgroups meeting to compile experiences and discuss what measures or changes are needed for water agencies to continue operating during PSPS events. WCA is participating in these working groups.

It is expected that there will be several proposals introduced in January on the PSPS topic, and this will likely be a very hot topic when the legislature returns.

Legislative Update

October 13 marked the final action of the first year of the 2019-2020 legislative session. The Legislature sent Governor Newsom 1,042 bills. By the end of the day on October 13 he had signed 870 and vetoed 172. His 16.5 percent veto rate matched the all-time high of former Governor Jerry Brown.

AB 1180 (Friedman): AB 1180 will require the SWRCB to update the state's non-potable recycled water regulations by 2023. These regulations have not been revised since 2000. An update to these regulations, incorporating the knowledge and lessons learned from nearly two decades of non-potable water recycling, will help the state to achieve its ambitious goals for recycled water use. The bill also promotes recycled water use for dual plumbed buildings and for commercial, industrial and institutional (CII) uses by requiring the Water Board, through its update of Title 17 backflow

regulations, to include the use of a change over device, such as a swivel ell. This bill is sponsored by WateReuse. The measure was signed by the Governor.

SB 1 (Atkins)

As previously reported, SB 1 by pro Tem Atkins, was an attempt to backstop any environmental regulations the Trump administration tries to roll back. The State Water Contractors, AWCA and other water agencies raised serious concerns about key provisions of the bill. A coalition of business (California Chamber of Commerce) and water interests formed to try to secure amendments to address those concerns.

The main concern was that the language would handcuff the CA Department of Fish and Wildlife (DFW) from being able to apply new science, new adaptive management practices or consider current hydrologic conditions, by locking in the current biological opinions, and incidental take permits in place as of January 19, 2017. It would also have allowed the state to add federally listed endangered species to the California Endangered Species Act, bypassing the normal public process.

Locking these permits in place could have also essentially ended any discussion of voluntary agreements (VAs). The VA process began after the State Water Resources Control Board issued a draft plan for 40 percent unimpaired flows on the San Joaquin River (a second phase would consider unimpaired flows on the Sacramento River). Massive backlash led to the start of talks to create VAs. VA talks have been fruitful and are close to completion. The VAs will rely on a series of measures to sustainably manage flows, restore habitat and protect native species. If the 2017 rules are locked into place, the VAs could fall apart, causing irreparable harm to the effort.

The proponents of the bill, lead by the Defenders of Wildlife, were believed to be seeking these changes because they are unhappy with the VAs and because they would like to get two species, orca whales and steelhead trout, listed under the CA Endangered Species Act.

Because this bill was authored by the pro Tem, and clearly a top priority for her as it was the first bill introduced in the year, opponents were cautious in their approach. The oppose unless amended coalition, including MWD, ACWA and the State Water Contractors, offered a set of amendments that would take care of their opposition without compromising the pro Tem's goal of protecting California from of federal rollback on environmental regulations. The Newsom administration got involved because of the implications for the VAs and attempted to bring parties together to come up with a solution.

The Administration weighed in with amendments that, while never made public, were rumored to take care of the concerns of the opposition coalition. The pro Tem chose not to take the amendments offered by the opposition coalition or the administration. The bill ultimately passed out of both houses. IEUA's communication with its representatives was important, and while the bill did pass, several members from the Inland Empire chose to abstain from voting on the bill.

The Governor vetoed the bill, as expected. With the recent release of the BiOps, it is likely that some version of the bill will come back next year. Talks are underway with the supporters and the author to see how the ultimate goal can be achieved without damaging the VA process.

Water Bonds

Within the final few weeks of the session, two additional water bonds were introduced in the legislature. As reported previously, an initiative was submitted for a \$7.8 billion bond for the November ballot, and SB 45 (Allen) has been in print since January. Recently, Speaker Rendon

indicated that he was open to entertaining a water bond and two were subsequently introduced in the Assembly. Eduardo Garcia (D-Coachella), chair of the Assembly Water, Parks and Wildlife Committee, introduced AB 352, the \$3.9 billion Wildlife Prevention, Safe Drinking Water, Drought Preparation, and Flood Protection Bond Act of 2020. Assemblymember Kevin Mullin (D-San Francisco) introduced AB 1298 the Climate Resiliency, Fire Risk Reduction, Recycling, Groundwater and Drinking Water Supply, Clean Beaches, and Jobs Infrastructure Bond Act of 2020 without funding amounts included.

No action was taken on these measures at the end of session, and leadership has started a working group process to work out details of a bond. Expectations are that a single bond could be shaped and passed by June 2020 and appear before voters on the November 2020 Presidential Election.

IEUA BILL POSITIONS—October 31, 2019— FINAL 2019 ACTION

Bill Number	Author/Sponsor	Title and/or Summary	Summary	IEUA Position
AB 292	Quirk WateReuse	Recycled water: raw water and groundwater augmentation	This bill would eliminate the definition of “direct potable reuse” and instead would substitute the term “groundwater augmentation” for “indirect potable reuse for groundwater recharge” in these definitions. The bill would revise the definition of “treated drinking water augmentation.”	SUPPORT 2-year bill
AB 405	Rubio	Sales and use taxes: exemption: water treatment	Would exempt from Sales and Use Tax the gross receipts from the sale in this state of, and the storage, use, or other consumption in this state of, chemicals used to treat water, recycled water, or wastewater regardless of whether those chemicals or other agents become a component part thereof and regardless of whether the treatment takes place before or after the delivery to consumers.	SUPPORT Held in Approps
AB 533	Holden MWD	Income taxes: exclusion: water conservation or efficiency programs: water runoff management improvement programs	This bill, for taxable years beginning on or after January 1, 2019, and before January 1, 2024, would provide an exclusion from gross income for any amount received as a rebate, voucher, or other financial incentive issued by a water service provider for any water conservation or efficiency program or water runoff management improvement program, as provided.	SUPPORT Held in Approps
AB 557	Wood	Atmospheric Rivers: Research, Mitigation, and Climate Forecasting Program	Would appropriate \$9,250,000 from the General Fund to the Department of Water Resources in the 2019–20 fiscal year to operate the Atmospheric Rivers: Research, Mitigation, and Climate Forecasting Program.	SUPPORT Held in Approps
AB 654	Rubio	Public records: utility customers: disclosure of personal information	Would authorize a local agency to disclose the name, utility usage data, and home address of utility customers to an officer or employee of another governmental agency when the disclosure is not necessary for the performance of the other governmental agency’s official duties but is to be used for scientific, educational, or research purposes, and the requesting agency receiving the disclosed material agrees to maintain it as confidential in accordance with specified criteria.	SUPPORT 2- year bill

AB 756	Christina Garcia	Public water systems: perfluoroalkyl substances and polyfluoroalkyl substances.	<p>Would authorize the State Water Resources Control Board to order a public water system to monitor for perfluoroalkyl substances and polyfluoroalkyl substances. The bill would require a community water system or a nontransient noncommunity water system, upon a detection of these substances, to report that detection, as specified. The bill would require a community water system or a nontransient noncommunity water system where a detected level of these substances exceeds the response level to take a water source where the detected levels exceed the response level out of use or provide a prescribed public notification.</p>	<p>OPPOSE</p> <p>Signed by Governor</p>
AB 841	Ting	Drinking water: contaminants: perfluoroalkyl and polyfluoroalkyl substances	<p>Would require the Office of Environmental Health Hazard Assessment to adopt and complete a work plan within prescribed timeframes to assess which substances in the class of perfluoroalkyl and polyfluoroalkyl substances should be identified as a potential risk to human health, as provided. The bill would require the office, as part of those assessments, to determine which of the substances are appropriate candidates for notification levels to be adopted by the state board. The bill would require the Office of Environmental Health Hazard Assessment, by January 1, 2022, to provide to the Legislature an update on the assessment.</p>	<p>SUPPORT</p> <p>2- Year Bill</p>
AB 1180	Friedman WateReuse	Recycled Water	<p>The California Safe Drinking Water Act requires the State Water Resources Control Board to administer provisions relating to the regulation of drinking water to protect public health. Current law requires, on or before January 1, 2020, the state board to adopt standards for backflow protection and cross-connection control through the adoption of a policy handbook, as specified. This bill would require that handbook to include provisions for the use of a swivel or changeover device to supply potable water to a dual-plumbed system during an interruption in recycled water service.</p>	<p>SUPPORT</p> <p>Chaptered</p>

AB 1194	Frazier	Sacramento-San Joaquin Delta: Delta Stewardship Council	Would increase the membership of the Delta Stewardship Council to 13 members, including 11 voting members and 2 nonvoting members	OPPOSE 2-year bill
AB 1204	Rubio ACWA	Public water systems: primary drinking water standards: implementation date.	Would require the adoption or amendment of a primary drinking water standard for a contaminant in drinking water not regulated by a federal primary drinking water standard or that is more stringent than a federal primary drinking water standard to take effect 3 years after the date on which the state board adopts or amends the primary drinking water standard. The bill would authorize the state board to delay the effective date of the primary drinking water standard adoption or amendment by no more than 2 additional years as necessary for capital improvements to comply with a maximum contaminant level or treatment technique.	SUPPORT 2-year bill
AB 1588	Gloria	Drinking water and wastewater operator certification programs	Current law requires the State Water Resources Control Board to issue a water treatment operator certificate and water distribution operator certificate by reciprocity to any person holding a valid, unexpired, comparable certification issued by another state, the United States, prescribed territories or tribal governments, or a unit of any of these. Current law requires the board to classify types of wastewater treatment plants for the purpose of determining the levels of competence necessary to operate them. This bill would require the board to evaluate opportunities to issue a water treatment operator certificate or water distribution operator certificate by reciprocity, or a wastewater certificate by examination waiver, to persons who performed duties comparable to those duties while serving in the United States military, as specified.	SUPPORT Held in Senate Appropriations

AB 1672	Bloom CASA	Product labeling: flushable products	Current law regulates the labeling requirements on various consumer products. This bill would express the intent of the Legislature to enact legislation to prohibit the sale or advertisement of any nonwoven disposable product labeled as "flushable" or "sewer and septic safe" if that product fails to meet specified performance standards.	SUPPORT
ACA 1	Aguiar-Curry	Local government financing: affordable housing and public infrastructure: voter approval	The California Constitution prohibits the ad valorem tax rate on real property from exceeding 1% of the full cash value of the property, subject to certain exceptions. This measure would create an additional exception to the 1% limit that would authorize a city, county, city and county, or special district to levy an ad valorem tax to service bonded indebtedness incurred to fund the construction, reconstruction, rehabilitation, or replacement of public infrastructure, affordable housing, or permanent supportive housing, or the acquisition or lease of real property for those purposes, if the proposition proposing that tax is approved by 55% of the voters of the city, county, or city and county, as applicable, and the proposition includes specified accountability requirements.	2-Year Bill SUPPORT Assembly Floor-first vote failed, can be acted upon Jan 2020
SB 1	Atkins Defenders of Wildlife	California Environmental, Public Health, and Workers Defense Act of 2019	Current state law regulates the discharge of air pollutants into the atmosphere. The Porter-Cologne Water Quality Control Act regulates the discharge of pollutants into the waters of the state. The California Safe Drinking Water Act establishes standards for drinking water and regulates drinking water systems. The California Endangered Species Act requires the Fish and Game Commission to establish a list of endangered species and a list of threatened species, and generally prohibits the taking of those species. This bill would require specified agencies to take prescribed actions regarding certain federal requirements and standards pertaining to air, water, and protected species, as specified.	OPPOSE UNLESS AMENDED VETOED
SB 200	Monning	Safe and Affordable Drinking Water Fund	Would establish the Safe and Affordable Drinking Water Fund in the State Treasury to help water systems provide an adequate and affordable supply of safe drinking water in both the near and the long term. The bill would authorize the board to provide for the deposit into the fund	SUPPORT

			<i>of federal contributions, voluntary contributions, gifts, grants, and bequests and would provide that moneys in the fund are available, upon appropriation by the Legislature, to the board to fund grants, loans, contracts, or services to assist eligible recipients.</i>	<i>Chaptered</i>
<i>SB 204</i>	<i>Dodd</i> <i>Delta Interests</i>	<i>State Water Project: Contracts</i>	<i>Would require the Department of Water Resources to provide at least 10 days' notice to the Joint Legislative Budget Committee and relevant policy and fiscal committees of the Legislature before holding public sessions to negotiate any potential amendment of a long-term water supply contract that is of project-wide significance with substantially similar terms intended to be offered to all contractors, or that would permanently transfer a contractual water amount between contractors.</i>	<i>WATCH</i> <i>2- year bill</i>
<i>SB 307</i>	<i>Roth</i> <i>National Parks Conservation Association</i>	<i>Water conveyance: use of facility with unused capacity</i>	<i>This bill would prohibit a transferor of water from using a water conveyance facility that has unused capacity to transfer water from a groundwater basin underlying desert lands, as defined, that is in the vicinity of specified federal lands or state lands to outside of the groundwater basin unless the State Lands Commission, in consultation with the Department of Fish and Wildlife, finds that the transfer of the water will not adversely affect the natural or cultural resources of those federal and state lands.</i>	<i>OPPOSE</i> <i>Chaptered</i>
<i>SB 332</i>	<i>Hertzberg</i> <i>NRDC</i>	<i>Ocean Discharge</i>	<i>Would declare, except in compliance with the bill's provisions, that the discharge of treated wastewater from ocean outfalls is a waste and unreasonable use of water. The bill would require each wastewater treatment facility that discharges through an ocean outfall and affiliated water suppliers to reduce the facility's annual flow as compared to the average annual wastewater discharge baseline volume, as prescribed, by at least 50% on or before January 1, 2030, and by at least 95% on or before January 1, 2040. The bill would subject the owner or operator of a wastewater treatment facility, as well as the affiliated water suppliers, to a civil penalty of \$2,000 per acre-foot of water above the required reduction in overall volume discharge for the failure to meet these deadlines.</i>	<i>OPPOSE UNLESS AMENDED</i> <i>Held in Approps</i>

SB 414	Caballero Eastern MWD/ CMUA	Small System Water Authority Act of 2019	<p><i>Would create the Small System Water Authority Act of 2019 and state legislative findings and declarations relating to authorizing the creation of small system water authorities that will have powers to absorb, improve, and competently operate noncompliant public water systems. The bill, no later than March 1, 2020, would require the state board to provide written notice to cure to all public agencies, private water companies, or mutual water companies that operate a public water system that has either less than 3,000 service connections or that serves less than 10,000 people, and are not in compliance, for the period from July 1, 2018, through December 31, 2019, with one or more state or federal primary drinking water standard maximum contaminant levels, as specified.</i></p>	<p><i>SUPPORT</i></p> <p><i>2- year bill</i></p>
SB 667	Hueso		<p><i>Would require the Department of Resources Recycling and Recovery to develop, on or before January 1, 2021, and would authorize the department to amend, a 5-year needs assessment to support innovation and technological and infrastructure development, in order to meet specified organic waste reduction and recycling targets, as provided. The bill would require, on or before June 1, 2021, the department, in coordination with the Treasurer and the California Pollution Control Financing Authority, to develop financial incentive mechanisms, including, among other mechanisms, loans and incentive payments, to fund and accelerate public and private capital towards organic waste diversion and recycling infrastructure.</i></p>	<p><i>SUPPORT IF AMENDED</i></p> <p><i>2-year bill</i></p>
SB 669	Caballero ACWA/CMUA	Safe Drinking Water Trust	<p><i>Would establish the Safe Drinking Water Fund in the State Treasury and would provide that moneys in the fund are continuously appropriated to the State Water Resources Control Board. The bill would require the state board to administer the fund to assist community water systems in disadvantaged communities that are chronically noncompliant relative to the federal and state drinking water standards and do not have the financial capacity to pay for operation and maintenance costs to comply with those standards, as specified.</i></p>	<p><i>Held in Approps</i></p>

<i>AJR 8</i>	<i>Quirk</i>	<i>Invasive species: federal Nutria Eradication and Control Act of 2003</i>	<i>Would urge the United States Congress to specifically add California to the Nutria Eradication and Control Act of 2003 and to authorize an appropriation of \$4,000,000 to help the state implement a nutria eradication program.</i>	<i>SUPPORT Chaptered</i>
--------------	--------------	---	--	------------------------------

**INFORMATION
ITEM**

6L

INNOVATIVE FEDERAL STRATEGIES, LLC

Comprehensive Government Relations

MEMORANDUM

To: IEUA Community and Legislative Affairs Committee

From: Letitia White, Jean Denton, Drew Tatum, Shavenor Winters

Date: November 4, 2019

Re: October Monthly Legislative Update

Congress Faces Looming Funding Deadline

As the expiration date for the current continuing resolution (CR) looms Congress faces an ever-shortening timetable to pass and conference the twelve annual appropriations bills. The House and Senate still need to agree on the 302(b) subcommittee allocations for these appropriations bills before they can begin to negotiate the details of the final set of bills.

While there had been hope that the Chairman of the Senate Appropriations Committee, Richard Shelby (R-AL), and the Chairwoman of the House Appropriations Committee, Nita Lowy (D-NY), would be able to use the recess earlier this month to negotiate the subcommittee allocations for the twelve individual appropriations bills, Congress returned without a deal in place.

The House and Senate have used different allocations for their respective appropriation bills. House Democrats marked and passed 10 of their 12 bills under allocations that do not comply with the budget caps agreement passed by Congress over the summer while Senate Republicans, who did mark to the budget cap agreement, marked up 10 of their 12 bills under allocations opposed by Democrats.

Since the Senate had been unable to consider any of the individual appropriation measures passed through committee, the Senate instead took up H.R. 3055, a House passed minibus that contained five appropriations measures: Agriculture, Commerce-Justice-Science, Interior-Environment, Military Construction-VA, and Transportation-HUD. Appropriations Chairman Richard Shelby (R-AL) offered a substitute amendment allowing the Senate to use H.R. 3055 as the legislative vehicle for its fiscal year 2020 Commerce-Justice-Science, Agriculture-FDA, Interior-Environment, and Transportation-HUD appropriations bills. Since the Military Construction-VA Appropriations bill had not been advanced by the Senate Appropriations Committee, the measure was left out of the Senate minibus.

The Senate passed the package on Thursday, October 31 by a vote of 84-9. They also voted 82-11 to adopt an amendment by Sens. Doug Jones (D-AL) and Martha McSally (R-AZ) that would permanently bar reappropriations from the Mass Transit Account of the Highway Trust Fund under a formula funding test known as the Rostenkowski Test, effectively preventing a reduction of more than \$1 billion in funds nationwide

Innovative Federal Strategies LLC

Despite passing the domestic minibuss, Senators were unable to reach the 60 votes necessary to limit debate on the motion to proceed to a second, larger spending package H.R. 2740, which includes the Labor-HHS-Education, Defense, State-Foreign Ops, and Energy and Water appropriations bills. Senate Democrats, who had already blocked consideration of the legislation in September, warned they will continue to oppose the second measure until there is a bipartisan, bicameral agreement on the top-line 302(b) allocations.

With one minibuss passing the Senate, Senate Appropriations Committee Chairman Richard Shelby (R-AL) has indicated he will focus on negotiating a slate of 302(b) subcommittee allocations with the House.

Despite appropriations bills moving in the Senate, appropriators in the House still do not believe that the first minibuss will be conferenced ahead of November 21—when the current continuing resolution (CR) is set to expire.

Additionally, during the month of October, House Appropriations Committee Chairwoman Nita Lowey announced that she will be retiring at the end of her current term, opening the top spot on the House Appropriations Committee. Lowey, 82, is serving her first term atop the committee.

To date, the member with the second most seniority, Marcy Kaptur (D-OH), and the third most senior Democrat, Rosa DeLauro (D-CT) have both expressed interest in the post. Committee member and former Chairwoman of the Democratic National Committee, Representative Debbie Wasserman Schultz (D-FL) has also expressed interest. While they will certainly look to line up support ahead of the formation of the next Congress, the group of Democrats who recommend members to specific posts won't meet until after the election next November.

Senate Committee Holds Hearing on Water Resources Infrastructure

Earlier this month, the Senate Committee on Environment and Public Works hosted a panel of representatives from federal agencies to examine water resources infrastructure legislation. The hearing follows last month's hearing, largely focusing on the threat forever chemicals such as PFAS/ PFOA. Chairman John Barrasso (R-WY) and Ranking Member Tom Carper (D-DE) stated that increasing access to clean drinking water for western states is one of the main concerns of the committee.

Various Senators expressed concern over timelines for PFAS/PFOA determinations, and Charlotte Bertrand, Deputy Assistant Administrator of the Office of Water at the Environmental Protection Agency shared that the agency will release a regulatory determination on PFAS/PFOA by the end of the year.

The EPA was on the receiving end of bipartisan criticism from the House and Senate over its process for regulating PFAS chemicals in drinking water. This contention furthers views that Congress may be moving toward wresting the process away from the agency.

Innovative Federal Strategies LLC

Republicans and Democrats alike on the Senate Environment and Public Works Committee said this month that the agency is moving too slowly to set minimum standards for the presence of these chemicals in water.

Other topics of discussion included discussion on the Army Corps of Engineers thoughts on the Waters of the United States (WOTUS) rule that has been widely discussed and has been a controversial issue within the water and farming communities. The Trump administration's rush to repeal the Obama EPA's controversial Waters of the United States regulation has put it in the awkward legal situation of defending a much more expansive reading of the Clean Water Act (CWA) than it eventually wants to establish with a replacement regulation.

The WOTUS repeal, finalized late October, forces federal agencies to revert to a 1986 reading of the CWA until any replacement rule is complete. But because of two legal challenges filed against the repeal action, the Trump administration must now defend that earlier version.

The administration intends to replace the 1986 reading with one that greatly narrows federal authority. But one lawsuit, brought by the property rights group the Pacific Legal Foundation, argues that the stop-gap rule, relied on for decades, is far too broad.

"The decision to go back to the '86 regulations, even on what the administration plans to be an interim basis, continues to raise the same problem" as the Obama rule, said Anthony Francois, senior attorney for the Pacific Legal Foundation.

The White House's strategy is to use the 1986 rules as a legal hedge, so that the Obama-era regulations — much despised by industry and agriculture — are not reinstated if EPA's forthcoming WOTUS replacement gets tied up in court. In addition, the committee discussed the issue of flooding, its devastating impacts, and repairing levies, and various Senators asked about state level projects in their states.

Case at Supreme Court Could Limit Clean Water Act

A Supreme Court dispute involving a coral reef off Hawaii could impose major limits on the U.S. Clean Water Act.

The justices are set to hear arguments Wednesday, November 6. The case, which centers on treated wastewater that makes its way into the waters off a picturesque Maui beach.

Maui County officials, supported by the Trump administration and business groups, are urging the court to say the treatment facility doesn't need a federal permit because it pumps its wastewater into the ground, not directly into the ocean. David Henkin, an Earthjustice lawyer challenging the discharges, said the county's position would "blow an enormous hole in the Clean Water Act."

But the U.S. Chamber of Commerce says environmentalists are trying to stretch the permit requirement so far it could apply to home septic systems. It would be "a massive expansion of the law," said Aaron Streett, a Houston lawyer who filed a brief for the business group.

Innovative Federal Strategies LLC

The Hawaii treatment facility, three miles north of the town of Lahaina, releases 3 million to 5 million gallons of treated water a day into four underground pipes, known as injection control wells. The discharged fluid then mixes into the groundwater.

Critics Say Feds' California Water Plans Favor Farms Over Fish

Federal officials have unveiled plans to change water deliveries to agriculture operations in California, and opponents say the move could divert billions of gallons of water annually to serve farming needs while putting salmon, sturgeon, and other imperiled species at risk.

The U.S. Fish and Wildlife Service and National Marine Fisheries Service on Oct. 21 released assessments to revise operations of the Central Valley Project, which provides water to nearly 75% of the state's irrigated lands through a complex system of dams, reservoirs, canals, and aqueducts.

The federal Central Valley Project, overseen by the Bureau of Reclamation, and California's State Water Project provide water supplies, hydropower, and flood control throughout the state, often in coordination.

Fish and Wildlife falls under the supervision of Interior Secretary David Bernhardt, who has advocated for weakening endangered species protections in favor of increased water allocations for agriculture.

The biological opinions call for increasing water storage, expanding hatcheries, allowing pulse flows to increase water supplies during important times, and spending an estimated \$1.5 billion over a decade on projects to protect endangered fish.

"We know that water is the lifeblood of the environment in California," Fish and Wildlife Pacific Southwest Regional Director Paul Souza said during a briefing call with media Oct. 22.

"These two projects also provide water for 25 million Californians, including some of the richest farmland anywhere in the world," Souza said. "They provide water for some of our greatest cities like Los Angeles. These biological opinions and the Bureau of Reclamation's proposed actions reflect our collective efforts to protect our fish and meet the needs of these 25 million Californians."

The opinions, which evaluate if operations will adversely affect species protected under the Endangered Species Act, haven't been updated in 10 years.

Federal officials say they incorporate updated science and actions based on real-time data or observations, not rules attached to calendar dates. They also require two separate independent reviews and the opinions will be evaluated by Reclamation during a separate environmental review, Souza said.

Supporters said the updates use recent science and address threats to species.

Innovative Federal Strategies LLC

President Donald Trump ordered the Interior and Commerce departments in October 2018 to review water infrastructure projects in the West and expedite biological reviews.

Opponents call the revisions a water grab for farmers that weaken protections and could be devastating to fisheries and the environment. It could also force the state to reduce its water allocations to make up for federal diversions.

A briefing held in October by a Bureau of Reclamation official said the changes could allow for an average of an additional 500,000 acre-feet being exported from the Delta to the south for agriculture each water year.

EPA Proposes Overhaul of Lead Contamination Rule

The Environmental Protection Agency proposed an overhaul of a decades-old rule on testing for lead contamination in drinking water.

The agency is touting the new guidelines as a significant step to reduce the presence of lead in the nation's drinking water supply and as evidence of the Trump administration's commitment to ensuring clean water across the U.S. But critics say the changes will slow down the process of removing lead from cities' water systems.

EPA Administrator Andrew Wheeler rolled out the proposed rule, which the agency says is the first "major" overhaul of the Lead and Copper Rule since 1991, during an event in Green Bay, Wisconsin, on Thursday, October 10.

"Today, the Trump Administration is delivering on its commitment to ensure all Americans have access to clean drinking water by proposing the first major overhaul of the Lead and Copper Rule in over two decades," Wheeler said in a statement.

"By improving protocols for identifying lead, expanding sampling, and strengthening treatment requirements, our proposal would ensure that more water systems proactively take actions to prevent lead exposure, especially in schools, child care facilities, and the most at-risk communities."

Critics, though, are questioning the agency's claims, arguing that the changes may actually slow progress on removing lead from water.

The rule does not lower the lead action level as many public health experts had hoped. Those experts say the current level, 15 parts per billion (ppb), is too high to meaningfully reduce the blood lead levels of children who are exposed.

And the rule establishes a new two-tier system for addressing lead contamination.

When a city's water hits a new 10 ppb "trigger" level, cities would be required to reevaluate their water treatment processes and possibly add corrosion-control chemicals to city water.

Only at 15 ppb must cities begin to replace the full length of all of the lead service lines in their system. Under the new proposal, though, cities would be required to replace 3 percent of lead service lines each year -- lower than the current requirement of 7 percent.

Senate Budget Committee Makes Budget Reports Available for the Public Online

Senator Mike Enzi (R-WY), Chairman of the Senate Budget Committee, announced the first release of a new Senate scorekeeping report. The report will provide regular budgetary updates to promote transparency in federal spending.

The Congressional Budget Act of 1974 requires Chairmen of House and Senate Budget Committees to provide members of Congress with regular updates on the effects that congressional actions have on the budget. Up until now, to comply with the law, Chairman Enzi compared current-law levels of spending and revenues to those assumed in the budget, and then he filed those comparisons in the Congressional Record. Unless you knew which date the Chairman filed the report in the Congressional Record and where to look, it was difficult to locate those findings.

The new Senate scorekeeping report goes a step further in making the Chairman's findings easier to understand and access by putting the reports on the Senate Budget Committee's website. The Senate scorekeeping report is compiled with assistance from the Congressional Budget Office.

Congress has not completed each step of the budget process—passing a budget and all 12 appropriations bills before October 1st—in 25 years. This has cultivated a lack of oversight and contributed to increased spending and to a rising debt. The nation's fiscal outlook is projected to get significantly worse over the next 10 years as federal debt is projected to rise by \$13 trillion by 2029.

To make the budgeting procedure better, Chairman Enzi released draft proposals in July aimed at creating a more responsible and accountable budget and spending process. The creation of the Senate scorekeeping report is part of the Chairman's efforts to reform and improve the Senate's fiscal transparency.

Trump Plan to Divert Military Construction Funding Rejected by Court

A federal judge in Texas said he would block President Donald Trump's plan to build a wall on the Mexican border with funds shifted from the Pentagon's construction budget.

U.S. District Judge David Briones ruled Friday that Trump's declaration of a national emergency to redirect Defense Department appropriations to a wall project that Congress specifically refused to pay for was illegal. He told the plaintiffs to draft a preliminary injunction for his review.

While the District Court is expected to enjoin the administration from moving forward, the Trump administration is expected to appeal the ruling.

During the month of October, Congress again passed a joint resolution to overturn President Trump's emergency declaration at the southern border. On Tuesday, October 15 Trump vetoed the resolution, marking the second time he has been forced to do so.

"In short, the situation on our southern border remains a national emergency, and our Armed Forces are still needed to help confront it," he said in his veto message to the Senate, which the White House issued in the middle of the Democratic primary debate.

Senate Braces for Impeachment

Republicans are bracing for a high-stakes impeachment fight as soon as this fall as a trial in the Senate looks all but inevitable.

With House Democrats wading deeper into their ongoing impeachment inquiry into President Trump's interactions with Ukraine, GOP senators expect the House will ultimately pass articles of impeachment.

Senate Majority Leader Mitch McConnell (R-KY) already confirmed the Senate would hold a trial if the House sends articles of impeachment to the chamber.

Republicans are already studying up on the rules as they prepare for what will be a high-profile, politically charged showdown even as Trump is widely expected to avoid being convicted and removed from office by the Senate, an act that would require the approval of two-thirds of the closely divided chamber.

Trump's impeachment trial would be the third for a president in Senate history after Andrew Johnson and Bill Clinton — neither were removed from office.

But most senators will be handling their first trial as members of the chamber.

Only fifteen senators were serving in the Senate during Clinton's trial, including McConnell and Senate Minority Leader Charles Schumer (D-NY).

House Democrats are aggressively pursuing an inquiry into President Trump's request that Ukraine investigate former Vice President Joe Biden, a potential top rival in 2020. The focus of the potential articles of impeachment, or how many there would be, remains unclear.

The creeping inevitability that the Senate will have to act follows weeks of speculation that Leader McConnell could find a loophole to let the Senate avoid an impeachment trial that would otherwise eat up precious floor time and put some of his 2020 incumbents under a fierce spotlight.

That time frame would be similar to Clinton's impeachment trial, which took five weeks.

Innovative Federal Strategies LLC

An impeachment trial could hit during a crucial stretch on the congressional calendar, potentially overshadowing legislation on government funding, the United States-Mexico-Canada Agreement (NAFTA 2.0), and a slate of other must-pass bills. The trial would also interfere with the campaigns of several Senators who in the middle of their own presidential campaigns.

GOP senators are publicly questioning if they could still move legislation by coming in early each day before the formal start of the trial.

Trump Announces New Energy Secretary

President Trump has tapped Deputy Energy Secretary Dan Brouillette to replace current Energy Secretary, Rick Perry. The President made the announcement in a tweet earlier this month.

"I want to thank Secretary of Energy Rick Perry for the outstanding job he has done," the president tweeted. "He will be leaving at the end of the year to pursue other interests. Rick was a great Governor of Texas and a great Secretary of Energy.....He is also my friend! At the same time, I am pleased to nominate Deputy Secretary Dan Brouillette to be the new Secretary of Energy. Dan's experience in the sector is unparalleled."

Brouillette is a former state energy regulator and worked as chief of staff to the House Energy and commerce Committee.

Secretary Perry announced his intention to step down earlier this month after his name became embroiled in the Ukraine scandal engulfing the Trump administration, although Secretary Perry insisted his exit had nothing to do with that and has been months in the making.

Ninth Circuit Judicial Picks Next to Face Senate Panel

This week two nominees for the ninth circuit court had their confirmation hearing before the Senate Judiciary Committee. The Ninth Circuit includes California, Arizona, Alaska, Guam, Hawaii, Montana, Nevada, Idaho, the Northern Mariana Islands, Oregon, and Washington. The court has been openly criticized by President Donald Trump over rulings against his administration's policies.

The Senate Judiciary Committee questioned Patrick Bumatay, a federal prosecutor, and Lawrence VanDyke, a deputy assistant U.S. attorney general, on their nominations to the U.S. Court of Appeals for the Ninth Circuit.

Some of the most contentious legal disputes in recent years have gone through the California-based circuit, including litigation over Trump's travel ban and, his asylum ban. He's castigated it for being liberal, once tweeting that it was a "total disaster."

A Senate hearing for Bumatay has been a long time coming. President Trump already nominated him to judicial posts on two other occasions: First to the Ninth Circuit and later to a federal district court in California. The Senate didn't act on either one.

Innovative Federal Strategies LLC

California's two senators, Dianne Feinstein, the top Democrat on the judiciary panel, and Kamala Harris, also a committee member and a 2020 Democratic presidential candidate, opposed Bumatay's first Ninth Circuit nomination. The pair has tangled with the Trump White House over judicial nominations.

Prior to the hearing senators from both political parties raised dueling concerns about how the judicial confirmation process currently plays out. To be confirmed, judicial nominees must win a majority vote of the full Senate.

While Patrick Bumatay, an assistant U.S. attorney in San Diego, defended against criticism that he was too inexperienced to sit as an appellate judge, most of the scrutiny was directed at Lawrence VanDyke, who was declared "not qualified" in a report submitted by the American Bar Association.

U.S. Annual Budget Deficit Nears \$1 Trillion

The U.S. budget deficit widened to almost \$1 trillion in the latest fiscal year, surging to the highest level since 2012 as effects of the 2017 tax cuts have impacted revenues without offsets in spending.

The federal government's gap increased by 26% to \$984 billion in the 12 months through September, representing 4.6% of gross domestic product, the Treasury Department reported. The fourth straight increase confirms that the deficit under Trump is on pace to expand to historic levels.

The ballooning gap has stirred vigorous debates over how much the government can borrow and spend without driving up interest rates or inflation. At the same time, price gains and yields remain historically low despite the expanding deficit, which was as low as 2.2% of GDP under President Trump's predecessor, President Barack Obama.

For the 12-month period, spending rose 8.2%, the most since 2009, totaling \$4.45 trillion on increased outlays for the military, health care and education. Revenue advanced 4% to \$3.46 trillion, helped by \$70.8 billion in customs duties. For September alone, the surplus was \$82.8 billion, compared with \$119.1 billion a year earlier.

The non-partisan Congressional Budget Office has forecast that the deficit will top \$1 trillion in 2020, with estimates showing a shortfall of about \$1.2 trillion each year over the next decade. That would amount to nearly 5% of total gross domestic product, a measure that puts the deficit in context of the overall economy.

Administration Orders Limit Effect on Agency Guidance

President Donald Trump signed a pair of executive orders on Wednesday, October 10 intended to reduce the impact of supposedly non-binding guidance issued by agencies that the White House believes has become a back-door means of regulation.

Innovative Federal Strategies LLC

Industries often seek guidance from agencies to help them comply with complex rules. These agency policy statements—memorandums, circulars, bulletins, and letters—aren't legally binding but often serve as the basis for enforcement. Critics view such guidance as an improper shortcut around formal rulemaking.

One example used by the White House is a 2015 blog post from the Department of Labor that declared many independent contractors should be classified as employees. This created confusion, raised costs for thousands of small businesses, and was done without public input, the White House said.

“President Trump is returning control over the government to the American people,” acting Office of Management and Budget Director Russell Vought said via email. “These Executive Orders give this Administration the tools to defend Americans’ freedom and liberty against off-the-book regulations and prevent unfair penalties from being levied on American families and businesses by rogue agencies.”

One order, called “Bringing Guidance out of the Darkness Executive Order,” mirrors the title of legislation (S. 380) sponsored by Senate Homeland Security and Governmental Affairs Committee Chairman Ron Johnson (R-WI). Johnson’s bill would require federal agencies to post all guidance, directives, memorandums, and notices on one website.

The other order, called “Transparency and Fairness Executive Order,” is intended to protect Americans against secret or unlawful interpretations of regulations, or from unfair or unexpected penalties, the White House said.

Bill Number (linked to the legislation on Congress.gov)	Sponsor/ Cosponsor	Title and/or Summary	Summary/Status	Latest Action
n/a		Status of the 12 annual appropriations bills in the House	<p>The House has passed 10 of its 12 annual appropriations bills in three pieces of legislation. The first 9 passed in 2 separate minibus packages and the final bill went on its own.</p> <p>The two remaining bills have advanced through the House Appropriations Committee and await action by the full House.</p>	<p>H.R.2740, First minibus (passed 226 - 203): Defense; Energy and Water: Labor-HHS; and State-Foreign Operations.</p> <p>H.R.3055, Second minibus (passed 227 - 194): Agriculture; Commerce-Justice-Science; Military Construction - VA; Interior-Environment; and Transportation-HUD.</p> <p>H.R.3351, Stand alone legislation (passed 224-196): Financial Services.</p> <p>Not yet completed: Homeland Security and Legislative Branch.</p>
n/a		Status of the 12 annual appropriations bills in the Senate	The Senate has not yet introduced or passed any of its twelve annual appropriations bills.	<p>In total the Senate Appropriations Committee has advanced ten of its twelve bills, leaving only the Military Construction-VA and Labor-HHS bills to be advanced by the Committee.</p> <p>On September 18, the Senate attempted to begin consideration of the first House minibus consisting of the following appropriations bills: Defense; Energy and Water: Labor-HHS; and State-Foreign Operations. The attempt failed to gain enough votes for cloture and Senate consideration.</p> <p>The week of October 28, Appropriations Chairman Richard Shelby (R-AL) offered a substitute amendment allowing the Senate to use H.R. 3055- a House passed bill- as the legislative vehicle for the fiscal 2020 Commerce-Justice-Science, Agriculture-FDA, Interior-Environment, and Transportation-HUD appropriations bills.</p>

H.R. 1695	Rep. Betty McCollum (D-MN)	Community Services Block Grant Reauthorization Act of 2019	The legislation would amend the Community Services Block Grant Act to reauthorize and modernize the Act.	The measure was introduced in the House on March 12, 2019 to the House Committee on Education and Labor. The legislation has bipartisan cosponsorship.
S. 2356	Sen. Mike Braun (R-IN)	Define WOTUS Act of 2019	The measure would create a new WOTUS definition the void the previous Obama era definition that is currently tied up in litigation.	The legislation was introduced on the July 31 and referred to the Committee on Environment and Public Works.
H.R. 1764	Rep. John Garamendi (D-CA)	The bill to amend the Federal Water Pollution Act	The legislation would amend the Federal Water Pollution Control Act with respect to permitting terms, and for other purposes.	Introduced on March 15 and then referred to the Subcommittee on Water Resources and Environment. This legislation has bipartisan cosponsorship.
S. 1790	Sen. Jim Inhofe (R-OK)	National Defense Authorization Act, 2020 Note: Included a rider on PFAS	The National Defense Authorization Act, 2020 is the annual authorization for Defense programs. This year, the legislation included legislation aimed at addressing the risks and challenges associated with per- and polyfluoroalkyl substances (PFAS). This provision will ensure that the EPA sets a national drinking water standard for PFAS and PFOS. It will also require industrial manufacturers and users to notify the public when PFAS chemicals are released into the environment. The EPA will also have to issue guidance on how to dispose of and destroy PFAS. The legislation also provides authorization for funding for monitoring and sampling, and requires better interagency coordination on PFAS chemicals.	Passed the Senate on Thursday, June 27, 2019, though an amendment vote was held the following day. Both chambers have proceeded to conference on their respective measures, with the House and Senate naming conferees to reconciled differences. Note: Senator Jim Inhofe has released a separate "skinny" authorization bill that he said could be advanced if talks break down. The new legislation does not include language related to PFAS chemicals.

<p>H.R.1497</p>	<p>Rep. Peter DeFazio (D-OR)</p>	<p>Water Quality Protection and Job Creation Act of 2019</p>	<p>Requires a report to Congress on the current and future workforce needs for publicly owned treatment works and information on steps taken to meet those needs.</p> <p>Reauthorizes sections of the Federal Water Pollution Control Act that provide grants to States and interstate agencies, including: State Management Assistance: Section 106(a); Watershed Pilot Projects: Section 122(c); Alternative Water Source Projects Pilot Program: Section 220(d); Sewer Overflow and Stormwater Reuse Municipal Grants: Section 221(f)1; and State Water Pollution Control Revolving Funds.</p> <p>Changes the length of permits for NPDES permits to not exceeding 10 years in certain circumstances.</p>	<p>Introduced on March 6 and referred to the Subcommittee on Water Resources and Environment of the House Transportation Committee.</p> <p>The Committee marked up the legislation and reported it with an amendment in the nature of a substitute--expanding the scope of the legislation.</p>
<p>H.R. 1508 / S. 146</p>	<p>Rep. Blumenauer (D-OR) / Sen. John Hoeven (R-ND)</p>	<p>Move America Act of 2019</p>	<p>The measure would amend the Internal Revenue Code of 1986 to provide for Move America bonds and Move America credits.</p>	<p>The House bill was introduced on March 5 and then referred to the House Committee on Ways and Means.</p> <p>Note: All tax issues are likely to be addressed as part of a larger tax package. The Ways and Means Committee is considering forming a tax extenders package, which would be the most likely venue for this legislation.</p> <p>The Senate bill was introduced in the Senate on January 16th and referred to the Senate Committee on Finance.</p>
<p>H.R. 1744</p>	<p>Rep. Mark Takano (D-CA)</p>	<p>S.T.O.R.A.G.E. Act (Storage Technology for Operational Readiness And Generating Energy Act) Energy Storage Systems by Electric Utilities</p>	<p>The bill would provide for the consideration of energy storage systems by electric utilities as part of a supply side resource process, and for other purposes.</p>	<p>The bill was introduced on March 13 and the referred to the Committee on Energy and Commerce, and in addition to the Subcommittee on Energy of the Committee on Science, Space, and Technology.</p>

H.R.1162	Rep. Grace Napolitano (D-CA)	Water Recycling Investment and Improvement Act	This legislation would create a competitive grant program for the funding of water recycling and reuse projects by raising the authorization cap for the Title XVI program from \$50 million to \$500 million. The legislation would also raise the authorization cap from \$20 million to \$30 million for the Reclamation Wastewater and Groundwater Study and Facilities Act.	Introduced in the House on February 13. The House Natural Resources Subcommittee on Water, Oceans, and Wildlife held a hearing on the legislation on June 13.
H.R.579	Rep. Scott Tipton (R-CO)	Water Rights Protection Act of 2019	This bill would prohibit the conditioning of any permit, lease, or other use agreement on the transfer of any water right to the United States by the Secretaries of the Interior and Agriculture, and for other purposes.	Introduced in the House on January 15th. Referred to the Conservation and Forestry Subcommittee of the Agriculture Committee on 2/7 and to the Water, Oceans, and Wildlife Subcommittee of the House Natural Resources Committee on 2/4. A similar amendment was submitted to the House Rules Committee for consideration in the Interior-Environment Appropriations bill, but was not made in order by the Committee for floor consideration.
H. R. 855	Rep. Scott Peters (D-CA)	STRONG (Strengthening the Resiliency of our Nation on the Ground Act) Act	The bill would work to minimize the economic and social costs resulting from losses of life, property, well-being, business activity, and economic growth associated with extreme weather events by ensuring that the United States is more resilient to the impacts of extreme weather events in the short- and long-term, and for other purpose	Introduced in the House and referred to the Subcommittee on Economic Development, Public Buildings, and Emergency Management of the House Transportation Committee on February 7th.
S. 361/H.R. 807	Sen. Cory Gardner (R-CO) / Rep. Ken Buck (R-CO)	Water and Agriculture Tax Reform Act of 2019	The measure would work to amend the Internal Revenue Code of 1986 to facilitate water leasing and water transfers to promote conservation and efficiency.	Introduced and referred to the Committee on Finance (Senate) and Ways and Means Committee (House).
H.R. 420	Rep. Earl Blumenauer (D-OR)	Regulate Marijuana Like Alcohol Act	The bill would decriminalize marijuana and sets up legal framework to regulate marijuana.	Introduced in the House on January 9th and referred to the Committees on Energy and Commerce, Ways and Means, Natural Resources, and Agriculture.

S.420 /H.R. 1120	Sen. Ron Wyden (D-OR) / Rep. Earl Blumenauer (D-OR)	Marijuana Revenue and Regulation Act	A bill to amend the Internal Revenue Code of 1986 to provide for the taxation and regulation of marijuana products, and for other purposes.	The bill was introduced in the Senate on February 7th and was referred to the Finance Committee. Introduced in the House on February 8th and was referred to the Committees on Judiciary, Agriculture, and Natural Resources.
H.R.34	Rep. Eddie Bernice Johnson (D-TX)	Energy and Water Research Integration Act of 2019	The legislation would ensure consideration of water intensity in the Department of Energy's energy research, development, and demonstration programs to help guarantee efficient, reliable, and sustainable delivery of energy and clean water resources.	The bill was introduced in the House on January 3rd. It was marked up and ordered to be reported by the House Science and Technology Committee on May 1, 2019 and was passed by the House on July 23, 2019 by voice vote. On July 24, the bill was referred to the Senate Committee on Energy and Natural Resources.
H.R. 2313	Rep. Jared Huffman (D-CA)	Water Conservation Rebate Tax Parity Act	The measure would amend the Internal Revenue Code of 1986 to expand the exclusion for certain conservation subsidies to include subsidies for water conservation or efficiency measures and storm water management measures.	The bill was introduced in the House on April 12 and then referred to the Committee on Ways and Means. Note: All tax issues are likely to be addressed as part of a larger tax package. The Ways and Means Committee is considering forming a tax extenders package, which would be the most likely venue for this legislation.
H.R.1747	Rep. Rob Whittman (R-VA)	National Fish Habitat Conservation Through Partnerships Act	The measure aims to achieve measurable habitat conservation results through strategic actions of Fish Habitat Partnerships that lead to better fish habitat conditions and increased fishing opportunities, establish a consensus set of national conservation strategies as a framework to guide future actions and investment by Fish Habitat Partnerships, broaden the community of support for fish habitat conservation, fill gaps in the National Fish Habitat Assessment and the associated database of the National Fish Habitat Assessment, and communicate to the public and conservation partners.	A hearing has been held in the House Natural Resources Committee on the legislation and the legislation was ordered to be reported out of committee on September 25.

S.1419	Sen. James Lankford (R-OK)	Early Participation in Regulations Act	<p>The legislation would direct agencies to issue advanced notices for rules costing more than \$100 million annually. The bill would require agencies to outline the problem the rule intends to solve and listen to the public's input on the subject.</p>	<p>On May 13, the bill was introduced into the Senate. It was then referred to the Committee on Homeland Security and Governmental Affairs. Hearings on the bill were held in both the Committee on Homeland Security and the Committee on Small Business. On July 19 the Committee on Homeland Security and Governmental Affairs ordered the measure to be reported favorably with an amendment in the nature of a substitute.</p> <p>On September 10, the bill was placed on the Senate Legislative Calendar under General Orders.</p> <p>The legislation has bipartisan cosponsorship.</p>
H.R. 3794	Rep. Paul A. Gosar (R-AZ)	Public Land Renewable Energy Development Act of 2019	<p>The bill would work to promote the development of renewable energy on public lands</p>	<p>The measure was introduced in the House on July 17, 2019 and was then referred to both the Committee on Natural Resources and the Committee on Agriculture. A hearing on the bill was held on July 25 by the Subcommittee on Energy and Mineral Resources. On August 9th, the bill was referred to the Subcommittee on Conservation and Energy of the House Agriculture Committee.</p> <p>The measure was later referred to the Subcommittee on Energy and Mineral Resources where a hearing was held on the legislation. The legislation has bipartisan cosponsorship.</p>
S. 1344	Sen. Cory Booker (D-NJ) and Tim Scott (R-SC)	Reinstate Opportunity Zone Data Mandates	<p>The bill would require the Secretary of the Treasury to collect data and issue a report on the opportunity zone tax incentives enacted by the 2017 tax reform legislation.</p> <p>The reporting requirements were part of the original legislation as introduced, but they were not incorporated in H.R.1 (the tax package) when it was advanced in the House and Senate.</p>	<p>The legislation was introduced in the Senate on May 7, 2019 and referred to the Finance Committee.</p> <p>The legislation has bipartisan cosponsorship.</p>

Enacted Legislation

<p>H.J.Res.31</p>	<p>Rep. Lucille Roybal-Allard (D-CA)</p>	<p>Consolidated Appropriations Act, 2019 (Conference Reports for the Agriculture, Commerce-Justice-Science, Financial Services-General Government, Interior-Environment, State-Foreign Operations, and Transportation-HUD Appropriations bills).</p>	<p>The House and Senate came to an agreement on a Conference Report for the 7 remaining FY19 appropriations bills after holding an official conference on the FY19 Homeland Security Appropriations bill. The Homeland Security section contained approximately \$1.3 billion for border fending in the Rio Grande Valley of Texas and slight reduction in funding for ICE detention beds. The other 6 appropriations bills contained conference reports similar to those that had been previously been released.</p>	<p>The bill was introduced on January 22nd and was passed by both the Senate and the House before being signed into law on February 15th. This bill's enactment finalized full year funding for all federal agencies for fiscal year 2019 through September 30, 2019.</p>
<p>S.47</p>	<p>Sen. Lisa Murkowski (R-AK)</p>	<p>Natural Resources Management Act (renamed the John D. Dingell, Jr. Conservation, Management, and Recreation Act)</p> <p>Included the following provisions: California Desert Protection and Recreation Act of 2019</p> <p>Bureau of Reclamation Transparency Act</p> <p>Santa Ana River Wash Plan Land Exchange Act</p>	<p>This bill sets forth provisions regarding various programs, projects, activities, and studies for the management and conservation of natural resources on federal lands. Specifically, the bill addresses: Land conveyances, exchanges, acquisitions, withdrawals, and transfers; the Santa Ana River Wash Plan Land Exchange Act; national parks, monuments, memorials, wilderness areas, other conservation and recreation areas; and federal reclamation projects. For California, the legislation included the Santa Ana River Wash Plan Land Exchange Act and the California Desert Protection and Recreation Act of 2019, which was a compromise between individual bills introduced by Senator Dianne Feinstein and Congressman Paul Cook in previous Congresses.</p>	<p>Introduced in the Senate on January 8th. The legislation passed the Senate by a vote 92 - 8 on February 12th. The measure was then taken up by the House and passed by a vote of 363-62. The bill was signed into law by President Trump on March 12, 2019.</p>
<p>H.R. 2157</p>	<p>Rep. Nita Lowey (D- NY)</p>	<p>Supplemental Appropriations Act, 2019</p>	<p>This bill provides \$19.1 billion in FY2019 supplemental appropriations to several federal departments and agencies for expenses related to the consequences of recent wildfires, hurricanes, volcanos, earthquakes, typhoons, and other natural disasters.</p> <p>The funding provided by this bill is designated as emergency spending, which is exempt from discretionary spending limits and other budget enforcement rules.</p>	<p>The Senate rejected the underlying legislation by failing to invoke cloture on the legislation as well as a substitute amendment due to disagreements over Puerto Rico and, after several attempts, later passed an alternative supplemental measure totaling \$19.1 billion.</p> <p>The House passed the \$19.1 billion disaster relief package by a vote of 354-58 on June 3. The measure was signed into law on June 6.</p>

H.R. 3877	Rep. John Yarmuth (D-KY)	Bipartisan Budget Act of 2019	<p>The measure would amend the Balanced Budget and Emergency Deficit Control Act of 1985, to establish a congressional budget for fiscal years 2020 and 2021 and to temporarily suspend the debt limit for two years- through July 31, 2021. Once the debt ceiling suspension lifts in 2021, the measure would not prohibit the Treasury Department from utilizing extraordinary measures.</p> <p>The 2-year proposal calls for increasing the discretionary spending caps for fiscal years 2020 and 2021 above the levels set in the Budget Control Act of 2011. The compromise would increase fiscal 2020 spending limits on non-defense programs by \$24.5 billion over current levels, to \$621.5 billion. Defense spending caps for fiscal 2020 would be increased by \$19.5 billion over current levels, to \$666.5 billion. Another \$71.5 billion would be included in the OCO fund, an increase of \$2.5 billion over the current OCO level.</p>	<p>The legislation was introduced in the House on July 23, 2019 and then referred to the Committee on the Budget, and in addition to the Committees on Rules, and Ways and Means.</p> <p>The measure was then considered and passed the House with a vote of 284 to 149. The Senate followed suit and passed the measure on August 1, 2019 with a vote of 67 to 28. The President signed the measure into on August 2, 2019.</p>
S.1689	Sen. Cory Booker (D-NJ)	<p>A bill to permit States to transfer certain funds from the clean water revolving fund of a State to the drinking water revolving fund of the State in certain circumstances, and for other purposes.</p>	<p>Allows States to transfer certain funds from the clean water revolving fund of a State to the drinking water revolving fund of the State in certain circumstances, and for other purposes. The authority is valid for one year and must be requested by states in consultation with the EPA administrator to transfer no more than 5% of the clean water funds to drinking water funds after a determination that available funds in the clean water revolving fund of the State are necessary to address a threat to public health as a result of heightened exposure to lead in drinking water.</p>	<p>Passed the House and Senate. Legislation has been signed into law by the President on October 4.</p>

H.R. 4378	Rep. Nita Lowey (D- NY)	Continuing Resolution	<p>The legislation includes several temporary extensions that run the length of the Continuing Resolution (CR), including the National Flood Insurance Program, the Export-Import Bank, the E-verify program, and other immigration authorities.</p> <p>The legislation also includes anomalies related to the Census Bureau, Secret Service, reimbursement for farmers under the Commodity Credit Corporation, among others.</p>	<p>The House introduced a Continuing Resolution (CR) with limited anomalies to extend federal government funding through November 21 and avoid a government shutdown.</p> <p>The House passed the measure by a vote of 301 to 123 on September 19, and the Senate proceeded to pass the legislation on September 26.</p> <p>The legislation was passed into law on September 27.</p>
-----------	-------------------------	-----------------------	---	--

**INFORMATION
ITEM**

6M



CALIFORNIA STRATEGIES, LLC

Date: November 4, 2019
To: Inland Empire Utilities Agency
From: John Withers, Jim Brulte
Re: October 2019 Activity Report

1. This month Jim Brulte and John Withers participated in the monthly senior staff meeting which was attended by senior Executive Management Team members on October 7th.
2. Regional Contract
 - Meeting with Subgroups (Santa Ana River issues, Governance issues, Wastewater rates)
 - Chuck Hays raised property tax allocation issue
3. Chino Basin Program
 - Evaluated the various stakeholder projects and will consider alternatives
 - Discussed recycled water interties
 - Discussed September DWR meeting with Stakeholders.
 - Stakeholder issues:
 1. Resistance to water exchange
 2. Value of improvements
 3. Water quality in the future
4. Rate Study (Carollo)
 - Next workshop scheduled for 10/16 on discussion of recycled water rates.
 - Introduction of a fixed fee component to offset debt service costs
 - Goal is to be done by October with adoption by February/March
5. Discussed regional personnel changes and potential impacts on IEUA
6. Member Questions and Answers

**AGENCY
REPRESENTATIVES'
REPORTS**

7A



Santa Ana Watershed Project Authority

SAWPA MEETING SUMMARY

November 5, 2019, Regular Meeting Commission of the Santa Ana Watershed Project Authority

- Cancelled the December 3, 2019 Commission meeting due to the ACWA Fall Conference in San Diego, California, December 3-6.
- Authorized the General Manager to execute a three-year lease with Wilson Properties Inc. for a 1,984-square foot warehouse unit in an amount not to exceed \$67,140.

November 5, 2019, Regular Meeting Project Agreement 24 Committee of the Santa Ana Watershed Project Authority

- Cancelled the December 3, 2019 Committee meeting due to the ACWA Fall Conference in San Diego, California, December 3-6.
- Authorized the General Manager to execute a three-year lease with Wilson Properties Inc. for a 1,984-square foot warehouse unit in an amount not to exceed \$67,140.



PLEASE NOTE: This summary may not include all agenda items and should not be construed as official minutes. Any questions please call or email Kelly Berry at 951.354.4230 – kberry@sawpa.org

**AGENCY
REPRESENTATIVES'
REPORTS**

7B



THE METROPOLITAN WATER DISTRICT
OF SOUTHERN CALIFORNIA

MWD MEETING AGENDA

REVISION NO. 1

Special Board Meeting
November 12, 2019
12:00 p.m. – Boardroom

Tuesday, November 12, 2019		
Meeting Schedule		
12:00 PM	Board Mtg	Boardroom

Teleconference Participation:

1. **Glendale City Hall**
613 E. Broadway, Suite 200
Glendale, CA 91206
2. **Covina Irrigating Company**
146 E. College Street
Covina, CA 91723
3. **Long Beach Water Department**
1800 E Wardlow Rd,
Long Beach, CA 90807

MWD Headquarters Building •

700 N. Alameda Street •

Los Angeles, CA 90012

1. **Call to Order**
2. **Roll Call**
3. **Determination of a Quorum**
4. **Opportunity for members of the public to address the Board on the subject matter of this special Board meeting. (As required by Government Code Section 54954.3(a))**
5. **OTHER MATTERS**
 - A. **Approve committee assignments**

6. OTHER BOARD ITEMS – ACTION

- A. Report on and authorize Offer to Compromise in San Diego County Water Authority v. Metropolitan Water District of Southern California, et al., San Francisco County Superior Court Case Nos. CPF-10-510830, CPF-12-512466, CPF-14-514004, CPF-16-515282, CPF-16-515391, CGC-17-563350, and CPF-18-516389; the appeal of the 2010 and 2012 actions, Court of Appeal for the First Appellate District Case Nos. A146901 and A148266 and California Supreme Court Case No. S243500; the petition for extraordinary writ in the 2010 and 2012 actions, Court of Appeal for the First Appellate District Case No. A155310; and the petition for extraordinary writ in the second 2016 action, Court of Appeal for the First Appellate District Case No. A154325 and California Supreme Court Case No. S251025; the General Manager has determined that the proposed action is exempt or otherwise not subject to CEQA.

[Conference with legal counsel – existing litigation; to be heard in closed session pursuant to Gov. Code Section 54956.9(d)(1)]

7. ADJOURNMENT

NOTE: Each agenda item with a committee designation will be considered and a recommendation may be made by one or more committees prior to consideration and final action by the full Board of Directors. The committee designation appears in parentheses at the end of the description of the agenda item e.g., (E&O, F&I). Committee agendas may be obtained from the Board Executive Secretary.

Writings relating to open session agenda items distributed to Directors less than 72 hours prior to a regular meeting are available for public inspection at Metropolitan's Headquarters Building and on Metropolitan's Web site <http://www.mwdh2o.com>.

Requests for a disability related modification or accommodation, including auxiliary aids or services, in order to attend or participate in a meeting should be made to the Board Executive Secretary in advance of the meeting to ensure availability of the requested service or accommodation.

**AGENCY
REPRESENTATIVES'
REPORTS**

7C



Regional Sewerage Program Policy Committee Meeting

AGENDA

Thursday, November 7, 2019

4:00 p.m.

Location

Inland Empire Utilities Agency
Boardroom
6075 Kimball Avenue
Chino, CA 91708

Call to Order and Roll Call

Pledge of Allegiance

Public Comment

Changes/Additions/Deletions to the Agenda

1. Technical Committee Report (*Oral*)

2. Action Items

- A. Meeting Minutes for August 1, 2019
- B. Lower Day Basin Improvement Construction Contract Award
- C. 1158 East & West Reservoir Rehabilitation Construction Contract Award
- D. Proposed Multi-Year EDU Monthly Rate Adoption for Fiscal Years 2020/21 and 2021/22

3. Informational Items

- A. Regional Contract Update (*Oral*)
- B. RP-5 Expansion Update and Financial Planning Workshop
- C. 2020 Rate Study Update
- D. SAR Upper Agency Flows MOU
- E. PFAS Update
- F. Grants Department Semi-Annual Update
- G. Legislative Update (*Oral*)

4. Receive and File

- A. Letter to Regional Contracting Agencies re: CBP
- B. Groundwater Recharge/Recycled Water Semi-Annual Update
- C. Planning & Environmental Resources Annual Reports
- D. FY 2018/19 Fourth Quarter Budget Variance Report
- E. Building Activity Report
- F. Engineering Quarterly Update
- G. Recycled Water Distribution – Operations Summary
- H. IEUA Rate Study Workshop #4 and #5

5. Other Business

- A. IEUA General Manager's Update
- B. Committee Member Requested Agenda Items for Next Meeting
- C. Committee Member Comments
- D. Next Meeting – TBD

6. Adjournment

DECLARATION OF POSTING

I, Sally Lee, Executive Assistant of the Inland Empire Utilities Agency, A Municipal Water District, hereby certify that a copy of this agenda has been posted to the IEUA Website at www.ieua.org and posted in the foyer at the Agency's main office at 6075 Kimball Avenue, Building A, Chino, CA, on Thursday, October 31, 2019.


Sally Lee

**AGENCY
REPRESENTATIVES'
REPORTS**

7D

**CHINO BASIN WATERMASTER
WATERMASTER BOARD MEETING**

11:00 a.m. – October 24, 2019

Mr. Jeff Pierson – Chair

Mr. Darron Poulsen – Vice-Chair

At The Offices Of

Chino Basin Watermaster

9641 San Bernardino Road

Rancho Cucamonga, CA 91730

AGENDA

CALL TO ORDER

PLEDGE OF ALLEGIANCE

PUBLIC COMMENTS

AGENDA - ADDITIONS/REORDER

I. CONSENT CALENDAR

Note: All matters listed under the Consent Calendar are considered to be routine and non-controversial and will be acted upon by one motion in the form listed below. There will be no separate discussion on these items prior to voting unless any members, staff, or the public requests specific items be discussed and/or removed from the Consent Calendar for separate action.

A. MINUTES

Approve as presented:

1. Minutes of the Watermaster Board Meeting held September 26, 2019

B. FINANCIAL REPORTS

Receive and file as presented:

1. Cash Disbursements for the month of August 2019
2. Watermaster VISA Check Detail for the month of August 2019
3. Combining Schedule for the Period August 1, 2019 through August 31, 2019
4. Treasurer's Report of Financial Affairs for the Period August 1, 2019 through August 31, 2019
5. Budget vs. Actual Report for the Period August 1, 2019 through August 31, 2019

C. APPLICATION FOR RECHARGE – SAN ANTONIO WATER COMPANY

Approve San Antonio Water Company's Application for Recharge and direct Watermaster staff to account for this supplemental water recharge in San Antonio Water Company's existing Local Supplemental Storage account.

D. WATER TRANSACTIONS

Approve the proposed transaction:

The transfer of 954.5 acre-feet of Permanent Safe Yield Rights, 954.5 acre-feet of Fiscal Year 2019-20 Annual Carryover, and 2,790.2 acre-feet of Excess Carryover from GenOn California South, LP (formerly NRG California South, LP) to the City of Ontario (Non-Ag).

II. BUSINESS ITEMS

A. CHINO BASIN WATERMASTER ANNUAL FINANCIAL REPORT FOR THE FISCAL YEARS ENDED JUNE 30, 2019 AND 2018; AND THE CHINO BASIN WATERMASTER MANAGEMENT REPORT FOR JUNE 30, 2019

Receive and file (1) the Chino Basin Watermaster Annual Financial Report for the Fiscal Years Ended June 30, 2019 and 2018 dated October 24, 2019; and (2) the Chino Basin Watermaster Management Report for June 30, 2019 dated October 24, 2019.

B. RESTATED JUDGMENT AMENDMENT – WATERMASTER MOTION TO AMEND ¶ 36

Approve and direct Counsel to file the motion with the Court.

C. RULES AND REGULATIONS 2019 UPDATE

Approve the Rules and Regulations 2019 Update. In subsequent years incorporate a periodic review not less frequently than every two years, as part of routine procedure.

III. REPORTS/UPDATES

A. LEGAL COUNSEL REPORT

1. 2019-1 OBMP Semi-Annual Status Report Court Filing

B. ENGINEER REPORT

1. GLMC Activities
2. Safe Yield Recalculation
3. Miscellaneous Requests for Watermaster Data/Information

C. CFO REPORT

1. 2019/20 Assessment Package Workshop

D. GM REPORT

1. Status report: OBMP Update
2. Status report: Storage Management Plan
3. Restated Judgment Amendment – Overlying (Agricultural) Pool Pooling Plan
4. Overlying (Agricultural) Pool Rules and Regulations Amendment
5. Watermaster 2019 Business Plan Update
6. First Organization Performance Status Report FY 2019/20 (Oct. 2019)
7. Holiday Meeting Schedule
8. Other

IV. INFORMATION

1. Cash Disbursements for September 2019
2. Plumes Status Reports (Semi-Annual and Annual)
3. GLMC Status Report (Semi-Annual)

V. BOARD MEMBER COMMENTS

VI. OTHER BUSINESS

VII. CONFIDENTIAL SESSION - POSSIBLE ACTION

Pursuant to Article 2.6 of the Watermaster Rules & Regulations, a Confidential Session may be held during the Watermaster Board meeting for the purpose of discussion and possible action.

VIII. FUTURE MEETINGS AT WATERMASTER

10/24/19	Thu	9:00 a.m.	Recharge Investigations and Projects Committee (RIPCom)
10/24/19	Thu	11:00 a.m.	Watermaster Board
10/29/19	Tue	1:00 p.m.	2019/20 Assessment Package Workshop
11/06/19	Wed	1:00 p.m.	Storage Management Plan – Workshop #3
11/13/19	Wed	9:00 a.m.	Storage Management Plan – Workshop #4
11/14/19	Thu	9:00 a.m.	Appropriative Pool
11/14/19	Thu	11:00 a.m.	Non-Agricultural Pool
11/14/19	Thu	1:30 p.m.	Agricultural Pool
11/21/19	Thu	8:00 a.m.	Appropriative Pool Strategic Planning (Confidential Session Only)
11/21/19	Thu	9:00 a.m.	Advisory Committee
11/21/19	Thu	11:00 a.m.	Watermaster Board*

*Rescheduled from 11/28/19

ADJOURNMENT

**AGENCY
REPRESENTATIVES'
REPORTS**

7E

SPECIAL BOARD MEETING OF THE BOARD OF DIRECTORS CHINO BASIN DESALTER AUTHORITY

November 7, 2019
2:00 p.m.

Council Chambers, of the City of Ontario
303 E. "B" Street, Ontario, CA

ACTION AGENDA

May not include all agenda items and should not be construed as official minutes

Directors Present: Tom Haughey, City of Chino
Art Bennett, City of Chino Hills
Greg Newton, City of Norco
Jim Bowman, City of Ontario
Betty Anderson, Jurupa Community Services District
J. Arnold Rodriguez, Santa Ana River Water Company
Robert Stockton, Western Municipal Water District

Directors Absent: Michael Camacho, Inland Empire Utilities Agency

CLOSED SESSION

1. **CONFERENCE WITH REAL PROPERTY NEGOTIATORS**
Property: APN 0218-231-13, 15, City of Ontario
CDA Negotiators: Thomas O'Neill, Allison Burns
Negotiating parties: SC Ontario Development Company
Under negotiation: Price and terms of payment
2. **CONFERENCE WITH REAL PROPERTY NEGOTIATORS**
Pursuant to Government Code section 54956.8
Property: APN 160-40-013 & 042
CDA Negotiator: Thomas O'Neill, Allison Burns
Negotiating party: LESSO MALL DEV JURUPA VALLEY LTD
Under Negotiation: price and terms of payment
3. **CONFERENCE WITH LEGAL COUNSEL – ANTICIPATED LITIGATION:
CONSIDERATION OF INITIATION OF LITIGATION PURSUANT TO
GOVERNMENT CODE SECTION 54956.9(D)(4)**
(TWO POTENTIAL CASES)
4. **CONFERENCE WITH LEGAL COUNSEL – ANTICIPATED LITIGATION:
SIGNIFICANT EXPOSURE TO LITIGATION PURSUANT TO GOVERNMENT
CODE SECTION 54956.9(D)(2)**
(ONE POTENTIAL CASES)

The Board discussed Closed Session Items 1, 2 and 4: The Board gave direction to staff and legal counsel. There was no reportable action.

ACTION ITEMS

5. MINUTES OF SEPTEMBER 26, 2019 SPECIAL BOARD MEETING

Action Item 5: Approved

6. AMENDMENT NO. 1 TO AGREEMENT WITH UNITED PUMPING SERVICE, INC. FOR ENVIRONMENTAL CLEANUP SERVICES AND SOLIDS HANDLING SUPPORT

Report By: Thomas O'Neill, CDA General Manager/CEO

Staff Recommendation:

1. Approve Amendment No. 1 to the Maintenance Services Agreement with United Pumping Service, Inc. for Environmental Cleanup Services and Solids Handling Support in the not-to-exceed amount of \$100,000.
2. Authorize the General Manager/CEO to finalize and execute the amendment and approve authorized expenditures up to a new not-to-exceed total of \$200,000.

Action Item 6: Approved

7. SOUTH ARCHIBALD PLUME CLEANUP PROJECT: CHANGE ORDERS #3 AND #4 TO YELLOW JACKET CONSTRUCTION CONTRACT CDASAP-18-01 FOR DRILLING, CONSTRUCTION, DEVELOPMENT, AND TESTING OF CDA MONITORING WELLS II-MW3 & II-MW4

Report By: Cindy Miller, South Archibald Plume Program Manager

Staff Recommendation:

1. Approve Change Orders #3 and #4 to the construction contract CDASAP-18-01 for Yellow Jacket Drilling Services LLC for the Drilling, Construction, Development, and Testing of CDA Monitoring Wells II-MW3 and II-MW4 in the not-to-exceed amount of \$77,950.
2. Authorize the General Manager/CEO to execute the change orders and approve authorized expenditures up to a not-to-exceed total of \$616,100.

Action Item 7: Approved

8. PHASE 3 EXPANSION PROJECT AND SOUTH ARCHIBALD PLUME PROJECT: AGREEMENT OF PURCHASE AND SALE AND JOINT ESCROW INSTRUCTIONS FOR WELL II-12

Report By: Thomas O'Neill, CDA General Manager/CEO

Staff Recommendation:

1. Approve Purchase and Sale Agreement and Joint Escrow Instructions of Real Property (Well Site II-12) with SC Ontario Development Company in the amount of \$113,135.
2. Authorize the General Manager/CEO to finalize and execute the Agreement subject to non-substantial revisions by legal counsel.

Action Item 8: Approved

9. CONSIDERATION AND POSSIBLE ACTION ON SCHEDULING THE DECEMBER 2019 BOARD MEETING

Report By: Thomas O'Neill, CDA General Manager/CEO

Action Item 9: December 2019 Special Board Meeting was rescheduled for December 12, 2019 at 2:00 PM.

10. CONSIDERATION AND POSSIBLE ACTION ON SCHEDULING THE JANUARY 2020 BOARD MEETING

Report By: Thomas O'Neill, CDA General Manager/CEO

Action Item 10: January 2020 Regular Board Meeting was rescheduled for January 9, 2020 at 2:00 PM

ADJOURNMENT

**GENERAL
MANAGER'S
REPORT**

Date: November 20, 2019

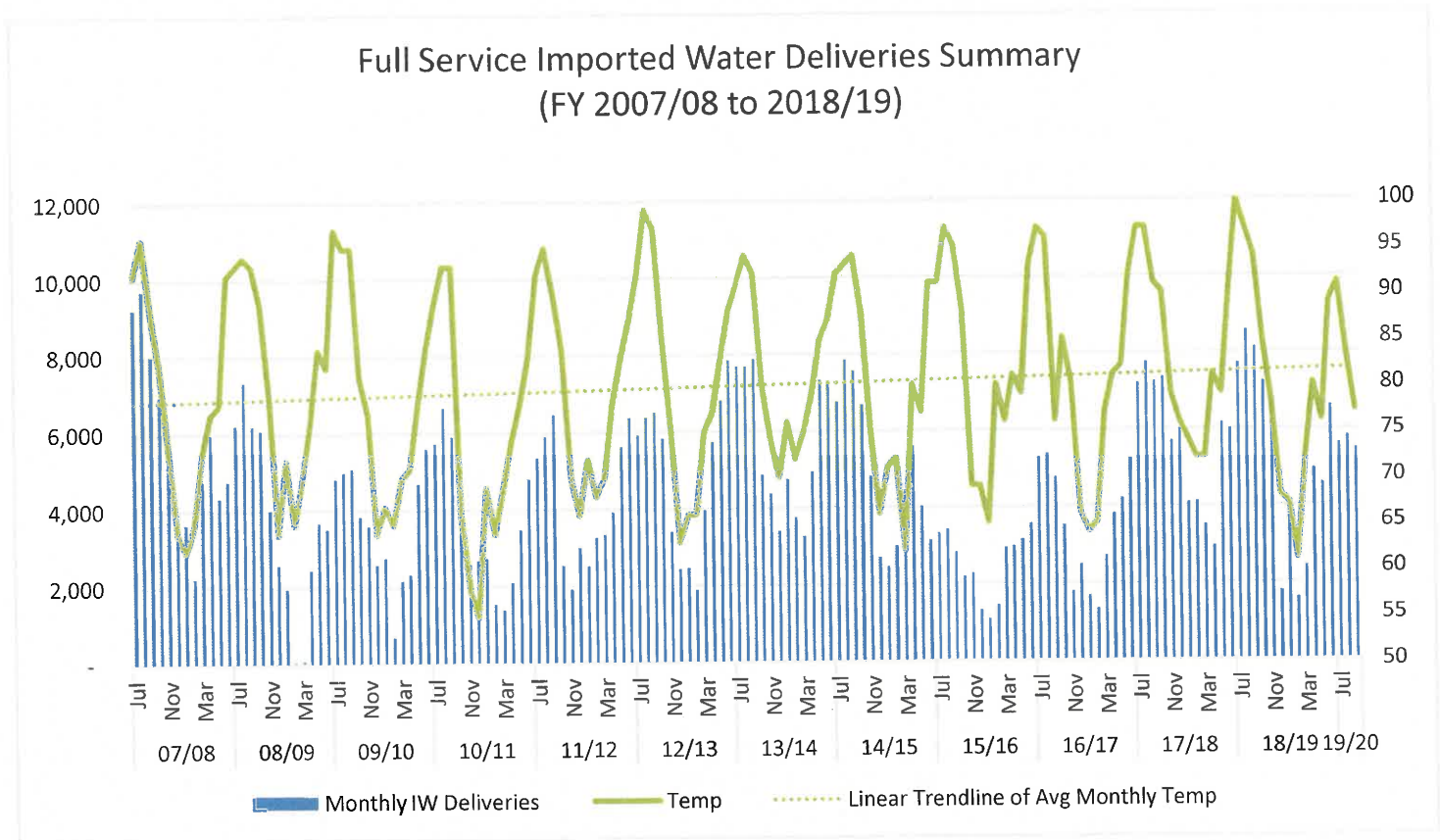
To: The Honorable Board of Directors

From: Shivaji Deshmukh, General Manager *SD*

Subject: General Manager's Report Regarding Agency Activities

PLANNING & ENVIRONMENTAL RESOURCES

A. Imported Water



B. Reclamation System

Regional Plants 1, 4, 5 and Carbon Canyon Water Recycling Facility met all the NPDES requirements and effluent/recycled water limitations.

1. The Agency-wide average sewer influent flow for the month of October 2019 was 48.2 million gallons per day (mgd) (preliminary value), which is a 1.8 mgd decrease from the September 2019 total influent flow.

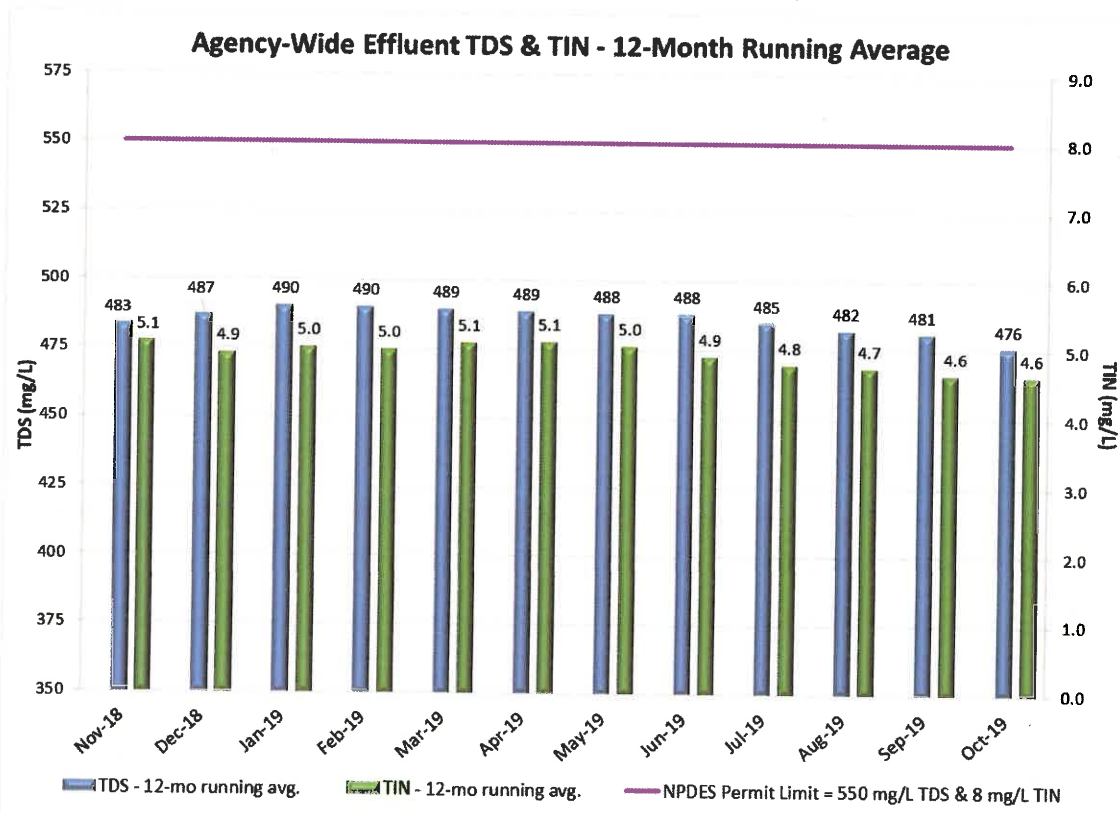
IEUA Regional Influent Flows

INFLUENT FLOW	RP-1	RP-4	RP-5	CCWRF	ALL FACILITIES
Daily Average (mgd)	23.5	9.5	7.5	7.8	48.2
Monthly Total (million gal.)	727	294	233	241	1,495

IEUA Regional Influent Flows

INFLUENT FLOW	RP-1	RP-4	RP-5	CCWRF	ALL FACILITIES
Daily Average (mgd)	23.5	9.5	7.5	7.8	48.2
Monthly Total (million gal.)	727	294	233	241	1,495

- The discharge permit effluent limit for total dissolved solids (TDS) is 550 mg/L. The 12-month running average TDS value for October 2019 was 488 mg/L (preliminary value).
- The discharge permit effluent limit for total inorganic nitrogen (TIN) is 8 mg/L. The 12-month running average TIN value for October 2019 was 4.6 mg/L (preliminary value).



Air Quality

There were no reportable incidents relating to air quality compliance during the month of October 2019. IEUA is awaiting notices from the SCAQMD Legal Department for the RP-1 violations received in December 2017.

INLAND EMPIRE REGIONAL COMPOSTING FACILITY

A. Operational Comments

Facility throughput for October averaged approximately 96% of permitted capacity at an average of 412 tons per day of biosolids and 135 tons per day of amendments (based on the 31-day month-to-date). Biosolids volumes are on target for the fiscal year. The facility is operating well with no violations, environmental compliance issues, or lost-time incidents.

B. Biosolids Summary

SOURCE	WET TONS MONTH	WET TONS FISCAL YEAR-TO-DATE	REVENUE MONTH	REVENUE FISCAL YEAR-TO-DATE
Los Angeles County Sanitation District	6,098.43	59,089.45	\$341,512.08	\$3,309,009.20
Inland Empire Utilities Agency	5,987.24	57,857.33	\$335,285.44	\$3,240,010.48
Orange County Sanitation District	687.83	8,527.00	\$39,894.14	\$494,566.00
TOTAL	12,773.50	125,473.78	\$716,691.66	\$7,043,585.68

C. Compost Summary

Sales volumes were increased from last year. Inventory is currently at 6,800 cubic yards. Inventory is projected to be depleted over the next two months from pending orders. Sales are projected to exceed production through the winter to meet the demands of the agriculture markets.

D. Compost Monthly Sales

CUBIC YARD	\$/CUBIC YARD	TOTAL REVENUE
24,986.59	\$1.49	\$37,115.24

Fiscal Year-To-Date Sales Summary

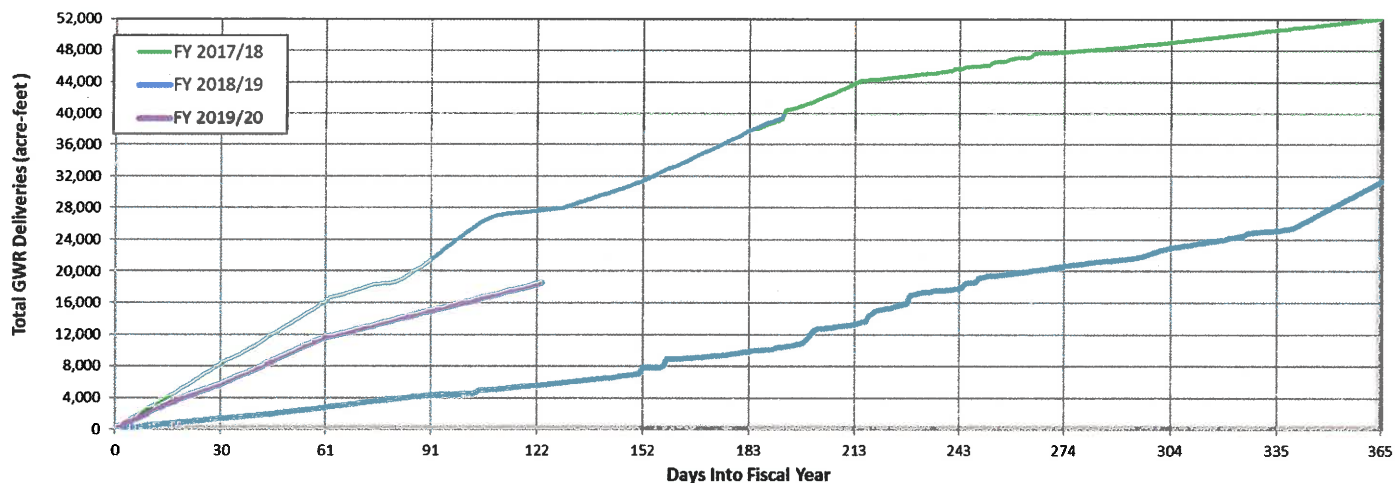
MONTH	TOTAL YARDS 2019/2020	TOTAL YARDS 2018/2019	TOTAL REVENUE 2019/2020	TOTAL REVENUE 2018/2019
July	15,197.96	14,910.11	\$26,993.99	\$24,972.01
August	18,235.92	15,194.50	\$47,097.00	\$28,866.84
September	11,554.41	17,728.97	\$18,735.36	\$24,979.50
October	24,986.59	19,523.68	\$37,115.24	\$28,489.44
TOTAL	69,974.88	67,357.26	129,941.59	107,307.79
AVERAGE	17,493.72	16,839.32	32,485.40	26,826.95

RECYCLED WATER

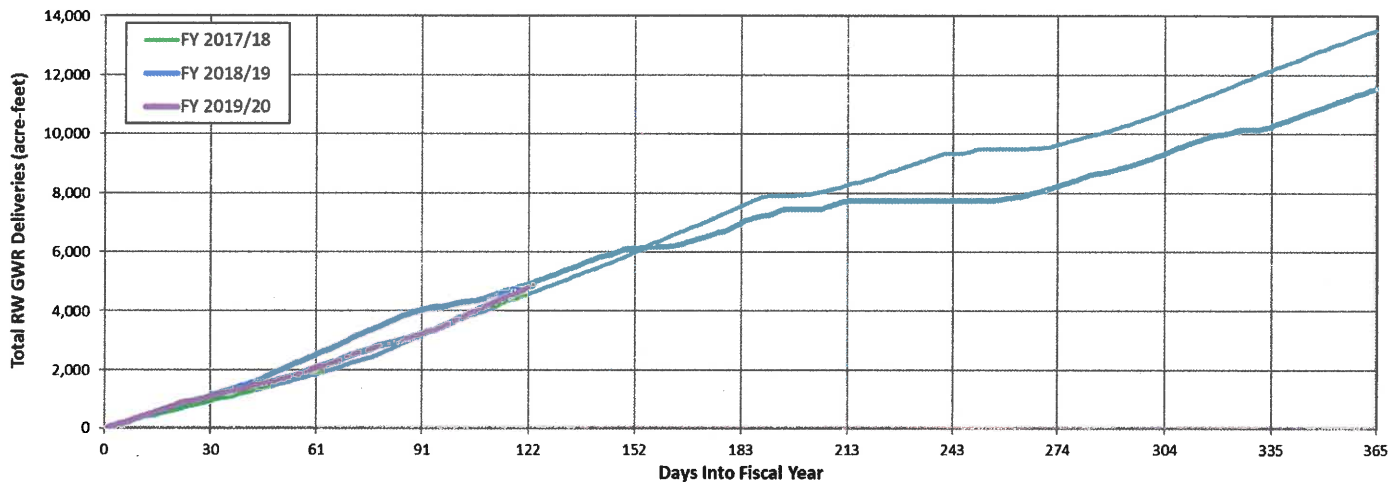
A. Groundwater Recharge – October 2019

During October 2019, recycled water recharge totaled 1,614 acre-feet. Dry weather flow recharge was approximately 38 acre-feet. Recharge of imported water from MWD totaled 1,813 acre-feet. For supplemental water deliveries (imported and recycled), Chino Basin Watermaster will remove 4.2% for evaporation losses during the month of October. Considering evaporation, total recharge for the month was approximately 3,321 acre-feet.

Total Groundwater Recharge – through October 2019

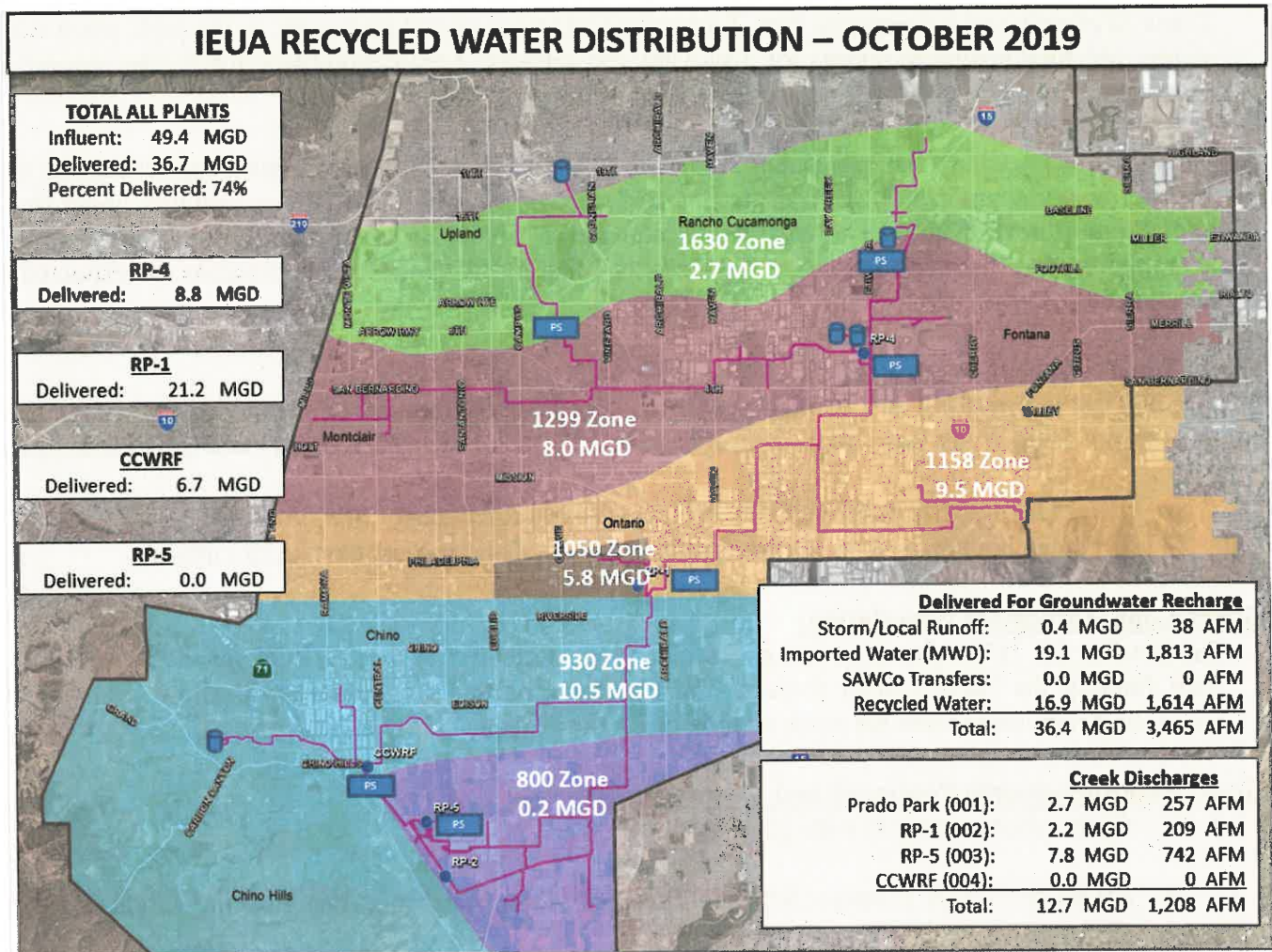


Recycled Water Delivered to Groundwater Recharge – through October 2019



B. Recycled Water Distribution – October 2019

During October 2019, 74% (36.7 MGD) of IEUA recycled water supply (49.4 MGD) was delivered into the distribution system for direct use customers (19.8 MGD) and groundwater recharge (16.9 MGD). Plant discharge to creeks feeding the Santa Ana River averaged 12.7 MGD.



GRANTS UPDATE

A. Grant/Loan Applications Submitted:

1. IEUA submitted a grant application for the California Natural Resource Agency's Recreational Trails and Greenways Grant Program. The application requested \$1.3 million in grant funding to expand the Chino Creek Wetlands and Educational Park Education Center, construct restrooms in the park, plant trees for shade, and fund busing programs for disadvantaged schools. Applications selected for the second round of evaluations, a site visit, will be notified in late 2019/early 2020.
2. On behalf of the Chino Basin Desalter Authority (CDA), IEUA submitted a grant application for the US Bureau of Reclamation's (USBR) WaterSMART: Drought Resiliency grant opportunity under the Title XVI Program for FY 2019. The application requested \$750,000 in grant funding to construct a granular activated carbon treatment system at the Desalter I facility. Awards for the program are expected to be announced in early 2020.

B. Grant/Loan Applications in Process:

1. Grants staff is preparing two applications to be submitted by the end of the calendar year for funding through the State Water Resources Control Board's (SWRCB) State Revolving Fund (SRF) loan program.
 - RP-1 Disinfection Improvements Project – Total project cost - \$8.4 million
 - Philadelphia Force Main Improvements Project – Total project cost - \$20 million

C. Grant/Loan Agreement Negotiation:

1. On October 29, IEUA finalized and executed an amendment with the SWRCB for the \$6,050,000 SRF loan funding the Napa Lateral project. The execution of this amendment will allow IEUA to begin requesting reimbursements for work completed on the project.

D. Grant Reimbursements Processed and Reporting Activities:

1. Grant reimbursements were processed for:
 - SWRCB – IEUA, Pomona, MVWD Recycled Water Interconnection Planning Grant – Invoice #2 for **\$37,500.00**
 - SAWPA/DWR – Santa Ana River Conservation and Conjunctive Use Program (SARCCUP) – Invoice #1 for **\$367,462.79**
 - USBR – IEUA/CDA Joint Groundwater Wells & Raw Water Pipelines Invoice #18 for **\$56,631.05**
 - USBR – Update of Chino Basin Drought Contingency Plan Invoice #3 for **\$22,767.62**

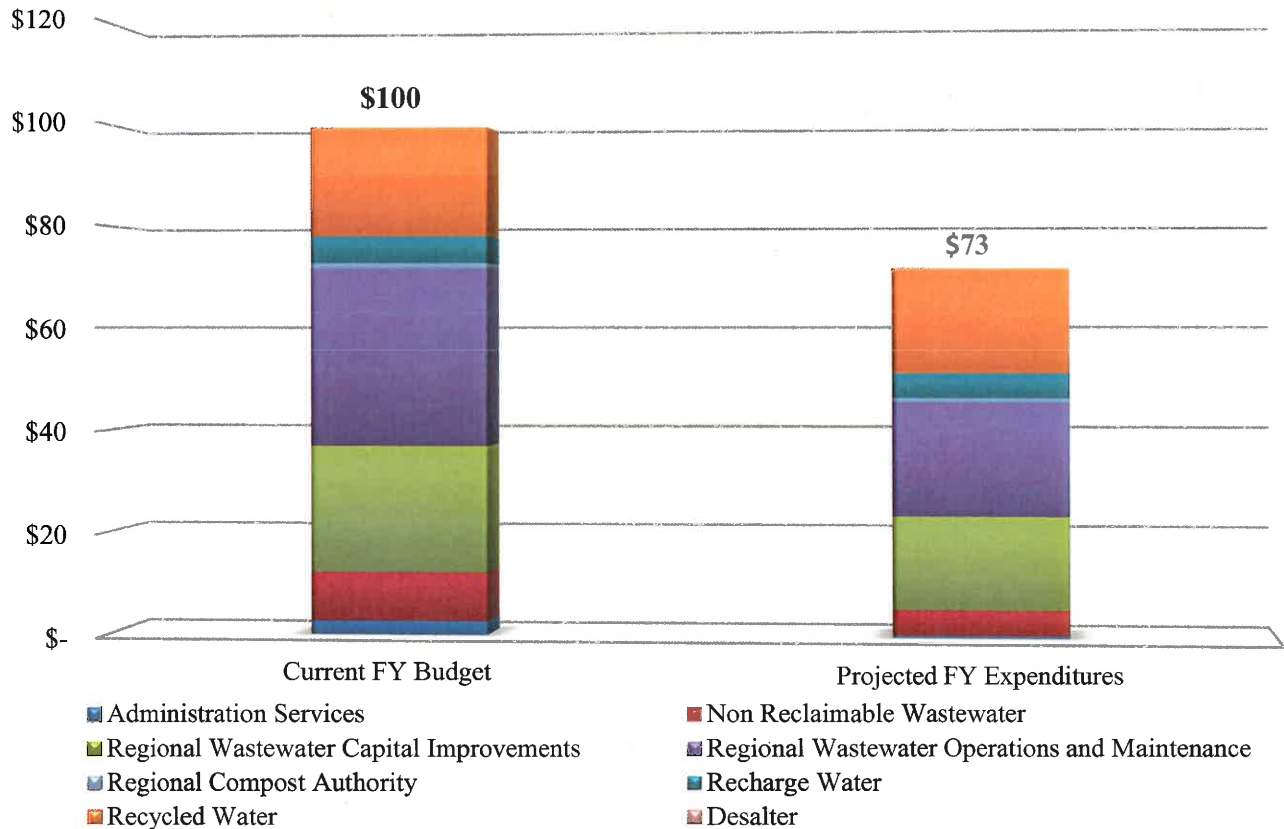
E. Other Department Activities:

1. On October 14, Grants and Engineering staff visited the SWRCB office in Sacramento to discuss IEUA's current and upcoming projects that are pursuing SRF loans and state grant funding. The meeting was productive and gained valuable insight into the SWRCB's review process and anticipated timelines for agreement execution.

ENGINEERING AND CONSTRUCTION MANAGEMENT DEPARTMENT

Engineering and Construction Management's current FY 2019/20 budget is \$99,354,685. As of October 31st, staff has projected to spend \$71,439,412 (~72%).

Engineering and Construction Management FY 19/20 Budget Status Update



The accompanying attachments have detailed information for IEUA's capital improvement program.

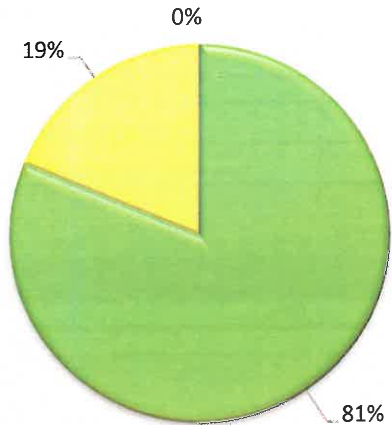
- Attachment A: Bid and Award Look Ahead Schedule
- Attachment B: Active Capital Improvement Project Status
- Attachment C: Emergency Projects

**Attachment A
Bid and Award Look Ahead Schedule**

Bid and Award Look Ahead Schedule			
	Project Name	Projected Bid Opening Date	Projected Bid Award Date
	Jan-20		
1	EN20014.00/EN20015.00 Collection System/NRWS Manhole Upgrades - 19/20	4-Dec-19	15-Jan-20
2	EN19027.00 NRW Pipeline Relining Along Cucamonga Creek	4-Dec-19	15-Jan-20
	Feb-20		
3	EN19025.00 Regional Force Main Improvements	8-Jan-20	19-Feb-20
4	EN17043.00 RP-4 Primary Clarifier Rehab/ EN17110.00 RP-4 Process Improvements	8-Jan-20	19-Feb-20
	Mar-20		
5	EN17041.00 Orchard Recycled Water Turnout Improvements	5-Feb-20	18-Mar-20
6	EN22002.00 NRW East End Flowmeter Replacement	5-Feb-20	18-Mar-20
7	EN18006.00 RP-1 Flare Improvements	5-Feb-20	18-Mar-20
	Apr-20		
8	EN23002.00 Philadelphia Lift Station Force Main Improvements	4-Mar-20	15-Apr-20
9	EN19006.00 RP-5 Biosolids Facility\ EN19001.00 RP-5 Expansion to 30 mgd	3-Mar-20	15-Apr-20
	May-20		
10	FM20002.00 Agency Wide Roofing	8-Apr-20	20-May-20
11	EN20058.00 RP-1 TP-1 Waste Wash Water Basin Pumps Replacement	8-Apr-20	20-May-20
12	EN20037.00 Agency Wide Chemical Containment Coating Rehabilitation	8-Apr-20	20-May-20
13	EN20008.00 HQ Parking Lot FY19/20	8-Apr-20	20-May-20
	Jun-20		
14	EN20035.01 RP-4 CCB Instrumentation Relocation	6-May-20	17-Jun-20
15	EN20036.01 Carpenter Avenue 30-inch RW Line Restoration	6-May-20	17-Jun-20
16	RW15003.06 Wineville/Jurupa/Force Main Improvements	6-May-20	17-Jun-20
17	RW15003.03 Montclair Basin Improvements	6-May-20	17-Jun-20
	Jul-20		
18	EN20040.00 HQ Driveway Improvements	3-Jun-20	15-Jul-20
	Aug-20		
19	EN19010.00 RP-4 Influent Screen Replacement	8-Jul-20	19-Aug-20
	Sep-20		
20	EN20041.00 RP-1 TP-1 Bleach Mixing Repairs	5-Aug-20	16-Sep-20
21	EN20056.00 RSS Haven Avenue Repairs	5-Aug-20	16-Sep-20

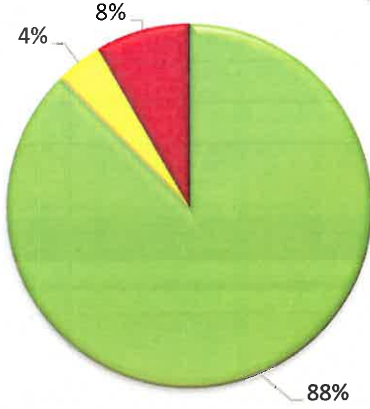
Attachment B
Active Capital Improvement Project Status

Design Schedule Performance



■ On-Time ■ Recovery in Progress ■ Behind Schedule

Construction Schedule Performance



■ On-Time ■ Recovery in Progress ■ Behind Schedule

Agency-Wide							
No.	Project ID	Project Title	Total Expenditures thru 10/31/2019 (\$)	Total Project Budget (\$)	Project Schedule Performance	Status	Schedule Recovery Plan
1	FM20001	HQ Interior Replacements	12,144	320,000	On-Time	Project Evaluation	
2	EN19024	Collection System Asset Management (Assessment Only)	72,187	1,250,000	On-Time	Project Evaluation	
3	PA20003	Agency Wide Paving	2,633	640,000	On-Time	Project Evaluation	
4	EN19030	WC Asset Management (Assessment Only)	41,437	250,000	Recovery in Progress	Pre-Design	There is no recovery plan in place at this time. Once a plan is in place, the schedule will be assessed and re-baselined.
5	EN20037	Agency Wide Chemical Containment Coating Rehabilitation	4,667	350,000	On-Time	Pre-Design	
6	EN20054	Agencywide Chemical Containment Coating Evaluation	5,659	50,000	On-Time	Pre-Design	
7	EN19023	Asset Management Planning Document	184,852	750,000	On-Time	Pre-Design	
8	EN20038	Agency Wide Pavement Management Study	14,407	300,000	On-Time	Pre-Design	
9	FM20002	Agency Wide Roofing	19,815	1,481,064	On-Time	Design	
10	EN11039	RP-1 Disinfection Pump Improvements	1,009,906	8,490,000	On-Time	Design	
11	EN20034.02	RP-5 IPS Guide Rail	1,841	-	On-Time	Bid and Award	
12	EN17080	System Cathodic Protection Improvements	1,014,536	3,540,851	Recovery in Progress	Construction	The project is in PACO. There will be no recovery. The final activity is closing out punch list items.
13	EN20035.01	RP-4 CCB Instrumentation Relocation (Budget is in EN20035)	5,791	-	On-Time	Construction	

Agency-Wide (Cont.)

No.	Project ID	Project Title	Total Expenditures thru 10/31/2019 (\$)	Total Project Budget (\$)	Project Schedule Performance	Status	Schedule Recovery Plan
14	EN20036.01	Carpenter Avenue 30-inch RW Line Restoration (Budget is in EN20036)	5,173	-	On-Time	Construction	
15	EN17020.05	Agency-Wide Recycled Water System Repairs and Improvements (Budget is in EN17020)	84,085	-	On-Time	Project Acceptance	
16	EN13016	SCADA Enterprise System	-	22,045,000	On-Time	Closed	
17	EN17020	WC On-Call Operations and Maintenance Support	-	230,500	N/A	N/A	
18	EN20034	RO On-Call/Small Projects FY 19/20	-	500,000	N/A	N/A	
19	EN20035	RO Safety Operations and Maintenance Projects FY1920	-	400,000	N/A	N/A	
20	EN20036	WC On-Call/Small Projects FY 19/20	-	150,000	N/A	N/A	
Totals			2,479,135	40,747,415			

Carbon Canyon

No.	Project ID	Project Title	Total Expenditures thru 10/31/2019 (\$)	Total Project Budget (\$)	Project Schedule Performance	Status	Schedule Recovery Plan
21	EN20055	CCWRF Tertiary Panel Rebuild	3,934	170,000	On-Time	Project Evaluation	
22	EN20039	CCWRF Headworks Electrical Replacement	2,603	300,000	On-Time	Construction	
Totals			6,538	470,000			

Chino Desalter Authority (CDA)

No.	Project ID	Project Title	Total Expenditures thru 10/31/2019 (\$)	Total Project Budget (\$)	Project Schedule Performance	Status	Schedule Recovery Plan
23	EN16021	TCE Plume Cleanup	12,947,282	21,290,000	On-Time	Design	
Totals			12,947,282	21,290,000			

Collections

No.	Project ID	Project Title	Total Expenditures thru 10/31/2019 (\$)	Total Project Budget (\$)	Project Schedule Performance	Status	Schedule Recovery Plan
24	EN19028	NRW Manhole and Pipeline Condition Assessment	41,304	915,000	On-Time	Project Evaluation	
25	EN20056	RSS Haven Avenue Repair & Replacement	9,124	6,000,000	On-Time	Consultant Contract Award	
26	EN20014	NRWS Manhole Upgrades - 19/20	22,249	200,000	On-Time	Design	
27	EN20015	Collection System Upgrades 19/20	7,254	500,000	On-Time	Design	
28	EN19025	Regional Force Main Improvements	213,528	4,173,000	On-Time	Design	
29	EN22002	NRW East End Flowmeter Replacement	354,582	1,986,985	On-Time	Design	
30	EN23002	Philadelphia Lift Station Force Main Improvements	441,208	18,848,000	Recovery in Progress	Design	Comments from the City of Ontario regarding the proposed pipe alignment has delayed design. The project schedule will be re-baselined once the design consultant provides an updated proposal for the re-design.
31	EN19027	NRW Pipeline Relining Along Cucamonga Creek	84,426	2,395,000	Recovery in Progress	Design	The permit coordination with San Bernardino County Flood Control District is required and has delayed the advertisement of the design package. The project will be re-baselined after construction contract award.
32	EN20059	Prado Lift Station Clean-out and overflow Design and Construction	6,268	121,000	On-Time	Bid and award	
33	EN19041	San Bernardino Lift Station Facility Improvements	41,150	500,000	On-Time	Construction	
Totals			1,221,093	35,638,985			

Groundwater Recharge

No.	Project ID	Project Title	Total Expenditures thru 10/31/2019 (\$)	Total Project Budget (\$)	Project Schedule Performance	Status	Schedule Recovery Plan
34	RW15003.03	Montclair Basin Improvements (Budget is in RW15003)	234,993	-	Recovery in Progress	Design	The project is waiting on the completion of the Army Corps of Engineers' permit review and authorization. The Corps completed the review for the 408 application but requested additional permit review under the 404 requirements. IEUA immediately submitted a Pre-Construction Notice (PCN) to start the 404 process. Unfortunately, this additional permitting process will delay the start of construction with no options to recover because of the Corps' typical review period of two to three months. However, IEUA will continue communicating with the Corps in requesting to expedite the additional permit review and provide immediate response to the given comments.
35	RW15003.06	Wineville/Jurupa/Force Main Improvements (Budget is in RW15003)	1,183,677	-	On-Time	Design	
36	RW15004	Lower Day Basin Improvements	561,389	4,008,000	On-Time	Bid and award	
37	RW15003.05	RP-3 Basin Improvements (Budget is in RW15003)	404,420	-	On-Time	Construction	
38	RW15003	Recharge Master Plan Update	-	16,417,000	N/A	Inactive	
Totals			2,384,479	20,425,000			

Headquarters

No.	Project ID	Project Title	Total Expenditures thru 10/31/2019 (\$)	Total Project Budget (\$)	Project Schedule Performance	Status	Schedule Recovery Plan
39	EN20040	HQ Driveway Improvements	16,829	400,000	On-Time	Consultant Contract Award	
40	EN20008	HQ Parking Lot FY19/20	9,342	440,000	On-Time	Design	
41	EN19038	HR Exit Door	63,332	75,000	On-Time	Project Acceptance	
Totals			89,503	915,000			

IERCF

No.	Project ID	Project Title	Total Expenditures thru 10/31/2019 (\$)	Total Project Budget (\$)	Project Schedule Performance	Status	Schedule Recovery Plan
42	RA17007	IERCF Building Improvements	-	550,000	N/A	N/A	
43	RA15001	IERCF Baghouse and Dust Collection System Enhancements	-	1,700,000	N/A	Closed	
44	RA15001.01	IERCF Duct Work Phase II (Budget is in RA15001)	35,035	-	On-Time	Construction	
45	RA17007.01	IERCF Design Build Wash Pad Cover (Budget is in RA17007)	42,697	-	On-Time	Construction	
46	RA19002	IERCF Trommel Screen Improvements	1,382,636	1,600,000	Behind Schedule	Construction	The project is waiting on completion of one punch list item. Recovery is not possible. The infeed conveyor continues to fail. Multiple attempts have been made to repair; however, none have succeeded. Staff is continuing to work with the contractor to resolve.
Totals			1,460,369	3,850,000			

Regional Water Recycling Plant No. 1 (RP-1)

No.	Project ID	Project Title	Total Expenditures thru 10/31/2019 (\$)	Total Project Budget (\$)	Project Schedule Performance	Status	Schedule Recovery Plan
47	EN20058	RP-1 TP-1 Waste Wash Water Basin Pumps Replacement	4,052	650,000	On-Time	Consultant Contract Award	
48	EN19043	RP-1 Centrifuge Foul Air Line	1,122	45,000	On-Time	Consultant Contract Award	
49	EN20041	RP-1 TP-1 Bleach Mixing Repairs	7,929	680,000	On-Time	Consultant Contract Award	
50	EN20043	RP-1 Pipe Gallery Staircase Evaluation	6,180	150,000	Recovery in Progress	Consultant Contract Award	The project evaluation phase was completed behind schedule due to a needed budget transfer. The project schedule during the pre-design phase will be reduced to makeup the delay.
51	EN13016.05	SCADA Enterprise System - (Regional Water Recycling Plant No. 1) (Budget is in EN13016)	531,150	-	On-Time	Pre-Design	
52	EN17044	RP-1 12 kV Switchgear and Generator Control Upgrades	1,431,382	5,870,248	On-Time	Design	

Regional Water Recycling Plant No. 1 (RP-1) (Cont.)							
No.	Project ID	Project Title	Total Expenditures thru 10/31/2019 (\$)	Total Project Budget (\$)	Project Schedule Performance	Status	Schedule Recovery Plan
53	EN18006	RP-1 Flare Improvements	718,444	5,682,000	Recovery in Progress	Design	The project will be re-baselined after construction contract award.
54	EN24001	RP-1 Liquid Treatment Capacity Recovery	4,229,307	182,050,000	On-Time	Design	
55	EN20042	RP-1 Headworks Sump Pump Redundancy	3,483	150,000	On-Time	Design	
56	EN24002	RP-1 Solids Treatment Expansion	1,246,393	48,050,000	On-Time	Design	
57	EN20034.01	RP-1 Gravity Thickener Gearbox Installation (Budget is in EN20034)	688	-	On-Time	Bid and Award	
58	EN20060	RP-1 Plant 2 Sludge Piping Repair	716	140,000	Recovery in Progress	Bid and award	The project will be re-baselined after the contractor submits a baseline schedule. The construction contract was awarded in October 2019.
59	EN17082	Mechanical Restoration and Upgrades	826,820	10,646,000	On-Time	Construction	
60	EN14042	1158 RWPS Upgrades	2,400,288	7,720,000	On-Time	Construction	
61	EN15012.01	RP-1 Plant No. 2 Effluent Conveyance Improvements (Budget is in EN15012)	274,650	-	On-Time	Construction	
62	EN17042	Digester 6 and 7 Roof Repairs	3,351,839	7,056,000	On-Time	Construction	
63	EN14019	RP-1 Headworks Primary and Secondary Upgrades	9,561,224	9,750,000	On-Time	Project Acceptance	
64	EN19034	RP-1 Operations Building Paving Project	219,765	220,000	On-Time	Project Acceptance	
65	EN15012	RP-1 Primary Effluent Conveyance Improvements	-	8,724,000	On-Time	Warranty	
Totals			24,815,431	287,583,248			
Regional Water Recycling Plant No. 2 (RP-2)							
No.	Project ID	Project Title	Total Expenditures thru 10/31/2019 (\$)	Total Project Budget (\$)	Project Schedule Performance	Status	Schedule Recovery Plan
Totals			-	-			
Regional Water Recycling Plant No. 4 (RP-4)							
No.	Project ID	Project Title	Total Expenditures thru 10/31/2019 (\$)	Total Project Budget (\$)	Project Schedule Performance	Status	Schedule Recovery Plan
66	EN19010	RP-4 Influent Screen Replacement	64,650	3,040,000	On-Time	Consultant Contract Award	
67	EN17043	RP4 Primary Clarifier Rehab	528,969	7,681,542	On-Time	Design	
68	EN17110	RP-4 Process Improvements	6,279,238	20,962,396	On-Time	Design	
69	EN13016.03	SCADA Enterprise System - (Regional Water Recycling Plant No. 4) (Budget is in EN13016)	4,175,711	-	On-Time	Construction	
70	EN19029	RP-4 Outfall Pipeline	380,168	945,000	Behind Schedule	Construction	A combination of delays in obtaining multiple city permits, shutdown delays, and problems with contractor's insurance have delayed the project. No recovery is possible.
Totals			11,428,735	32,628,938			
Regional Water Recycling Plant No. 5 (RP-5)							
No.	Project ID	Project Title	Total Expenditures thru 10/31/2019 (\$)	Total Project Budget (\$)	Project Schedule Performance	Status	Schedule Recovery Plan
71	EN19001	RP-5 Expansion to 30 mgd	11,321,435	175,000,000	On-Time	Design	
72	EN19006	RP-5 Biosolids Facility	11,186,279	165,400,000	On-Time	Design	
73	EN14043	RP-5 RW Pipeline Bottleneck	2,724,752	3,137,169	On-Time	Construction	
74	EN13016.04	SCADA Enterprise System - (Regional Water Recycling Plant No. 5) (Budget is in EN13016)	4,581,031	-	On-Time	Project Acceptance	
Totals			29,813,497	343,537,169			

Recycled Water							
	Project ID	Project Title	Total Expenditures thru 10/31/2019 (\$)	Total Project Budget (\$)	Project Schedule Performance	Status	Schedule Recovery Plan
75	EN15002	1158 Reservoir Site Cleanup	56,148	1,215,000	Recovery in Progress	Project Evaluation	The project scope is not defined yet. Staff is waiting for approval from the Department of Toxic Substances Control (DTSC) on Southern California Edison facility investigation report.
76	EN17041	Orchard Recycled Water Turnout Improvements	131,696	477,000	Recovery in Progress	Design	The Army Corps of Engineers (USACE) reviewed the plans and required the connection be redesigned which has been submitted for their review. The project schedule will be re-baselined once the project is awarded and the contractor's schedule is received.
77	EN22004	1158 East Reservoir Re-coating/painting and Upgrades	2,475	2,180,000	On-Time	Bid and award	
78	EN21004	1158 West Reservoir Re-coating/painting and Upgrades	18,938	1,381,000	On-Time	Bid and award	
79	EN17049	Baseline RWPL Extension	3,715,617	6,921,000	On-Time	Construction	
80	WR15021	Napa Lateral	3,047,149	6,767,717	On-Time	Construction	
81	EN20061	Recycle Water Area 11 Blow Off Repairs	12,700	20,000	On-Time	Project Acceptance	
		Totals	6,984,723	18,961,717			
		Overall Totals	93,630,785	806,047,472			

Attachment C Emergency Projects

FY19/20 Emergency Projects										
Project ID	Contractor	Task Order Description (Details of Circumstance and Cause of the Emergency)	Location	TO #	Original Not-to-Exceed /Estimate	Actual Cost thru 10/31/2019	Date of Award	Status		
CCWRF										
1	EN20017.01	W.A. Rasic Construction	CCWRF 3" RW Line Break		CCWRF	TO-0019	22,500	1,933	10/1/2019	Active
HQ										
2	EN20062.00	W.A. Rasic Construction	Chino Creek Wetlands Park Potable Water Line Leak Repair		HQ	TO-0018	10,000	354	9/30/2019	Active
Totals							32,500	2,287		

October 2019 Emergency						
Contractor	Task Order Description	Details of the Circumstances/Cause of Emergency	Scope of Repair	Location	Date of Call Out	Not-to-Exceed /Estimate
W.A. Rasic Construction	CCWRF 3" RW Line Break	A 3" recycled water pipeline broke and sprayed through the asphalt pavement. The break caused the asphalt to be undermined, the area flooded, and rocks and dirt were sprayed around the vicinity	The Contractor mobilized onsite and excavated the broken asphalt. Upon investigation, it was discovered that the 3" PVC recycled water pipeline was filled with rocks causing a pressure build up which eventually broke the pipe. The 3" PVC pipeline was an old irrigation line that was not used. The Contractor was directed to cut and cap the pipeline. The Contractor backfilled the excavation and repaved the surrounding area. All dirt and rocks were cleaned up	CCWRF	10/1/2019	22,500
W.A. Rasic Contracting	Chino Creek Wetlands Park Potable Water Line Leak Repair	A potable water line was discovered at the Chino Creek Wetlands Park. The potable water line feeds the Educational Trailer on site as well as a public water fountain, both which are essential for park visitors and school field trips. Ponding in the area was caused by the leak and resulted in mud formation along the access road. Because the Chino Creek Wetlands Park is a public area and a site for frequent school group visits, the leak can result in lack of needed utilities and safety.	The work called for a general contractor to hand dig the leak site to expose the pipe leak. Once exposed, the ruptured pipeline section was replaced with a new, 2-inch PVC Sched. 80 pipeline section. The area was backfilled, and site returned to original conditions.	HQ	9/30/2019	10,000
						32,500