



**FINANCE AND ADMINISTRATION
COMMITTEE MEETING
OF THE BOARD OF DIRECTORS
INLAND EMPIRE UTILITIES AGENCY*
AGENCY HEADQUARTERS, CHINO, CALIFORNIA**

**WEDNESDAY, NOVEMBER 13, 2019
10:30 A.M.**

*Or immediately following the
Engineering, Operations, &
Water Resources Committee Meeting*

CALL TO ORDER

PUBLIC COMMENT

Members of the public may address the Board on any item that is within the jurisdiction of the Board; however, no action may be taken on any item not appearing on the agenda unless the action is otherwise authorized by Subdivision (b) of Section 54954.2 of the Government Code. Those persons wishing to address the Board on any matter, whether or not it appears on the agenda, are requested to complete and submit to the Board Secretary a "Request to Speak" form which is available on the table in the Board Room. Comments will be limited to three minutes per speaker. Thank you.

ADDITIONS TO THE AGENDA

In accordance with Section 54954.2 of the Government Code (Brown Act), additions to the agenda require two-thirds vote of the legislative body, or, if less than two-thirds of the members are present, a unanimous vote of those members present, that there is a need to take immediate action and that the need for action came to the attention of the local agency subsequent to the agenda being posted.

1. PRESENTATION

- A. PFM INVESTMENT PERFORMANCE REVIEW – RICHARD BABBE,
CCM, SENIOR MANAGING CONSULTANT**

2. CONSENT ITEMS

A. MINUTES

The Committee will be asked to approve the Finance and Administration Committee meeting minutes of September 11, 2019.

B. REPORT ON GENERAL DISBURSEMENTS

Staff recommends that the Committee/Board approve the total disbursements for the month of September 2019, in the amount of \$19,277,249.50.

3. ACTION ITEMS

A. FISCAL YEARS (FYS) 2020/21 AND 2021/22 PROPOSED MONTHLY EQUIVALENT DWELLING UNIT RATES

Staff recommends that the Committee/Board adopt Resolution No. 2019-11-2, approving the proposed multi-year Equivalent Dwelling Unit monthly rate for Fiscal Years (FYS) 2020/21 and 2020/22 for the Agency's Regional Wastewater Operations and Maintenance fund.

B. RP-5 EXPANSION CONSTRUCTION OFFICE TRAILER COMPLEX PURCHASE

Staff recommends that the Committee/Board:

1. Authorize the purchase of a construction management office trailer complex for the RP-5 Expansion, Project Nos. EN19001 and EN19006, from Willscot in the amount of \$453,468; and
2. Authorize the General Manager to execute the purchase, subject to non-substantive changes.

C. RP-5 EXPANSION PROJECT CONSTRUCTION MANAGEMENT CONSULTANT CONTRACT AWARD

Staff recommends that the Committee/Board:

1. Award a construction management services consultant contract for the RP-5 Expansion, Project Nos. EN19001 and EN19006, to Arcadis for the not-to-exceed amount of \$21,125,523; and
2. Authorize the General Manager to execute the construction management services consultant contract, subject to non-substantive changes.

D. RP-5 EXPANSION ENGINEERING DURING CONSTRUCTION CONTRACT AMENDMENT

Staff recommends that the Committee/Board:

1. Approve a consultant contract amendment for engineering design services during construction for the RP-5 Expansion, Project Nos. EN19001 and EN19006, to Parsons Water and Infrastructure Inc., for a not-to-exceed amount of \$12,589,469; and
2. Authorize the General Manager to execute the consultant contract amendment, subject to non-substantive changes.

E. LOWER DAY BASIN IMPROVEMENTS CONSTRUCTION CONTRACT AWARD

Staff recommends that the Committee/Board:

1. Award a construction contract for the Lower Day Basin Improvements, Project No. RW15004, to Ferreira Coastal Construction Co., in the amount of \$2,998,000; and
2. Authorize the General Manager to execute the construction contract, subject to non-substantive changes.

F. 1158 EAST AND WEST RESERVOIR REHABILITATION CONSTRUCTION CONTRACT AWARD

Staff recommends that the Committee/Board:

1. Award a construction contract for the rehabilitation of the 1158 East and West Reservoirs, Project Nos. EN21004 and EN22004, to Spiess Construction Company, Inc., in the amount of \$2,715,800;
2. Award a consultant contract to Harper & Associates Engineering, Inc., for coating inspection services during construction in the amount of \$105,600; and
3. Authorize the General Manager to execute the contracts, subject to non-substantive changes.

4. INFORMATION ITEM

RECEIVE AND FILE INFORMATION ITEM

A. TREASURER'S REPORT OF FINANCIAL AFFAIRS (WRITTEN/ POWERPOINT)

5. GENERAL MANAGER'S COMMENTS

6. COMMITTEE MEMBER COMMENTS

7. COMMITTEE MEMBER REQUESTED FUTURE AGENDA ITEMS

8. ADJOURN


*A Municipal Water District

In compliance with the Americans with Disabilities Act, if you need special assistance to participate in this meeting, please contact the Board Secretary (909-993-1736), 48 hours prior to the scheduled meeting so that the Agency can make reasonable arrangements.

Proofed by: jh

DECLARATION OF POSTING

I, April Woodruff, Board Secretary/Office Manager of the Inland Empire Utilities Agency, A Municipal Water District, hereby certify that a copy of the agenda has been posted by 5:30 p.m. in the foyer at the Agency's main office, 6075 Kimball Ave., Building A, Chino, CA and to the IEUA Website at www.ieua.org on Thursday, November 7, 2019.



April Woodruff

PRESENTATION

1A



INLAND EMPIRE UTILITIES AGENCY

Investment Performance Review For the Quarter Ended September 30, 2019

Client Management Team

Sarah Meacham, Managing Director
Richard Babbe, CCM, Senior Managing Consultant
Joseph Creason, Portfolio Manager
Rachael Miller, Client Consultant

PFM Asset Management LLC

601 South Figueroa, Suite 4500
Los Angeles, CA 90017
213-489-4075

213 Market Street
Harrisburg, PA 17101-2141
717-232-2723

Key Themes

Economic Conditions:

- A softening U.S. economic outlook - made worse by ongoing trade tensions - prompted the Federal Reserve to cut rates by 25 basis points (0.25%) at both the July and September FOMC meetings. While Fed Chair Jay Powell characterized the moves as a “mid-cycle policy adjustment,” market expectations are for 1-2 more rate cuts in 2019.
- U.S. Treasury yields continued to fall throughout the quarter, with the yield curve inverting between 2-year and 10-years, which reflects the market’s concerns about the economy.
- U.S. manufacturing remains under pressure with recent trade conflicts, shifting from slowing to stagnant. The most recent ISM surveys placed both manufacturing and services indicators just below the 50 mark that demarcates expansion and contraction.
- Rising uncertainties, weaker growth prospects, and low inflation are keeping investors on edge. While a U.S. recession is not the immediate forecast, risks are rising.

Strategy Considerations:

- We continued to maintain the portfolio’s duration in line with its benchmark, as we have since the beginning of the year, because of growing certainty that the Fed would cut rates, perhaps multiple times. Maintaining durations—despite the inverted yield curve—was just as vital as in previous quarters as the continued drop in yields drove strong fixed income returns.
- Our sector allocation strategy continued to favor broad diversification, including the widest range of permitted investments.
- With fixed-income investors searching for yield, spreads remained narrow by historical standards. However, we continued to look for opportunities to diversify the portfolio and add value to the portfolio.
- We continued to rotate out of the federal agency sector as their yield spreads remained unattractive relative to comparable Treasuries.
- Corporate bonds rallied, pushing yield spreads back to near 12-month lows during the quarter as a more accommodative Fed and a temporary lull in the trade war offensive mitigated some of the imminent risk to the economy. As a result, corporates generated attractive excess returns for the third quarter, with lower quality issuers outperforming higher quality ones. A bevy of new-issue corporates in September provided many opportunities, albeit at somewhat modest yield spreads. Our strategy in the third quarter was to maintain corporate allocations, make purchases a bit farther out on the yield curve within the sector, and selectively take advantage of new issues. Our focus remained on those issuers with lower leverage and less relative exposure to international trade risks.

Market Update

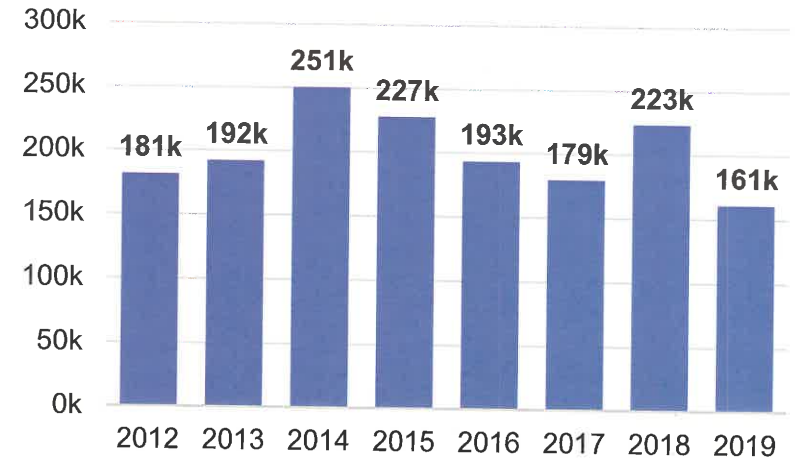
Market Indicators Mixed, but Recession Does Not Appear Imminent

ISM Manufacturing Activity Index

Recession fears growing as manufacturing slows and job growth moderates...



Average Monthly Job Growth

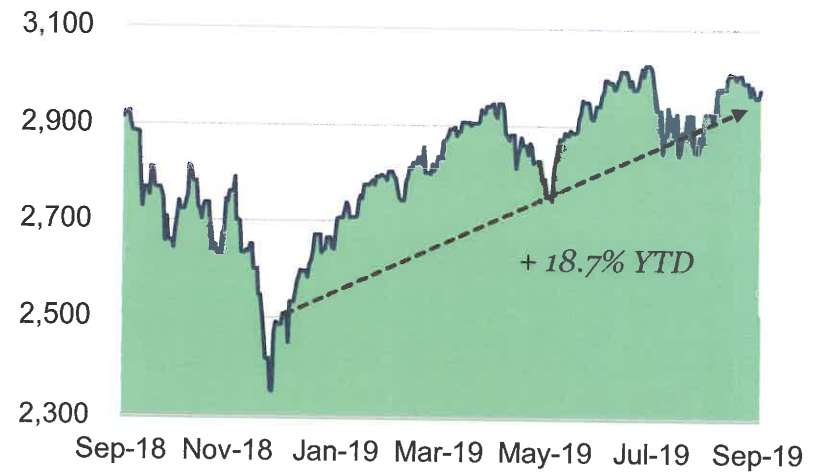


Conference Board Consumer Confidence

...but consumers remain confident and financial markets seem optimistic



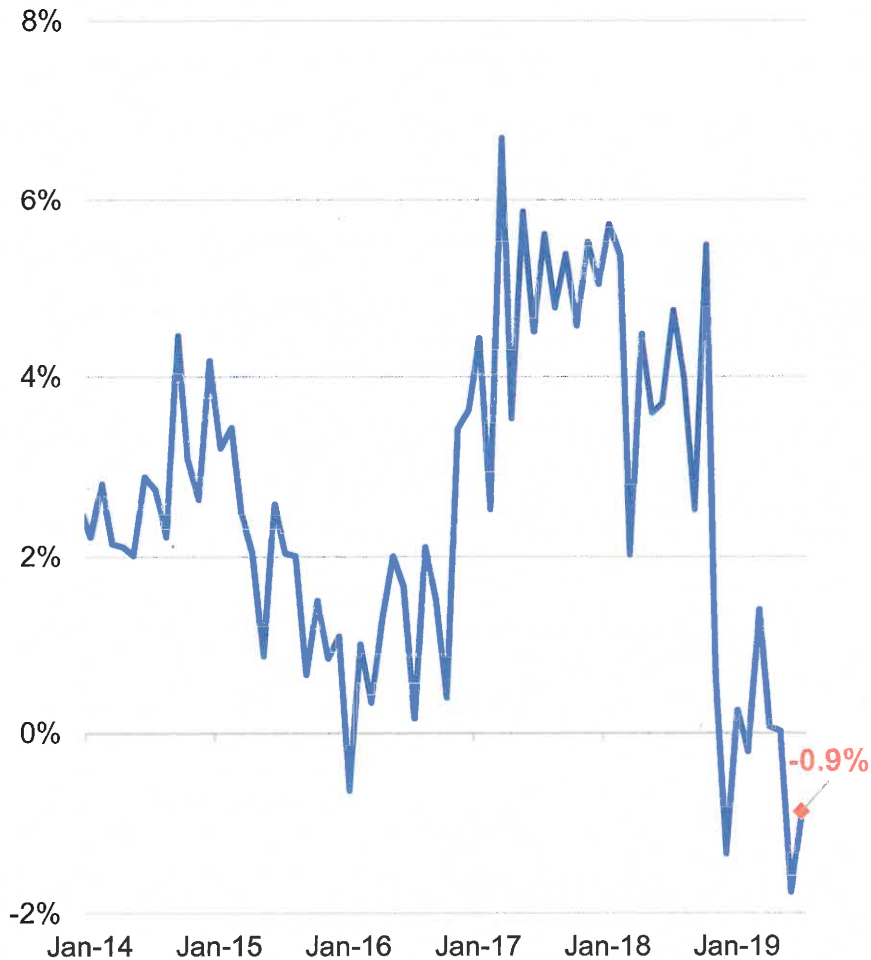
S&P 500 Price Change



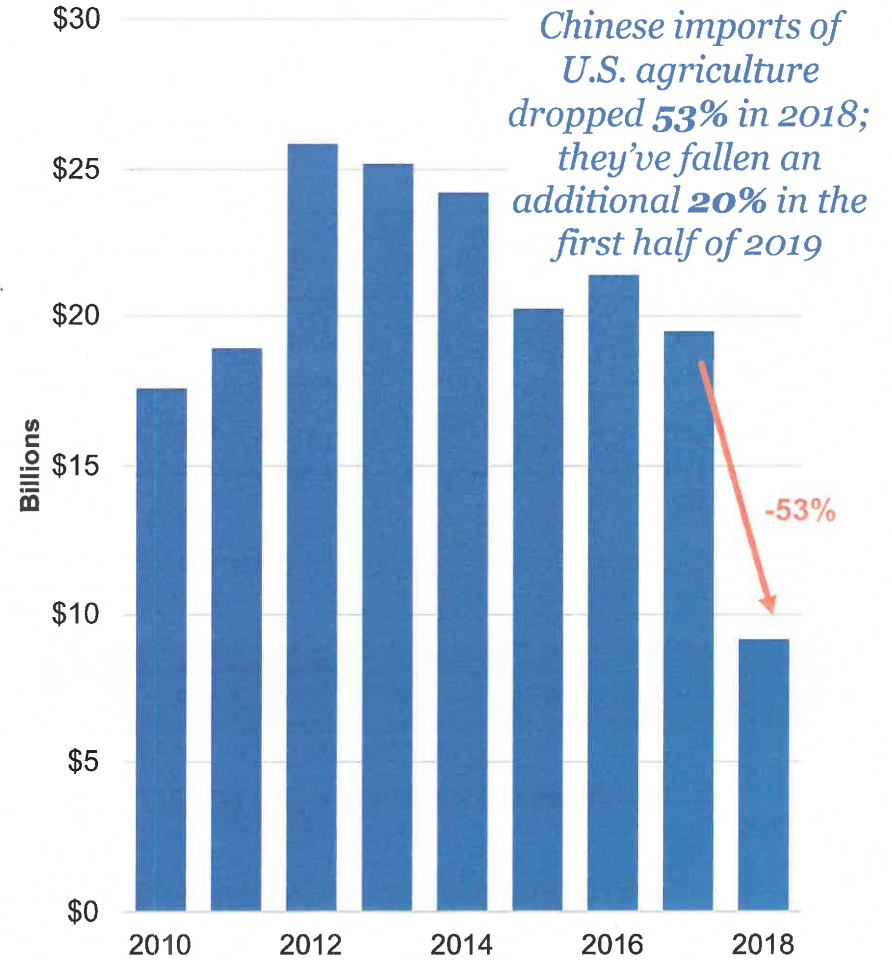
Source: Bloomberg, data available as of 9/30/2019.

Tariffs Take a Toll on Global Trade Volume, Especially U.S. Agriculture

Global Trade Volume YoY



U.S. Agricultural Exports to China



Source: CPB (left); Wall Street Journal & USDA Foreign Agricultural Services (right)

The OECD Follows World Bank & IMF in Lowering Growth Projections

- The world growth outlook was cut to 2.9% for 2019, down from the 3.2% projection from 4 months ago.
- This rate is the slowest pace since the global financial crisis.

“The global economy has become increasingly fragile and uncertain, with growth slowing and downside risks continuing to mount.”

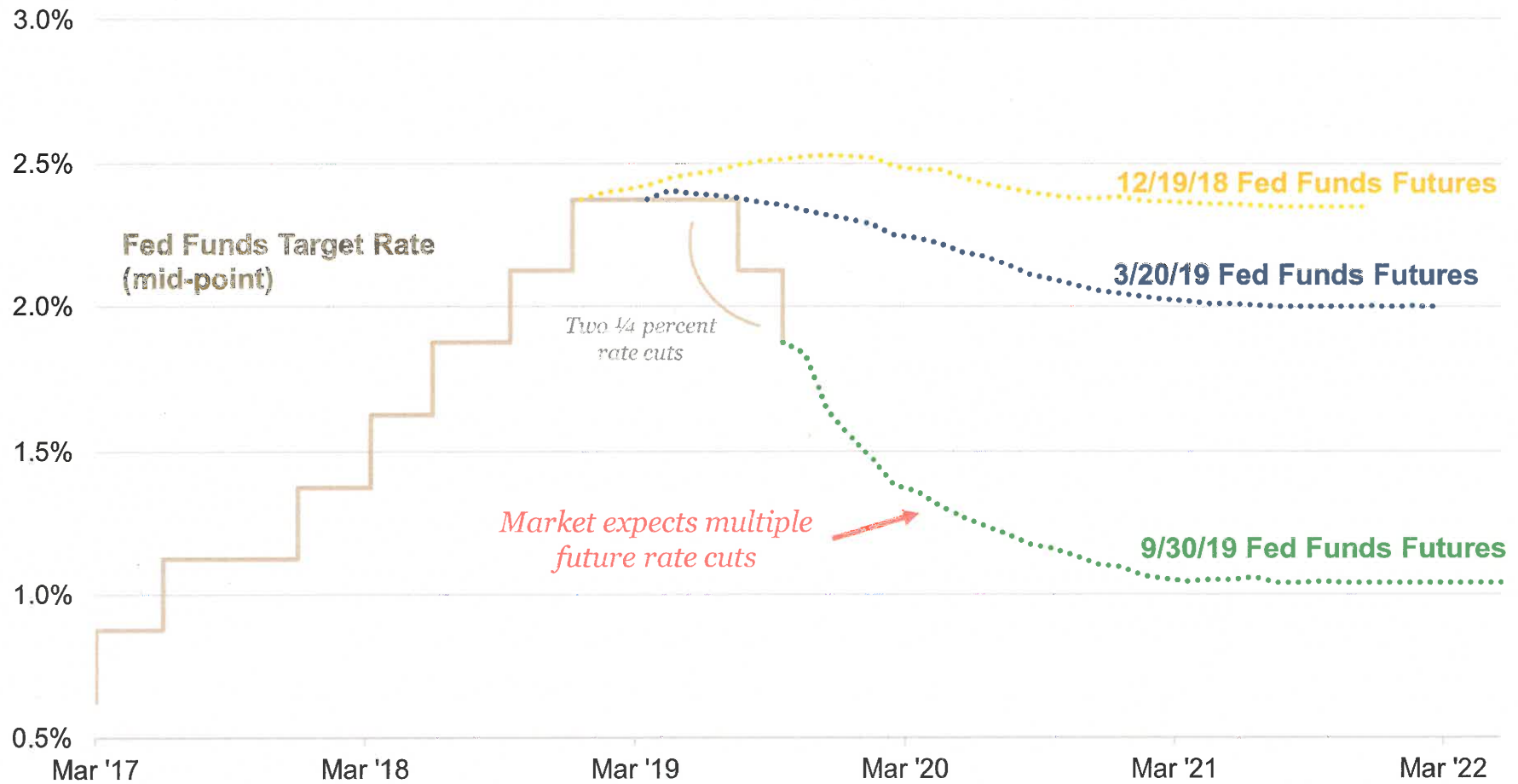
-OECD, 9/19/19

OECD GDP Growth Projections
September 2019

Region	2019	2020
World	2.9% ↓	3.0% ↓
U.S.	2.4% ↓	2.0% ↓
China	6.1% ↓	5.7% ↓
United Kingdom	1.0% ↓	0.9% ↓
Euro Area	1.1% ↓	1.0% ↓
Germany	0.5% ↓	0.6% ↓
France	1.3%	1.2% ↓
Italy	0.0%	0.4% ↓
Japan	1.0% ↑	0.6%
Canada	1.5% ↑	1.6% ↓

Source: The Organization for Economic Co-operation and Development. Arrows indicate change from prior projection.

The Market Expects Additional Rate Cuts



Source: Federal Reserve and Bloomberg. Fed funds futures as of Fed meeting dates of 12/19/2018 and 3/20/2019, as well as 8/30/2019 and 9/30/2019.

Yields Continue to Fall Amid Escalating Trade Concerns & Global Uncertainty

2-Year Treasury



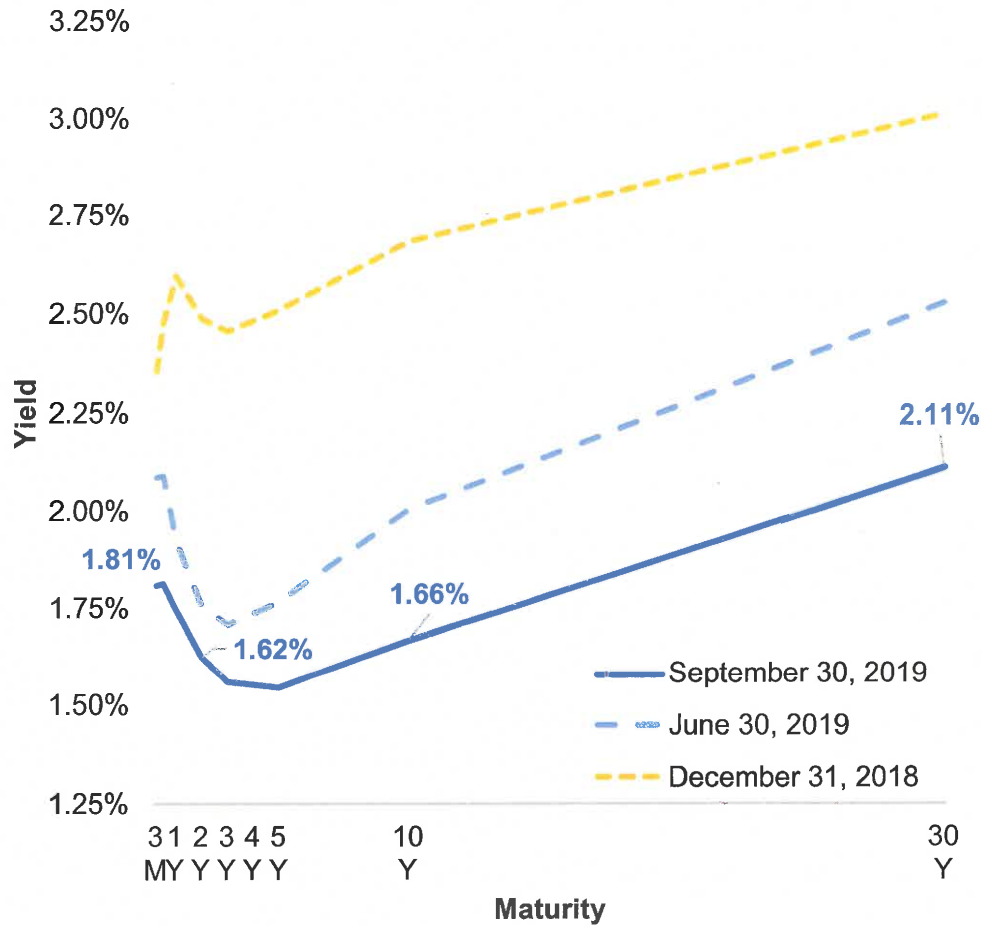
10-Year Treasury



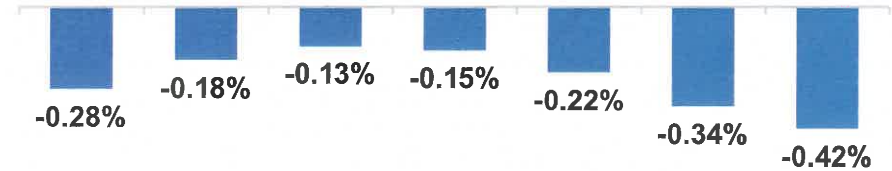
Source: Bloomberg, as of 9/30/19.

Yields Continued to Decline in the Third Quarter

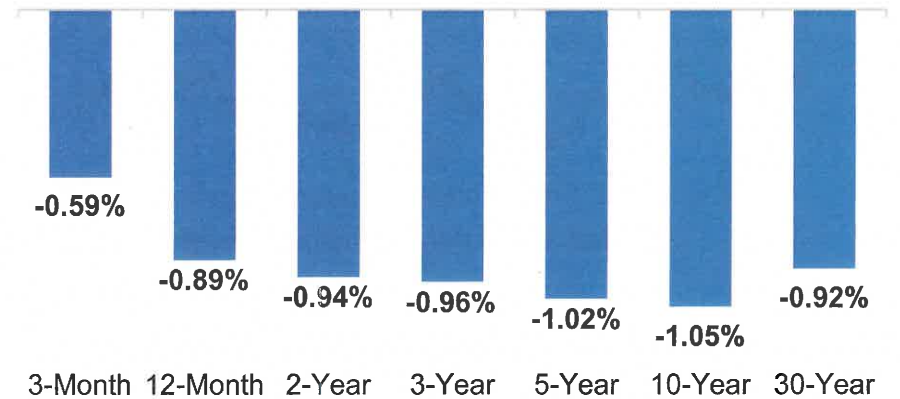
U.S. Treasury Yield Curve



Q3 Change in Yield



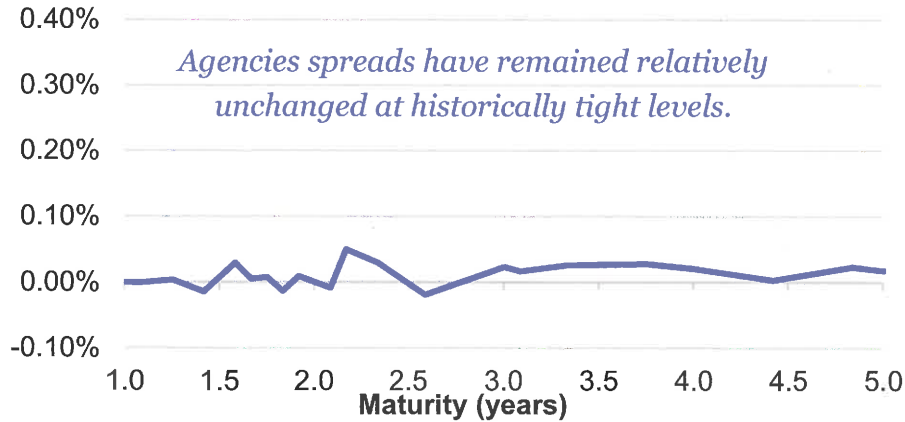
YTD Change in Yield



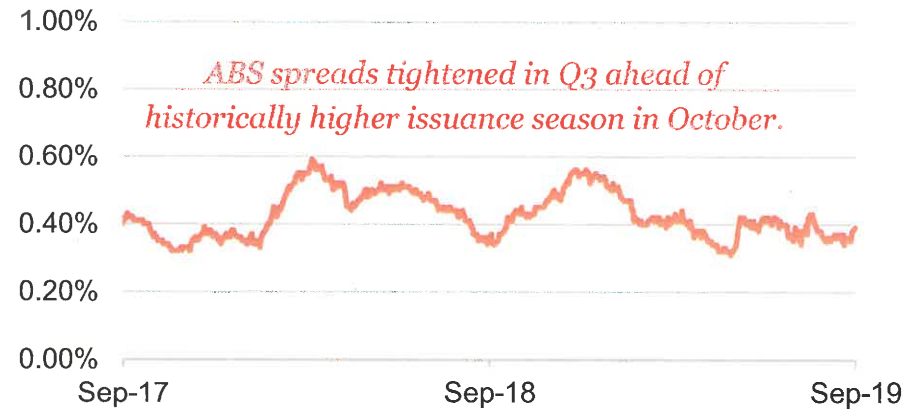
Source: Bloomberg, as of 9/30/19.

Yield Spreads Narrow Across All Spread Sectors

Federal Agency Yield Spreads



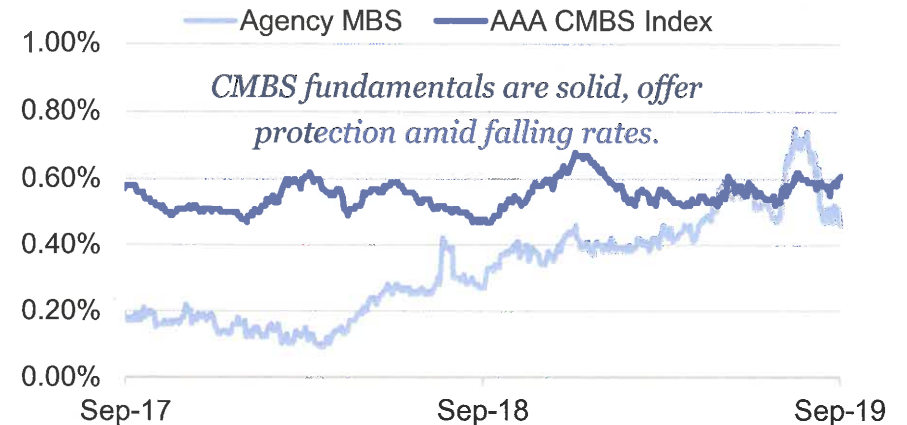
Auto Asset-Backed Securities Yield Spreads



Corporate Notes (1-5 yr A-AAA) Yield Spreads



Mortgage-Backed Securities Yield Spreads



Source: Bloomberg, MarketAxess, and PFM. Spreads on ABS and MBS are option-adjusted spreads of 0-5 year indices based on weighted average life; spreads on agencies are relative to comparable maturity Treasuries. ICE BofAML 1-5 year Indices. Data as of 9/30/19. CMBS refers to Commercial Mortgage-Backed Securities.

Investment Strategy & Portfolio Review

Sector Allocation & Compliance

- The portfolio is in compliance with the Agency's Investment Policy and California Government Code.

Security Type	Market Value as of 9/30/19	% of Portfolio	% Change vs. 6/30/19	Permitted by Policy	In Compliance
U.S. Treasury	\$49,048,918	51.9%	+1.3%	100%	✓
Federal Agency	\$23,582,373	25.0%	-1.5%	100%	✓
Municipal Obligations	\$0	-	-1.1%	10%	✓
Negotiable CDs	\$3,909,490	4.1%	-	30%	✓
Corporate Notes	\$17,888,439	18.9%	+2.4%	30%	✓
Commercial Paper	\$0	-	-1.1%	10%	✓
Securities Sub-Total	\$94,429,220	100.0%			
Accrued Interest	\$470,678				
Securities Total	\$94,899,898				

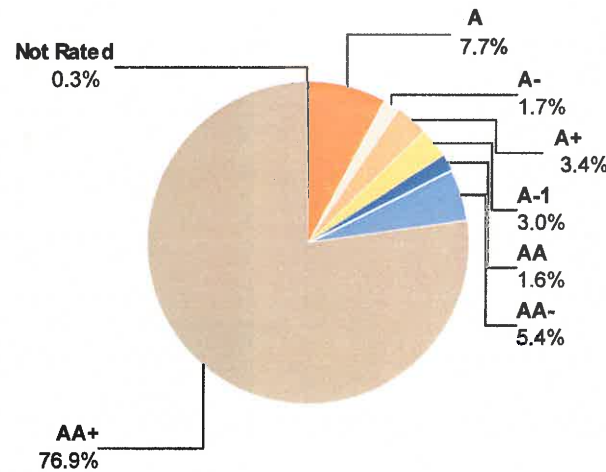
Market values, excluding accrued interest. Detail may not add to total due to rounding. Current investment policy as of February 2018.

Portfolio Statistics

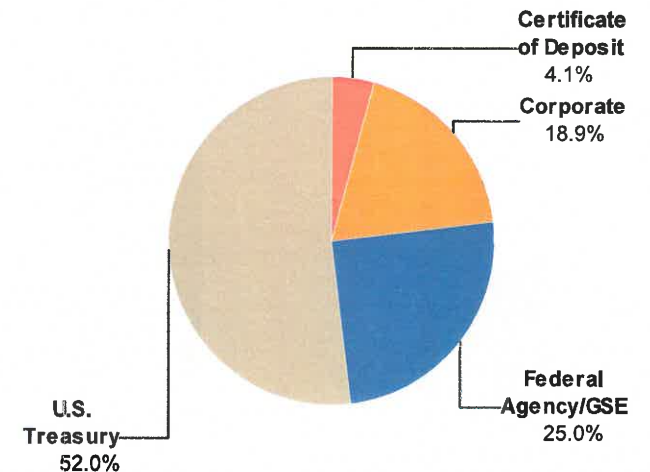
As of September 30, 2019

Par Value:	\$93,041,000
Total Market Value:	\$94,899,898
Security Market Value:	\$94,429,220
Accrued Interest:	\$470,678
Cash:	-
Amortized Cost:	\$92,302,166
Yield at Market:	1.74%
Yield at Cost:	2.65%
Effective Duration:	2.56 Years
Duration to Worst:	2.56 Years
Average Maturity:	2.68 Years
Average Credit: *	AA

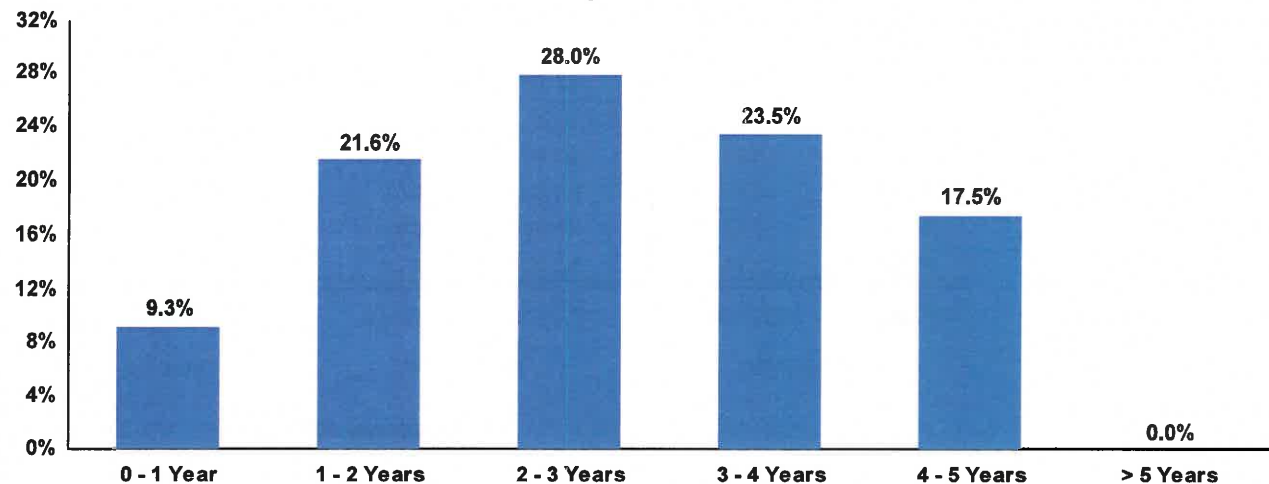
Credit Quality (S&P Ratings)**



Sector Allocation



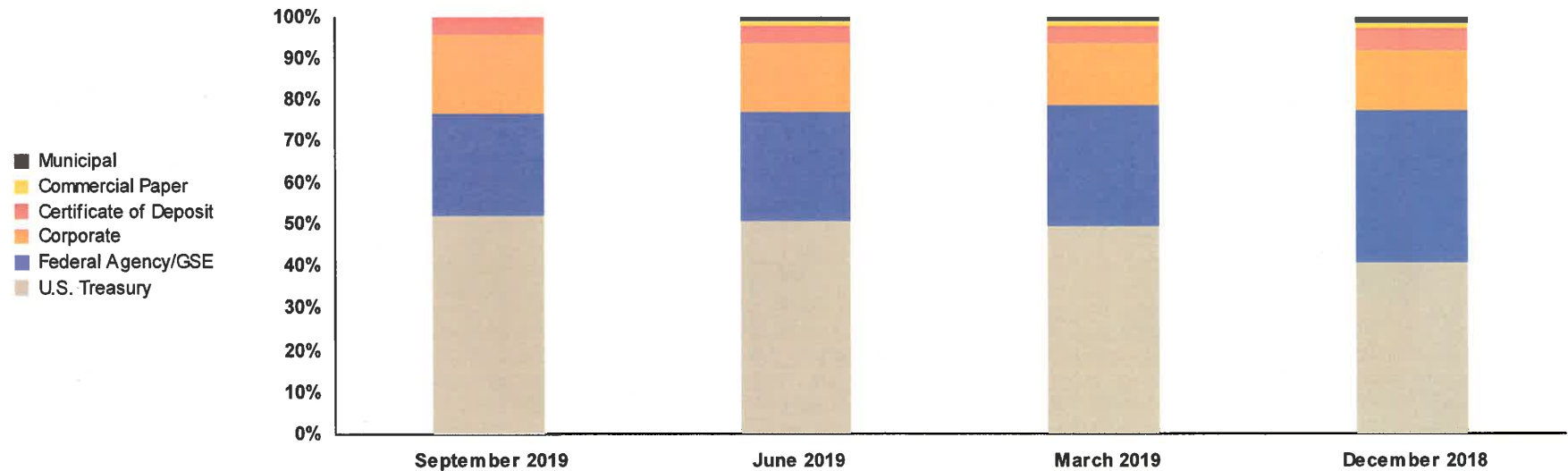
Maturity Distribution



*An average of each security's credit rating assigned a numeric value and adjusted for its relative weighting in the portfolio. **Securities held in the portfolio are in compliance with California Government Code and the Agency's Investment Policy dated February 2018.

Sector Allocation

Sector	September 30, 2019		June 30, 2019		March 31, 2019		December 31, 2018	
	MV (\$MM)	% of Total	MV (\$MM)	% of Total	MV (\$MM)	% of Total	MV (\$MM)	% of Total
U.S. Treasury	49.0	52.0%	47.3	50.7%	45.4	49.3%	33.6	41.1%
Federal Agency/GSE	23.6	25.0%	24.7	26.4%	27.1	29.5%	30.0	36.7%
Corporate	17.9	18.9%	15.4	16.5%	13.6	14.8%	11.8	14.5%
Certificate of Deposit	3.9	4.1%	3.9	4.2%	3.9	4.2%	4.3	5.3%
Commercial Paper	0.0	0.0%	1.0	1.1%	1.0	1.1%	1.0	1.2%
Municipal	0.0	0.0%	1.0	1.1%	1.0	1.1%	1.0	1.2%
Total	\$94.4	100.0%	\$93.3	100.0%	\$92.1	100.0%	\$81.7	100.0%

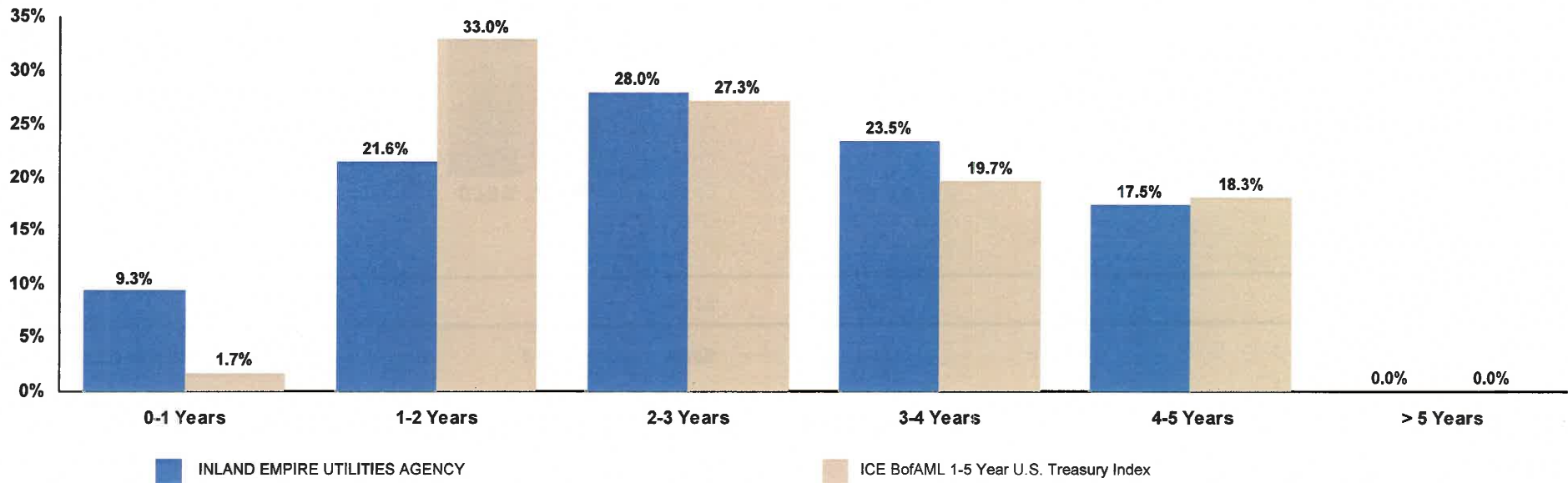


Detail may not add to total due to rounding.

Maturity Distribution

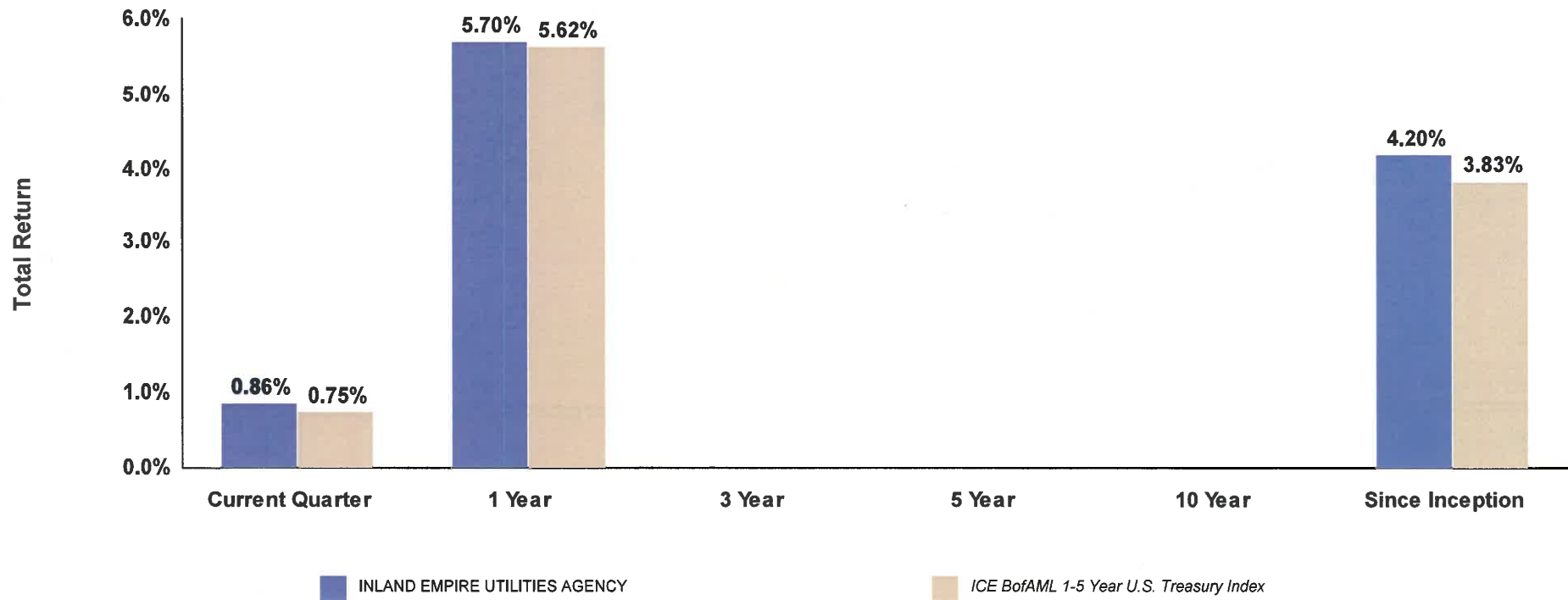
As of September 30, 2019

Portfolio/Benchmark	Yield at Market	Average Maturity	0-1 Years	1-2 Years	2-3 Years	3-4 Years	4-5 Years	>5 Years
INLAND EMPIRE UTILITIES AGENCY	1.74%	2.68 yrs	9.3%	21.6%	28.0%	23.5%	17.5%	0.0%
ICE BofAML 1-5 Year U.S. Treasury Index	1.64%	2.74 yrs	1.7%	33.0%	27.3%	19.7%	18.3%	0.0%



Portfolio Performance (Total Return)

Portfolio/Benchmark	Effective Duration	Current Quarter	Annualized Return				Since Inception (03/31/18)
			1 Year	3 Year	5 Year	10 Year	
INLAND EMPIRE UTILITIES AGENCY	2.56	0.86%	5.70%	-	-	-	4.20%
ICE BofAML 1-5 Year U.S. Treasury Index	2.56	0.75%	5.62%	-	-	-	3.83%
Difference		0.11%	0.08%	-	-	-	0.37%



Portfolio performance is gross of fees unless otherwise indicated.

Portfolio Earnings

Quarter-Ended September 30, 2019

	<u>Market Value Basis</u>	<u>Accrual (Amortized Cost) Basis</u>
Beginning Value (06/30/2019)	\$93,293,757.21	\$91,332,247.34
Net Purchases/Sales	\$878,250.06	\$878,250.06
Change in Value	\$257,212.26	\$91,668.47
Ending Value (09/30/2019)	\$94,429,219.53	\$92,302,165.87
Interest Earned	\$541,240.05	\$541,240.05
Portfolio Earnings	\$798,452.31	\$632,908.52

Fixed-Income Sector Outlook – October 2019

Sector	Our Investment Preferences	Comments
COMMERCIAL PAPER / CD		<ul style="list-style-type: none"> CP/negotiable CD spreads are near historic tights, though securities appear cheap relative to corporate notes.
TREASURIES		
T-Bill		<ul style="list-style-type: none"> Treasury bill supply is expected to increase by over \$100 billion during the fourth quarter.
T-Note		<ul style="list-style-type: none"> The Treasury yield curve remains inverted, providing little opportunity to benefit from roll-down.
FEDERAL AGENCIES		
Bullets		<ul style="list-style-type: none"> Federal agency spreads remain near historic tights. Treasuries continue to be attractive relative to agencies.
Callables		<ul style="list-style-type: none"> Callables have been underperforming duration-matched bullets as redemption activity has been elevated, especially in short lock-out structures.
SUPRANATIONALS		<ul style="list-style-type: none"> Spreads remain near historical tights; Treasuries have better value. There may be opportunities to sell at single-digit yield spreads before a possible demand-side technical decay into year-end.
CORPORATES		
Financials		<ul style="list-style-type: none"> Tighter credit spreads and a cloudy economic outlook have reduced the attractiveness of the corporate sector.
Industrials		<ul style="list-style-type: none"> Steady demand from foreign investors and a lower interest rate environment, supported by recent FOMC action, are both positives for the sector.
SECURITIZED		
Asset-Backed		<ul style="list-style-type: none"> The AAA-rated ABS sector offers a defensive outlet to credit exposure but has tightened to near multi-year tights.
Agency Mortgage-Backed		<ul style="list-style-type: none"> As interest rates have fallen and supply has increased, MBS spreads have widened significantly to a more historic norm. We view this as a buying opportunity.
Agency CMBS		<ul style="list-style-type: none"> Agency CMBS are an attractive alternative to other government sectors due to their incremental income potential.
MUNICIPALS		<ul style="list-style-type: none"> The low interest rate environment should spur refunding activity and increase taxable municipal supply.



Issuer Distribution

Issuer Distribution
As of September 30, 2019

Issuer	Market Value (\$)	% of Portfolio
UNITED STATES TREASURY	49,048,918	51.9%
FANNIE MAE	9,416,402	10.0%
FREDDIE MAC	8,116,845	8.6%
FEDERAL HOME LOAN BANKS	6,049,126	6.4%
THE BANK OF NEW YORK MELLON CORPORATION	2,860,154	3.0%
THE WALT DISNEY CORPORATION	1,757,565	1.9%
WAL-MART STORES INC	1,480,849	1.6%
ORACLE CORP	1,445,857	1.5%
BANK OF NOVA SCOTIA	1,422,074	1.5%
BANK OF MONTREAL	1,411,885	1.5%
PFIZER INC	1,309,129	1.4%
TOYOTA MOTOR CORP	1,218,828	1.3%
AMAZON.COM INC	950,337	1.0%
PACCAR FINANCIAL CORP	944,526	1.0%
ROYAL BANK OF CANADA	834,484	0.9%
VISA INC	833,449	0.9%
BURLINGTON NORTHERN SANTA FE	824,598	0.9%
AMERICAN EXPRESS CO	813,939	0.9%

Top 5 = 80.0%

Top 10 = 87.9%

Issuer	Market Value (\$)	% of Portfolio
BANK OF AMERICA CO	805,438	0.9%
AMERICAN HONDA FINANCE	796,053	0.8%
BOEING COMPANY	759,244	0.8%
UNITED PARCEL SERVICE INC	747,877	0.8%
HERSHEY COMPANY	340,596	0.4%
SYNCHRONY BANK	241,047	0.3%
Grand Total:	94,429,220	100.0%

Portfolio Transactions

Quarterly Portfolio Transactions

Tran. Type	Trade Date	Settle Date	Par (\$)	CUSIP	Security Description	Coupon	Maturity Date	Transact Amt (\$)	Yield	Realized G/L (BV)
BUY	7/1/19	7/3/19	1,485,000.00	912828XX3	US TREASURY N/B NOTES	2.00%	6/30/24	(1,500,556.18)	1.78%	
SELL	7/1/19	7/3/19	500,000.00	3136G3QE8	FNMA NOTE (EX-CALLABLE)	1.25%	8/26/19	499,872.36	2.30%	(770.00)
SELL	7/1/19	7/3/19	1,000,000.00	3130ADN32	FHLB NOTES	2.12%	2/11/20	1,008,281.94	2.14%	2,272.84
INTEREST	7/8/19	7/8/19	200,000.00	89236TFQ3	TOYOTA MOTOR CREDIT CORP CORP NOTES	3.05%	1/8/21	3,050.00		
INTEREST	7/11/19	7/11/19	1,000,000.00	89236TDP7	TOYOTA MOTOR CREDIT CORP BONDS	2.60%	1/11/22	13,000.00		
INTEREST	7/11/19	7/11/19	795,000.00	3135G0U92	FANNIE MAE NOTES	2.62%	1/11/22	10,434.38		
INTEREST	7/12/19	7/12/19	800,000.00	02665WBF7	AMERICAN HONDA FINANCE	1.65%	7/12/21	6,600.00		
INTEREST	7/15/19	7/15/19	2,195,000.00	912828J8	US TREASURY N/B	1.50%	7/15/20	16,462.50		
INTEREST	7/31/19	7/31/19	2,225,000.00	912828B58	US TREASURY NOTES	2.12%	1/31/21	23,640.63		
INTEREST	7/31/19	7/31/19	2,615,000.00	912828WY2	US TREASURY NOTES	2.25%	7/31/21	29,418.75		
INTEREST	7/31/19	7/31/19	1,260,000.00	912828S92	US TREASURY NOTES	1.25%	7/31/23	7,875.00		
INTEREST	7/31/19	7/31/19	1,040,000.00	912828P38	US TREASURY NOTES	1.75%	1/31/23	9,100.00		
BUY	8/1/19	8/9/19	1,000,000.00	912828N9	US TREASURY N/B	2.12%	7/31/24	(1,016,691.58)	1.78%	
INTEREST	8/5/19	8/5/19	680,000.00	3135G0V34	FANNIE MAE NOTES	2.50%	2/5/24	8,358.33		
INTEREST	8/5/19	8/5/19	1,400,000.00	06370REU9	BANK OF MONTREAL CHICAGO CERT DEPOS	3.19%	8/3/20	45,528.39		
INTEREST	8/7/19	8/7/19	1,400,000.00	06406RAA5	BANK OF NY MELLON CORP (CALLABLE) NOTES	2.60%	2/7/22	18,200.00		
MATURITY	8/9/19	8/9/19	1,020,000.00	46640QV99	JP MORGAN SECURITIES LLC COMM PAPER	0.00%	8/9/19	1,020,000.00		0.00
INTEREST	8/11/19	8/11/19	1,000,000.00	3130ADN32	FHLB NOTES	2.12%	2/11/20	10,625.00		
INTEREST	8/13/19	8/13/19	190,000.00	3130AFW94	FHLB BONDS	2.50%	2/13/24	2,348.61		
INTEREST	8/15/19	8/15/19	1,420,000.00	68389XBR5	ORACLE CORP NOTES	2.62%	2/15/23	18,637.50		

INLAND EMPIRE UTILITIES AGENCY

Portfolio Activity

Tran. Type	Trade Date	Settle Date	Par (\$)	CUSIP	Security Description	Coupon	Maturity Date	Transact Amt (\$)	Yield	Realized G/L (BV)
INTEREST	8/15/19	8/15/19	680,000.00	097023AD7	BOEING CO CORP NOTES	8.75%	8/15/21	29,750.00		
INTEREST	8/15/19	8/15/19	1,900,000.00	9128283X6	US TREASURY N/B NOTES	2.25%	2/15/21	21,375.00		
INTEREST	8/16/19	8/16/19	2,550,000.00	3137EAEL9	FREDDIE MAC NOTES	2.37%	2/16/21	30,281.25		
INTEREST	8/16/19	8/16/19	2,500,000.00	3137EAEL9	FREDDIE MAC NOTES	2.37%	2/16/21	29,687.50		
BUY	8/19/19	8/26/19	1,520,000.00	3134GT3M3	FREDDIE MAC NOTES	2.05%	8/26/22	(1,520,000.00)	2.05%	
INTEREST	8/22/19	8/22/19	935,000.00	023135AW6	AMAZON.COM INC BONDS	2.40%	2/22/23	11,220.00		
INTEREST	8/23/19	8/23/19	1,520,000.00	3130AGGK5	FHLB BONDS (CALLED OMD 05/23/2022)	2.65%	8/23/19	10,070.00		
MATURITY	8/23/19	8/23/19	1,520,000.00	3130AGGK5	FHLB BONDS (CALLED OMD 05/23/2022)	2.65%	8/23/19	1,520,000.00		0.00
INTEREST	8/31/19	8/31/19	1,275,000.00	912828P79	US TREASURY NOTES	1.50%	2/28/23	9,562.50		
INTEREST	8/31/19	8/31/19	305,000.00	912828P79	US TREASURY NOTES	1.50%	2/28/23	2,287.50		
INTEREST	9/1/19	9/1/19	1,000,000.00	79730WBG4	UNIV OF CAL TXBL REV BONDS	1.62%	9/1/19	8,125.00		
MATURITY	9/1/19	9/1/19	1,000,000.00	79730WBG4	UNIV OF CAL TXBL REV BONDS	1.62%	9/1/19	1,000,000.00		0.00
INTEREST	9/3/19	9/3/19	800,000.00	0258M0EG0	AMERICAN EXPRESS CREDIT (CALLABLE) NOTES	2.70%	3/3/22	10,800.00		
BUY	9/3/19	9/5/19	1,425,000.00	931142EL3	WALMART INC CORPORATE NOTES	2.85%	7/8/24	(1,501,625.81)	1.78%	
SELL	9/3/19	9/5/19	500,000.00	3130ADN32	FHLB NOTES	2.12%	2/11/20	501,168.33	1.91%	1,310.84
BUY	9/3/19	9/6/19	940,000.00	254687FK7	WALT DISNEY COMPANY/THE	1.75%	8/30/24	(936,164.80)	1.84%	
SELL	9/3/19	9/6/19	910,000.00	912828XX3	US TREASURY N/B NOTES	2.00%	6/30/24	940,272.02	1.36%	17,843.34
INTEREST	9/4/19	9/4/19	815,000.00	25468PDQ6	WALT DISNEY COMPANY CORP NOTES	2.45%	3/4/22	9,983.75		
BUY	9/5/19	9/6/19	890,000.00	3135G0W33	FANNIE MAE NOTES	1.37%	9/6/22	(886,902.80)	1.49%	
INTEREST	9/12/19	9/12/19	855,000.00	3135G0U43	FANNIE MAE NOTES	2.87%	9/12/23	12,290.63		
INTEREST	9/12/19	9/12/19	1,820,000.00	3135G0U43	FANNIE MAE NOTES	2.87%	9/12/23	26,162.50		
INTEREST	9/15/19	9/15/19	1,260,000.00	717081ES8	PFIZER INC CORP NOTES	2.95%	3/15/24	18,998.00		

INLAND EMPIRE UTILITIES AGENCY

Portfolio Activity

Tran. Type	Trade Date	Settle Date	Par (\$)	CUSIP	Security Description	Coupon	Maturity Date	Transact Amt (\$)	Yield	Realized G/L (BV)
INTEREST	9/15/19	9/15/19	800,000.00	12189LAM3	BURLINGTN NORTH SANTA FE CORP NOTES	3.00%	3/15/23	12,000.00		
INTEREST	9/15/19	9/15/19	825,000.00	92826CAG7	VISA INC (CALLABLE) NOTE	2.15%	9/15/22	8,868.75		
INTEREST	9/30/19	9/30/19	1,235,000.00	912828Q29	US TREASURY NOTES	1.50%	3/31/23	9,262.50		
INTEREST	9/30/19	9/30/19	2,500,000.00	3130ADUJ9	FEDERAL HOME LOAN BANKS NOTES	2.37%	3/30/20	29,687.50		
INTEREST	9/30/19	9/30/19	3,070,000.00	912828W89	US TREASURY NOTES	1.87%	3/31/22	28,781.25		
INTEREST	9/30/19	9/30/19	650,000.00	9128285D8	UNITED STATES TREASURY NOTES	2.87%	9/30/23	9,343.75		
INTEREST	9/30/19	9/30/19	2,065,000.00	912828L57	US TREASURY NOTES	1.75%	9/30/22	18,068.75		
INTEREST	9/30/19	9/30/19	2,500,000.00	912828W89	US TREASURY NOTES	1.87%	3/31/22	23,437.50		
INTEREST	9/30/19	9/30/19	3,790,000.00	912828W89	US TREASURY NOTES	1.87%	3/31/22	35,531.25		
TOTALS								(243,492.55)		20,657.02

Portfolio Holdings

Managed Account Detail of Securities Held

Security Type/Description Dated Date/Coupon/Maturity	CUSIP	Par	S&P Rating	Moody's Rating	Trade Date	Settle Date	Original Cost	YTM at Cost	Accrued Interest	Amortized Cost	Market Value
U.S. Treasury Bond / Note											
US TREASURY N/B DTD 07/17/2017 1.500% 07/15/2020	912828J8	2,195,000.00	AA+	Aaa	4/17/2018	4/18/2018	2,149,127.93	2.46	6,978.67	2,178,620.87	2,188,827.66
US TREASURY NOTES DTD 01/31/2014 2.125% 01/31/2021	912828B58	2,225,000.00	AA+	Aaa	4/17/2018	4/18/2018	2,201,011.72	2.53	7,965.86	2,213,354.64	2,235,168.25
US TREASURY N/B NOTES DTD 02/15/2018 2.250% 02/15/2021	9128283X6	1,900,000.00	AA+	Aaa	1/23/2019	1/24/2019	1,886,937.50	2.59	5,459.92	1,891,234.14	1,912,393.70
US TREASURY NOTES DTD 06/30/2014 2.125% 06/30/2021	912828WR7	2,781,000.00	AA+	Aaa	3/14/2019	3/15/2019	2,761,120.20	2.45	14,934.65	2,765,807.81	2,801,640.58
US TREASURY NOTES DTD 07/31/2014 2.250% 07/31/2021	912828WY2	2,615,000.00	AA+	Aaa	4/16/2018	4/17/2018	2,588,543.55	2.57	9,912.84	2,600,029.75	2,641,455.96
US TREASURY NOTES DTD 10/31/2014 2.000% 10/31/2021	912828F96	580,000.00	AA+	Aaa	7/16/2018	7/17/2018	567,425.78	2.69	4,854.35	571,919.67	584,055.36
US TREASURY NOTES DTD 11/30/2016 1.750% 11/30/2021	912828U65	2,555,000.00	AA+	Aaa	4/16/2018	4/17/2018	2,480,346.09	2.60	15,026.33	2,509,578.44	2,560,689.99
US TREASURY NOTES DTD 03/31/2017 1.875% 03/31/2022	912828W89	3,070,000.00	AA+	Aaa	8/1/2018	8/3/2018	2,969,265.63	2.82	157.27	3,000,156.98	3,090,866.79
US TREASURY NOTES DTD 03/31/2017 1.875% 03/31/2022	912828W89	3,790,000.00	AA+	Aaa	9/4/2018	9/6/2018	3,678,224.61	2.75	194.16	3,710,600.64	3,815,760.63
US TREASURY NOTES DTD 03/31/2017 1.875% 03/31/2022	912828W89	2,500,000.00	AA+	Aaa	4/24/2018	4/25/2018	2,418,750.00	2.75	128.07	2,447,398.83	2,516,992.50
US TREASURY NOTES DTD 05/01/2017 1.875% 04/30/2022	912828X47	1,605,000.00	AA+	Aaa	4/16/2018	4/17/2018	1,558,480.08	2.64	12,593.58	1,574,689.56	1,615,846.59
US TREASURY NOTES DTD 06/30/2017 1.750% 06/30/2022	912828XW5	1,300,000.00	AA+	Aaa	7/2/2018	7/5/2018	1,252,570.31	2.72	5,749.32	1,266,780.87	1,305,687.50
US TREASURY NOTES DTD 09/30/2015 1.750% 09/30/2022	912828L57	2,065,000.00	AA+	Aaa	6/4/2018	6/6/2018	1,980,706.05	2.76	98.74	2,005,445.17	2,075,244.47
US TREASURY N/B NOTES DTD 10/31/2017 2.000% 10/31/2022	9128283C2	1,600,000.00	AA+	Aaa	5/2/2018	5/4/2018	1,546,625.00	2.80	13,391.30	1,562,658.14	1,619,688.00
US TREASURY NOTES DTD 02/01/2016 1.750% 01/31/2023	912828P38	1,040,000.00	AA+	Aaa	10/2/2018	10/4/2018	990,356.25	2.93	3,066.30	1,001,220.10	1,045,483.92

Managed Account Detail of Securities Held

Security Type/Description Dated Date/Coupon/Maturity	CUSIP	Par	S&P Rating	Moody's Rating	Trade Date	Settle Date	Original Cost	YTM at Cost	Accrued Interest	Amortized Cost	Market Value
U.S. Treasury Bond / Note											
US TREASURY NOTES DTD 02/29/2016 1.500% 02/28/2023	912828P79	305,000.00	AA+	Aaa	4/16/2018	4/17/2018	288,534.77	2.69	389.63	293,234.85	304,201.82
US TREASURY NOTES DTD 02/29/2016 1.500% 02/28/2023	912828P79	1,275,000.00	AA+	Aaa	7/2/2018	7/5/2018	1,206,269.53	2.74	1,628.78	1,223,754.01	1,271,663.33
US TREASURY NOTES DTD 03/31/2016 1.500% 03/31/2023	912828Q29	1,235,000.00	AA+	Aaa	2/8/2019	2/12/2019	1,189,507.62	2.44	50.61	1,196,186.27	1,232,153.33
US TREASURY NOTES DTD 06/30/2016 1.375% 06/30/2023	912828S35	2,000,000.00	AA+	Aaa	1/23/2019	1/24/2019	1,899,453.13	2.58	6,949.73	1,914,307.34	1,985,390.00
US TREASURY NOTES DTD 08/01/2016 1.250% 07/31/2023	912828S92	1,260,000.00	AA+	Aaa	2/8/2019	2/12/2019	1,196,950.78	2.44	2,653.53	1,205,519.07	1,244,791.80
UNITED STATES TREASURY NOTES DTD 10/01/2018 2.875% 09/30/2023	9128285D8	650,000.00	AA+	Aaa	5/1/2019	5/3/2019	667,087.89	2.25	51.06	665,566.54	682,652.10
US TREASURY NOTES DTD 11/15/2013 2.750% 11/15/2023	912828WE6	3,450,000.00	AA+	Aaa	3/6/2019	3/8/2019	3,484,904.30	2.52	35,835.94	3,480,964.92	3,611,180.55
US TREASURY NOTES DTD 11/30/2016 2.125% 11/30/2023	912828U57	2,525,000.00	AA+	Aaa	1/7/2019	1/9/2019	2,479,826.17	2.52	18,032.02	2,486,221.05	2,580,628.28
US TREASURY N/B DTD 12/31/2018 2.625% 12/31/2023	9128285U0	120,000.00	AA+	Aaa	1/30/2019	1/31/2019	120,356.25	2.56	796.06	120,311.65	125,175.00
US TREASURY N/B NOTES DTD 05/01/2017 2.000% 04/30/2024	912828X70	2,345,000.00	AA+	Aaa	6/3/2019	6/4/2019	2,355,534.18	1.90	19,626.63	2,354,881.48	2,389,608.94
US TREASURY N/B NOTES DTD 06/30/2017 2.000% 06/30/2024	912828XX3	575,000.00	AA+	Aaa	7/1/2019	7/3/2019	580,929.69	1.78	2,906.25	580,650.82	586,163.05
US TREASURY N/B DTD 07/31/2017 2.125% 07/31/2024	9128282N9	1,000,000.00	AA+	Aaa	8/1/2019	8/9/2019	1,016,171.88	1.78	3,580.16	1,015,722.85	1,025,508.00
Security Type Sub-Total		48,561,000.00					47,515,016.89	2.56	193,011.76	47,836,816.46	49,048,918.10
Federal Agency Bond / Note											
FHLB NOTES DTD 02/09/2018 2.125% 02/11/2020	3130ADN32	500,000.00	AA+	Aaa	4/24/2018	4/25/2018	496,525.00	2.52	1,475.69	499,290.96	500,362.00

Managed Account Detail of Securities Held

Security Type/Description Dated Date/Coupon/Maturity	CUSIP	Par	S&P Rating	Moody's Rating	Trade Date	Settle Date	Original Cost	YTM at Cost	Accrued Interest	Amortized Cost	Market Value
Federal Agency Bond / Note											
FEDERAL HOME LOAN BANKS NOTES DTD 03/16/2018 2.375% 03/30/2020	3130ADUJ9	2,500,000.00	AA+	Aaa	4/17/2018	4/18/2018	2,495,600.00	2.47	164.93	2,498,862.28	2,506,295.00
FREDDIE MAC NOTES DTD 02/16/2018 2.375% 02/16/2021	3137EAEL9	2,550,000.00	AA+	Aaa	4/24/2018	4/25/2018	2,527,993.50	2.70	7,570.31	2,539,047.34	2,570,616.75
FREDDIE MAC NOTES DTD 02/16/2018 2.375% 02/16/2021	3137EAEL9	2,500,000.00	AA+	Aaa	4/16/2018	4/17/2018	2,485,350.00	2.59	7,421.88	2,492,774.43	2,520,212.50
FANNIE MAE NOTES DTD 04/13/2018 2.500% 04/13/2021	3135G0U27	2,510,000.00	AA+	Aaa	4/16/2018	4/17/2018	2,502,670.80	2.60	29,283.33	2,506,172.12	2,539,901.63
FEDERAL HOME LOAN BANKS NOTES DTD 10/12/2018 3.000% 10/12/2021	3130AF5B9	1,865,000.00	AA+	Aaa	1/23/2019	1/24/2019	1,882,717.50	2.63	26,265.42	1,878,393.74	1,914,437.42
FANNIE MAE NOTES DTD 01/11/2019 2.625% 01/11/2022	3135G0U92	795,000.00	AA+	Aaa	1/9/2019	1/11/2019	794,427.60	2.65	4,637.50	794,561.45	811,982.79
FREDDIE MAC NOTES DTD 08/26/2019 2.050% 08/26/2022	3134GT3M3	1,520,000.00	AA+	Aaa	8/19/2019	8/26/2019	1,520,000.00	2.05	3,029.44	1,520,000.00	1,517,394.72
FANNIE MAE NOTES DTD 09/06/2019 1.375% 09/06/2022	3135G0W33	890,000.00	AA+	Aaa	9/5/2019	9/6/2019	886,902.80	1.49	849.83	886,973.16	883,686.34
FANNIE MAE AGENCY NOTES DTD 10/06/2017 2.000% 10/05/2022	3135G0T78	1,655,000.00	AA+	Aaa	4/16/2018	4/17/2018	1,603,678.45	2.74	16,182.22	1,619,727.51	1,671,809.84
FREDDIE MAC NOTES DTD 06/11/2018 2.750% 06/19/2023	3137EAEN5	1,450,000.00	AA+	Aaa	7/2/2018	7/5/2018	1,444,461.00	2.83	11,297.92	1,445,783.79	1,508,620.60
FANNIE MAE NOTES DTD 09/14/2018 2.875% 09/12/2023	3135G0U43	1,820,000.00	AA+	Aaa	11/1/2018	11/5/2018	1,803,274.20	3.08	2,761.60	1,806,242.86	1,907,349.08
FANNIE MAE NOTES DTD 09/14/2018 2.875% 09/12/2023	3135G0U43	855,000.00	AA+	Aaa	12/3/2018	12/6/2018	853,272.90	2.92	1,297.34	853,570.88	896,034.87
FEDERAL HOME LOAN BANKS NOTES DTD 12/09/2013 3.375% 12/08/2023	3130A0F70	870,000.00	AA+	Aaa	1/30/2019	1/31/2019	895,642.28	2.72	9,216.56	892,329.69	930,833.01
FANNIE MAE NOTES DTD 02/08/2019 2.500% 02/05/2024	3135G0V34	680,000.00	AA+	Aaa	2/7/2019	2/8/2019	677,470.40	2.58	2,644.44	677,779.98	705,637.36
FHLB BONDS DTD 02/15/2019 2.500% 02/13/2024	3130AFW94	190,000.00	AA+	Aaa	2/14/2019	2/15/2019	189,327.40	2.58	633.33	189,407.23	197,198.91

Managed Account Detail of Securities Held

Security Type/Description Dated Date/Coupon/Maturity	CUSIP	Par	S&P Rating	Moody's Rating	Trade Date	Settle Date	Original Cost	YTM at Cost	Accrued Interest	Amortized Cost	Market Value
Security Type Sub-Total		23,150,000.00					23,059,313.83	2.60	124,731.74	23,100,917.42	23,582,372.82
Corporate Note											
UNITED PARCEL SERVICE CORP NOTES DTD 12/20/1989 8.375% 04/01/2020	911308AA2	725,000.00	A	A2	4/16/2018	4/18/2018	802,045.75	2.75	30,359.38	745,124.49	747,877.38
TOYOTA MOTOR CREDIT CORP CORP NOTES DTD 01/08/2019 3.050% 01/08/2021	89236TFQ3	200,000.00	AA-	Aa3	1/3/2019	1/8/2019	199,880.00	3.08	1,406.39	199,923.04	203,003.40
HERSHEY COMPANY CORP NOTES DTD 05/10/2018 3.100% 05/15/2021	427866BA5	335,000.00	A	A1	5/3/2018	5/10/2018	334,768.85	3.12	3,923.22	334,872.36	340,596.18
AMERICAN HONDA FINANCE DTD 07/12/2016 1.650% 07/12/2021	02665WBF7	800,000.00	A	A2	4/16/2018	4/18/2018	767,016.00	3.00	2,896.67	781,460.53	796,052.80
BOEING CO CORP NOTES DTD 08/15/1991 8.750% 08/15/2021	097023AD7	680,000.00	A	A2	4/16/2018	4/18/2018	805,677.60	2.88	7,602.78	752,234.20	759,243.80
TOYOTA MOTOR CREDIT CORP BONDS DTD 01/09/2017 2.600% 01/11/2022	89236TDP7	1,000,000.00	AA-	Aa3	4/25/2018	4/27/2018	978,790.00	3.21	5,777.78	986,688.61	1,015,825.00
BANK OF NY MELLON CORP (CALLABLE) NOTES DTD 02/07/2017 2.600% 02/07/2022	06406RAA5	1,400,000.00	A	A1	4/16/2018	4/18/2018	1,371,048.00	3.18	5,460.00	1,381,728.33	1,419,735.80
AMERICAN EXPRESS CREDIT (CALLABLE) NOTES DTD 03/03/2017 2.700% 03/03/2022	0258M0EG0	800,000.00	A-	A2	4/16/2018	4/18/2018	785,488.00	3.20	1,680.00	790,732.78	813,939.20
WALT DISNEY COMPANY CORP NOTES DTD 03/06/2017 2.450% 03/04/2022	25468PDQ6	815,000.00	A	A2	4/16/2018	4/18/2018	798,691.85	3.00	1,497.56	804,592.82	826,827.28
PACCAR FINANCIAL CORP CORP NOTES DTD 05/10/2019 2.650% 05/10/2022	69371RP83	930,000.00	A+	A1	5/3/2019	5/10/2019	929,497.80	2.67	9,652.63	929,561.21	944,525.67
VISA INC (CALLABLE) NOTE DTD 09/11/2017 2.150% 09/15/2022	92826CAG7	825,000.00	AA-	Aa3	4/16/2018	4/18/2018	795,407.25	3.03	788.33	804,739.14	833,448.83

Managed Account Detail of Securities Held

Security Type/Description Dated Date/Coupon/Maturity	CUSIP	Par	S&P Rating	Moody's Rating	Trade Date	Settle Date	Original Cost	YTM at Cost	Accrued Interest	Amortized Cost	Market Value
Corporate Note											
BANK OF AMERICA CORP NOTE DTD 10/21/2016 2.503% 10/21/2022	06051GFZ7	800,000.00	A-	A2	4/16/2018	4/18/2018	769,264.00	3.43	8,899.56	778,662.46	805,438.40
ORACLE CORP NOTES DTD 11/09/2017 2.625% 02/15/2023	68389XBR5	1,420,000.00	A+	A1	4/17/2018	4/19/2018	1,389,001.40	3.11	4,762.92	1,397,869.70	1,445,856.78
AMAZON.COM INC BONDS DTD 06/06/2018 2.400% 02/22/2023	023135AW6	935,000.00	AA-	A3	4/11/2019	4/15/2019	925,995.95	2.66	2,431.00	927,040.76	950,336.81
BURLINGTN NORTH SANTA FE CORP NOTES DTD 03/12/2013 3.000% 03/15/2023	12189LAM3	800,000.00	A+	A3	4/16/2018	4/18/2018	790,800.00	3.26	1,066.67	793,383.85	824,598.40
BANK OF NY MELLON CORP DTD 04/30/2018 3.500% 04/28/2023	06406RAG2	1,375,000.00	A	A1	1/22/2019	1/24/2019	1,387,595.00	3.27	20,453.13	1,385,722.40	1,440,418.38
PFIZER INC CORP NOTES DTD 03/11/2019 2.950% 03/15/2024	717081ES8	1,260,000.00	AA-	A1	4/2/2019	4/4/2019	1,276,392.60	2.67	1,652.00	1,274,872.02	1,309,128.66
WALMART INC CORPORATE NOTES DTD 04/23/2019 2.850% 07/08/2024	931142EL3	1,425,000.00	AA	Aa2	9/3/2019	9/5/2019	1,495,195.50	1.78	9,363.44	1,494,193.55	1,480,848.60
WALT DISNEY COMPANY/THE DTD 09/06/2019 1.750% 08/30/2024	254687FK7	940,000.00	A	A2	9/3/2019	9/6/2019	936,164.80	1.84	1,142.36	936,215.92	930,737.24
Security Type Sub-Total		17,465,000.00					17,538,720.35	2.86	120,815.82	17,499,618.17	17,888,438.61
Certificate of Deposit											
BANK OF NOVA SCOTIA HOUSTON CD DTD 06/07/2018 3.080% 06/05/2020	06417GU22	1,410,000.00	A-1	P-1	6/5/2018	6/7/2018	1,409,464.20	3.10	13,993.47	1,409,813.82	1,422,073.83
BANK OF MONTREAL CHICAGO CERT DEPOS DTD 08/03/2018 3.190% 08/03/2020	06370REU9	1,400,000.00	A-1	P-1	8/1/2018	8/3/2018	1,400,000.00	3.23	7,071.17	1,400,000.00	1,411,884.60
SYNCHRONY BANK CERT DEPOS DTD 10/02/2015 2.250% 10/02/2020	87164WKQ0	240,000.00	NR	NR	10/2/2015	10/2/2015	240,000.00	2.25	2,692.60	240,000.00	241,047.36
ROYAL BANK OF CANADA NY CD DTD 06/08/2018 3.240% 06/07/2021	78012UEE1	815,000.00	AA-	Aa2	6/7/2018	6/8/2018	815,000.00	3.24	8,361.90	815,000.00	834,484.21

Managed Account Detail of Securities Held

Security Type/Description Dated Date/Coupon/Maturity	CUSIP	Par	S&P Rating	Moody's Rating	Trade Date	Settle Date	Original Cost	YTM at Cost	Accrued Interest	Amortized Cost	Market Value
Security Type Sub-Total		3,865,000.00					3,864,464.20	3.12	32,119.14	3,864,813.82	3,909,490.00
Managed Account Sub Total		93,041,000.00					91,977,515.27	2.65	470,678.46	92,302,165.87	94,429,219.53
Securities Sub-Total		\$93,041,000.00					\$91,977,515.27	2.65%	\$470,678.46	\$92,302,165.87	\$94,429,219.53
Accrued Interest											\$470,678.46
Total Investments											\$94,899,897.99

Bolded items are forward settling trades.

IMPORTANT DISCLOSURES

This material is based on information obtained from sources generally believed to be reliable and available to the public; however, PFM Asset Management LLC cannot guarantee its accuracy, completeness or suitability. This material is for general information purposes only and is not intended to provide specific advice or a specific recommendation. All statements as to what will or may happen under certain circumstances are based on assumptions, some, but not all of which, are noted in the presentation. Assumptions may or may not be proven correct as actual events occur, and results may depend on events outside of your or our control. Changes in assumptions may have a material effect on results. Past performance does not necessarily reflect and is not a guaranty of future results. The information contained in this presentation is not an offer to purchase or sell any securities.

- Market values that include accrued interest are derived from closing bid prices as of the last business day of the month as supplied by Interactive Data, Bloomberg, or Telerate. Where prices are not available from generally recognized sources, the securities are priced using a yield based matrix system to arrive at an estimated market value.
- In accordance with generally accepted accounting principles, information is presented on a trade date basis; forward settling purchases are included in the monthly balances, and forward settling sales are excluded.
- Performance is presented in accordance with the CFA Institute's Global Investment Performance Standards (GIPS). Unless otherwise noted, performance is shown gross of fees. Quarterly returns are presented on an unannualized basis. Returns for periods greater than one year are presented on an annualized basis. Past performance is not indicative of future returns.
- Bank of America/Merrill Lynch Indices provided by Bloomberg Financial Markets.
- Money market fund/cash balances are included in performance and duration computations.
- Standard & Poor's is the source of the credit ratings. Distribution of credit rating is exclusive of money market fund/LGIP holdings.
- Callable securities in the portfolio are included in the maturity distribution analysis to their stated maturity date, although, they may be called prior to maturity.
- MBS maturities are represented by expected average life.

GLOSSARY

- **ACCRUED INTEREST:** Interest that is due on a bond or other fixed income security since the last interest payment was made.
- **AGENCIES:** Federal agency securities and/or Government-sponsored enterprises.
- **AMORTIZED COST:** The original cost of the principal of the security is adjusted for the amount of the periodic reduction of any discount or premium from the purchase date until the date of the report. Discount or premium with respect to short-term securities (those with less than one year to maturity at time of issuance) is amortized on a straight line basis. Such discount or premium with respect to longer-term securities is amortized using the constant yield basis.
- **BANKERS' ACCEPTANCE:** A draft or bill or exchange accepted by a bank or trust company. The accepting institution guarantees payment of the bill as well as the insurer.
- **COMMERCIAL PAPER:** An unsecured obligation issued by a corporation or bank to finance its short-term credit needs, such as accounts receivable and inventory.
- **CONTRIBUTION TO DURATION:** Represents each sector or maturity range's relative contribution to the overall duration of the portfolio measured as a percentage weighting. Since duration is a key measure of interest rate sensitivity, the contribution to duration measures the relative amount or contribution of that sector or maturity range to the total rate sensitivity of the portfolio.
- **DURATION TO WORST:** A measure of the sensitivity of a security's price to a change in interest rates, stated in years, computed from cash flows to the maturity date or to the put date, whichever results in the highest yield to the investor.
- **EFFECTIVE DURATION:** A measure of the sensitivity of a security's price to a change in interest rates, stated in years.
- **EFFECTIVE YIELD:** The total yield an investor receives in relation to the nominal yield or coupon of a bond. Effective yield takes into account the power of compounding on investment returns, while nominal yield does not.
- **FDIC:** Federal Deposit Insurance Corporation. A federal agency that insures bank deposits to a specified amount.
- **INTEREST RATE:** Interest per year divided by principal amount and expressed as a percentage.
- **MARKET VALUE:** The value that would be received or paid for an investment in an orderly transaction between market participants at the measurement date.
- **MATURITY:** The date upon which the principal or stated value of an investment becomes due and payable.
- **NEGOTIABLE CERTIFICATES OF DEPOSIT:** A CD with a very large denomination, usually \$1 million or more, that can be traded in secondary markets.
- **PAR VALUE:** The nominal dollar face amount of a security.

GLOSSARY

- **PASS THROUGH SECURITY:** A security representing pooled debt obligations that passes income from debtors to its shareholders. The most common type is the mortgage-backed security.
- **REPURCHASE AGREEMENTS:** A holder of securities sells these securities to an investor with an agreement to repurchase them at a fixed price on a fixed date.
- **SETTLE DATE:** The date on which the transaction is settled and monies/securities are exchanged. If the settle date of the transaction (i.e., coupon payments and maturity proceeds) occurs on a non-business day, the funds are exchanged on the next business day.
- **TRADE DATE:** The date on which the transaction occurred; however, the final consummation of the security transaction and payment has not yet taken place.
- **UNSETTLED TRADE:** A trade which has been executed; however, the final consummation of the security transaction and payment has not yet taken place.
- **U.S. TREASURY:** The department of the U.S. government that issues Treasury securities.
- **YIELD:** The rate of return based on the current market value, the annual interest receipts, maturity value, and the time period remaining until maturity, stated as a percentage on an annualized basis.
- **YTM AT COST:** The yield to maturity at cost is the expected rate of return based on the original cost, the annual interest receipts, maturity value, and the time period from purchase date to maturity, stated as a percentage on an annualized basis.
- **YTM AT MARKET:** The yield to maturity at market is the rate of return based on the current market value, the annual interest receipts, maturity value, and the time period remaining until maturity, stated as a percentage on an annualized basis.

**CONSENT
ITEM
2A**



**MINUTES
FINANCE AND ADMINISTRATION
COMMITTEE MEETING
INLAND EMPIRE UTILITIES AGENCY*
AGENCY HEADQUARTERS, CHINO, CA**

**WEDNESDAY, SEPTEMBER 11, 2019
10:30 A.M.**

COMMITTEE MEMBERS PRESENT

Jasmin A. Hall, Chair
Paul Hofer

COMMITTEE MEMBERS ABSENT

None

STAFF PRESENT

Shivaji Deshmukh, General Manager
Kathy Besser, Executive Manager of External Affairs & Policy Development/AGM
Randy Lee, Executive Manager of Operations/AGM
Shaun Stone, Acting Executive Manager of Engineering/AGM
Christina Valencia, Executive Manager of Finance & Administration/AGM
Javier Chagoyen-Lazaro, Manager of Finance & Accounting
Laura Mantilla, Executive Assistant
Craig Proctor, Source Control/Environmental Resources Supervisor
Daniel Solorzano, Technology Specialist I
Travis Sprague, Senior Associate Engineer
Wilson To, Technology Specialist II
Teresa Velarde, Manager of Internal Audit
April Woodruff, Board Secretary/Office Manager

OTHERS PRESENT

None

The meeting was called to order at 10:36 a.m. There were no public comments received or additions to the agenda.

CONSENT CALENDAR ITEMS

The Committee:

- ◆ Approved the Finance and Administration Committee meeting minutes of August 14, 2019.
- ◆ Recommended that the Committee/Board approve the total disbursements for the month of July 2019, in the amount of \$17,010,691.72.

ACTON ITEMS:
The Committee:

◆ Recommended that the Board:

1. Approve the carry forward of open encumbrances and non-encumbered commitments related to budgets from FY 2018/19 to FY 2019/20 and amend the budget in the amount of \$23,335,061; and
2. Approve an amendment to the FY 2019/20 budget for grant receipts in the amount of \$8,227,786;

as an Action Item on the September 18, 2019 Board meeting agenda.

◆ Recommended that the Board:

1. Award a construction contract for the RP-1 Mechanical Restoration and Improvements Project to Kiewit Infrastructure West Co., in the amount of \$6,627,000;
2. Approve a contract amendment to Stantec Consulting Services Inc., for engineering services during construction for the not-to-exceed amount of \$430,000; and
3. Authorize the General Manager to execute the contract and contract amendment, subject to non-substantive changes;

as a Consent Calendar on the September 18, 2019 Board meeting agenda.

◆ Recommended that the Board:

1. Approve a contract award to Capital Improvement Program Office (CIPO) Cloud Software, LLC for support and services on the Project Management Documentation System for a not-to-exceed amount of \$718,500 for a term of seven years;
2. Approve a budget amendment in the amount of \$210,000 in the Regional Wastewater Improvement Fund; and
3. Authorize the General Manager to execute the contract and budget amendment, subject to non-substantive changes;

as a Consent Calendar on the September 18, 2019 Board meeting agenda.

◆ Recommended that the Board:

1. Adopt Resolution No. 2019-9-1, committing an additional 0.3 MGD of Pipeline and 0.3 MGD of Treatment and Disposal Capacity to the Inland Empire Brine Line Lease Capacity Pool;

as a Consent Calendar on the September 18, 2019 Board meeting agenda.

INFORMATION ITEMS

The following information item was presented or received and filed by the Committee:

- ◆ Fiscal Year 2018/19 Fourth Quarter Budget Variance, Performance Goal Updates and Budget Transfers
- ◆ Treasurer's Report of Financial Affairs

GENERAL MANAGER'S COMMENTS

General Manager Shivaji Deshmukh stated that Manager of Planning & Environmental Resources Sylvie Lee, GEI Consultants, Metropolitan Water District (MWD) representatives, and he met with the Department of Water Resources in Sacramento to discuss potential operational parameters on the Chino Basin Program (CBP).

General Manager Deshmukh stated that the Agency received two awards at the CASA Conference; the IERCA Battery and Solar Project received the Excellence in Innovation and Resiliency Award and the Agency's Operations and Maintenance Intern Volunteer Trade Program received the Organizational Excellence Award. He stated that the External Affairs Department created videos as part of the award selection, which are available on the Agency's YouTube channel.

The Agency's next Rate Study Workshop is scheduled for September 16, 2019. The workshop will focus on the preliminary review of the recycled water rates.

The Agency will host an MWD Community Leaders Water Briefing with Senator Connie Leyva, Assemblymember Eloise Reyes, MWD General Manager Jeff Kightlinger and IEUA's MWD Representative Jasmin Hall on October 2, 2019 from 12:30 p.m. to 2:00 p.m.

Mr. Deshmukh also stated he attended the WaterReuse Annual Symposium from September 8 through September 10, 2019.

COMMITTEE MEMBER COMMENTS

Director Hofer commended staff on the CASA awards and stated he appreciated staff's explanation of the projects.

Director Hall asked about the process for preventative maintenance and the priority structure.

General Manager Deshmukh responded that the Agency's Asset Management Program reviews the lifecycle and condition of assets and factors in preventative maintenance. General Manager Deshmukh stated he will work with Acting Executive Manager of Engineering/AGM Shaun Stone on bringing the information to the Board.

COMMITTEE MEMBER REQUESTED FUTURE AGENDA ITEMS

There were no Committee member requests for future agenda items.

With no further business, Director Hall adjourned the meeting at 11:27 a.m.

Finance and Administration Committee
September 11, 2019
Page 4

Respectfully submitted,

April Woodruff
Board Secretary/Office Manager

**A Municipal Water District*

APPROVED: NOVEMBER 13, 2019

**CONSENT
ITEM
2B**



Date: November 20, 2019

To: The Honorable Board of Directors
Committee: Finance & Administration

Vote for
From: Shivaji Deshmukh, General Manager
11/13/19

Executive Contact: Christina Valencia, Executive Manager of Finance & Administration/AGM

Subject: Report on General Disbursements

Executive Summary:

Total disbursements for the month of September 2019 were \$19,277,249.50. Disbursement activity included check payments of \$5,528,019.79 to vendors and \$9,157.61 for worker's compensation related costs. Electronic payments included Automated Clearing House (ACH) of \$4,186,255.39 and wire transfers (excluding payroll) of \$7,927,617.05. Total payroll was \$1,619,898.08 for employees and \$6,301.58 for the Board of Directors.

Staff's Recommendation:

Approve the total disbursements for the month of September 2019, in the amount of \$19,277,249.50.

Budget Impact Budgeted (Y/N): N Amendment (Y/N): N Amount for Requested Approval:

Account/Project Name:

Fiscal Impact (explain if not budgeted):

Prior Board Action:

On October 16, 2019 the Board of Directors approved the August 2019 Report on General Disbursements totaling \$20,227,319.29.

Environmental Determination:

Not Applicable

Business Goal:

The report on general disbursements is consistent with the Agency's Business Goal of Fiscal Responsibility in providing financial reporting that accounts for general disbursements associated with operating requirements.

Attachments:

Attachment 1 - Background

Attachment 2 - Details of General Disbursements

Attachment 1 - Background

Subject: Report on General Disbursements

Table 1 summarizes the disbursements detailed in each of the six attachments affixed to this letter. Table 2 lists the disbursements in excess of an aggregated \$500,000 per vendor, and is presented in largest to smallest dollar value.

Table 1: Disbursement Details

Attachment	Payment Type	Amount
2A	Vendor Checks	\$ 5,528,019.79
2B	Workers' Comp Checks	\$ 9,157.61
2C	Vendor ACHs	\$ 4,186,255.39
2D	Vendor Wires (excludes Payroll)	\$ 7,927,617.05
2E	Payroll-Net Pay-Directors	\$ 6,301.58
2F	Payroll-Net Pay-Employees	\$ 1,619,898.08
Total Disbursements		\$19,277,249.50

Table 2: Disbursements in Excess of \$500,000 per Vendor

Vendor	Amount	Description
MWD	\$ 5,979,840.67	July 2019 Water Purchases
COUNTY SANITATION DISTRICTS OF LA COUNTY	\$ 1,383,928.17	FY19/20 1 st . Qtr. Wastewater Treatment Surcharge
IRS	\$ 987,326.50	P/R 119,18, 19, 20: Dir 09 Payroll Taxes
TRAUTWEIN CONSTRUCTION INC	\$ 863,549.55	08/2019 Professional Svc's for: EN17049-Baseline Recycled Water Pipeline Extension
SO. CAL EDISON	\$ 794,386.80	06/06/19 – 08/01/19 Electricity
PERS	\$ 713,847.83	09/19 Health Ins / P/R 18, 19, & 20 Def Comp
IERCA	\$ 656,837.44	06/19 - 07/19 Biosolids
T E ROBERTS INC	\$ 525,770.62	08/2019 Professional Svc's for: EN14043-RP-5 Recycled Water Pipeline Bottleneck

Attachment 2A

Vendor Checks

Bank	CEB	CITIZENS BUSINESS BANK	ONTARIO CA 917610000
Bank Key	122234149		
Acct number	CHECK	231167641	

Check							
Check number from to	Payment	Rmt date	Crcy	Amount paid (FC)	Recipient/void reason code	Enca./void	
229956	2200101753	09/05/2019	USD	16,749.59	AGILENT TECHNOLOGIES INC LOS ANGELES CA	09/09/2019	
229957	2200101741	09/05/2019	USD	571.43	AIRGAS WEST INC PASADENA CA	09/09/2019	
229958	2200101771	09/05/2019	USD	7,382.73	ALLIED UNIVERSAL SECURITY SERV/PASADENA CA	09/11/2019	
229959	2200101773	09/05/2019	USD	806.64	ASAP INDUSTRIAL SUPPLY FONTANA CA	09/11/2019	
229960	2200101756	09/05/2019	USD	34.00	ASSOC SAN BERNARDINO CNTY SPECSAN BERNARDINO CA	09/19/2019	
229961	2200101778	09/05/2019	USD	1,440.50	ATKINSON, ANDELSON, LOYA, CERRITOS CA	09/12/2019	
229962	2200101772	09/05/2019	USD	441.53	BIOTAGE LLC PHILADELPHIA PA	09/11/2019	
229963	2200101735	09/05/2019	USD	109,289.12	BROWN AND CALDWELL WALNUT CREEK CA	09/10/2019	
229964	2200101745	09/05/2019	USD	17,810.18	CDM SMITH INC LOS ANGELES CA	09/09/2019	
229965	2200101746	09/05/2019	USD	250.00	CHINO BASIN WATERMASTER RANCHO CUCAMONGA CA	09/11/2019	
229966	2200101797	09/05/2019	USD	188.00	CHOU, RONALD CHINO HILLS CA	09/11/2019	
229967	2200101767	09/05/2019	USD	3,142.75	CINTAS CORPORATION LOC#150 PHOENIX AZ	09/11/2019	
229968	2200101785	09/05/2019	USD	1,629.78	CITY OF CHINO CHINO CA	09/09/2019	
229969	2200101747	09/05/2019	USD	2,454.00	CITY OF RANCHO CUCAMONGA RANCHO CUCAMONGA CA	09/12/2019	
229970	2200101783	09/05/2019	USD	32,500.00	COAST IRON WORKS WILMINGTON CA	09/10/2019	
229971	2200101770	09/05/2019	USD	388.50	CONCENTRA MEDICAL CENTERS RANCHO CUCAMONGA CA	09/17/2019	
229972	2200101749	09/05/2019	USD	3,483.13	CONTROL PRO INC CHINO CA	09/12/2019	
229973	2200101761	09/05/2019	USD	5,033.86	DELL SERVICE SALES OAKLAND CA	10/18/2019	
229974	2200101751	09/05/2019	USD	115.00	DEPT OF CONSUMER AFFAIRS SACRAMENTO CA	09/18/2019	
229975	2200101777	09/05/2019	USD	924.00	EUROFINS EATON ANALYTICAL LLC GRAPEVINE TX	09/10/2019	
229976	2200101757	09/05/2019	USD	4,193.75	EXTITI INC BELL CANYON CA	09/13/2019	
229977	2200101736	09/05/2019	USD	2,804.56	FISHER SCIENTIFIC LOS ANGELES CA	09/09/2019	
229978	2200101737	09/05/2019	USD	29,563.06	FLO SYSTEMS INC ANAHEIM HILLS CA	09/12/2019	
229979	2200101788	09/05/2019	USD	1,276.83	FONTANA WATER COMPANY FONTANA CA	09/11/2019	
229980	2200101789	09/05/2019	USD	1,776.83	FRONTIER COMMUNICATIONS CORP CINCINNATI OH	09/12/2019	
229981	2200101766	09/05/2019	USD	55,927.14	GEI CONSULTANTS INC BOSTON MA	09/10/2019	
229982	2200101744	09/05/2019	USD	1,113.71	GENERAL BOTTLE INC LOS ANGELES CA	09/11/2019	
229983	2200101776	09/05/2019	USD	91,967.75	GHD PASADENA CA	09/12/2019	
229984	2200101798	09/05/2019	USD	210.11	GIBSON, CONNIE CHINO HILLS CA	09/10/2019	
229985	2200101738	09/05/2019	USD	5,194.28	GIERLICH MITCHELL INC PASO ROBLES CA	09/10/2019	
229986	2200101739	09/05/2019	USD	608.16	HOME DEPOT CREDIT SERVICES PHOENIX AZ	09/11/2019	
229987	2200101782	09/05/2019	USD	16,307.19	INTERA INCORPORATED AUSTIN TX	09/10/2019	
229988	2200101769	09/05/2019	USD	976.00	INTERNATIONAL PUBLIC MANAGEMENT/ALEXANDRIA VA	09/12/2019	
229989	2200101779	09/05/2019	USD	30,050.00	JCE EQUIPMENT, INC. UPLAND CA	09/09/2019	
229990	2200101759	09/05/2019	USD	22,477.01	KENNEDY/JENKS CONSULTANTS INC PORTLAND OR	09/11/2019	
229991	2200101775	09/05/2019	USD	1,581.87	KIM'S MASTER AUTO REPAIR CHINO CA	09/17/2019	
229992	2200101784	09/05/2019	USD	14,550.00	LIT INDUSTRIAL LIMITED PARTNER/DALLAS TX	10/07/2019	
229993	2200101780	09/05/2019	USD	483.60	MANAGED MOBILE INC PLACENTIA CA	09/10/2019	
229994	2200101755	09/05/2019	USD	422.11	MIDPOINT BEARING ONTARIO CA	09/09/2019	
229995	2200101762	09/05/2019	USD	66.45	MITECH CONTROLS INC YORBA LINDA CA	09/13/2019	
229996	2200101754	09/05/2019	USD	100.00	NRD, LLC GRAND ISLAND NY	10/09/2019	
229997	2200101794	09/05/2019	USD	82.15	OAKDEN, SCOTT CHINO HILLS CA	09/17/2019	
229998	2200101758	09/05/2019	USD	3,846.68	PANTHER PROTECTION ORANGE CA	09/10/2019	
229999	2200101742	09/05/2019	USD	215.80	PETTY CASH EXPENDITURES CHINO CA	09/10/2019	

Bank		CBK	CITIZENS BUSINESS BANK		ONTARIO CA 917610000	
Bank Key		122234149				
Acct number		CHECK	231167641			
Check						
Check number from to	Payment	Pmnt date	Crcy	Amount paid (FC)	Recipient/void reason code	Enca./void
230000	2200101795	09/05/2019	USD	62.06	POESKE, MATTHEW CHINO HILLS CA	09/16/2019
230001	2200101799	09/05/2019	USD	103.13	POMPA, JESSE CHINO HILLS CA	09/16/2019
230002	2200101774	09/05/2019	USD	420.00	RDO TRUST # 80-5800 LAKESIDE CA	09/10/2019
230003	2200101765	09/05/2019	USD	16,184.69	RMC WATER AND ENVIRONMENT BOSTON MA	09/11/2019
230004	2200101748	09/05/2019	USD	4,578.96	SIGMA-ALDRICH INC ATLANTA GA	09/11/2019
230005	2200101793	09/05/2019	USD	53.94	SKINNER, JOHN CHINO HILLS CA	09/23/2019
230006	2200101786	09/05/2019	USD	54,245.90	SO CALIF EDISON ROSEMEAD CA	09/13/2019
230007	2200101787	09/05/2019	USD	105.28	SO CALIF GAS MONTEREY PARK CA	09/16/2019
230008	2200101743	09/05/2019	USD	24,879.76	SOUTH COAST AQMD DIAMOND BAR CA	09/16/2019
230009	2200101800	09/05/2019	USD	115.00	SPEARS, JIM CHINO HILLS CA	09/06/2019
230010	2200101781	09/05/2019	USD	608.96	STORETRIEVE LLC PASADENA CA	09/09/2019
230011	2200101768	09/05/2019	USD	15,860.94	U S BANK ST LOUIS MO	09/16/2019
230012	2200101750	09/05/2019	USD	4,270.97	WASTE MANAGEMENT OF LOS ANGELES CA	09/11/2019
230013	2200101764	09/05/2019	USD	269.25	WORLDWIDE EXPRESS ALBANY NY	09/10/2019
230014	2200101760	09/05/2019	USD	99,619.76	KYLEM DEWATERING SOLUTIONS INOCHICAGO IL	09/12/2019
230015	2200101763	09/05/2019	USD	2,012.28	YORK EMPLOYMENT SERVICES, INC PASADENA CA	09/09/2019
230016	2200101796	09/05/2019	USD	173.98	ZIEGENBEIN, JEFF CHINO HILLS CA	09/16/2019
230018	2200101818	09/09/2019	USD	8,520.00	GOFOG INC FORT MILLS SC	09/17/2019
230019	2200101810	09/09/2019	USD	6,788.09	GRAINGER PALATINE IL	09/16/2019
230020	2200101816	09/09/2019	USD	4,270.00	HARPER & ASSOCIATES ENGINEERINCORONA CA	09/13/2019
230021	2200101808	09/09/2019	USD	951.83	HOME DEPOT CREDIT SERVICES PHOENIX AZ	09/16/2019
230022	2200101817	09/09/2019	USD	2,898.25	IDEXX DISTRIBUTION INC ATLANTA GA	09/13/2019
230023	2200101815	09/09/2019	USD	1,296.02	INDUSTRIAL RUBBER & SUPPLY INCSAN BERNARDINO CA	09/16/2019
230024	2200101811	09/09/2019	USD	345.75	INLAND OVERHEAD DOOR CO COLTON CA	09/13/2019
230025	2200101809	09/09/2019	USD	7,552.18	KAMAN INDUSTRIAL TECHNOLOGIES LOS ANGELES CA	09/12/2019
230026	2200101812	09/09/2019	USD	659.97	RED WING BUSINESS ADVANTAGE DALLAS TX	09/16/2019
230027	2200101813	09/09/2019	USD	225.55	VERTIZON WIRELESS DALLAS TX	09/16/2019
230028	2200101814	09/09/2019	USD	2,280.00	W A RASIC CONSTRUCTION CO INC LONG BEACH CA	09/13/2019
230029	2200101835	09/12/2019	USD	2,415.12	ATRGAS WEST INC PASADENA CA	09/16/2019
230030	2200101870	09/12/2019	USD	4,204.49	ASAP INDUSTRIAL SUPPLY FONTANA CA	09/18/2019
230031	2200101916	09/12/2019	USD	50.01	BELL, GARRETT CHINO HILLS CA	10/11/2019
230032	2200101877	09/12/2019	USD	806.56	BERLIN PACKAGING LLC CHICAGO IL	09/16/2019
230033	2200101866	09/12/2019	USD	1,069.58	BIOTAGE LLC PHILADELPHIA PA	09/17/2019
230034	2200101853	09/12/2019	USD	847.22	BOOT BARN INC IRVINE CA	09/18/2019
230035	2200101867	09/12/2019	USD	3,603.20	BRAX COMPANY INC VALLEY CENTER CA	09/17/2019
230036	2200101841	09/12/2019	USD	634.00	CALIF WATER ENVIRONMENT ASSOC OAKLAND CA	10/01/2019
230037	2200101913	09/12/2019	USD	147.63	CARL H TAYLOR III CRYSTAL RIVER FL	09/17/2019
230038	2200101855	09/12/2019	USD	9,108.00	CASC ENGINEERING AND CONSULTINCOLTON CA	09/23/2019
230039	2200101891	09/12/2019	USD	54,806.22	CHEVROLET OF WATSONVILLE WATSONVILLE CA	09/20/2019
230040	2200101863	09/12/2019	USD	3,080.18	CINTAS CORPORATION LOCK150 PHOENIX AZ	09/18/2019
230041	2200101911	09/12/2019	USD	394.00	CITY EMPLOYEES ASSOCIATES LONG BEACH CA	09/17/2019
230042	2200101837	09/12/2019	USD	896.00	CITY OF ONTARIO ONTARIO CA	09/16/2019
230043	2200101879	09/12/2019	USD	8,939.64	CIVILITEC ENGINEERING, INC. MONROVIA CA	09/17/2019
230044	2200101845	09/12/2019	USD	3,125.71	CONTROL PRO INC CHINO CA	09/17/2019

Bank		CEB CITIZENS BUSINESS BANK		ONTARIO CA 917610000		
Bank Key		122234149				
Acct number		CHECK 231167641				
Check						
Check number from to	Payment	Pmnt date	Crcy	Amount paid (FC)	Recipient/void reason code	Enca./void
230045	2200101903	09/12/2019	USD	60.94	COURT ORDERED DEBT COLLECTIONSRANCHO CORDOVA CA	
230046	2200101886	09/12/2019	USD	9,690.00	CSI SERVICES INC SANTA CLARITA CA	09/18/2019
230047	2200101898	09/12/2019	USD	324.82	CUCAMONGA VALLEY WATER DISTRICTLOS ANGELES CA	09/17/2019
230048	2200101869	09/12/2019	USD	2,940.00	DAVID WHEELER'S PEST CONTROL, NORCO CA	09/19/2019
230049	2200101844	09/12/2019	USD	11,114.79	DXP ENTERPRISES INC DALLAS TX	09/16/2019
230050	2200101893	09/12/2019	USD	5,000.00	ECTIVIS INC PASADENA CA	09/23/2019
230051	2200101862	09/12/2019	USD	1,633.57	ENDRESS & HAUSER INC DETROIT MI	09/16/2019
230052	2200101859	09/12/2019	USD	10,950.00	ERS INDUSTRIAL SERVICES INC FREMONT CA	09/17/2019
230053	2200101873	09/12/2019	USD	8,782.00	EUROFINS EATON ANALYTICAL LLC GRAPEVINE TX	09/17/2019
230054	2200101896	09/12/2019	USD	3,374.50	EYAD MANASRA RIVERSIDE CA	09/16/2019
230055	2200101883	09/12/2019	USD	675.00	FIREHAWK FIRE & SAFETY ESCONDIDO CA	09/17/2019
230056	2200101830	09/12/2019	USD	1,363.32	FISHER SCIENTIFIC LOS ANGELES CA	09/16/2019
230057	2200101839	09/12/2019	USD	743.12	FLW INC HUNTINGTON BEACH CA	09/16/2019
230058	2200101910	09/12/2019	USD	125.00	FRANCHISE TAX BOARD SACRAMENTO CA	10/01/2019
230059	2200101902	09/12/2019	USD	2,452.37	FRONTIER COMMUNICATIONS CORP CINCINNATI OH	09/18/2019
230060	2200101836	09/12/2019	USD	2,328.09	GRAINGER PALATINE IL	09/17/2019
230061	2200101840	09/12/2019	USD	150.00	IDEAL GLASS TINTING RANCHO CUCAMONGA CA	09/18/2019
230062	2200101907	09/12/2019	USD	51.00	INLAND EMPIRE UNITED WAY RANCHO CUCAMONGA CA	09/16/2019
230063	2200101872	09/12/2019	USD	630.34	KIM'S MASTER AUTO REPAIR CHINO CA	09/17/2019
230064	2200101901	09/12/2019	USD	904.57	LEVEL 3 COMMUNICATIONS LLC DENVER CO	09/16/2019
230065	2200101871	09/12/2019	USD	2,359.02	LILLESTRAND LEADERSHIP CONSULTCHINO HILLS CA	09/17/2019
230066	2200101882	09/12/2019	USD	1,714.34	MANAGED MOBILE INC FLACENTIA CA	09/17/2019
230067	2200101884	09/12/2019	USD	73,920.00	MWH CONSTRUCTORS INC BROOMFIELD CO	09/17/2019
230068	2200101895	09/12/2019	USD	12,240.00	NEKIDDOOR INC SAN FRANCISCO CA	09/18/2019
230069	2200101842	09/12/2019	USD	320.41	O RINGS & THINGS FONTANA CA	09/20/2019
230070	2200101829	09/12/2019	USD	382.21	OFFICE DEPOT PHOENIX AZ	09/19/2019
230071	2200101897	09/12/2019	USD	304.00	ONTARIO MUNICIPAL UTILITIES COONTARIO CA	09/16/2019
230072	2200101849	09/12/2019	USD	428.63	RED WING BUSINESS ADVANTAGE DALLAS TX	09/16/2019
230073	2200101851	09/12/2019	USD	350.00	SAN BERNARDINO COUNTY SAN BERNARDINO CA	09/23/2019
230074	2200101899	09/12/2019	USD	11,369.72	SO CALIF EDISON ROSEMEAD CA	09/18/2019
230075	2200101860	09/12/2019	USD	4,024.60	STEVEN ENGINEERING SAN BRINO CA	09/17/2019
230076	2200101894	09/12/2019	USD	171.68	SULZER ELECTRO-MECHANICAL SERVVOOLTON CA	09/16/2019
230077	2200101914	09/12/2019	USD	280.18	TAYLOR, YVONNE CHINO HILLS CA	09/16/2019
230078	2200101843	09/12/2019	USD	57,012.01	TELEDYNE INSTRUMENTS INC CHICAGO IL	09/16/2019
230079	2200101880	09/12/2019	USD	375.00	TRIPLEPI SMITH AND ASSOCIATES, IRVINE CA	09/23/2019
230080	2200101858	09/12/2019	USD	65.73	URIMAGE BLOOMINGTON CA	09/24/2019
230081	2200101885	09/12/2019	USD	16,351.01	VIRAMONTES EXPRESS INC CORONA CA	09/26/2019
230082	2200101833	09/12/2019	USD	109.78	VISTA PAINT CORP FULLERTON CA	09/17/2019
230083	2200101856	09/12/2019	USD	5,161.01	W A RASIC CONSTRUCTION CO INC LONG BEACH CA	09/17/2019
230084	2200101923	09/12/2019	USD	142.68	CAMACHO, MICHAEL CHINO HILLS CA	09/20/2019
230085	2200101920	09/12/2019	USD	1,238.73	GARRATT CALLAHAN COMPANY BURLINGAME CA	09/24/2019
230086	2200101922	09/12/2019	USD	2,478.73	HANSON, MATTHEW CHINO HILLS CA	09/16/2019
230087	2200101919	09/12/2019	USD	308.25	IDECK DISTRIBUTION INC ATLANTA GA	09/20/2019
230088	2200101917	09/12/2019	USD	1,440.00	INDUSTRIAL HEARING & PULMONARYUPLAND CA	09/24/2019

Bank		CITIZENS BUSINESS BANK		ONTARIO CA 917610000		
Bank Key		122234149				
Acct number		CHECK 231167641				
Check						
Check number from to	Payment	Print date	Crcy	Amount paid (FC)	Recipient/void reason code	Enca./void
230089	2200101918	09/12/2019	USD	2,662.00	U S BANK NA MINNEAPOLIS MN	09/20/2019
230090	2200101921	09/12/2019	USD	75.73	ZIEGENBEIN, JEFF CHINO HILLS CA	09/17/2019
230091	2200101930	09/16/2019	USD	13,090.00	RBC RESOURCES MURRIETA CA	09/23/2019
230092	2200101928	09/16/2019	USD	6,747.00	SAN BERNARDINO COUNTY SAN BERNARDINO CA	09/26/2019
230093	2200101931	09/16/2019	USD	5,447.40	SO CALIF GAS MONTEREY PARK CA	09/23/2019
230094	2200101929	09/16/2019	USD	50,748.23	SUNBELT RENTALS INC ATLANTA GA	09/20/2019
230095	2200101926	09/16/2019	USD	931.04	UNDERGROUND SERVICE ALERT/SC CORONA CA	09/20/2019
230096	2200101927	09/16/2019	USD	367.01	WORLDWIDE EXPRESS ALBANY NY	09/30/2019
230097	2200101972	09/19/2019	USD	633.81	AIRGAS WEST INC PASADENA CA	09/23/2019
230098	2200102008	09/19/2019	USD	450.00	ALISON LOUKEH & ASSOCIATES RIVERSIDE CA	09/30/2019
230099	2200101993	09/19/2019	USD	332.00	ALLIANT INSURANCE SERVICES INCPASADENA CA	09/24/2019
230100	2200101971	09/19/2019	USD	1,050.15	APPLIED INDUSTRIAL TECHNOLOGIESPASADENA CA	09/23/2019
230101	2200102001	09/19/2019	USD	157.13	ASAP INDUSTRIAL SUPPLY FONTANA CA	09/24/2019
230102	2200102003	09/19/2019	USD	13,974.50	ATOM ENGINEERING CONSTRUCTION HEMET CA	09/24/2019
230103	2200101996	09/19/2019	USD	255.91	B STEPHEN COOPERAGE ONTARIO CA	09/24/2019
230104	2200102009	09/19/2019	USD	4,451.02	BANNER BANK CARLSBAD CA	09/24/2019
230105	2200102022	09/19/2019	USD	1,273.27	BARBER, MICHAEL CHINO HILLS CA	09/23/2019
230106	2200102002	09/19/2019	USD	82,341.25	BIG SKY ELECTRIC INC UPLAND CA	09/25/2019
230107	2200102019	09/19/2019	USD	5,544.09	BURTEC WASTE INDUSTRIES INC FONTANA CA	09/26/2019
230108	2200102007	09/19/2019	USD	11,597.18	BUSINESS CARD WILMINGTON DE	09/24/2019
230109	2200101987	09/19/2019	USD	3,000.00	CAL POLY POMONA POMONA CA	10/01/2019
230110	2200101977	09/19/2019	USD	267.00	CALIF WATER ENVIRONMENT ASSOC OAKLAND CA	09/24/2019
230111	2200101986	09/19/2019	USD	1,366.70	CALIFORNIA BOILER INC SANTA ANA CA	09/25/2019
230112	2200101997	09/19/2019	USD	16,000.00	CALIFORNIA STRATEGIES LLC SACRAMENTO CA	09/30/2019
230113	2200102027	09/19/2019	USD	1,439.86	CAMPACHO, MICHAEL CHINO HILLS CA	10/07/2019
230114	2200102023	09/19/2019	USD	411.53	CAMPBELL, ANDREW CHINO HILLS CA	09/30/2019
230115	2200102012	09/19/2019	USD	1,260.00	CARDIFF LIMOUSINE & TRANSPORTAPALM DESERT CA	09/26/2019
230116	2200101978	09/19/2019	USD	240.00	CHINO BASIN WATER CONSERVATIONMONICLAIR CA	09/30/2019
230117	2200101981	09/19/2019	USD	153.00	CHINO CREEK TOASTMASTER CLUB CHINO HILLS CA	09/25/2019
230118	2200101995	09/19/2019	USD	2,514.97	CINDAS CORPORATION LOC#150 PHOENIX AZ	09/25/2019
230119	2200102013	09/19/2019	USD	880.77	CITY OF CHINO CHINO CA	09/25/2019
230120	2200101998	09/19/2019	USD	333.00	CONCENTRA MEDICAL CENTERS RANCHO CUCAMONGA CA	09/30/2019
230121	2200101988	09/19/2019	USD	4,045.00	CORE-ROSTON PRODUCTS SIGNAL HILL CA	09/25/2019
230122	2200101968	09/19/2019	USD	1,383,928.17	COUNTY SANITATION DISTRICTS OFWHITTIER CA	09/26/2019
230123	2200102015	09/19/2019	USD	422.90	CUCAMONGA VALLEY WATER DISTRICTLOS ANGELES CA	09/24/2019
230124	2200102029	09/19/2019	USD	16.94	DELGADO, ROBERTO CHINO HILLS CA	10/18/2019
230125	2200101976	09/19/2019	USD	2,005.07	DELL MARKETING L P PASADENA CA	09/24/2019
230126	2200101974	09/19/2019	USD	308.91	DME INC SANTA FE SPRINGS CA	09/24/2019
230127	2200101983	09/19/2019	USD	93.00	ENVIRONMENTAL CONSULTING & TESSUPERIOR WI	09/25/2019
230128	2200102004	09/19/2019	USD	4,685.00	EUROFINS EATON ANALYTICAL LLC GRAPEVINE TX	09/24/2019
230129	2200101969	09/19/2019	USD	4,410.50	FISHER SCIENTIFIC LOS ANGELES CA	09/23/2019
230130	2200102020	09/19/2019	USD	2,119.95	FRONTIER COMMUNICATIONS CORP CINCINNATI OH	09/26/2019
230131	2200101973	09/19/2019	USD	1,226.70	GRADNGER PALATINE IL	09/25/2019
230132	2200101970	09/19/2019	USD	2,131.75	HOME DEPOT CREDIT SERVICES PHOENIX AZ	09/24/2019

Bank		CBB		CITIZENS BUSINESS BANK		ONTARIO CA 917610000	
Bank Key		122234149					
Acct number		CHECK		231167641			
Check							
Check number from to	Payment	Pmnt date	Crcy	Amount paid (FC)	Recipient/void reason code	Enca./void	
230133	2200102031	09/19/2019	USD	486.00	KING, NOLAN CHINO HILLS CA		10/03/2019
230134	2200101980	09/19/2019	USD	4,323.86	KONICA MINOLTA PASADENA CA		09/24/2019
230135	2200102028	09/19/2019	USD	2,087.00	LEE, SALLY H CHINO HILLS CA		09/20/2019
230136	2200102024	09/19/2019	USD	385.00	LESSER, ERIC CHINO HILLS CA		10/15/2019
230137	2200101999	09/19/2019	USD	798.90	MAILFINANCE INC DALLAS TX		09/26/2019
230138	2200101975	09/19/2019	USD	23,974.83	MARCAE COMPANY INC ONTARIO CA		
230139	2200101979	09/19/2019	USD	1,350.00	MBC AQUATIC SCIENCES INC COSTA MESA CA		09/25/2019
230140	2200102026	09/19/2019	USD	15.98	MCDONALD, BONNIE CHINO HILLS CA		09/24/2019
230141	2200101985	09/19/2019	USD	3,047.17	MCR TECHNOLOGIES INC LAKE FOREST CA		09/24/2019
230142	2200101984	09/19/2019	USD	63.28	MIDPOINT BEARING ONTARIO CA		09/23/2019
230143	2200102030	09/19/2019	USD	555.00	NASHED, KIROLS CHINO HILLS CA		10/15/2019
230144	2200102011	09/19/2019	USD	13,715.44	NEW TREND CUSTOM TRAILER INC FONTANA CA		09/25/2019
230145	2200102014	09/19/2019	USD	6,290.22	ONTARIO MUNICIPAL UTILITIES COONTARIO CA		09/24/2019
230146	2200102021	09/19/2019	USD	205.38	PERS LONG TERM CARE PROGRAM PASADENA CA		09/25/2019
230147	2200101967	09/19/2019	USD	176.59	REM LOCK & KEY ONTARIO CA		09/25/2019
230148	2200102025	09/19/2019	USD	41.76	SCHERCK, JOHN CHINO HILLS CA		10/01/2019
230149	2200102016	09/19/2019	USD	435,816.36	SO CALIF EDISON ROSEMEAD CA		09/25/2019
230150	2200102017	09/19/2019	USD	107.67	SO CALIF GAS MONTEREY PARK CA		09/27/2019
230151	2200101994	09/19/2019	USD	34,145.00	SWANSON BACKHOE INC UPLAND CA		09/27/2019
230152	2200102000	09/19/2019	USD	34,502.38	TERRA PAVE INC WHITTIER CA		09/30/2019
230153	2200102032	09/19/2019	USD	300.00	TRAN, FAYE CHINO HILLS CA		09/30/2019
230154	2200101992	09/19/2019	USD	863,549.55	TRAUTWEIN CONSTRUCTION INC RANCHO CUCAMONGA CA		09/26/2019
230155	2200102006	09/19/2019	USD	1,115.39	TRIPLEPI SMITH AND ASSOCIATES, IRVINE CA		10/02/2019
230156	2200102005	09/19/2019	USD	13,282.25	UTILIQUEST LLC ATLANTA GA		09/23/2019
230157	2200102033	09/19/2019	USD	300.00	VALMONTE, WARLITO UPLAND CA		09/30/2019
230158	2200102018	09/19/2019	USD	467.56	VERIZON BUSINESS ALBANY NY		09/24/2019
230159	2200101989	09/19/2019	USD	335,098.06	W A RASIC CONSTRUCTION CO INC LONG BEACH CA		09/25/2019
230160	2200102010	09/19/2019	USD	54,607.44	WATER SYSTEMS CONSULTING INC SAN LUIS OBISPO CA		09/30/2019
230161	2200101991	09/19/2019	USD	125.41	WORLDWIDE EXPRESS ALBANY NY		10/09/2019
230162	2200101990	09/19/2019	USD	840.22	YORK EMPLOYMENT SERVICES, INC PASADENA CA		09/23/2019
230164	2200102034	09/19/2019	USD	88,182.65	MYERS AND SONS CONSTRUCTION LPSACRAMENTO CA		09/24/2019
230165	2200102044	09/24/2019	USD	292,555.00	SO CALIF EDISON ROSEMEAD CA		09/30/2019
230166	2200102248	09/26/2019	USD	91.89	ACOSTA-GRIJALVA, SHARON CHINO HILLS CA		
230167	2200102184	09/26/2019	USD	1,726.81	AIRGAS WEST INC PASADENA CA		09/30/2019
230168	2200102239	09/26/2019			voided by SHEATH - Lost Check		10/08/2019
230169	2200102232	09/26/2019	USD	1,324.34	ANGELO FERNANDEZ RIALTO CA		10/01/2019
230170	2200102215	09/26/2019	USD	1,407.40	BIOTPAGE LLC PHILADELPHIA PA		10/01/2019
230171	2200102235	09/26/2019	USD	187.74	BREIG, ANNA VICTORVILLE CA		10/02/2019
230172	2200102210	09/26/2019	USD	1,322.38	BURLINGTON SAFETY LAB OF CALIFWESTMINSTER CA		09/30/2019
230173	2200102252	09/26/2019	USD	50.00	Brown, Barbara Upland CA		10/17/2019
230174	2200102191	09/26/2019	USD	384.00	CALIF WATER ENVIRONMENT ASSOC OAKLAND CA		10/04/2019
230175	2200102195	09/26/2019	USD	143.06	CALIFORNIA NEWSPAPER SERVICE BLOS ANGELES CA		10/01/2019
230176	2200102247	09/26/2019	USD	86.19	CAMACHO, MICHAEL CHINO HILLS CA		09/30/2019
230177	2200102243	09/26/2019	USD	147.63	CARL H TAYLOR III CRYSTAL RIVER FL		10/01/2019

Bank		CBB		CITIZENS BUSINESS BANK		ONTARIO CA 917610000	
Bank Key		122234149					
Acct number		CHECK		231167641			
Check							
Check number from to	Payment	Pmnt date	Crcy	Amount paid (FC)	Recipient/void reason code	Enca./void	
230178	2200102192	09/26/2019	USD	240.00	CHINO BASIN WATER CONSERVATIONMONTCLAIR CA	10/10/2019	
230179	2200102193	09/26/2019	USD	51.00	CHINO CREEK TOASTMASTER CLUB CHINO HILLS CA	09/30/2019	
230180	2200102209	09/26/2019	USD	2,737.75	CINTAS CORPORATION LOCK#150 PHOENIX AZ	10/03/2019	
230181	2200102199	09/26/2019	USD	1,151.02	CINTAS FIRST AID & SAFETY LOCCINCINNATI OH	10/01/2019	
230182	2200102242	09/26/2019	USD	404.00	CITY EMPLOYEES ASSOCIATES LONG BEACH CA	10/02/2019	
230183	2200102211	09/26/2019	USD	699.00	CONCENTRA MEDICAL CENTERS RANCHO CUCAMONGA CA	10/08/2019	
230184	2200102216	09/26/2019	USD	185,531.23	CORRPRO COMPANIES INC DALLAS TX	10/02/2019	
230185	2200102188	09/26/2019	USD	25.00	CUCAMONGA VALLEY WATER DISTRICTRANCHO CUCAMONGA CA	10/09/2019	
230186	2200102217	09/26/2019	USD	425.00	DAVID WHEELER'S PEST CONTROL, NORCO CA	10/02/2019	
230187	2200102230	09/26/2019	USD	13,368.24	DECALS BY DESIGN INC CORONA CA	10/01/2019	
230188	2200102221	09/26/2019	USD	3,840.00	EUROFINS EATON ANALYTICAL LLC GRAPEVINE TX	10/01/2019	
230189	2200102180	09/26/2019	USD	809.51	FISHER SCIENTIFIC LOS ANGELES CA	09/30/2019	
230190	2200102190	09/26/2019	USD	178.12	FONTANA HERALD NEWS FONTANA CA	10/01/2019	
230191	2200102241	09/26/2019	USD	647.69	FRANCHISE TAX BOARD SACRAMENTO CA	10/16/2019	
230192	2200102234	09/26/2019	USD	37.32	FRONTIER COMMUNICATIONS CORP CINCINNATI OH	10/02/2019	
230193	2200102229	09/26/2019	USD	1,238.73	GARRATT CALLAHAN COMPANY BURLINGAME CA	10/02/2019	
230194	2200102208	09/26/2019	USD	3,491.78	GEI CONSULTANTS INC BOSTON MA	10/01/2019	
230195	2200102189	09/26/2019	USD	411.73	GENERAL BOTTLE INC LOS ANGELES CA	10/02/2019	
230196	2200102220	09/26/2019	USD	69,301.35	GHD PASADENA CA	10/02/2019	
230197	2200102227	09/26/2019	USD	9,384.75	GOAL PRODUCTIONS INC GLENDALE CA	10/04/2019	
230198	2200102203	09/26/2019	USD	270.00	GOLDEN STATE LABOR COMPLIANCE PALMDALE CA	10/07/2019	
230199	2200102187	09/26/2019	USD	2,037.67	GRAINGER PALATINE IL	10/02/2019	
230200	2200102213	09/26/2019	USD	2,570.11	GRAPHIC DETAILS INC CHINO CA	10/02/2019	
230201	2200102212	09/26/2019	USD	3,846.33	GRAPHIC PRODUCTS BEAVERTON OR	10/01/2019	
230202	2200102253	09/26/2019	USD	50.00	Gonzales, Gilbert Ontario CA	10/08/2019	
230203	2200102238	09/26/2019	USD	511.48	HOBS, DIANA APPLE VALLEY CA	10/02/2019	
230204	2200102181	09/26/2019	USD	2,915.87	HOME DEPOT CREDIT SERVICES PHOENIX AZ	10/01/2019	
230205	2200102236	09/26/2019	USD	511.48	HORNE, WILLIAM YUCCA VALLEY CA	09/30/2019	
230206	2200102251	09/26/2019	USD	1,912.96	HYDER, JEFFREY CHINO HILLS CA	10/02/2019	
230207	2200102198	09/26/2019	USD	850.00	INDUSTRIAL HEARING & PULMONARYUPLAND CA	10/03/2019	
230208	2200102240	09/26/2019	USD	51.00	INLAND EMPIRE UNITED WAY RANCHO CUCAMONGA CA	09/30/2019	
230209	2200102223	09/26/2019	USD	135.00	INTERNATIONAL COUNCIL FOR BROKEN ARROW OK	10/04/2019	
230210	2200102182	09/26/2019	USD	4,264.57	JENSEN INSTRUMENT CO AZUSA CA	10/01/2019	
230211	2200102231	09/26/2019	USD	363.10	JOYCREST INC ONTARIO CA	10/07/2019	
230212	2200102219	09/26/2019	USD	424.81	KIM'S MASTER AUTO REPAIR CHINO CA	10/03/2019	
230213	2200102228	09/26/2019	USD	5,220.00	KNOWBEA INC PITTSBURGH PA	10/01/2019	
230214	2200102249	09/26/2019	USD	11.64	LEE, SALLY H CHINO HILLS CA	09/30/2019	
230215	2200102218	09/26/2019	USD	5,393.75	LILLESTRAND LEADERSHIP CONSULTCHINO HILLS CA	10/04/2019	
230216	2200102237	09/26/2019	USD	806.38	MILLER, ELMER L BLUE JAY CA	10/01/2019	
230217	2200102225	09/26/2019	USD	3,579.60	NEW MILLENNIUM CONSTRUCTION CHINO HILLS CA	10/02/2019	
230218	2200102245	09/26/2019	USD	262.94	OAKDEN, SCOTT CHINO HILLS CA	10/01/2019	
230219	2200102201	09/26/2019	USD	426.50	OLSON HAGEL & FISHBURN LLP SACRAMENTO CA	10/01/2019	
230220	2200102233	09/26/2019	USD	52.08	ONTARIO MUNICIPAL UTILITIES COONTARIO CA	09/30/2019	
230221	2200102185	09/26/2019	USD	9,000.30	PETE'S ROAD SERVICE FULLERTON CA	10/01/2019	

Bank		CITIZENS BUSINESS BANK		ONTARIO CA 917610000		
Bank Key		122234149				
Acct number		CHECK 231167641				
Check						
Check number from to	Payment	Pmnt date	Crcy	Amount paid (FC)	Recipient/void reason code	Enca./void
230222	2200102186	09/26/2019	USD	205.76	PETTY CASH EXPENDITURES CHINO CA	09/30/2019
230223	2200102246	09/26/2019	USD	2,619.96	QUIROZ, OSCAR CHINO HILLS CA	10/08/2019
230224	2200102202	09/26/2019	USD	9,885.65	RACO MANUFACTURING & ENGINEERING MERYVILLE CA	10/09/2019
230225	2200102250	09/26/2019	USD	62.64	RECINTO, SARAH CHINO HILLS CA	10/10/2019
230226	2200102197	09/26/2019	USD	213.33	RED WING BUSINESS ADVANTAGE DALLAS TX	10/01/2019
230227	2200102222	09/26/2019	USD	4,300.00	RM ARCHITECTURE IRVINE CA	10/02/2019
230228	2200102183	09/26/2019	USD	32,583.05	RMA GROUP RANCHO CUCAMONGA CA	10/01/2019
230229	2200102205	09/26/2019	USD	2,611.98	RMC WATER AND ENVIRONMENT BOSTON MA	10/01/2019
230230	2200102200	09/26/2019	USD	1,818.58	ROSEMOUNT INC CHICAGO IL	10/01/2019
230231	2200102244	09/26/2019	USD	14.62	SKINNER, JOHN CHINO HILLS CA	
230232	2200102206	09/26/2019	USD	40,409.55	SWRCB ACCOUNTING OFFICE SACRAMENTO CA	10/02/2019
230233	2200102196	09/26/2019	USD	40.00	THREE VALLEYS MWD CLAREMONT CA	
230234	2200102214	09/26/2019	USD	211.18	TOTALFUNDS BY HASLER CAROL STREAM IL	10/01/2019
230235	2200102226	09/26/2019	USD	29,823.62	VIRAMONTES EXPRESS INC CORONA CA	10/08/2019
230236	2200102224	09/26/2019	USD	33,720.00	WALLACE & ASSOCIATES CONSULTING PARK CITY UT	10/01/2019
230237	2200102204	09/26/2019	USD	1,129.70	YORK EMPLOYMENT SERVICES, INC PASADENA CA	09/30/2019
230238	2200102207	09/26/2019	USD	34,795.38	ZONES CORPORATE SOLUTIONS SEATTLE WA	10/01/2019
230240	2200102297	09/26/2019	USD	6,873.25	PONTON INDUSTRIES INC YORBA LINDA CA	10/10/2019
230241	2200102300	09/26/2019	USD	782.52	PR ELECTRONICS INC CHICAGO IL	10/03/2019
230242	2200102296	09/26/2019	USD	13,008.42	PSOMAS LOS ANGELES CA	10/10/2019
230243	2200102302	09/26/2019	USD	399.82	SO CALIF EDISON ROSEMEAD CA	10/01/2019
230244	2200102303	09/26/2019	USD	103.98	SO CALIF GAS MONTEREY PARK CA	10/02/2019
230245	2200102293	09/26/2019	USD	1,108.00	SOUTHWEST ALARM SERVICE UPLAND CA	10/01/2019
230246	2200102301	09/26/2019	USD	214.60	TRANSENE COMPANY INC DANVERS MA	10/01/2019
230247	2200102294	09/26/2019	USD	993.74	UNDERGROUND SERVICE ALERT/SC CORONA CA	10/03/2019
230248	2200102299	09/26/2019	USD	12,029.51	US BANK VOYAGER FLEET SYSTEMS KANSAS CITY MO	10/01/2019
230249	2200102295	09/26/2019	USD	3,761.74	WASTE MANAGEMENT OF LOS ANGELES CA	10/01/2019
230250	2200102298	09/26/2019	USD	118.20	WORLDWIDE EXPRESS PASADENA CA	10/01/2019
* Payment method Check			USD	5,527,802.79		

Inland Empire Util. Agency
 Chino, CA
 Company code 1000

Check Register
 CBS Disbursement Account-September 2019

10/21/2019 / 20:24:58
 User: CCAMPBRL
 Page: 8

Bank	CBB	CITIZENS BUSINESS BANK		ONTARIO CA 917610000		
Bank Key	122234149					
Acct number	CHECK	231167641				
Separate Check						
Check number from to	Payment	Pmnt date	Crcy	Amount paid (FC)	Recipient/void reason code	Enca./void
230017	2200101752	09/05/2019	USD	115.00	DEPT OF CONSUMER AFFAIRS SACRAMENTO CA	09/18/2019
230163	2200101982	09/19/2019	USD	51.00	CHINO CREEK TOASTMASTER CLUB CHINO HILLS CA	09/30/2019
230239	2200102194	09/26/2019	USD	51.00	CHINO CREEK TOASTMASTER CLUB CHINO HILLS CA	09/30/2019
* Payment method Separate Check			USD	217.00		

Total of all entries

Check Register
CEB Disbursement Account-September 2019

10/21/2019 / 20:24:58
User: CCAMPBRL
Page: 9

Check number from to	Payment	Pmnt date	Crcy	Amount paid (FC)	Recipient/void reason code	Enca./void
**			USD	5,528,019.79		

Attachment 2B

Workers' Comp Checks

Inland Empire Util.Agency
 Chino, CA
 Company code 1000

Check Register
 CBB Workers Comp Account-September 2019

10/21/2019 / 20:28:26
 User: CCAMPBELL
 Page: 1

Bank		CBB		CITIZENS BUSINESS BANK		ONTARIO CA 917610000	
Bank Key		122234149					
Acct number		WCOMP		231159290			
Checks created manually							
Check number from to	Payment	Pmnt date	Crcy	Amount paid (FC)	Recipient/void reason code	Enca./void	
05203	2200102316	09/04/2019	USD	12.00	YORK RISK SERVICES GROUP INC RANCHO CUCAMONGA CA	09/10/2019	
05204	2200102317	09/04/2019	USD	983.67	YORK RISK SERVICES GROUP INC RANCHO CUCAMONGA CA	09/12/2019	
05205	2200102318	09/04/2019	USD	4.00	YORK RISK SERVICES GROUP INC RANCHO CUCAMONGA CA	09/13/2019	
05206	2200102319	09/04/2019	USD	482.59	YORK RISK SERVICES GROUP INC RANCHO CUCAMONGA CA	09/12/2019	
05207	2200102320	09/11/2019	USD	548.48	YORK RISK SERVICES GROUP INC RANCHO CUCAMONGA CA	09/23/2019	
05208	2200102321	09/11/2019	USD	107.62	YORK RISK SERVICES GROUP INC RANCHO CUCAMONGA CA	09/16/2019	
05209	2200102322	09/11/2019	USD	12.00	YORK RISK SERVICES GROUP INC RANCHO CUCAMONGA CA	09/19/2019	
05210	2200102323	09/11/2019	USD	336.00	YORK RISK SERVICES GROUP INC RANCHO CUCAMONGA CA	09/17/2019	
05211	2200102324	09/11/2019	USD	318.43	YORK RISK SERVICES GROUP INC RANCHO CUCAMONGA CA	09/20/2019	
05212	2200102437	09/18/2019	USD	750.00	YORK RISK SERVICES GROUP INC RANCHO CUCAMONGA CA	09/19/2019	
05213	2200102438	09/18/2019	USD	1,828.44	YORK RISK SERVICES GROUP INC RANCHO CUCAMONGA CA	09/19/2019	
05214	2200102439	09/18/2019	USD	369.04	YORK RISK SERVICES GROUP INC RANCHO CUCAMONGA CA	09/23/2019	
05215	2200102440	09/18/2019	USD	481.66	YORK RISK SERVICES GROUP INC RANCHO CUCAMONGA CA	09/25/2019	
05216	2200102441	09/18/2019	USD	107.62	YORK RISK SERVICES GROUP INC RANCHO CUCAMONGA CA	09/23/2019	
05217	2200102442	09/18/2019	USD	9.63	YORK RISK SERVICES GROUP INC RANCHO CUCAMONGA CA	09/26/2019	
05218	2200102443	09/18/2019	USD	12.00	YORK RISK SERVICES GROUP INC RANCHO CUCAMONGA CA	09/25/2019	
05219	2200102444	09/18/2019	USD	870.00	YORK RISK SERVICES GROUP INC RANCHO CUCAMONGA CA	09/23/2019	
05220	2200102445	09/18/2019	USD	145.00	YORK RISK SERVICES GROUP INC RANCHO CUCAMONGA CA	09/23/2019	
05221	2200102446	09/18/2019	USD	727.13	YORK RISK SERVICES GROUP INC RANCHO CUCAMONGA CA	09/23/2019	
05222	2200102447	09/18/2019	USD	19.15	YORK RISK SERVICES GROUP INC RANCHO CUCAMONGA CA	09/23/2019	
05223	2200102448	09/18/2019	USD	126.59	YORK RISK SERVICES GROUP INC RANCHO CUCAMONGA CA	09/23/2019	
05224	2200102449	09/25/2019	USD	154.19	YORK RISK SERVICES GROUP INC RANCHO CUCAMONGA CA		
05225	2200102450	09/25/2019	USD	588.07	YORK RISK SERVICES GROUP INC RANCHO CUCAMONGA CA	09/30/2019	
05226	2200102451	09/25/2019	USD	164.30	YORK RISK SERVICES GROUP INC RANCHO CUCAMONGA CA		
* Payment method Checks created manually			USD	9,157.61			

Total of all entries

Check Register
CBB Workers Comp Account-September 2019

10/21/2019 / 20:28:26
User: CCAMPBRL
Page: 2

Check number from to	Payment	Pmnt date	Crcy	Amount paid (FC)	Recipient/void reason code	Enca./void
**			USD	9,157.61		

Attachment 2C

Vendor ACHs

Check	Payee / Description		Amount
ACH	AQUA BEN CORPORATION		
	RP1-23,000 Lbs Hydrofloc 750A	39365	28,499.88
	DAFT-4,600 Lbs Hydrofloc 748E	39364	4,361.72

	AQUA BEN CORPORATION	\$	32,861.60
ACH	NAPA GENUINE PARTS COMPANY		
	1 Bolt	281279	8.61
	Battery Charger	4584-285595	339.20
	Return 4 Battery Chargers	4584-285696	339.20

	NAPA GENUINE PARTS COMPANY	\$	8.61
ACH	SANTA ANA WATERSHED		
	July 2019 Service	9576	101,133.24
	July 2019 Truck Discharge	9570	4,465.65

	SANTA ANA WATERSHED	\$	105,598.89
ACH	INGERSOLL RAND COMPANY		
	Inv-Air Filter Elements	24940111	493.25

	INGERSOLL RAND COMPANY	\$	493.25
ACH	R F MACDONALD		
	RP2 Boiler #1 Semi-Annual Cleaning	279392	4,457.00
	RP2 Boiler #2 Semi-Annual Cleaning	279624	4,457.00

	R F MACDONALD	\$	8,914.00
ACH	CAROLLO ENGINEERS		
	RW15004-7/2019 Professional Svcs	0179377	1,378.20
	EN17049-7/2019 Professional Svcs	0179379	9,827.90
	EN19001/EN19006-7/2019 Professional Svcs	0179376	20,277.29
	EN24001/EN24002-7/2019 Professional Svcs	0179378	15,148.05

	CAROLLO ENGINEERS	\$	46,631.44
ACH	MCMASTER-CARR SUPPLY CO		
	Tank Level Ruler	12289068	77.28
	Clamp,Tube Fittings	14113024	61.57

	MCMASTER-CARR SUPPLY CO	\$	138.85
ACH	INLAND EMPIRE REGIONAL		
	7/19 Biosolids	90024693	340,658.08
	6/19 Biosolids	90024466	316,179.36

	INLAND EMPIRE REGIONAL	\$	656,837.44
ACH	HACH COMPANY		
	RP1Mnt-Stablcal Std, Demal KCL Sol, DPD TO	11570080	3,240.20
	TP4-Service RCC DR3800/3900	11552147	531.75
	RP4-Lamp Assys	11571693	309.73

	HACH COMPANY	\$	4,081.68
ACH	CS-AMSCO		

Check	Payee / Description	Amount
	1 Slanting Disc Check Valve 15049	15,780.03
	CS-AMSCO \$	15,780.03
ACH	SHI INTERNATIONAL CORP 7/19-7/20 JDisc Discovery Subscription B10295805	1,817.76
	SHI INTERNATIONAL CORP \$	1,817.76
ACH	BENTLY NEVADA LLC Probe, Proximitor 1010497740	3,825.67
	BENTLY NEVADA LLC \$	3,825.67
ACH	NATIONAL CONSTRUCTION RENTALS 8/9/19-9/5/19 Potty/Handicap Potty/Sink 5462323	994.80
	NATIONAL CONSTRUCTION RENTALS \$	994.80
ACH	RSD Pleated Filters 55306508-00	131.11
	RSD \$	131.11
ACH	CONSERV CONSTRUCTION INC WR19024-8/2019 Residential Landscape Tun 1513	11,343.50
	WR20019-8/2019 Professional Services 1515	61,294.10
	WR19006-7/2019 Professional Services 1511	24,691.50
	WR19006-8/2019 Professional Services 1514	18,997.30
	CONSERV CONSTRUCTION INC \$	116,326.40
ACH	CALIFORNIA WATER TECHNOLOGIES RP2-19,195 lbs Ferric Chloride Solution 35767	4,181.97
	Phills-17,517 lbs Ferric Chloride Soluti 35743	3,816.53
	RP2-17,772 lbs Ferric Chloride Solution 35717	3,872.10
	RP4-17,496 lbs Ferric Chloride Solution 35747	3,811.99
	RP2-18,945 lbs Ferric Chloride Solution 35758	4,127.57
	RP1-17,991 lbs Ferric Chloride Solution 35749	3,919.70
	CALIFORNIA WATER TECHNOLOGIES \$	23,729.86
ACH	EVOQUA WATER TECHNOLOGIES LLC Water Purification PM Parts & Labor - 8/ 904115273	1,748.00
	EVOQUA WATER TECHNOLOGIES LLC \$	1,748.00
ACH	AMAZON BUSINESS Hydraulic Driver Kit, Inflator Gauge 1TY9-HPWX-6HR	1,642.55
	Lithium Photo Battery 1XCM-7V1D-GJR	27.56
	iPhone Case, Screen Protector 1TY9-HPWX-4M9	46.27
	Storage Boxes, Desk Calendars 1TY9-HPWX-CPV	144.17
	AMAZON BUSINESS \$	1,860.55
ACH	KEARNS & WEST PL19002-7/19 Prof Svcs-Project 1717 016518	23,936.99
	KEARNS & WEST \$	23,936.99

Check	Payee / Description	Amount
ACH	GERSTEL INC WQLab-Septumless Head 0055718-IN	2,011.74
	GERSTEL INC \$	2,011.74
ACH	SHELL ENERGY NORTH AMERICA LP RP1-7/1-7/31 16400 2450 Phila St 4/1-4/3 2042 7/19 RP2/RP5-7/1-7/31 16400 El Prado Rd 4/1-4 2044 7/19 CCWRP/TP-7/1-7/31 14950 Tlphn 4/1-4/30 A 2046 7/19	114,316.49 7,442.17 40,025.31
	SHELL ENERGY NORTH AMERICA LP \$	161,783.97
ACH	ICMA RETIREMENT TRUST 457 P/R 19 9/13/19 Deferred Comp Ded HR 0081500	18,837.81
	ICMA RETIREMENT TRUST 457 \$	18,837.81
ACH	LINCOLN NATIONAL LIFE INS CO P/R 19 9/13/19 Deferred Comp Ded HR 0081500	20,403.13
	LINCOLN NATIONAL LIFE INS CO \$	20,403.13
ACH	ICMA RETIREMENT TRUST 401 P/R 19 9/13/19 Exec Deferred Comp HR 0081500	5,567.74
	ICMA RETIREMENT TRUST 401 \$	5,567.74
ACH	AQUA BEN CORPORATION DAFT-4,600 Lbs Hydrofloc 748E 39402 RP1-23,000 Lbs Hydrofloc 750A 39403	4,361.72 28,499.88
	AQUA BEN CORPORATION \$	32,861.60
ACH	NAPA GENUINE PARTS COMPANY Lip Seal, Delo Oil, Fuel Filter, Oil Filter 4584-286081 4 Battery Chargers 4584-285675 Battery Maint Charger 4584-281398 Mini Radiator Cap 4584-286091 Auto Battery 4584-285667	106.44 129.26 31.24 9.69 304.15
	NAPA GENUINE PARTS COMPANY \$	580.78
ACH	UNIVAR USA INC RP5-12,130 Lbs Sodium Bisulfite LA745616	2,828.45
	UNIVAR USA INC \$	2,828.45
ACH	WAXIE SANITARY SUPPLY Hand Soap 78444171 Foam Soap 78422669 Roll Towels 78422624 Towels, Paper Towels, Liners, Toilet Paper, 78438824	26.08 143.14 75.45 3,365.73
	WAXIE SANITARY SUPPLY \$	3,610.40
ACH	ENVIRONMENTAL RESOURCES ASSOC Heterotrophic Plate Count 911695 Coliform Microbe 911692	297.56 438.00

Check	Payee / Description	Amount
	ENVIRONMENTAL RESOURCES ASSOC \$	735.56
ACH	TRI STATE ENVIRONMENTAL 7/31/19 CCWRP Underground Storage Tank I 10341	150.00
	TRI STATE ENVIRONMENTAL \$	150.00
ACH	CAROLLO ENGINEERS EN19001-7/2019 Professional Svcs 0179578	4,000.00
	CAROLLO ENGINEERS \$	4,000.00
ACH	MCMASTER-CARR SUPPLY CO 3 Worm Drive Clamp 13218801 41.93 Aluminum Framing, Aluminum Fitting 14755932 612.40	654.33
	MCMASTER-CARR SUPPLY CO \$	654.33
ACH	LOCKMASTERS USA INC Inv-Padlocks-2 1/2" Shackle w/Blue Bump 1049186	1,215.94
	LOCKMASTERS USA INC \$	1,215.94
ACH	PALM AUTO DETAIL INC Disc Bal-7/19 Carwash Svcs f/Agency Flee 19799-4 DISC	125.10
	PALM AUTO DETAIL INC \$	125.10
ACH	NATIONAL BUSINESS INVESTIGATIO Employee Background Chk DJT, YL IEUA-1075	239.78
	NATIONAL BUSINESS INVESTIGATIO \$	239.78
ACH	ATMAA INC Sulfur Compounds in Tedlar Bags 35715	220.00
	ATMAA INC \$	220.00
ACH	PEST OPTIONS INC July 2019 Weed Abatement Services 329603	3,925.00
	PEST OPTIONS INC \$	3,925.00
ACH	OLIN CORP TP1-4,910 Gals Sodium Hypochlorite 2719772 3,800.34 RP2-2,016 Gals Sodium Hypochlorite 2721680 1,689.41 TP1-4,856 Gals Sodium Hypochlorite 2721679 3,758.54 TP1-4,508 Gals Sodium Hypochlorite 2721384 3,777.70 TP1-4,828 Gals Sodium Hypochlorite 2720844 3,736.87 TP1-4,850 Gals Sodium Hypochlorite 2720843 3,753.90 RP5-4,936 Gals Sodium Hypochlorite 2719773 3,820.46 CCWRP-2,964 Gals Sodium Hypochlorite 2720842 2,483.83 RP5-4,872 Gals Sodium Hypochlorite 2720290 3,770.93 CCWRP-4,826 Gals Sodium Hypochlorite 2719119 3,735.32 TP1-4,880 Gals Sodium Hypochlorite 2720289 3,777.12 RP4-4,876 Gals Sodium Hypochlorite 2719774 3,774.02	41,878.44
	OLIN CORP \$	41,878.44

Check	Payee / Description		Amount
ACH	GK & ASSOCIATES		
	46-2054-7/19 Prof Svcs	19-045	13,300.00
	46-2054-7/19 Prof Svcs	19-046	21,120.00
	46-2054-7/19 Prof Svcs	19-047	12,810.00
			- - - - -
	GK & ASSOCIATES	\$	47,230.00
ACH	SAP AMERICA INC		
	BIS-8/12-8/16 Trng-RN-HR306	7008383959	3,750.00
			- - - - -
	SAP AMERICA INC	\$	3,750.00
ACH	ELECTRO-CHEMICAL DEVICES, INC		
	3 Electrolyte Refill Kits	68807	348.93
			- - - - -
	ELECTRO-CHEMICAL DEVICES, INC	\$	348.93
ACH	EPI-USE AMERICA INC		
	7/2019 HCM Consulting	263908298	1,550.00
			- - - - -
	EPI-USE AMERICA INC	\$	1,550.00
ACH	MICROAGE		
	Adobe Creative Cloud For Teams License	2068969	415.40
			- - - - -
	MICROAGE	\$	415.40
ACH	CALIFORNIA WATER TECHNOLOGIES		
	Phills-19,210 lbs Ferric Chloride Soluti	35784	4,185.24
	RP1-17,731 lbs Ferric Chloride Solution	35810	3,863.06
	CCWRP-15,842 lbs Ferric Chloride Solutio	35588	3,451.62
			- - - - -
	CALIFORNIA WATER TECHNOLOGIES	\$	11,499.92
ACH	EVOQUA WATER TECHNOLOGIES LLC		
	7/1/19-9/30/19 DI Tank Rental	904119585	118.24
			- - - - -
	EVOQUA WATER TECHNOLOGIES LLC	\$	118.24
ACH	AMAZON BUSINESS		
	2 Royal Blue E Z Ups	17FM-KWQL-FKD	211.20
	Gel Pens, Dry Erase Markers	1D33-H1XQ-YHL	27.82
	ASCO Power Technologies 302280	1LFT-VTYD-4GT	342.52
	4 Widescreen Monitors, Sholder Phone Rest	1PR7-1Q9P-LPH	240.66
			- - - - -
	AMAZON BUSINESS	\$	822.20
ACH	AMERICAN OFFICE PROFESSIONALS		
	Service Call Ricoh SP C410DN (\$89.95 Lab 2238		89.95
			- - - - -
	AMERICAN OFFICE PROFESSIONALS	\$	89.95
ACH	JWC ENVIRONMENTAL LLC		
	RP4-Parts and Labor to Rpr/Rbld Fine Scr	98237	53,095.35
			- - - - -
	JWC ENVIRONMENTAL LLC	\$	53,095.35
ACH	BEST CONTRACTING SERVICES INC		

Check	Payee / Description	Amount
	EN19037-Ret Rls 1-Final	17,177.75
	EN19037-RET R	- - - - -
	BEST CONTRACTING SERVICES INC \$	17,177.75
ACH	HOPKINS TECHNICAL PRODUCTS INC EP19003-Chlorine Residual Analyzers,Sens 3619300745	19,873.79
	HOPKINS TECHNICAL PRODUCTS INC\$	- - - - -
		19,873.79
ACH	SOLAR STAR CALIFORNIA V LLC RP5/TP5/HQA/B-7/1-7/31 6075 Kimball Ave	20,412.78
	RP1-7/1-7/31 2450 Phila St	E02M0614-2939 17,598.46
	RP1-7/1-7/31 2450 Phila St	E02M0615-2939 4,235.61
	SOLAR STAR CALIFORNIA V LLC \$	- - - - -
		42,246.85
ACH	IEUA EMPLOYEES' ASSOCIATION P/R 19 9/13/19 Employee Ded	222.00
	IEUA EMPLOYEES' ASSOCIATION \$	- - - - -
		222.00
ACH	IEUA SUPERVISORS UNION ASSOCIA P/R 19 9/13/19 Employee Ded	345.00
	IEUA SUPERVISORS UNION ASSOCIA\$	- - - - -
		345.00
ACH	IEUA GENERAL EMPLOYEES ASSOCIA P/R 19 9/13/19 Employee Ded	1,081.60
	IEUA GENERAL EMPLOYEES ASSOCIA\$	- - - - -
		1,081.60
ACH	IEUA PROFESSIONAL EMPLOYEES AS P/R 19 9/13/19 Employee Ded	530.00
	IEUA PROFESSIONAL EMPLOYEES AS\$	- - - - -
		530.00
ACH	DISCOVERY BENEFITS INC P/R 19 9/13/19 Cafeteria Plan	4,017.45
	DISCOVERY BENEFITS INC \$	- - - - -
		4,017.45
ACH	PATRICK W HUNTER P/R 19 9/13/19	248.50
	PATRICK W HUNTER \$	- - - - -
		248.50
ACH	HALL, JASMIN Reim-8/5/19,8/8/19 Meeting Meals	41.96
	HALL, JASMIN \$	- - - - -
		41.96
ACH	TOM DODSON & ASSOCIATES EN17049-7/11-8/9 Prof Svcs	4,829.73
	WR15021-5/28-7/31 Prof Svcs	IE-318 19-3 7,940.81
	EN19027-6/27-7/31 Prof Svcs	IE-320 19-1 1,150.00
	EN17043/EN17110-7/1-7/31 Prof Svcs	IE-321 19-1 1,250.00
	EN21004/EN22004-7/1-7/31 Prof Svcs	IE-323 19-1 950.00
	PL19005-7/2-7/25 Prof Svcs	IE-325 19-1 1,500.00
		IE-311 19-6 - - - - -

Check	Payee / Description		Amount
	TOM DODSON & ASSOCIATES	\$	17,620.54
ACH	AQUA BEN CORPORATION		
	DAFT-4,600 Lbs Hydrofloc 748E	39432	4,361.72
	RP1-23,000 Lbs Hydrofloc 750A	39433	28,499.88
	AQUA BEN CORPORATION	\$	32,861.60
ACH	NAPA GENUINE PARTS COMPANY		
	2 Fuel Filters	3973-993001	28.25
	15W40 Engine Oil, Antifreeze	4584-286243	80.75
	15W40 Engine Oil	4584-286244	136.80
	15W40 Engine Oil, Antifreeze	4584-286242	80.75
	Oil Filters,Fuel Filters,Delo 15W40,Air	4584-286566	536.57
	Wiper Blades	4584-286309	25.84
	Air Filter, Fuel Filter, Oil Filter	4584-286308	107.48
	NAPA GENUINE PARTS COMPANY	\$	996.44
ACH	UNIVAR USA INC		
	RP5-12,600 Lbs Sodium Bisulfite	LA748537	2,937.91
	UNIVAR USA INC	\$	2,937.91
ACH	BLACK & VEATCH CORPORATION		
	EN17044-7/2019 Professional Services	1302355	24,902.50
	BLACK & VEATCH CORPORATION	\$	24,902.50
ACH	ACCUSTANDARD INC		
	Base/Nuetral Composite Mixture	904295	665.03
	ACCUSTANDARD INC	\$	665.03
ACH	CAROLLO ENGINEERS		
	4600002677-7/2019 Professional Services	0179659	15,527.15
	4600002677-5/2019 Professional Services	0178183	35,836.74
	CAROLLO ENGINEERS	\$	51,363.89
ACH	MCMASTER-CARR SUPPLY CO		
	18 V-Belts,Steel Ball Bearings	15632024	224.78
	2 Quick Disconnect Pulleys	15356364	167.28
	10 Full Cone Spray Nozzles	15346971	802.38
	MCMASTER-CARR SUPPLY CO	\$	1,194.44
ACH	PEST OPTIONS INC		
	August 2019 Weed Abatement Services	331644	3,925.00
	July 2019 GWR Weed Abatement Services	329678	8,274.82
	PEST OPTIONS INC	\$	12,199.82
ACH	STANEK CONSTRUCTORS INC		
	EN14042-8/19 Pay Est 8	PE 8-EN14042	84,569.36
	STANEK CONSTRUCTORS INC	\$	84,569.36
ACH	OLIN CORP		

Check	Payee / Description	Amount
	TP1-4,864 Gals Sodium Hypochlorite 2725604	3,764.74
	RP4-4,856 Gals Sodium Hypochlorite 2725028	3,758.54
	TP1-4,852 Gals Sodium Hypochlorite 2725027	3,755.45
	TP1-4,638 Gals Sodium Hypochlorite 2724493	3,886.64
	CCWRP-4,924 Gals Sodium Hypochlorite 2724066	3,811.18
	TP1-4,852 Gals Sodium Hypochlorite 2724065	3,755.45
	RP5-4,996 Gals Sodium Hypochlorite 2722946	3,866.90
	TP1-4,978 Gals Sodium Hypochlorite 2722945	3,852.97
	RP2-3,422 Gals Sodium Hypochlorite 2722944	2,867.64
	RP5-4,868 Gals Sodium Hypochlorite 2722943	3,767.83
	CCWRP-4,878 Gals Sodium Hypochlorite 2722942	3,775.57
	RP4-4,856 Gals Sodium Hypochlorite 2722941	3,758.54
	TP1-4,780 Gals Sodium Hypochlorite 2722342	4,005.64
	TP1-4,864 Gals Sodium Hypochlorite 2726162	3,764.74
	RP5-4,854 Gals Sodium Hypochlorite 2726163	3,757.00
	TP1-4,832 Gals Sodium Hypochlorite 2726725	3,739.97
	RP5-4,850 Gals Sodium Hypochlorite 2726726	3,753.90
	RP2-2,976 Gals Sodium Hypochlorite 2727287	2,493.89
	CCWRP-2,962 Gals Sodium Hypochlorite 2727288	2,482.16
	TP1-4,826 Gals Sodium Hypochlorite 2727289	3,735.32
	RP4-4,836 Gals Sodium Hypochlorite 2727290	3,743.06
	TP1-4,868 Gals Sodium Hypochlorite 2727667	3,767.83
	TP1-4,890 Gals Sodium Hypochlorite 2728136	3,784.86
	RP5-4,864 Gals Sodium Hypochlorite 2728137	3,764.74
	CCWRP-4,812 Gals Sodium Hypochlorite 2725603	3,724.49
	OLIN CORP \$	91,139.05
ACH	DAVE'S PLUMBING 1 Water Softener Removal 8/2019 5223	250.00
	DAVE'S PLUMBING \$	250.00
ACH	PFM ASSET MANAGEMENT LLC 7/1-7/31 Investment Portfolio Mgmt Svcs SMA-M0719-117	6,316.69
	PFM ASSET MANAGEMENT LLC \$	6,316.69
ACH	DOWNS ENERGY RP5-528.00 Gals Red Dyed Diesel Fuel 0254727-IN	1,492.56
	DOWNS ENERGY \$	1,492.56
ACH	ELECTRO-CHEMICAL DEVICES, INC CL2 Sensor, Chlorine Analyzer, Tube 68874 12,218.69 11 Membrane Replacement Kits 68838 2,321.29	
	ELECTRO-CHEMICAL DEVICES, INC \$	14,539.98
ACH	EPI-USE LABS LLC 8/28/19-8/27/20 HCM Annual Maintenance F INV-US4922	1,945.60
	EPI-USE LABS LLC \$	1,945.60
ACH	CALIFORNIA WATER TECHNOLOGIES CCWRP-17,114 lbs Ferric Chloride Solutio 35831 3,728.73 Phills-18,281 lbs Ferric Chloride Soluti 35825 3,982.99	
	CALIFORNIA WATER TECHNOLOGIES \$	7,711.72

Check	Payee / Description	Amount
ACH	FERREIRA COASTAL CONSTRUCTION WR15021-8/19 Pay Est 9 EN17020-7/2019 Professional Services	PE 9-WR15021 463,917.93 5279-002 15,603.20 ----- FERREIRA COASTAL CONSTRUCTION \$ 479,521.13
ACH	YORKE ENGINEERING LLC RCA-6/1-7/31 Air Quality & Environmental 19790	2,600.00 ----- YORKE ENGINEERING LLC \$ 2,600.00
ACH	AMAZON BUSINESS Fire Escape Ladders Color Printer, Dry Erase Markers, Eraser 10 - 3V PLC Batteries iPhone Cases, Flashlights, Charging Cables 9 Channel Flow Measurement Handbooks Safety Harnesses 1 Scoop	1JDP-D3TK-LMP 1,327.50 1YNJ-31JD-NFV 1,851.46 174Y-6V3R-169 143.33 1WYC-J3P4-96D 337.62 17FJ-KY1X-V1J 581.85 119K-MDP3-QHY 5,855.04 1WYC-J3P4-C77 22.27 ----- AMAZON BUSINESS \$ 10,119.07
ACH	CDM CONSTRUCTORS INC EN13016.04-8/19 Pay Est 23 EN13016.03-8/19 Pay Est 19	PE 23-EN13016 9,571.01 PE 19-EN13016 152,271.56 ----- CDM CONSTRUCTORS INC \$ 161,842.57
ACH	T E ROBERTS INC EN14043-8/19 Pay Est 8	PE 8-EN14043 525,770.62 ----- T E ROBERTS INC \$ 525,770.62
ACH	SCHULER CONSTRUCTORS INC EN17045-8/19 Pay Est 5	PE 5-EN17045 220,662.76 ----- SCHULER CONSTRUCTORS INC \$ 220,662.76
ACH	CASCADE DRILLING LP RW19002-8/19 Pay Est 6	PE 6-RW19002 27,490.81 ----- CASCADE DRILLING LP \$ 27,490.81
ACH	ZENON ENVIRONMENTAL CORPORATIO EN19001-6/21-8/1 Prof Svcs	900008091 60,000.00 ----- ZENON ENVIRONMENTAL CORPORATIO\$ 60,000.00
ACH	VIDEO SERVICES EN14019-SCADA Training RP1 Video Product 00115	625.00 ----- VIDEO SERVICES \$ 625.00
ACH	IEUA EMPLOYEES' ASSOCIATION P/R DIR 9 9/13/19 Employee Ded	HR 0082100 12.00 ----- IEUA EMPLOYEES' ASSOCIATION \$ 12.00

Check	Payee / Description	Amount
ACH	ELIE, STEVE Elie,S-ExpRpt-9/11/19 WatereNow Alliance 9/11/19 WTRNW	416.92
	ELIE, STEVE \$	416.92
ACH	HALL, JASMIN Reim-9/6/19 Meal Meeting with Y (Chaffey 9/6/19 MEAL	12.16
	HALL, JASMIN \$	12.16
ACH	ESTRADA, JIMMIE J Reim Monthly Health Prem HEALTH PREM	511.48
	ESTRADA, JIMMIE J \$	511.48
ACH	LICHTI, ALICE Reim Monthly Health Prem HEALTH PREM	187.74
	LICHTI, ALICE \$	187.74
ACH	NOWAK, THEO T Reim Monthly Health Prem HEALTH PREM	511.48
	NOWAK, THEO T \$	511.48
ACH	SONNENBURG, ILSE Reim Monthly Health Prem HEALTH PREM	187.74
	SONNENBURG, ILSE \$	187.74
ACH	DYKSTRA, BETTY Reim Monthly Health Prem HEALTH PREM	187.74
	DYKSTRA, BETTY \$	187.74
ACH	MUELLER, CAROLYN Reim Monthly Health Prem HEALTH PREM	187.74
	MUELLER, CAROLYN \$	187.74
ACH	GRIFFIN, GEORGE Reim Monthly Health Prem HEALTH PREM	187.74
	GRIFFIN, GEORGE \$	187.74
ACH	CANADA, ANGELA Reim Monthly Health Prem HEALTH PREM	187.74
	CANADA, ANGELA \$	187.74
ACH	CUPERSMITH, LEIZAR Reim Monthly Health Prem HEALTH PREM	187.74
	CUPERSMITH, LEIZAR \$	187.74
ACH	DELGADO-ORAMAS JR, JOSE Reim Monthly Health Prem HEALTH PREM	323.74
	DELGADO-ORAMAS JR, JOSE \$	323.74

Check	Payee / Description	Amount
ACH	GRANGER, BRANDON Reim Monthly Health Prem	HEALTH PREM 161.87
	GRANGER, BRANDON	\$ 161.87
ACH	GADDY, CHARLES L Reim Monthly Health Prem	HEALTH PREM 161.87
	GADDY, CHARLES L	\$ 161.87
ACH	BAKER, CHRIS Reim Monthly Health Prem	HEALTH PREM 25.87
	BAKER, CHRIS	\$ 25.87
ACH	WEBB, DANNY C Reim Monthly Health Prem	HEALTH PREM 136.00
	WEBB, DANNY C	\$ 136.00
ACH	HUMPHREYS, DEBORAH E Reim Monthly Health Prem	HEALTH PREM 161.87
	HUMPHREYS, DEBORAH E	\$ 161.87
ACH	MOUAT, FREDERICK W Reim Monthly Health Prem	HEALTH PREM 161.87
	MOUAT, FREDERICK W	\$ 161.87
ACH	MORGAN, GARTH W Reim Monthly Health Prem	HEALTH PREM 136.00
	MORGAN, GARTH W	\$ 136.00
ACH	ALLINGHAM, JACK Reim Monthly Health Prem	HEALTH PREM 25.87
	ALLINGHAM, JACK	\$ 25.87
ACH	MAZUR, JOHN Reim Monthly Health Prem	HEALTH PREM 476.19
	MAZUR, JOHN	\$ 476.19
ACH	RUDDER, LARRY Reim Monthly Health Prem	HEALTH PREM 25.87
	RUDDER, LARRY	\$ 25.87
ACH	HAMILTON, MARIA Reim Monthly Health Prem	HEALTH PREM 136.00
	HAMILTON, MARIA	\$ 136.00
ACH	PICENO, TONY Reim Monthly Health Prem	HEALTH PREM 187.74

Check	Payee / Description	Amount
	PICENO, TONY	\$ 187.74
ACH	RAMOS, CAROL Reim Monthly Health Prem	HEALTH PREM 25.87
	RAMOS, CAROL	\$ 25.87
ACH	FISHER, JAY Reim Monthly Health Prem	HEALTH PREM 136.00
	FISHER, JAY	\$ 136.00
ACH	KING, PATRICK Reim Monthly Health Prem	HEALTH PREM 25.87
	KING, PATRICK	\$ 25.87
ACH	HOWARD, ROBERT JAMES Reim Monthly Health Prem	HEALTH PREM 25.87
	HOWARD, ROBERT JAMES	\$ 25.87
ACH	DIETZ, JUDY Reim Monthly Health Prem	HEALTH PREM 136.00
	DIETZ, JUDY	\$ 136.00
ACH	DAVIS, GEORGE Reim Monthly Health Prem	HEALTH PREM 25.87
	DAVIS, GEORGE	\$ 25.87
ACH	MONZAVI, TAGHI Reim Monthly Health Prem	HEALTH PREM 25.87
	MONZAVI, TAGHI	\$ 25.87
ACH	PETERSEN, KENNETH Reim Monthly Health Prem	HEALTH PREM 187.74
	PETERSEN, KENNETH	\$ 187.74
ACH	TRAUTERMAN, HELEN Reim Monthly Health Prem	HEALTH PREM 187.74
	TRAUTERMAN, HELEN	\$ 187.74
ACH	TIEGS, KATHLEEN Reim Monthly Health Prem	HEALTH PREM 942.38
	TIEGS, KATHLEEN	\$ 942.38
ACH	DIGGS, GEORGE Reim Monthly Health Prem	HEALTH PREM 511.48
	DIGGS, GEORGE	\$ 511.48
ACH	HAYES, KENNETH Reim Monthly Health Prem	HEALTH PREM 511.48

Check	Payee / Description	Amount
	HAYES, KENNETH	\$ 511.48
ACH	HUNTON, STEVE Reim Monthly Health Prem	HEALTH PREM 161.87
	HUNTON, STEVE	\$ 161.87
ACH	RODRIGUEZ, LOUIS Reim Monthly Health Prem	HEALTH PREM 161.87
	RODRIGUEZ, LOUIS	\$ 161.87
ACH	VARBEL, VAN Reim Monthly Health Prem	HEALTH PREM 476.19
	VARBEL, VAN	\$ 476.19
ACH	CLIFTON, NEIL Reim Monthly Health Prem	HEALTH PREM 471.19
	CLIFTON, NEIL	\$ 471.19
ACH	WELLMAN, JOHN THOMAS Reim Monthly Health Prem	HEALTH PREM 618.64
	WELLMAN, JOHN THOMAS	\$ 618.64
ACH	SPEARS, SUSAN Reim Monthly Health Prem	HEALTH PREM 25.87
	SPEARS, SUSAN	\$ 25.87
ACH	TROXEL, WYATT Reim Monthly Health Prem	HEALTH PREM 187.74
	TROXEL, WYATT	\$ 187.74
ACH	CORLEY, WILLIAM Reim Monthly Health Prem	HEALTH PREM 476.19
	CORLEY, WILLIAM	\$ 476.19
ACH	CALLAHAN, CHARLES Reim Monthly Health Prem	HEALTH PREM 25.87
	CALLAHAN, CHARLES	\$ 25.87
ACH	LESNIAKOWSKI, NORBERT Reim Monthly Health Prem	HEALTH PREM 187.74
	LESNIAKOWSKI, NORBERT	\$ 187.74
ACH	VER STEEG, ALLEN J Reim Monthly Health Prem	HEALTH PREM 482.34
	VER STEEG, ALLEN J	\$ 482.34
ACH	HACKNEY, GARY	

Check	Payee / Description		Amount
	Reim Monthly Health Prem	HEALTH PREM	476.19
	HACKNEY, GARY	\$	476.19
ACH	CAREL, LARRY Reim Monthly Health Prem	HEALTH PREM	25.87
	CAREL, LARRY	\$	25.87
ACH	TOL, HAROLD Reim Monthly Health Prem	HEALTH PREM	187.74
	TOL, HAROLD	\$	187.74
ACH	BANKSTON, GARY Reim Monthly Health Prem	HEALTH PREM	492.63
	BANKSTON, GARY	\$	492.63
ACH	ATWATER, RICHARD Reim Monthly Health Prem	HEALTH PREM	136.00
	ATWATER, RICHARD	\$	136.00
ACH	FIESTA, PATRICIA Reim Monthly Health Prem	HEALTH PREM	476.19
	FIESTA, PATRICIA	\$	476.19
ACH	DIGGS, JANET Reim Monthly Health Prem	HEALTH PREM	647.48
	DIGGS, JANET	\$	647.48
ACH	CARAZA, TERESA Reim Monthly Health Prem	HEALTH PREM	173.32
	CARAZA, TERESA	\$	173.32
ACH	SANTA CRUZ, JACQUELYN Reim Monthly Health Prem	HEALTH PREM	804.23
	SANTA CRUZ, JACQUELYN	\$	804.23
ACH	HECK, ROSELYN Reim Monthly Health Prem	HEALTH PREM	25.87
	HECK, ROSELYN	\$	25.87
ACH	SOPICKI, LEO Reim Monthly Health Prem	HEALTH PREM	323.74
	SOPICKI, LEO	\$	323.74
ACH	GOSE, ROSEMARY Reim Monthly Health Prem	HEALTH PREM	136.00
	GOSE, ROSEMARY	\$	136.00

Check	Payee / Description		Amount
ACH	KEHL, BARRETT Reim Monthly Health Prem	HEALTH PREM	136.00
	KEHL, BARRETT	\$	136.00
ACH	RITCHIE, JANN Reim Monthly Health Prem	HEALTH PREM	136.00
	RITCHIE, JANN	\$	136.00
ACH	LONG, ROCKWELL DEE Reim Monthly Health Prem	HEALTH PREM	482.64
	LONG, ROCKWELL DEE	\$	482.64
ACH	FATTAHI, MIR Reim Monthly Health Prem	HEALTH PREM	136.00
	FATTAHI, MIR	\$	136.00
ACH	VERGARA, FLORENTINO Reim Monthly Health Prem	HEALTH PREM	323.74
	VERGARA, FLORENTINO	\$	323.74
ACH	ROGERS, SHIRLEY Reim Monthly Health Prem	HEALTH PREM	187.74
	ROGERS, SHIRLEY	\$	187.74
ACH	WALL, DAVID Reim Monthly Health Prem	HEALTH PREM	309.32
	WALL, DAVID	\$	309.32
ACH	CHUNG, MICHAEL Reim Monthly Health Prem	HEALTH PREM	161.87
	CHUNG, MICHAEL	\$	161.87
ACH	ADAMS, PAMELA Reim Monthly Health Prem	HEALTH PREM	25.87
	ADAMS, PAMELA	\$	25.87
ACH	BLASINGAME, MARY Reim Monthly Health Prem	HEALTH PREM	482.64
	BLASINGAME, MARY	\$	482.64
ACH	ANDERSON, KENNETH Reim Monthly Health Prem	HEALTH PREM	161.87
	ANDERSON, KENNETH	\$	161.87
ACH	MOE, JAMES Reim Monthly Health Prem	HEALTH PREM	25.87
	MOE, JAMES	\$	25.87

Check	Payee / Description	Amount
ACH	POLACEK, KEVIN Reim Monthly Health Prem	HEALTH PREM 804.23
	POLACEK, KEVIN	\$ 804.23
ACH	ELROD, SONDR Reim Monthly Health Prem	HEALTH PREM 161.87
	ELROD, SONDR	\$ 161.87
ACH	FRAZIER, JACK Reim Monthly Health Prem	HEALTH PREM 178.32
	FRAZIER, JACK	\$ 178.32
ACH	HOAK, JAMES Reim Monthly Health Prem	HEALTH PREM 136.00
	HOAK, JAMES	\$ 136.00
ACH	DEZHAM, PARIVASH Reim Monthly Health Prem	HEALTH PREM 178.32
	DEZHAM, PARIVASH	\$ 178.32
ACH	FOLEY III, DANIEL J. Reim Monthly Health Prem	HEALTH PREM 173.32
	FOLEY III, DANIEL J.	\$ 173.32
ACH	CLEVELAND, JAMES Reim Monthly Health Prem	HEALTH PREM 136.00
	CLEVELAND, JAMES	\$ 136.00
ACH	LANGNER, CAMERON Reim Monthly Health Prem	HEALTH PREM 632.25
	LANGNER, CAMERON	\$ 632.25
ACH	HAMILTON, LEANNE Reim Monthly Health Prem	HEALTH PREM 25.87
	HAMILTON, LEANNE	\$ 25.87
ACH	HOOSHMAND, RAY Reim Monthly Health Prem	HEALTH PREM 136.00
	HOOSHMAND, RAY	\$ 136.00
ACH	SCHLAPKOHL, JACK Reim Monthly Health Prem	HEALTH PREM 136.00
	SCHLAPKOHL, JACK	\$ 136.00
ACH	POOLE, PHILLIP Reim Monthly Health Prem	HEALTH PREM 173.32

Check	Payee / Description	Amount
	POOLE, PHILLIP	\$ 173.32
ACH	ADAMS, BARBARA Reim Monthly Health Prem	HEALTH PREM 161.87
	ADAMS, BARBARA	\$ 161.87
ACH	RUESCH, GENECE Reim Monthly Health Prem	HEALTH PREM 335.19
	RUESCH, GENECE	\$ 335.19
ACH	VANDERPOOL, LARRY Reim Monthly Health Prem	HEALTH PREM 492.63
	VANDERPOOL, LARRY	\$ 492.63
ACH	AMBROSE, JEFFREY Reim Monthly Health Prem	HEALTH PREM 471.19
	AMBROSE, JEFFREY	\$ 471.19
ACH	MERRILL, DIANE Reim Monthly Health Prem	HEALTH PREM 482.34
	MERRILL, DIANE	\$ 482.34
ACH	HOUSER, ROD Reim Monthly Health Prem	HEALTH PREM 644.21
	HOUSER, ROD	\$ 644.21
ACH	RUSSO, VICKI Reim Monthly Health Prem	HEALTH PREM 173.32
	RUSSO, VICKI	\$ 173.32
ACH	HUSS, KERRY Reim Monthly Health Prem	HEALTH PREM 828.68
	HUSS, KERRY	\$ 828.68
ACH	BINGHAM, GREGG Reim Monthly Health Prem	HEALTH PREM 482.64
	BINGHAM, GREGG	\$ 482.64
ACH	CHARLES, DAVID Reim Monthly Health Prem	HEALTH PREM 136.00
	CHARLES, DAVID	\$ 136.00
ACH	YEBOAH, ERNEST Reim Monthly Health Prem	HEALTH PREM 136.00
	YEBOAH, ERNEST	\$ 136.00
ACH	ALVARADO, ROSEMARY Reim Monthly Health Prem	HEALTH PREM 335.19

Check	Payee / Description	Amount
	ALVARADO, ROSEMARY	\$ 335.19
ACH	BARELA, GEORGE Reim Monthly Health Prem	HEALTH PREM 136.00
	BARELA, GEORGE	\$ 136.00
ACH	FETZER, ROBERT Reim Monthly Health Prem	HEALTH PREM 804.23
	FETZER, ROBERT	\$ 804.23
ACH	SPAETH, ERIC Reim Monthly Health Prem	HEALTH PREM 173.32
	SPAETH, ERIC	\$ 173.32
ACH	DAVIS, MARTHA Reim Monthly Health Prem	HEALTH PREM 25.87
	DAVIS, MARTHA	\$ 25.87
ACH	BRULE, CHRISTOPHER Reim Monthly Health Prem	HEALTH PREM 173.32
	BRULE, CHRISTOPHER	\$ 173.32
ACH	ROOS, JAMES Reim Monthly Health Prem	HEALTH PREM 482.64
	ROOS, JAMES	\$ 482.64
ACH	MULLANEY, JOHN Reim Monthly Health Prem	HEALTH PREM 309.32
	MULLANEY, JOHN	\$ 309.32
ACH	VALENZUELA, DANIEL Reim Monthly Health Prem	HEALTH PREM 482.64
	VALENZUELA, DANIEL	\$ 482.64
ACH	PACE, BRIAN Reim Monthly Health Prem	HEALTH PREM 482.64
	PACE, BRIAN	\$ 482.64
ACH	KING, JOSEPH Reim Monthly Health Prem	HEALTH PREM 136.00
	KING, JOSEPH	\$ 136.00
ACH	VILLALOBOS, HECTOR Reim Monthly Health Prem	HEALTH PREM 173.32
	VILLALOBOS, HECTOR	\$ 173.32
ACH	BAXTER, KATHLEEN	

Check	Payee / Description		Amount
	Reim Monthly Health Prem	HEALTH PREM	309.32
	BAXTER, KATHLEEN	\$	309.32
ACH	PENMAN, DAVID Reim Monthly Health Prem	HEALTH PREM	482.64
	PENMAN, DAVID	\$	482.64
ACH	ANGIER, RICHARD Reim Monthly Health Prem	HEALTH PREM	482.64
	ANGIER, RICHARD	\$	482.64
ACH	MERRILL, DEBORAH Reim Monthly Health Prem	HEALTH PREM	340.19
	MERRILL, DEBORAH	\$	340.19
ACH	O'DEA, KRISTINE Reim Monthly Health Prem	HEALTH PREM	161.87
	O'DEA, KRISTINE	\$	161.87
ACH	OAKDEN, LISA Reim Monthly Health Prem	HEALTH PREM	817.22
	OAKDEN, LISA	\$	817.22
ACH	LAUGHLIN, JOHN Reim Monthly Health Prem	HEALTH PREM	136.00
	LAUGHLIN, JOHN	\$	136.00
ACH	HUGHBANKS, ROGER Reim Monthly Health Prem	HEALTH PREM	173.32
	HUGHBANKS, ROGER	\$	173.32
ACH	SPENDLOVE, DANNY Reim Monthly Health Prem	HEALTH PREM	161.87
	SPENDLOVE, DANNY	\$	161.87
ACH	HOULIHAN, JESSE Reim Monthly Health Prem	HEALTH PREM	173.32
	HOULIHAN, JESSE	\$	173.32
ACH	WARMAN, EVELYN Reim Monthly Health Prem	HEALTH PREM	25.87
	WARMAN, EVELYN	\$	25.87
ACH	HERNANDEZ, DELIA Reim Monthly Health Prem	HEALTH PREM	173.32
	HERNANDEZ, DELIA	\$	173.32

Check	Payee / Description	Amount
ACH	AVILA, ARTHUR L Reim Monthly Health Prem	HEALTH PREM 173.32
	AVILA, ARTHUR L	\$ 173.32
ACH	GUARDIANO, GARY Reim Monthly Health Prem	HEALTH PREM 161.87
	GUARDIANO, GARY	\$ 161.87
ACH	POMERLEAU, THOMAS Reim Monthly Health Prem	HEALTH PREM 25.87
	POMERLEAU, THOMAS	\$ 25.87
ACH	BARRER, SATURNINO Reim Monthly Health Prem	HEALTH PREM 309.32
	BARRER, SATURNINO	\$ 309.32
ACH	LACEY, STEVEN Reim Monthly Health Prem	HEALTH PREM 668.23
	LACEY, STEVEN	\$ 668.23
ACH	MILLS, JOHN Reim Monthly Health Prem	HEALTH PREM 173.32
	MILLS, JOHN	\$ 173.32
ACH	REED, RANDALL Reim Monthly Health Prem	HEALTH PREM 618.64
	REED, RANDALL	\$ 618.64
ACH	RAMIREZ, REBECCA Reim Monthly Health Prem	HEALTH PREM 314.32
	RAMIREZ, REBECCA	\$ 314.32
ACH	RAZAK, HALLA Reim Monthly Health Prem	HEALTH PREM 136.00
	RAZAK, HALLA	\$ 136.00
ACH	OSBORN, CINDY L Reim Monthly Health Prem	HEALTH PREM 309.32
	OSBORN, CINDY L	\$ 309.32
ACH	FESTA, GARY Reim Monthly Health Prem	HEALTH PREM 248.13
	FESTA, GARY	\$ 248.13
ACH	MENDEZ, DAVID G Reim Monthly Health Prem	HEALTH PREM 173.32
	MENDEZ, DAVID G	\$ 173.32

Check	Payee / Description	Amount
ACH	DELGADO, FLOR MARIA Reim Monthly Health Prem	HEALTH PREM 1,088.00
	DELGADO, FLOR MARIA	\$ 1,088.00
ACH	ICMA RETIREMENT TRUST 457 P/R 20 9/27/19 Deferred Comp Ded	HR 0082200 18,811.32
	ICMA RETIREMENT TRUST 457	\$ 18,811.32
ACH	LINCOLN NATIONAL LIFE INS CO P/R 20 9/27/19 Deferred Comp Ded	HR 0082200 20,470.95
	LINCOLN NATIONAL LIFE INS CO	\$ 20,470.95
ACH	ICMA RETIREMENT TRUST 401 P/R 20 9/27/19 Exec Deferred Comp	HR 0082200 5,642.74
	ICMA RETIREMENT TRUST 401	\$ 5,642.74
ACH	ROYAL INDUSTRIAL SOLUTIONS AssetCentre Licenses	6046-672713 6,322.00
	ROYAL INDUSTRIAL SOLUTIONS	\$ 6,322.00
ACH	PACIFIC PARTS & CONTROLS Capacitors	I430217 99.13
	PACIFIC PARTS & CONTROLS	\$ 99.13
ACH	HDR ENGINEERING INC EP17005-7/1/18-7/28/19 Prof Svcs	1200134938 14,708.00
	EP17005-7/1/18-7/31/19 Prof Svcs	1200134937 15,539.60
	HDR ENGINEERING INC	\$ 30,247.60
ACH	TRI STATE ENVIRONMENTAL 8/28/19 CCWRP Underground Storage Tank I 10432	150.00
	TRI STATE ENVIRONMENTAL	\$ 150.00
ACH	MCMASTER-CARR SUPPLY CO 2 Quick Disconnect Bushings	16149465 79.67
	Shovel, Hole Punch, Cord Holder	16313274 80.91
	2 SS Concrete Stud Anchor	16066947 319.21
	MCMASTER-CARR SUPPLY CO	\$ 479.79
ACH	INDUSTRIAL SUPPLY CO RP1Mnt-Drill Bits	1246 21.33
	INDUSTRIAL SUPPLY CO	\$ 21.33
ACH	PALM AUTO DETAIL INC 8/19 Carwash Svcs f/Agency Fleet Vehicle 19899-4	2,140.00
	PALM AUTO DETAIL INC	\$ 2,140.00

Check	Payee / Description	Amount
ACH	PARSONS WATER & INFRASTRUCTURE EN19001/EN19006-7/6-8/2 Prof Svcs 1908B323	402,001.60
	PARSONS WATER & INFRASTRUCTURE\$	402,001.60
ACH	HACH COMPANY 9 Cleaning Solution 11589592	939.88
	Hach Samplers 11613763	5,944.24
	HACH COMPANY \$	6,884.12
ACH	O S T S INC 7/31 Navigating MUTCD & Flagger Trng f/2 50986	1,095.00
	7/31 Hazwoper FRO Refresher Trng f/1 50982	125.00
	O S T S INC \$	1,220.00
ACH	CS-AMSCO 1 Dezurik Bos Us W1 15135	3,342.04
	CS-AMSCO \$	3,342.04
ACH	INSIDE PLANTS INC FcltyMgt/Lab-8/19 Indoor Plant Care 75949	636.00
	INSIDE PLANTS INC \$	636.00
ACH	RSD Pleated Filters 55307134-00	786.66
	Reducing Valve, Sand Screen 55307710-00	138.60
	RSD \$	925.26
ACH	PEST OPTIONS INC August 2019 GWR Weed Abatement Services 331714	8,274.82
	PEST OPTIONS INC \$	8,274.82
ACH	OLIN CORP CCWRP-4,808 Gals Sodium Hypochlorite 2728804	3,721.39
	TP1-4,928 Gals Sodium Hypochlorite 2730866	3,814.27
	RP2-3,144 Gals Sodium Hypochlorite 2730485	2,634.67
	RP5-4,856 Gals Sodium Hypochlorite 2730484	3,758.54
	TP1-4,896 Gals Sodium Hypochlorite 2730483	3,789.50
	CCWRP-2,970 Gals Sodium Hypochlorite 2730482	2,488.86
	TP1-4,800 Gals Sodium Hypochlorite 2729890	3,715.20
	RP5-4,892 Gals Sodium Hypochlorite 2729317	3,786.41
	RP4-4,854 Gals Sodium Hypochlorite 2729318	3,757.00
	TP1-4,898 Gals Sodium Hypochlorite 2729316	3,791.05
	OLIN CORP \$	35,256.89
ACH	GK & ASSOCIATES 46-2054-8/19 Prof Svcs 19-057	11,900.00
	46-2054-8/19 Prof Svcs 19-056	24,024.00
	46-2054-8/19 Prof Svcs 19-055	12,040.00
	GK & ASSOCIATES \$	47,964.00

Check	Payee / Description	Amount
ACH	DAVE'S PLUMBING 2 Water Softener Removal 9/2019	5225 500.00
	DAVE'S PLUMBING	\$ 500.00
ACH	ALTA FOODCRAFT COFFEE WRHSE-Coffee, Cleaner	51916968 200.19
	HQA-Coffee, Splenda, Tea, Cocoa, Stirrers	51916966 326.63
	HQB-Coffee, Tea, Cocoa, Stirrers	51916967 260.56
	ALTA FOODCRAFT COFFEE	\$ 787.38
ACH	KAMBRIAN CORPORATION IS19012-OLP Govt Alang VS Ent w/MSDN Lic KINV2796	12,913.20
	KAMBRIAN CORPORATION	\$ 12,913.20
ACH	DANRAE INC EN17049-8/2019 Professional Services	152020 2,913.75
	EN14042-8/2019 Professional Services	152019 4,366.25
	DANRAE INC	\$ 7,280.00
ACH	CALIFORNIA WATER TECHNOLOGIES Phills-17,759 lbs Ferric Chloride Soluti	35849 3,869.14
	Phills-17,281 lbs Ferric Chloride Soluti	35864 3,765.11
	RP1-18,698 lbs Ferric Chloride Solution	35855 4,073.69
	RP4-16,037 lbs Ferric Chloride Solution	35875 3,494.02
	RP2-16,980 lbs Ferric Chloride Solution	35799 3,699.53
	RP2-16,660 lbs Ferric Chloride Solution	35844 3,629.76
	CALIFORNIA WATER TECHNOLOGIES	\$ 22,531.25
ACH	V3IT CONSULTING INC SAP BASIS July 2019 Support	V3IT2019IEUA0 6,184.00
	SAP July 2019 Support	V3IT2019IEUA0 291.50
	V3IT CONSULTING INC	\$ 6,475.50
ACH	JEREMY HARRIS CONSTRUCTION, IN ElyBsn-Ldng/Hlmg/Dspng Slt Mtrls,Rppng,	3166 70,449.27
	JEREMY HARRIS CONSTRUCTION, IN	\$ 70,449.27
ACH	LINKO TECHNOLOGY INC ISS-9/19-8/20 Annl Sftwr Maint & Support	6050 7,550.00
	LINKO TECHNOLOGY INC	\$ 7,550.00
ACH	PRIORITY BUILDING SERVICES LLC July 2019 Lab Janitorial Service	65167 3,261.54
	July 2019 Janitorial Service	65165 16,875.00
	PRIORITY BUILDING SERVICES LLC	\$ 20,136.54
ACH	AMAZON BUSINESS 4 Rechargeable Flashlights	1H63-LGHG-61Y 495.32
	Coleman Coolers	1VVQ-HKYC-F9W 162.30
	Trailer Hitch Ball, Adapter, Pin	1WDC-TJJ6-W1P 64.33

Check	Payee / Description	Amount
	4 Cans Compressed Gas Duster 1WDY-PJGN-7PF 16.46	
	Post It Notes, File Folders, Gel Pens 14WD-HKMT-N7L 151.23	
	Carpet Spot Remover 1PLG-Q364-GMM 25.69	
	3 Hole Punch, Tape Measure, Clipboards 1J19-1JC6-F61 57.71	
	2 Channel Flow Measurement Handbooks 1V37-CPML-9TH 129.30-	
	AMAZON BUSINESS \$ 843.74	
ACH	MEANS CONSULTING LLC WR16025-8/2019 Professional Services IE-5617 1,664.08	
	MEANS CONSULTING LLC \$ 1,664.08	
ACH	ALL CAL EQUIPMENT SERVICES INC 8/29/19 Troubleshoot and Repair Aerial L 57622 2,951.94	
	ALL CAL EQUIPMENT SERVICES INC \$ 2,951.94	
ACH	SHELL ENERGY NORTH AMERICA LP 8/19 Gas Cmndty-Core, 6/19 Adj 1100002880408 4,798.81	
	SHELL ENERGY NORTH AMERICA LP \$ 4,798.81	
ACH	IEUA EMPLOYEES' ASSOCIATION P/R 20 9/27/19 Employee Ded HR 0082200 216.00	
	IEUA EMPLOYEES' ASSOCIATION \$ 216.00	
ACH	IEUA SUPERVISORS UNION ASSOCIA P/R 20 9/27/19 Employee Ded HR 0082200 345.00	
	IEUA SUPERVISORS UNION ASSOCIA \$ 345.00	
ACH	IEUA GENERAL EMPLOYEES ASSOCIA P/R 20 9/27/19 Employee Ded HR 0082200 1,081.60	
	IEUA GENERAL EMPLOYEES ASSOCIA \$ 1,081.60	
ACH	IEUA PROFESSIONAL EMPLOYEES AS P/R 20 9/27/19 Employee Ded HR 0082200 530.00	
	IEUA PROFESSIONAL EMPLOYEES AS \$ 530.00	
ACH	DISCOVERY BENEFITS INC P/R 20 9/27/19 Cafeteria Plan HR 0082200 4,017.45	
	DISCOVERY BENEFITS INC \$ 4,017.45	
ACH	DISCOVERY BENEFITS INC August 2019 Admin Fees 0001054372-IN 218.50	
	DISCOVERY BENEFITS INC \$ 218.50	
ACH	PATRICK W HUNTER P/R 20 9/27/19 HR 0082200 248.50	
	PATRICK W HUNTER \$ 248.50	
ACH	ELIE, STEVE	

Check	Payee / Description	Amount
	MlgReim-8/19 Meetings-Elie,S	MLG 8/19 21.46
	ELIE, STEVE	\$ 21.46
ACH	HALL, JASMIN	
	MlgReim-8/19 Meetings-Hall,J	MLG 8/19B 29.00
	MlgReim-8/19 Meetings-Hall,J	MLG 8/19A 182.58
	HALL, JASMIN	\$ 211.58
ACH	PARKER, KATI	
	MlgReim-8/19 Meetings-Parker,K	MLG 8/19 44.54
	PARKER, KATI	\$ 44.54

Grand Total Payment Amount: \$ 4,186,255.39

Attachment 2D

Vendor Wires
(excludes Payroll)

Check	Payee / Description	Amount
Wire	EMPLOYMENT DEVELOPMENT DEPARTM	
	P/R 18 8/28/19 Taxes HR 0081300	11,456.74
	P/R 18 8/28/19 Taxes HR 0081300	55,952.29

	EMPLOYMENT DEVELOPMENT DEPARTM\$	67,409.03
Wire	INTERNAL REVENUE SERVICE	
	P/R 18 8/28/19 Taxes HR 0081300	312,780.00

	INTERNAL REVENUE SERVICE \$	312,780.00
Wire	PUBLIC EMPLOYEES' RETIREMENT S	
	9/19 Health Ins-Board 15774600 9/19	6,632.62
	9//19 Health Ins-Retirees, Employees 15774596 9/19	264,864.06

	PUBLIC EMPLOYEES' RETIREMENT S\$	271,496.68
Wire	STATE DISBURSEMENT UNIT	
	P/R 18 8/16/19 HR 0081300	2,184.90
	P/R 18 8/16/19 HR 0081300	198.00

	STATE DISBURSEMENT UNIT \$	2,382.90
Wire	STATE BOARD OF EQUALIZATION	
	7/19 Sales Tax Deposit 23784561 7/19	10,472.00

	STATE BOARD OF EQUALIZATION \$	10,472.00
Wire	STATE BOARD OF EQUALIZATION	
	8/19 Sales Tax Deposit 23784561 8/19	11,988.00

	STATE BOARD OF EQUALIZATION \$	11,988.00
Wire	PUBLIC EMPLOYEES RETIREMENT SY	
	P/R 18 8/30/19 ADJ P/R 18 8/30 A	0.72-
	P/R 18 8/28/19 PERS HR 0081300	188,347.83

	PUBLIC EMPLOYEES RETIREMENT SY\$	188,347.11
Wire	EMPLOYMENT DEVELOPMENT DEPARTM	
	P/R 119 9/13/19 Vacation Buy Back Taxes HR 0081400	99.52
	P/R 119 9/13/19 Vacation Buy Back Taxes HR 0081400	2,241.10
	P/R 19 9/13/19 Taxes HR 0081500	11,484.65
	P/R 19 9/13/19 Taxes HR 0081500	61,952.84

	EMPLOYMENT DEVELOPMENT DEPARTM\$	75,778.11
Wire	INTERNAL REVENUE SERVICE	
	P/R 119 9/13/19 Vacation Buy Back Taxes HR 0081400	8,827.48
	P/R 19 9/13/19 Taxes HR 0081500	333,626.71

	INTERNAL REVENUE SERVICE \$	342,454.19
Wire	EMPLOYMENT DEVELOPMENT DEPARTM	
	P/R DIR 9 9/18/19 Taxes HR 0082100	406.54

	EMPLOYMENT DEVELOPMENT DEPARTM\$	406.54

Check	Payee / Description			Amount
Wire	INTERNAL REVENUE SERVICE P/R DIR 9 9/18/19 Taxes	HR	0082100	2,534.50
				- - - - -
	INTERNAL REVENUE SERVICE		\$	2,534.50
Wire	PUBLIC EMPLOYEE'S RETIREMENT S P/R 19 9/13/19 Deferred Comp Ded	HR	0081500	31,725.07
				- - - - -
	PUBLIC EMPLOYEE'S RETIREMENT S\$			31,725.07
Wire	STATE DISBURSEMENT UNIT P/R 19 9/13/19	HR	0081500	2,184.90
	P/R 19 9/13/19	HR	0081500	198.00
				- - - - -
	STATE DISBURSEMENT UNIT		\$	2,382.90
Wire	PUBLIC EMPLOYEES RETIREMENT SY P/R 19 9/13/19 PERS Adj	P/R 19 9/13 A		3.63-
	P/R 19 9/13/19 PERS	HR	0081500	190,755.04
				- - - - -
	PUBLIC EMPLOYEES RETIREMENT SY\$			190,751.41
Wire	PUBLIC EMPLOYEE'S RETIREMENT S P/R 20 9/27/19 Deferred Comp Ded	HR	0082200	31,527.56
				- - - - -
	PUBLIC EMPLOYEE'S RETIREMENT S\$			31,527.56
Wire	STATE DISBURSEMENT UNIT P/R 20 9/27/19	HR	0082200	3,294.44
	P/R 20 9/27/19	HR	0082200	198.00
				- - - - -
	STATE DISBURSEMENT UNIT		\$	3,492.44
Wire	EMPLOYMENT DEVELOPMENT DEPARTM P/R 20 9/27/19 Taxes	HR	0082200	61,423.15
	P/R 20 9/27/19 Taxes	HR	0082200	10,866.98
				- - - - -
	EMPLOYMENT DEVELOPMENT DEPARTM\$			72,290.13
Wire	INTERNAL REVENUE SERVICE P/R 20 9/27/19 Taxes	HR	0082200	329,557.81
				- - - - -
	INTERNAL REVENUE SERVICE		\$	329,557.81
Wire	METROPOLITAN WATER DISTRICT July 2019 Water Purchase	9788		5,979,840.67
				- - - - -
	METROPOLITAN WATER DISTRICT		\$	5,979,840.67

Grand Total Payment Amount: \$ 7,927,617.05

Attachment 2E

Payroll-Net Pay-Directors

INLAND EMPIRE UTILITIES AGENCY

Ratification of Board of Directors

Payroll for September 18 ,2019
Presented at Board Meeting on November 20, 2019

DIRECTOR NAME	GROSS PAYROLL	NET PAYROLL
Jasmin Hall	\$3,056.57	\$1,935.89
Katherine Parker	\$3,461.16	\$1,006.62
Michael Camacho	\$4,385.79	\$1,695.10
Steven J. Elie	\$4,971.16	\$1,663.97
Paul Hofer	\$0.00	\$0.00
TOTALS	\$15,874.68	\$6,301.58

	Count	Amount
TOTAL EFTS PROCESSED	3	\$4,606.48
TOTAL CHECKS PROCESSED	1	\$1,695.10
CHECK NUMBERS USED	110409 - 110409	

IEUA DIRECTOR PAYSHEET

MICHAEL CAMACHO
 EMPLOYEE NO. 1140
 ACCOUNT NO. 10200 110100 100000 501010

AUGUST 2019

DATE	TYPE OF MEETING	ATTENDANCE	TOTAL COMPENSATION
08-07-19	IEUA Board Workshop/Meeting	Yes	\$260.00
08-13-19	Cucamonga Valley Water District Board Meeting	Yes	\$260.00
08-14-19	IEUA Eng. Ops, & Water Resources Committee	Yes	\$260.00
08-14-19	Urban Water Institute Conference	Yes (same day)	\$-0-
08-15-19	Urban Water Institute Conference (GM Shivaji Deshmukh-panel Speaker)	Yes	\$260.00
08-16-19	Urban Water Institute Conference	Yes	\$260.00
8-21-19	CASA Conference	Yes	\$260.00
8-22-19	CASA Conference	Yes	\$260.00
8-23-19	CASA Conference	Yes	\$260.00
08-27-19	Cucamonga Valley Water District Board Meeting	Yes	\$260.00
08-30-19	Meeting w/Leadership Consultant	Yes	\$260.00
TOTAL REIMBURSEMENT			\$2,600.00
Up to 10 days of service per month per Ordinance No. 105, including MWD meetings at \$260.00 (eff. 07/01/19). IEUA pays both primary and alternate for attendance.			
Total No. of Meetings Attended			11
Total No. of Meetings Paid			10

DIRECTOR
SIGNATURE

Michael Camacho

 Michael Camacho

Approved by:

Paul Hofer

 Paul Hofer
 President, Board of Directors

**DIRECTOR PAYSHEET FOR IEUA REPRESENTATIVE
ON WATERMASTER BOARD (ALTERNATE)**

MICHAEL CAMACHO
EMPLOYEE NO. 1362
ACCOUNT NO. 10107 1101115 110000 501010

AUGUST 2019

DATE	TYPE OF MEETING	ATTENDANCE	TOTAL COMPENSATION
08-22-19	Chino Basin Watermaster Board Meeting (dark)	No	\$-0-
TOTAL REIMBURSEMENT			\$-0-
Up to 10 days of service per month per Ordinance No. 105 (i.e., \$135.00 – difference between Watermaster \$125.00 and Agency meetings \$260.00 (eff. 7/01/19), including MWD meetings. Chino Basin Watermaster does not compensate an alternate Director unless the alternate Director is attending on behalf of an absent primary Director. In accordance to Ordinance No. 98, Section 1, (i) Attendance at any meeting provided for under Sections 1.b, c, e, and f, shall also include payment to both the primary representative and the alternate representative to said body if they both attend said meeting. Record full amount on timesheet for attendance by alternates			
Total No. of Watermaster Meetings Attended			1
Total No. of Watermaster Meetings Paid			1

DIRECTOR SIGNATURE *Michael Camacho*

Approved by: *Paul Hofer*
Paul Hofer
President, Board of Directors

**DIRECTOR PAYSHEET FOR IEUA REPRESENTATIVE
ON REGIONAL POLICY COMMITTEE (ALTERNATE)**

MICHAEL CAMACHO
EMPLOYEE NO. 1140
ACCOUNT NO. 10900 110100 500000 501215

AUGUST 2019

DATE	TYPE OF MEETING	ATTENDANCE	TOTAL COMPENSATION
	None	No	\$-0-
TOTAL REIMBURSEMENT (Up to 10 days of service per month per Ordinance No. 105, including MWD meetings at \$260.00 (eff. 07/01/19.) IEUA pays Regional Policy Committee members (total amount of \$260.00, should reflect on timesheet))			\$-0-
Total No. of Meetings Attended			0
Total No. of Meetings Paid			0

**DIRECTOR
SIGNATURE**

Michael Camacho

Michael Camacho

Approved by:

Paul Hofer

Paul Hofer
President, Board of Directors

**DIRECTOR PAYSHEET FOR IEUA REPRESENTATIVE
ON CHINO BASIN WATER BANK (ALTERNATE)**

MICHAEL CAMACHO
EMPLOYEE NO. 1140
ACCOUNT NO. 10900 110100 500000 501215

AUGUST 2019

DATE	TYPE OF MEETING	ATTENDANCE	TOTAL COMPENSATION
	None	No	\$-0-
TOTAL REIMBURSEMENT Up to 10 days of service per month per Ordinance No. 105			\$-0-
Total No. of CBWB Meetings Attended			0
Total No. of CBWB Meetings Paid			0

DIRECTOR SIGNATURE *Michael Camacho*

Approved by: *Paul Hofer*
Paul Hofer
President, Board of Directors


**DIRECTOR PAYSHEET FOR IEUA REPRESENTATIVE
ON CHINO DESALTER AUTHORITY**

MICHAEL CAMACHO
EMPLOYEE NO. 1140
ACCOUNT NO. 10900 110100 500000 50125

AUGUST 2019

DATE	TYPE OF MEETING	ATTENDANCE	TOTAL COMPENSATION
08-01-19	CDA Board meeting	No	\$-0-
TOTAL REIMBURSEMENT			\$-0-
Up to 10 days of service per month per Ordinance No. 105, including MWD meetings at \$260.00 (eff. 7/01/19). Chino Desalter Authority will pay \$150.00 per meeting directly to the Agency. Record full amount on timesheet. CDA pays both primary and alternate for attendance			
Total No. of CDA Meetings Attended			0
Total No. of CDA Meetings Paid			0

DIRECTOR SIGNATURE 

Approved by: 
Paul Hofer
President, Board of Directors

IEUA DIRECTOR PAYSHEET

STEVEN J. ELIE
 EMPLOYEE NO. 1175
 ACCOUNT NO. 10200 110100 100000 501010

AUGUST 2019

DATE	TYPE OF MEETING	ATTENDANCE	TOTAL COMPENSATION
08-02-19	WaterNow Stakeholder-Gov. Water Resilience Portfolio	Yes	\$260.00
08-06-19	National Night Out Chino Hills	Yes	\$260.00
08-07-19	IEUA Board of Directors Workshop/Meeting	Yes	\$260.00
08-09-19	San Bernardino County Water Conference	Yes	\$260.00
08-13-19	City of Chino Hills Council Meeting	Yes	\$260.00
08-14-19	IEUA Lab Tour w/Nel Groenveld	Yes (staff)	\$-0-
08-14-19	Chino Valley Fire Board Meeting	Yes	\$260.00
08-19-19	SCWC Legislative Task Force Conference Call Meeting	Yes	\$260.00
08-21-19	IEUA Board of Directors Meeting	Yes	\$260.00
08-21-19	CASA Conference	Yes (same day)	\$-0-
08-22-19	CASA Conference (IEUA Awards)	Yes	\$260.00
08-23-19	Agency Overview & RP-5 Tour with Chino Councilmember Hargrove	Yes	\$260.00
08-26-19	Chino Basin Program Ad Hoc Meeting	Yes (10 mtgs. max.)	\$-0-
08-29-19	Meeting w/Leadership Consultant	Yes (10 mtgs. max.)	\$-0-
TOTAL REIMBURSEMENT Up to 10 days of service per month per Ordinance No. 105, including MWD meetings at \$260.00 (eff. 07/01/19). IEUA pays both primary and alternate for attendance.			\$2,600.00
Total No. of Meetings Attended			14
Total No. of Meetings Paid			10

DIRECTOR
SIGNATURE

Steven J. Elie
 Director Elie

Approved by:

Paul Hofer
 Paul Hofer
 President, Board of Directors

**DIRECTOR PAYSHEET FOR IEUA
ON WATERMASTER BOARD**

STEVEN J. ELIE
EMPLOYEE NO. 1175
ACCOUNT NO. 10200 110100 100000 501010

AUGUST 2019

DATE	TYPE OF MEETING	ATTENDANCE	TOTAL COMPENSATION
08-22-19	CBWM Board Meeting (dark)	No	\$-0-
TOTAL REIMBURSEMENT			\$-0-
Up to 10 days of service per month per Ordinance No. 105, including MWD meetings at \$260.00 (eff. 07/01/19). IEUA pays both primary and alternate for attendance. (i.e., \$135.00 – difference between Watermaster \$125.00 and Agency meetings \$260.00 (eff. 7/01/19). Chino Basin Watermaster does not compensate an alternate Director unless the alternate Director is attending on behalf of an absent primary Director. In accordance to Ordinance No. 98, Section 1, (i) Attendance at any meeting provided for under Sections 1.b, c, e, and f, shall also include payment to both the primary representative and the alternate representative to said body if they both attend said meeting. <u>Record full amount on timesheet for attendance by alternates</u>			
Total No. of Watermaster Meetings Attended			0
Total No. of Watermaster Meetings Paid			0

***Decline IEUA portion**

DIRECTOR Steven J. Elie
SIGNATURE Steven J. Elie

Approved by: Paul Hofer
Paul Hofer
President, Board of Directors

**DIRECTOR PAYSHEET FOR IEUA REPRESENTATIVE
ON CHINO DESALTER AUTHORITY (ALTERNATE)**

STEVEN J. ELIE
EMPLOYEE NO. 1175
ACCOUNT NO. 10200 110100 100000 501010

AUGUST 2019

DATE	TYPE OF MEETING	ATTENDANCE	TOTAL COMPENSATION
08-01-19	CDA Board Meeting	No	\$-0-
TOTAL REIMBURSEMENT			\$-0-
Up to 10 days of service per month per Ordinance No. 105 (i.e., \$110.00 – difference between CDA (\$150.00 and Agency meetings \$260.00 (eff. 7/01/19), including MWD meetings. CDA pays directly to IEUA. Record full amount on timesheet.			
Total No. of CDA Meetings Attended			0
Total No. of CDA Meetings Paid			0

DIRECTOR SIGNATURE *Steven J. Elie*

Approved by: *Paul Hofer*
Paul Hofer
President, Board of Directors

**DIRECTOR PAYSHEET FOR IEUA REPRESENTATIVE
ON CHINO BASIN WATER BANK**

STEVEN J. ELIE
EMPLOYEE NO. 1175
ACCOUNT NO. 10200 110100 100000 501010

AUGUST 2019

DATE	TYPE OF MEETING	ATTENDANCE	TOTAL COMPENSATION
	None	No	\$-0-
TOTAL REIMBURSEMENT Up to 10 days of service per month per Ordinance No. 105. (i.e., \$160.00 – difference between CBWB (\$100.00 and Agency meetings \$260.00 (eff.7/01/19), including MWD meetings. CBWB pays directly to IEUA. Record full amount on timesheet.			\$-0-
Total No. of CBWB Meetings Attended			0
Total No. of CBWB Meetings Paid			0

DIRECTOR David Woodruff
SIGNATURE Steven Elie

Approved by: Paul Hofer
Paul Hofer
President, Board of Directors

IEUA DIRECTOR PAYSHEET

JASMIN A. HALL
 EMPLOYEE NO. 1256
 ACCOUNT NO. 10200 110100 100000 501010

AUGUST 2019

DATE	TYPE OF MEETING	ATTENDANCE	TOTAL COMPENSATION
08-05-19	Meeting with CBWCD Executive Director Elizabeth Skrzat	Yes	\$260.00
08-07-19	Meeting with John Monsen (NPCA)	Yes	\$260.00
08-07-19	IEUA Board Workshop Meeting	Yes (same day)	\$-0-
08-07-19	Meeting with April Woodruff re: Agency Programs	Yes (staff)	\$-0-
08-08-19	Lunch Meeting with GM Shivaji Deshmukh	Yes (staff)	\$-0-
08-08-19	Meeting with Dale Hunter (CAAWF)	Yes (same day)	\$-0-
08-08-19	CASA Board of Directors Conference Call	Yes	\$260.00
08-09-19	San Bernardino County Water Conference	Yes	\$260.00
08-14-19	IEUA Community & Legislative Affairs Committee Meeting	Yes	\$260.00
08-14-19	IEUA Finance & Administrative Committee Meeting	Yes (same day)	\$-0-
08-17-19	Begin from Within's 3 rd Annual Family Matters Community Festival	Yes	\$260.00
08-17-19	3 rd Annual 30 under 30 Award Ceremony	Yes (same day)	\$-0-
TOTAL REIMBURSEMENT Up to 10 days of service per month per Ordinance No. 105, including MWD meetings at \$260.00 (eff. 07/01/19). IEUA pays both primary and alternate for attendance.			\$1,560.00
Total No. of Meetings Attended			12
Total No. of Meetings Paid			6

DIRECTOR SIGNATURE *Jasmin A. Hall*

Approved by: *Paul Hofer*
 Paul Hofer, President, Board of Directors

**DIRECTOR PAYSHEET FOR IEUA REPRESENTATIVE
ON MWD BOARD**

JASMIN HALL
EMPLOYEE NO. 1256
ACCOUNT NO. 10700 110100 110000 511010

AUGUST 2019

DATE	TYPE OF MEETING	ATTENDANCE	TOTAL COMPENSATION
08-15-19	Meeting with Cathleen Pieroni to discuss MWD Legislation	Yes (staff)	\$-0-
08-15-19	Southern Coalition/Inland Caucus Meeting	Yes	\$260.00
08-19-19	MWD Adjourned Finance & Insurance Committee	Yes	\$260.00
08-19-19	MWD Adjourned Engineering & Operations Committee	Yes (same day)	\$-0-
08-19-19	MWD Adjourned Water Planning & Stewardship Committee	Yes (same day)	\$-0-
08-19-19	MWD Adjourned Organization, Personnel, & Technology Committee	Yes (same day)	\$-0-
08-19-19	MWD Adjourned Communication & Legislation Committee	Yes (same day)	\$-0-
08-20-19	MWD Adjourned Legal & Claims Committee	Yes	\$260.00
08-20-19	MWD Adjourned Conservation & Local Resources Committee	Yes (same day)	\$-0-
08-20-19	MWD Adjourned Board Meeting	Yes (same day)	\$-0-
TOTAL REIMBURSEMENT Up to 10 days of service per month per Ordinance No. 105, including MWD meetings at \$260.00 (eff. 7/01/19). ** Committee Member			\$780.00
Total No. of Meetings Attended			10
Total No. of Meetings Paid			3

SIGNATURE

Cathleen Pieroni
Vice President Hall

Approved by:

Paul Hofer
Paul Hofer
President, Board of Directors


DIRECTOR PAYSHEET FOR IEUA
ON SAWPA COMMISSION (ALTERNATE)

JASMIN A. HALL
EMPLOYEE NO. 1256
ACCOUNT NO. 10500 110100 165000 501010

AUGUST 2019

DATE	TYPE OF MEETING	ATTENDANCE	TOTAL COMPENSATION
08-06-19	SAWPA Commission Meeting	Yes	\$50.00
TOTAL REIMBURSEMENT			\$50.00
Up to 10 days of service per month per Ordinance No. 105), i.e., \$50.00 – difference between SAWPA (\$210.00 (eff. 01/19) and Agency meetings \$260.00 (eff. 7/01/19), including MWD meetings. SAWPA pays both primary and alternate for attendance, including mileage.			
Total No. of SAWPA Meetings Attended			1
Total No. of SAWPA Meetings Paid			1

DIRECTOR SIGNATURE 

Approved by: 
Paul Hofer
President, Board of Director

IEUA DIRECTOR PAYSHEET

PAUL HOFER
 EMPLOYEE NO. 1349
 ACCOUNT NO. 10200 110100 100000 501010


AUGUST 2019

DATE	TYPE OF MEETING	ATTENDANCE	TOTAL COMPENSATION
08-07-19	IEUA Board Meeting	Yes	\$-0-
08-14-19	IEUA Finance & Administration Committee Meeting	Yes	\$-0-
08-16-19	Meeting with GM S. Deshmukh	Yes (staff)	\$-0-
08-21-19	IEUA Board Meeting	Yes	\$-0-
08-23-19	Meeting with Leadership Consultant	Yes	\$-0-
TOTAL REIMBURSEMENT Up to 10 days of service per month per Ordinance No. 105, including MWD meetings at \$260.00 (eff. 07/01/19). IEUA pays both primary and alternate for attendance.			\$-0-
Total No. of Meetings Attended			5
Total No. of Meetings Paid			0

DIRECTOR
SIGNATURE



Approved by:


 Kati Parker
 Secretary/Treasurer

Director Hofer has waived all stipend payments.

IEUA DIRECTOR PAYSHEET

KATI PARKER
 EMPLOYEE NO. 1362
 ACCOUNT NO. 10200 1100100 100000 501010

AUGUST 2019

DATE	TYPE OF MEETING	ATTENDANCE	TOTAL COMPENSATION
08-14-19	IEUA Engineering, Operations & Water Resources Committee	Yes	\$260.00
08-21-19	IEUA Board Meeting	Yes	\$260.00
08-22-19	CASA 64 th Annual Conference	Yes	\$260.00
08-28-19	Meeting w/Leadership Consultant	Yes	\$260.00
TOTAL REIMBURSEMENT			\$1,040.00
Up to 10 days of service per month per Ordinance No. 105, including MWD meetings at \$260.00 (eff. 07/01/19). IEUA pays both primary and alternate for attendance.			
Total No. of Meetings Attended			4
Total No. of Meetings Paid			4

DIRECTOR SIGNATURE *Kati Parker*

Approved by: *Paul Hofer*
 Paul Hofer
 President, Board of Directors

**DIRECTOR PAYSHEET FOR IEUA REPRESENTATIVE
ON REGIONAL POLICY COMMITTEE**

KATI PARKER
EMPLOYEE NO. 1362
ACCOUNT NO. 10900 110100 500000 501215

AUGUST 2019

DATE	TYPE OF MEETING	ATTENDANCE	TOTAL COMPENSATION
08-01-19	Policy Committee Meeting	No	\$-0-
TOTAL REIMBURSEMENT (Up to 10 days of service per month per Ordinance No. 105, including MWD meetings at \$260.00 (eff. 07/01/19.) IEUA pays Regional Policy Committee members (total amount of \$260.00, should reflect on timesheet))			\$-0-
Total No. of Meetings Attended			0
Total No. of Meetings Paid			0

**DIRECTOR
SIGNATURE**

Paul Woodruff Jr.

Diana Costa

Approved by:

Paul Hofer

Paul Hofer
President, Board of Directors


**DIRECTOR PAYSHEET FOR IEUA
ON SAWPA COMMISSION**

KATI PARKER
EMPLOYEE NO. 1362
ACCOUNT NO. 10500 110100 165000 501010

AUGUST 2019

DATE	TYPE OF MEETING	ATTENDANCE	TOTAL COMPENSATION
08-20-19	SAWPA Regular Commission Meeting	Yes	\$50.00
TOTAL REIMBURSEMENT			\$50.00
Up to 10 days of service per month per Ordinance No. 105 (i.e., \$50.00 – difference between SAWPA (\$210.00 <i>eff. 1/19</i>) and Agency meetings \$260.00 <i>eff. 7/01/19</i>), including MWD meetings. SAWPA pays both primary and alternate for attendance, including mileage.			
Total No. of SAWPA Meetings Attended			1
Total No. of SAWPA Meetings Paid			1

DIRECTOR SIGNATURE 


Approved by: 
 Paul Hofer
 President, Board of Directors

Attachment 2F

Payroll-Net Pay-Employees

Non-Board Members	PP 19 Checks	PP 19 EFTs	PP 20 Checks	PP 20 EFTs	September
NET PAY TO EE	\$23,369.39	\$798,440.13	\$0.00	\$798,088.56	\$1,619,898.08

INLAND EMPIRE UTILITIES AGENCY

Payroll for September 13, 2019

Presented at Board Meeting on November 20, 2019

GROSS PAYROLL COSTS			\$1,450,153.21
DEDUCTIONS			(\$628,343.69)
NET PAYROLL			821,809.52
NET PAYROLL BREAKDOWN	CHECKS	EFT	TOTAL
CHECKS USED	110402 - 110408		
TRANSACTION PROCESSED	7	358	365
AMOUNT	\$23,369.39	\$798,440.13	<u>\$821,809.52</u>

INLAND EMPIRE UTILITIES AGENCY

Payroll for September 27, 2019

Presented at Board Meeting on November 20, 2019

GROSS PAYROLL COSTS			\$1,416,457.78
DEDUCTIONS			(\$618,369.22)
NET PAYROLL			798,088.56
NET PAYROLL BREAKDOWN	CHECKS	EFT	TOTAL
CHECKS USED			
TRANSACTION PROCESSED		369	369
AMOUNT	\$0.00	\$798,088.56	<u>\$798,088.56</u>

**ACTION
ITEM
3A**



Date: November 20, 2019

To: The Honorable Board of Directors

Committee: Finance & Administration

WAB for
From: Shivaji Deshmukh, General Manager

11/13/19

Executive Contact: Christina Valencia, Executive Manager of Finance & Administration/AGM

Subject: Fiscal Years (FYs) 2020/21 and 2021/22 Proposed Monthly Equivalent Dwelling Unit Rates

Executive Summary:

In January 2019, Carollo Engineers, Inc. (Carollo) was contracted to conduct an update of the rate study performed in 2015. The scope of the study included a review and evaluation of the Wastewater, Water Resources, and Recycled Water Programs. Throughout the rate study process, technical reports on various rate analysis and workshops in detailed discussion of the the proposed rates were provided and presented to the stakeholders. The Regional Committees reviewed the proposed monthly Equivalent Dwelling Unit (EDU) rates in October and November 2019, and recommended unanimously that the IEUA board to approve the proposed rates for FYs 2020/21 and 2021/22.

Fiscal year 2019/20 is the final year of the 5-year rates adopted by the IEUA Board of Directors in 2015 for the Agency's Regional Wastewater Operations and Maintenance fund. The adoption of multi-year rates proved beneficial to both the Agency and its member agencies in terms of predictability to lessen Proposition 218 requirements, providing revenue stability, and moving rates closer to full cost of service recovery, consistent with the IEUA Business Goal of Fiscal Responsibility.

Staff's Recommendation:

Adopt Resolution No. 2019-11-2, approving the proposed multi-year Equivalent Dwelling Unit monthly rate for Fiscal Years (FYs) 2020/21 and 2021/22 for the Agency's Regional Wastewater Operations and Maintenance fund.

Budget Impact *Budgeted (Y/N): Y* *Amendment (Y/N): N* *Amount for Requested Approval:*

Account/Project Name:

Fiscal Impact (explain if not budgeted):

Revenues from these rates will support wastewater operations and maintenance activities.

Prior Board Action:

None.

Environmental Determination:

Not Applicable

Business Goal:

The approval of the FYs 2020/21 and 2021/22 monthly EDU rates supports the IEUA Business Goal of Fiscal Responsibility to more effectively providing revenue stability and adhere to the target of full cost of service recovery.

Attachments:

Attachment 1: Background

Attachment 2: PowerPoint

Background

Subject: FYs 2020/21 and 2021/22 Proposed Monthly EDU Rates

Fiscal year 2019/20 is the final year of the 5-year rates adopted by the IEUA Board of Directors (the Board) in 2015 for the Agency's Regional Wastewater Operations and Maintenance fund. The adoption of multi-year rates proved beneficial to both the Agency and its member agencies in terms of predictability to lessen Proposition 218 requirements, providing revenue stability, and moving rates closer to full cost of service recovery, consistent with the IEUA Business Goal of Fiscal Responsibility.

In January 2019, Carollo Engineers, Inc. (Carollo) was contracted to conduct an update of the rate study performed in 2015. The scope of the study included a review and evaluation of the Wastewater, Water Resources, and Recycled Water Programs. A key objective of the study is to achieve revenue stability for each of the programs to adequately support short term and long term projects as identified in the Agency's planning documents, like the Integrated Water Resources Plan, Recycled Water Program Strategy, Water Use Efficiency Plan, and Ten Year Capital Improvement Plan (TYCIP). The scope of the study includes:

- **Regional Wastewater EDU connection fee:** A one-time charge imposed on new or upsized meters or connections to compensate for the cost of providing system capacity. This source of revenue supports capacity expansion and improvement of the regional wastewater system to meet future growth.
- **Regional Wastewater monthly Equivalent Dwelling Unit (EDU) Rates:** This monthly rate supports the cost associated with operation and maintenance of the Agency's Regional Wastewater recycling plants, associated rehabilitation and replacement costs and certain debt service.
- **Recycled Water Program Rates:** The rates support cost associated with operations and maintenance of the Agency's recycling facilities, groundwater recharge basin operating cost not reimbursed by Chino Basin Watermaster, and debt service costs. Recycled water provides the region with a reliable and affordable local water supply, reduces reliance on limited imported water supplies, and supports the region's water portfolio.
- **Water resources Program Rates:** support the management and distribution of imported water supplies, development and implementation of regional water user efficiencies, water resource planning, and regional water supply programs.
- **One water Connection Fee:** supports future expansion and improvement of the Agency's regional water system which is comprised of potable, recycled water, and groundwater recharge supplies.
- Evaluation of the impact Agency Rates and Fees of the **Chino Basin Program**.

The Agency has held five rate workshops facilitated by Carollo, from February to October 2019. During this period, as a result of further review and discussion on the Wastewater Connection Fees and Monthly EDU rate, staff recommended to pursue more in-depth flow and loads study for updating the EDU rate assumption and implement a two-year rates with inflationary adjustments to the Monthly EDU rate until the required study is complete.

During the last rate workshop held on October 16, the City of Fontana requested an early adoption of the EDU Monthly rate to allow meeting Proposition 218 and San Bernardino County Tax Assessor deadlines for inclusion in next year's property tax roll.

The evaluation of other proposed multi-year rates and fees for the Agency's Regional Wastewater, Recycled Water, and Water Resources programs will continue with a targeted adoption date in either February or March 2020, with an effective date of July 1, 2020 for all rates.

Regional Wastewater Program Rates

The Regional Wastewater Program is comprised of the Regional Wastewater Capital Improvement (RC) fund and the Regional Wastewater Operations & Maintenance (RO) fund. The RC fund records the capital, debt and administration activities related to the acquisition, construction, expansion, improvement and financing of the Agency's regional water recycling plants, large sewer interceptors, energy generation, and solids handling facilities. Key revenue and funding sources for the RC fund includes: EDU connection fees, property taxes (65% allocation of total tax receipts), grant and loan proceeds.

The key revenue and funding sources for the RO fund include: EDU Monthly charges, property taxes, and reimbursement from the Inland Empire Regional Composting Authority (IERCA) for labor and operating costs. Major expenses include operating costs for the collection, treatment, and disposal of wastewater, maintenance and capital replacement and rehabilitation (R&R) costs of regional facilities and infrastructure, organic management activities, including the Agency's 50 percent share of the IERCA composter, and debt service costs. The only rate recommended to be adopted in November 2019 is the monthly EDU charge.

EDU Monthly Rate

EDU rate is a monthly charge imposed on all regional wastewater system connections. This service charge supports operational, maintenance and administrative costs related to the collection, treatment and disposal of wastewater throughout the Agency's service area and unincorporated areas that receive service. It also covers R&R cost of regional wastewater facilities and infrastructure, and debt service costs.

The Agency's goal was to propose rates to cover the next five fiscal years. Discussions during Regional Contract negotiation suggested that it would be more prudent to recommend two year rates to provide time to complete a flow and load sample study to update the assumptions that define an EDU, revise Exhibit J of the Regional Contract, and reevaluate in unison monthly EDU rates and wastewater connection fees.

The proposed rates for FYs 2020/21 and 2021/22 represent an increase of three percent each year to support the costs on the Regional Wastewater Operations & Maintenance fund. These rates were the

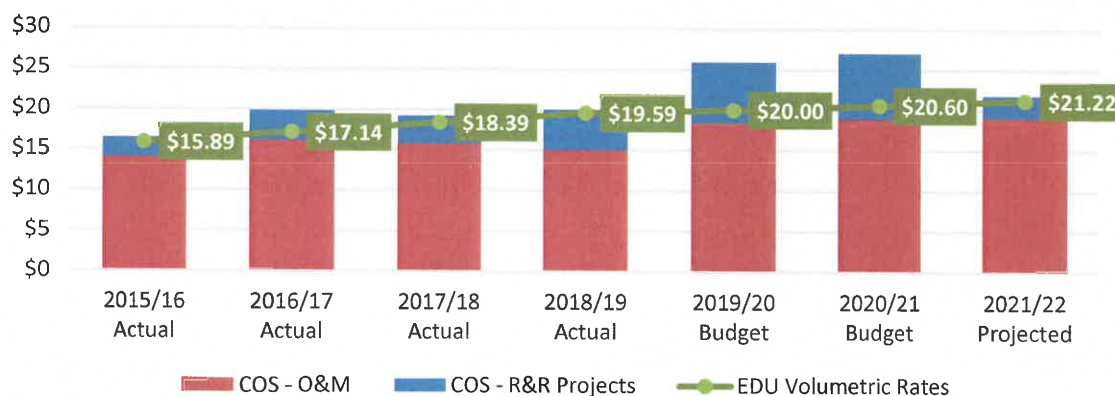
rates projected during the budget preparation and adoption of the biennial budget for Fiscal years 2019/20-2020/21. If approved, the proposed rates will be effective on July 1st as shown in Table 1:

Table 1: Proposed Multi-Year EDU Volumetric Rates

Program	Rate Description	FY	FY	FY	FY	FY	FY
		2019/20 Current	2020/21 Proposed	2021/22 Proposed	2022/23 Proposed	2023/24 Proposed	2024/25 Proposed
Regional Wastewater	Monthly EDU	\$20.00	\$20.60	\$21.22	To be updated after completion of flow and load sample study		

The cost of service trend since the implementation of the five-year rates and the proposed rates for Fiscal years 2020/21 and 2021/22 is represented in Figure 1:

Figure 1: EDU Monthly Rate Cost of Service



Key Budget Assumptions

Total revenues and other funding sources in the Wastewater Operations fund are estimated at \$85.7 million and \$87.6 million for FYs 2019/20 and 2020/21, respectively. This includes \$2.4 million of grant receipts for the South Archibald Trichloroethylene (TCE) Plume Clean-Up project. Table 2 summarizes the Wastewater Operations fund proposed major revenues and other funding sources for FYs 2019/20 and 2020/21.

Table 2: Wastewater Operations Fund Major Revenues and Other Funding Sources

Major Funding Sources (\$Millions)	FY 2019/20	FY 2020/21	Key Assumptions
Monthly EDU	\$67.8	\$70.0	Includes EDU rate of \$20.00 in FY 2019/20 and 3% increase in FY 2020/21 (to be determined by the 2019 Rate Study).
Grants	1.3	1.1	Grant proceeds for the South Archibald TCE Plume Clean-Up project.
Property Tax	9.5	9.5	Maintain the \$9.5 million allocation as adopted by the Board on June 15, 2016.

Cost Reimbursement from IERCA*	4.1	4.2	IEUA operation of the IERCA composter.
Other	3.0	2.8	Includes interest revenue, contract cost reimbursement, and lease revenue.
Total	\$85.7	\$87.6	

*Inland Empire Regional Composting Authority

Major expenses in the Wastewater Operations fund include operating and maintenance expenses, capital R&R project costs, organic management activities, and debt service costs. Total expenses and other uses of funds are \$96.2 million in FY 2019/20 and \$99.9 million in FY 2020/21. Proposed expenses and other uses of funds for FYs 2019/20 and 2020/21 are shown in Table 3.

Table 3: Wastewater Operations Fund Major Expenses & Other Uses of Funds

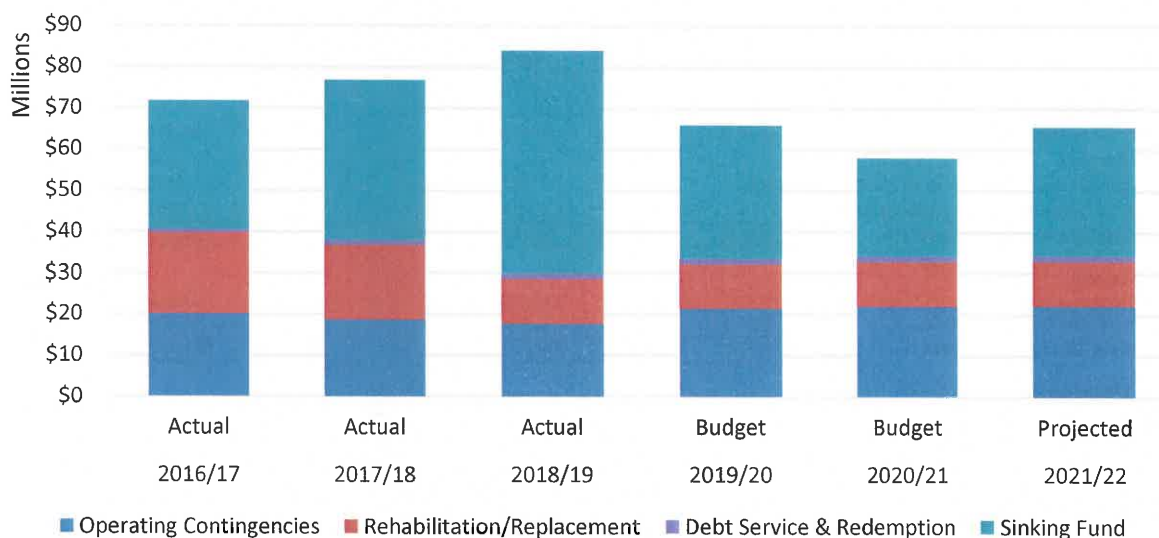
Major Uses of Funds (\$Millions)	FY 2019/20	FY 2020/21	Key Assumptions
Operations & Maintenance (O&M)	\$62.2	\$63.6	Includes employment, chemicals utilities, professional and contract labor costs, and other O&M costs
O&M project costs	5.8	6.4	Includes the South Archibald TCE Plume Clean-Up project
Capital Rehabilitation & Replacement (R&R) project costs	25.9	21.0	Based on the TYCIP
Debt Service	1.4	1.4	Includes principal and interest for the 2017A bonds and SRF loan for the water quality laboratory
Other	0.9	7.5	Inter-fund transfers for capital project support to the Administrative Services and share of the RP-5 Expansion project and CCWRF Asset Management Improvement project
Total	\$96.2	\$99.9	

A total of \$25.9 million in capital project costs is budgeted in FY 2019/20 and \$21.0 million is projected for FY 2020/21. Major capital projects are listed in Table 4.

Table 4: Wastewater Operations Fund Major Capital Projects

Major Projects (\$Millions)	FY 2019/20	FY 2020/21	FY 2021/22 to FY 2023/24	TYCIP Total
RP-1 Mechanical Restoration Upgrades	\$8.9	\$1.0		\$9.9
RP-4 Influent Screen Replacement	2.9			2.9
RP-1 Primary Effluent Conveyance Improvement	2.7			2.7
RSS Haven Avenue Repair & Replace from Airport to Mission	2.0	4.0		6.0
SCADA Enterprise System	2.0	3.5	3.0	8.5
RP-4 Process Improvements	1.9	1.0	3.2	6.1
All Other Capital Projects	5.5	11.5	17.5	71.7
Total	\$25.9	\$21.0	\$23.7	\$107.8

The projected Wastewater Operations fund ending fund balance is estimated at \$65.9 million and \$53.6 million for FYs 2019/20 and 2020/21, respectively. The projected decrease in fund balance is due to contributions to the Wastewater Capital fund for the Wastewater Operations fund share of the RP-5 Expansion and planned R&R projects, such as the CCWRF Asset Management and Improvements project costs. Figure 2 represent the trend in ending fund balance.


Figure 2: Wastewater Operations Fund Reserves by Type

INLAND EMPIRE UTILITIES AGENCY
FISCAL YEARS 2019/20 AND 2020/21 BIENNIAL BUDGET
REGIONAL WASTEWATER OPERATIONS & MAINTENANCE FUND - SOURCES AND USES OF FUNDS (In Thousands)

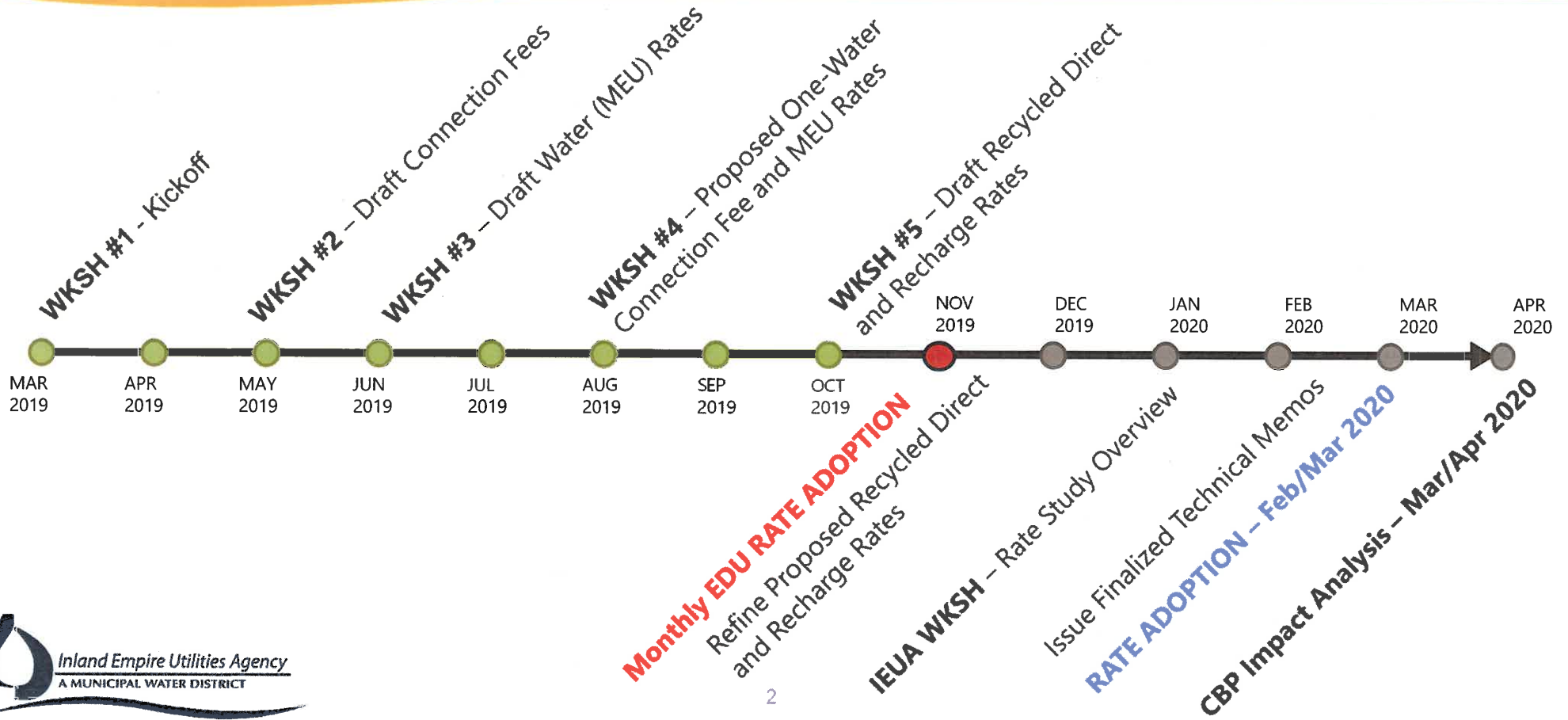
	2016/2017	2017/2018	2018/2019	2019/2020	2020/2021	2021/2022	2022/2023	2023/2024
	ACTUAL	ACTUAL	AMENDED BUDGET	ADOPTED BUDGET	ADOPTED BUDGET	FORECAST		
REVENUES								
User Charges	\$56,597	\$62,144	\$64,743	\$68,158	\$70,366	\$72,653	\$75,020	\$77,466
Cost Reimbursement JPA	3,675	3,981	3,892	4,065	4,227	4,396	4,572	4,755
Contract Cost Reimbursement	70	64	93	66	66	66	66	66
Interest Revenue	538	965	800	1,700	1,300	1,200	1,300	1,500
TOTAL REVENUES	\$60,881	\$67,155	\$69,528	\$73,988	\$75,959	\$78,315	\$80,958	\$83,787
OTHER FINANCING SOURCES								
Property Tax Revenues - Debt/Capital	\$9,549	\$9,549	\$9,549	\$9,549	\$9,549	\$9,549	\$9,549	\$9,549
State Loans	7,531	11,310	4,000	0	0	0	0	0
Grants	11,780	3,142	5,360	1,261	1,135	0	0	0
Other Revenues	611	248	795	909	909	909	909	909
TOTAL OTHER FINANCING SOURCES	\$29,470	\$24,248	\$19,704	\$11,718	\$11,593	\$10,458	\$10,458	\$10,458
EXPENSES								
Employment Expenses	\$32,335	\$28,718	\$30,529	\$33,985	\$35,261	\$37,433	\$39,003	\$40,495
Contract Work/Special Projects	11,048	7,544	14,297	5,800	6,425	4,015	3,940	5,215
Utilities	5,329	5,806	6,248	6,022	6,266	6,423	6,584	6,751
Operating Fees	1,443	1,519	2,268	1,953	2,015	2,080	2,143	2,206
Chemicals	4,180	3,880	4,813	4,867	5,013	5,163	5,318	5,478
Professional Fees and Services	2,252	3,587	4,272	4,723	4,226	4,353	4,437	4,582
Biosolids Recycling	4,007	4,044	4,601	4,384	4,515	4,651	4,790	4,934
Materials & Supplies	2,199	1,992	2,226	2,019	2,064	2,126	2,190	2,256
Other Expenses	887	2,621	3,600	4,277	4,231	4,322	4,422	4,524
TOTAL EXPENSES	\$63,684	\$59,710	\$72,858	\$68,034	\$70,020	\$70,570	\$72,831	\$76,444
CAPITAL PROGRAM								
Capital Construction & Expansion (WIF)	\$12,557	\$23,781	\$21,277	\$25,988	\$21,047	\$6,726	\$6,775	\$10,246
TOTAL CAPITAL PROGRAM	\$12,557	\$23,781	\$21,277	\$25,988	\$21,047	\$6,726	\$6,775	\$10,246
DEBT SERVICE								
Financial Expenses	\$16	(\$26)	\$0	\$0	\$0	\$1	\$0	\$0
Interest	200	179	175	655	641	620	597	573
Principal	0	172	177	756	771	791	814	857
TOTAL DEBT SERVICE	\$216	\$325	\$352	\$1,412	\$1,412	\$1,412	\$1,412	\$1,430
TRANSFERS IN (OUT)								
Capital Contribution	(\$181)	(\$1,826)	(\$1,809)	(\$4,598)	(\$11,010)	(\$4,226)	(\$2,702)	(\$2,011)
Debt Service				265	123	123	123	(2,146)
Operation support to GG for Non-Capital Projects		(649)	(455)	(2,176)	(1,307)	(279)	(1,016)	(705)
Capital - Connection Fees Allocation		0	5,454	5,717	4,785	1,879	2,255	3,599
TOTAL INTERFUND TRANSFERS IN (OUT)	(\$181)	(\$2,475)	\$3,190	(\$792)	(\$7,409)	(\$2,502)	(\$1,339)	(\$1,263)
FUND BALANCE								
Net Income (Loss)	\$13,712	\$5,113	(\$2,065)	(\$10,519)	(\$12,335)	\$7,564	\$9,058	\$4,862
Beginning Fund Balance July 01	58,012	71,724	76,837	76,428	65,909	53,574	61,137	70,195
ENDING FUND BALANCE JUNE 30*	\$71,724	\$76,837	\$74,772	\$65,909	\$53,574	\$61,137	\$70,195	\$75,057
RESERVE BALANCE SUMMARY								
Operating Contingies	\$20,038	\$18,590	\$22,988	\$21,323	\$21,931	\$22,058	\$22,753	\$23,896
Rehabilitation/Replacement	19,624	18,094	16,785	10,783	10,783	10,783	10,783	10,783
Debt Service	787	1,204	1,307	1,412	1,412	1,412	1,430	1,430
Sinking Fund	31,275	38,948	33,692	32,390	19,448	26,884	35,228	38,947
ENDING BALANCE AT JUNE 30	\$71,724	\$76,837	\$74,772	\$65,909	\$53,574	\$61,137	\$70,195	\$75,057

*Numbers may not tie due to rounding

FYs 2020/21 and 2021/22 Proposed Monthly Equivalent Dwelling Units (EDU) Rates



Rate Study and Rates Adoption Timeline



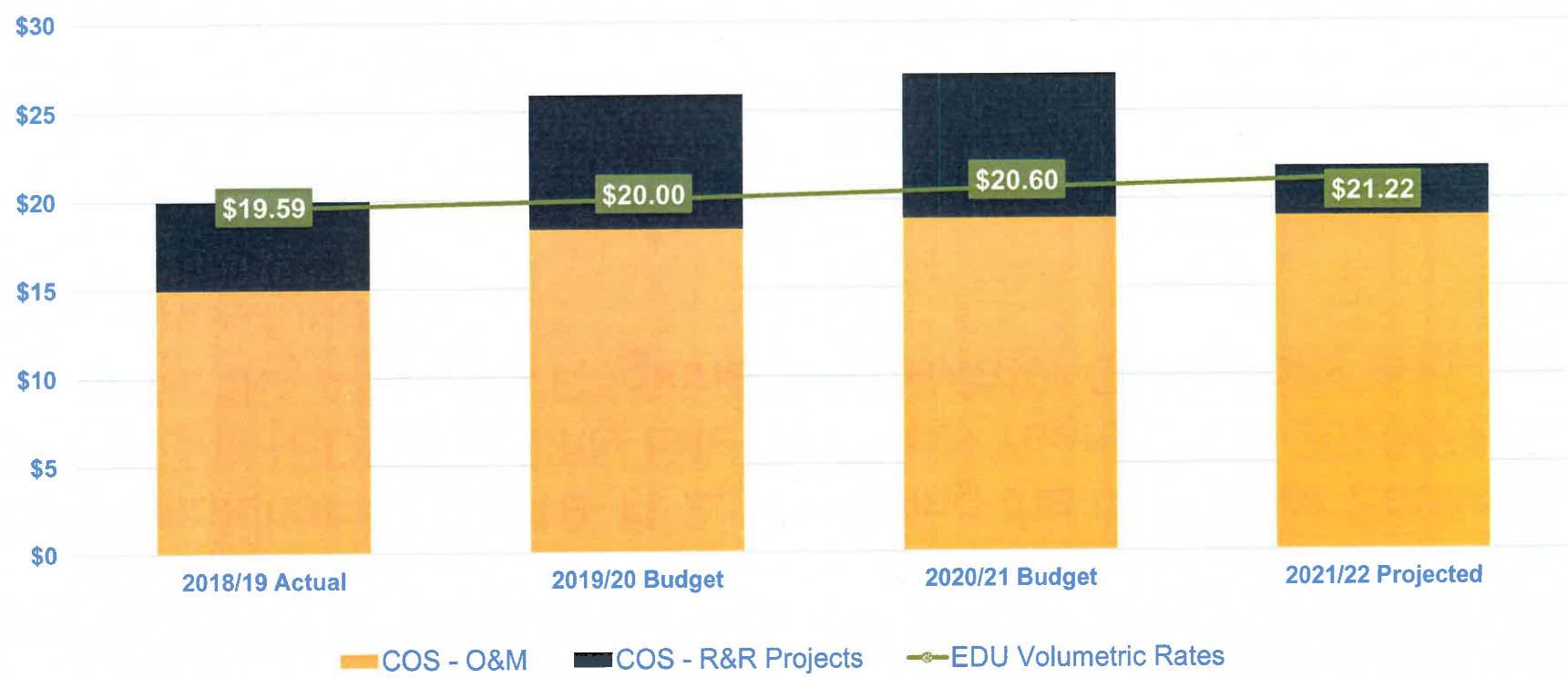
Wastewater Rates

- Monthly EDU Rates will be increased by 3-percent consistent with the biennial budget for FY 2020/21 and FY 2021/22
- Flow and loads study results will be used to update EDU assumptions and future fiscal year rates
- Exhibit J of the Regional Contract will be updated in unison with monthly EDU rates and connection fees
- Early adoption to accommodate Member Agencies' deadlines
- Recommended unanimously by Regional Committees

FY 2020/21 Proposed Rates/Fees

As July 1	Wastewater Connection Fee (EDU)	Monthly Sewer (EDU)	One Water Connection Fee (MEU)	Monthly Water (MEU)	Recycled Water Direct Use (AF)	Recycled Water Recharge (AF)
FY 2019/20 Adopted	\$6,955	\$20.00	\$1,684	\$1.04	\$490	\$550
FY 2020/21	\$7,164	\$20.60	\$1,735	\$1.06	TBD 2020 Rate Study	TBD 2020 Rate Study
FY 2021/22	\$7,379	\$21.22	\$1,787	\$1.08		
FY 2022/23	To be reviewed based on the sewer use evaluation results		\$1,841	\$1.10		
FY 2023/24			\$1,896	\$1.12		
FY 2024/25			\$1,953	\$1.14		

EDU Monthly Rate Cost of Service



Recommendation

- Adopt Resolution No. 2019-11-2, approving the multi-year Equivalent Dwelling Unit (EDU) monthly rate for Fiscal Years (FYs) 2020/21 and 2021/22 for the Agency's Regional Wastewater Operations and Maintenance fund.

The approval of the FYs 2020/21 and 2021/22 monthly EDU rates supports the IEUA Business Goal of Fiscal Responsibility to more effectively providing revenue stability and adhere to the target of full cost of service recovery.

**ACTION
ITEM
3B**



Date: November 20, 2019

To: The Honorable Board of Directors

From: Shivaji Deshmukh, General Manager

Committee: Engineering, Operations & Water Resources

11/13/19

Finance & Administration

11/13/19

Executive Contact: Christiana Daisy, Executive Manager of Engineering/AGM

Subject: RP-5 Expansion Construction Office Trailer Complex Purchase

Verb for

Executive Summary:

In June 2017, the design of the Regional Water Recycling Plant No. 5 (RP-5) Expansion Project began. After two years of design, Parsons (project design engineer) has completed the final design plans and specifications.

Inland Empire Utilities Agency (IEUA) Engineering and Construction Management staff has been preparing for the bid phase and the construction phase of the project. With the construction duration expected to take four years and the complexity associated with the RP-5 Expansion project, IEUA staff determined a construction management office trailer complex is necessary to facilitate the collaboration between the design engineer, construction management consultant, and IEUA staff. IEUA staff sought proposals from three office trailer vendors; however, only one responded, Willscot. IEUA staff met with Willscot to design and plan the desired office trailer complex.

IEUA staff recommends the purchase of the construction management office trailer complex in the amount of \$453,468.

Staff's Recommendation:

1. Authorize the purchase of a construction management office trailer complex for the RP-5 Expansion, Project Nos. EN19001 and EN19006, from Willscot in the amount of \$453,468; and
2. Authorize the General Manager to execute the purchase, subject to non-substantive changes.

Budget Impact *Budgeted (Y/N): Y Amendment (Y/N): N Amount for Requested Approval:*

Account/Project Name:

EN19001.00 - RP-5 Expansion to 30 MGD

EN19006.00 - RP-5 Biosolids Facility

Fiscal Impact *(explain if not budgeted):*

Per the RP-5 Expansion Update and Financial Workshop provided to the Board of Directors in September 2019, the total project cost is estimated to be \$362,962,604, while the approved budget is \$340,000,000. Request for additional budget will be made at the time of construction contract award, if necessary.

Prior Board Action:

None.

Environmental Determination:

Program Environmental Impact Report (Finding of Consistency)

A Finding of Consistency with IEUA's Program Environmental Impact Report and a CEQA Plus evaluation for SRF Loan Funding have been completed.

Business Goal:

The RP-5 Liquids Treatment Expansion Project is consistent with IEUA's Business Goal of Wastewater Management, specifically the Water Quality objective that IEUA will ensure that systems are planned, constructed, and managed to protect public health, the environment, and meet anticipated regulatory requirements.

Attachments:

Attachment 1 - PowerPoint

Attachment 2 - Purchase Agreement ([Click to Download](#))

Attachment 1

Regional Plant No. 5 Expansion

Construction Management Trailer Complex Purchase,
Construction Management Services Contract Award, &
Engineering Services During Construction Contract Amendment
Project Nos. EN19001 and EN19006



Presentation Agenda

- Project Location
- Item 1: Construction Management Trailer Purchase
- Item 2: Construction Management Services Contract Award
- Item 3: Engineering Services During Construction Contract Amendment
- RP-5 Expansion Project Budget and Schedule
- Recommendations


Project Location – RP-5 Expansion



RP-5 Facility

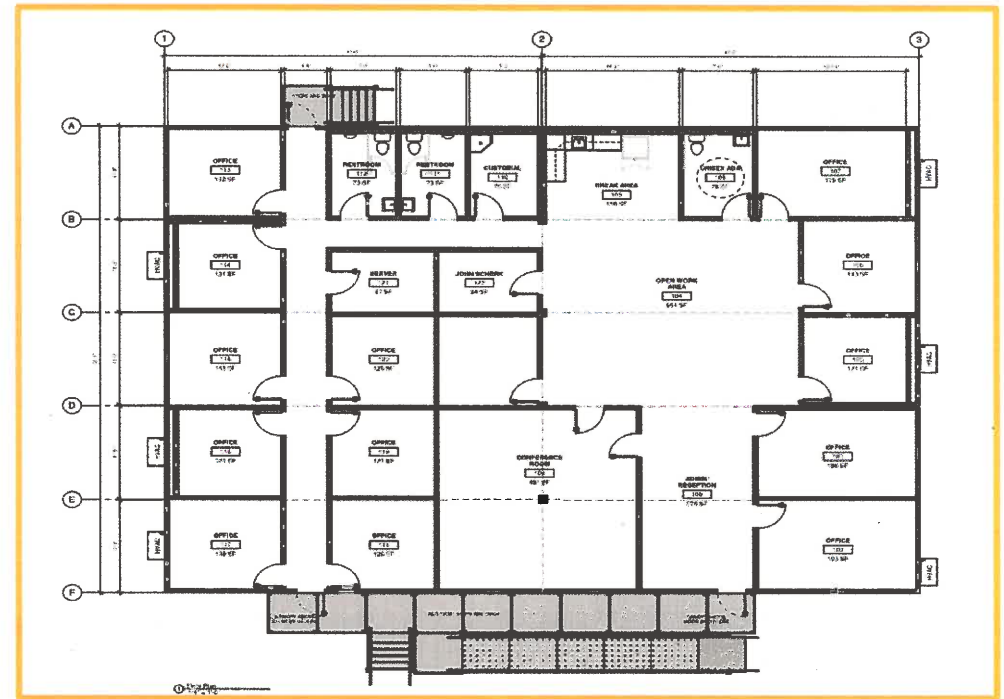
Liquid Expansion

Biosolids Facility




Item 1: Construction Management Trailer Complex

- Mobile Office Trailer
 - Construction phase for RP-5 Expansion estimated to be 4 years
 - 80 ft by 60 ft trailer
 - 13 offices
 - One conference room
 - For use of staff from (~20 people):
 - IEUA Construction Management
 - Construction Management Firm
 - Design Engineer - Parsons



Item 1: Trailer Manufacturer Selection

- IEUA staff sought proposals from three office trailer vendors
 - Two vendors were non-responsive
 - Willscot met with IEUA staff to develop office trailer layout
 - Willscot has recently provided office trailers for IEUA
- Trailer Complex Purchase Price: \$453,468



Item 2: Construction Management Firm Selection

- Four proposals received on August 29, 2019
- Selection Committee held interviews September 10-11, 2019
 - Panel included
 - IEUA Engineering and O&M Department staff
 - Member Agencies (City of Chino)
 - External Partner- Eastern Municipal Water District
- Evaluation criteria for selection:
 - Qualifications and experience
 - Project scope understanding
 - Ability to meet project schedule
- Arcadis Fee for Services: \$21,125,523

Proposals Received
Arcadis
Carollo
CDM Smith
Jacobs

Item 3: Engineering Services During Construction

- Design contract awarded to Parsons in May 2017
- Services provided during construction:
 - Bidding Services
 - Attend Project Meetings
 - Shop Drawing Review
 - Review of Vendor Tests, Certifications, Reports
 - Respond to Requests for Information (RFI)
 - Change Order Assistance (Design Modifications)
 - Final Record Drawings
 - Factory Inspection
 - O&M Manuals General
 - Start-Up Assistance
 - Inclusion of Constructability Review
 - Minor Design Modifications
- Parsons' Fee for Services: \$12,589,469



RP-5 Expansion Model

Project Budget and Schedule

EN19001 and EN19006

Description	Estimated Cost
Design Services	\$23,402,612
Consultant Design Contract	\$19,068,704
Other Design Services	\$4,333,908
Construction Services	\$37,168,460
Construction Trailer	\$453,468
Construction Management Services	\$21,125,523
Eng. Services During Construction	\$12,589,469
Other Construction Services	\$3,000,000
Construction	\$302,392,000
Construction (estimate)	\$281,392,000
Contingency (~7.5%)	\$21,000,000
Total Project Cost:	\$362,963,072
Total Project Budget:	\$340,000,000

Project Milestone	Date
Design	
✓ Consultant Design Contract Award	May 2017
✓ 30% Design Completion	December 2017
✓ 50% Design Completion	July 2018
✓ 90% Design Completion	June 2019
✓ Final Design Completion	October 2019
Construction	
Construction Bid Phase	October 2019
Construction Contract Award	April 2020
Solids Facility Completion	April 2023
Liquids Construction Completion	April 2024

***Total project budget will be reconciled as necessary after bids are opened.

Recommendations

Item 1: Construction Management Trailer Complex Purchase

- Authorize the purchase of a construction management office trailer complex for the RP-5 Expansion, Project Nos. EN19001 and EN19006, from Willscot in the amount of \$453,468; and
- Authorize the General Manager to execute the purchase, subject to non-substantive changes.

Item 2: Construction Management Services Contract Award

- Award of a consulting construction management services contract for the RP-5 Expansion Project to Arcadis for the not-to exceed amount of \$21,125,523; and
- Authorize the General Manager to execute the consulting engineering services contract, subject to non-substantive changes

Item 3: Engineering Services During Construction Contract Amendment

- Approve a consultant contract amendment for engineering design services during construction for the RP-5 Expansion, Project Nos. EN19001 and EN19006, to Parsons Water and Infrastructure Inc., for the not-to-exceed amount of \$12,589,469; and
- Authorize the General Manager to execute the consulting engineering services contract amendment, subject to non-substantive changes

The RP-5 Liquids Treatment Expansion Project is consistent with **IEUA's Business Goal of Wastewater Management**, specifically the Water Quality objective that IEUA will ensure that systems are planned, constructed, and managed to protect public health, the environment, and meet anticipated regulatory requirements.

**ACTION
ITEM
3C**



Date: November 20, 2019

To: The Honorable Board of Directors

From: Shivaji Deshmukh, General Manager

Committee: Engineering, Operations & Water Resources

11/13/19

Finance & Administration

11/13/19

Executive Contact: Christiana Daisy, Executive Manager of Engineering/AGM

Subject: RP-5 Expansion Project Construction Management Consultant Contract Award

Executive Summary:

In June 2017, the design of the Regional Water Recycling Plant No. 5 (RP-5) Expansion Project began. After two years of design, Parsons (project design engineer) has completed the final design plans and specifications.

During the design of the project, Inland Empire Utilities Agency (IEUA) staff determined that a construction management firm would be required due to the long duration and complexity of construction and the amount of resources needed to manage construction. As the project progressed through design, IEUA staff began a lengthy and engaging procurement method to select a qualified construction management services firm that will assist IEUA during the construction phase of the RP-5 Expansion Project.

On August 26, 2019, IEUA received four proposals for construction management services. A review committee consisting of IEUA staff and external member agencies reviewed the proposals. Based on the firm's qualifications, experience, capability, and understanding of the scope, the committee unanimously selected Arcadis as the most qualified consultant to perform the work.

Staff's Recommendation:

1. Award a construction management services consultant contract for the RP-5 Expansion, Project Nos. EN19001 and EN19006, to Arcadis for the not-to-exceed amount of \$21,125,523; and
2. Authorize the General Manager to execute the construction management services consultant contract, subject to non-substantive changes.

Budget Impact *Budgeted (Y/N): Y* *Amendment (Y/N): N* *Amount for Requested Approval:*

Account/Project Name:

EN19001.00 - RP-5 Expansion to 30 MGD

EN19006.00 - RP-5 Biosolids Facility

Fiscal Impact *(explain if not budgeted):*

Per the RP-5 Expansion Update and Financial Workshop provided to the Board of Directors in September 2019, the total project cost is estimated to be \$362,962,604, while the approved budget is \$340,000,000. Request for additional budget will be made at the time of construction contract award, if necessary.

Prior Board Action:

None.

Environmental Determination:

Program Environmental Impact Report (Finding of Consistency)

A Finding of Consistency with IEUA's Program Environmental Impact Report and a CEQA Plus evaluation for SRF Loan Funding have been completed.

Business Goal:

The RP-5 Liquids Treatment Expansion Project is consistent with IEUA's Business Goal of Wastewater Management, specifically the Water Quality objective that IEUA will ensure that systems are planned, constructed, and managed to protect public health, the environment, and meet anticipated regulatory requirements.

Attachments:

Attachment 1 - PowerPoint

Attachment 2 - Contract ([Click to Download](#))

Attachment 1

Regional Plant No. 5 Expansion

Construction Management Trailer Complex Purchase,
Construction Management Services Contract Award, &
Engineering Services During Construction Contract Amendment
Project Nos. EN19001 and EN19006



Presentation Agenda

- Project Location
- Item 1: Construction Management Trailer Purchase
- Item 2: Construction Management Services Contract Award
- Item 3: Engineering Services During Construction Contract Amendment
- RP-5 Expansion Project Budget and Schedule
- Recommendations


Project Location – RP-5 Expansion

Office Trailer Location



RP-5 Facility

Liquid Expansion

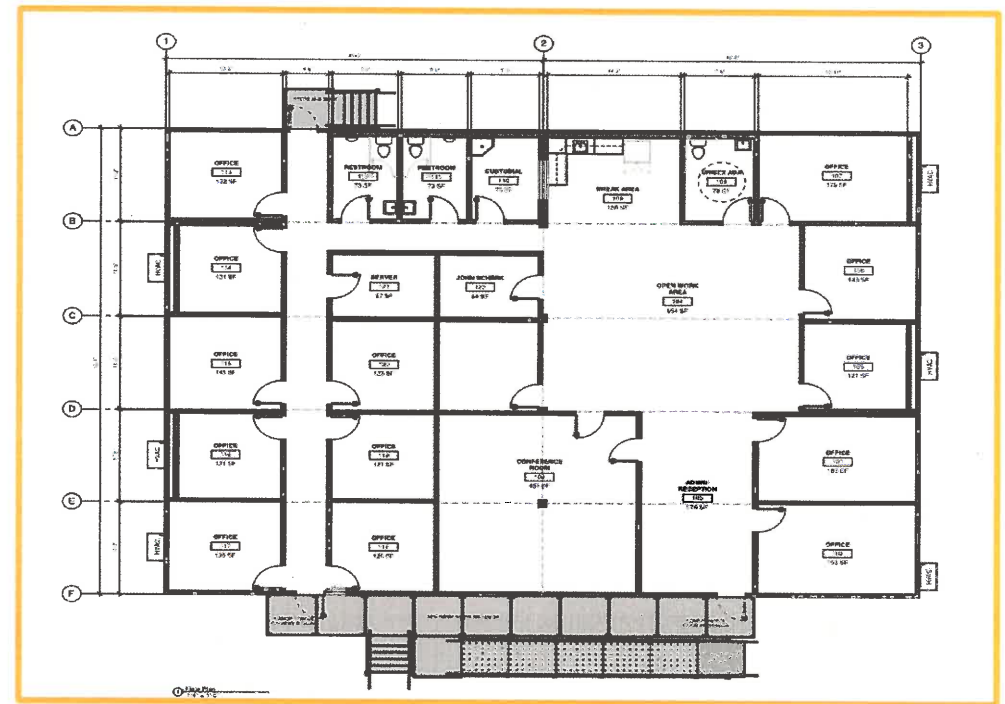


Biosolids Facility




Item 1: Construction Management Trailer Complex

- Mobile Office Trailer
 - Construction phase for RP-5 Expansion estimated to be 4 years
 - 80 ft by 60 ft trailer
 - 13 offices
 - One conference room
 - For use of staff from (~20 people):
 - IEUA Construction Management
 - Construction Management Firm
 - Design Engineer - Parsons



Item 1: Trailer Manufacturer Selection

- IEUA staff sought proposals from three office trailer vendors
 - Two vendors were non-responsive
 - Willscot met with IEUA staff to develop office trailer layout
 - Willscot has recently provided office trailers for IEUA
- Trailer Complex Purchase Price: \$453,468



Item 2: Construction Management Firm Selection

- Four proposals received on August 29, 2019
- Selection Committee held interviews September 10-11, 2019
 - Panel included
 - IEUA Engineering and O&M Department staff
 - Member Agencies (City of Chino)
 - External Partner- Eastern Municipal Water District
- Evaluation criteria for selection:
 - Qualifications and experience
 - Project scope understanding
 - Ability to meet project schedule
- Arcadis Fee for Services: \$21,125,523

Proposals Received
Arcadis
Carollo
CDM Smith
Jacobs

Item 3: Engineering Services During Construction

- Design contract awarded to Parsons in May 2017
- Services provided during construction:
 - Bidding Services
 - Attend Project Meetings
 - Shop Drawing Review
 - Review of Vendor Tests, Certifications, Reports
 - Respond to Requests for Information (RFI)
 - Change Order Assistance (Design Modifications)
 - Final Record Drawings
 - Factory Inspection
 - O&M Manuals General
 - Start-Up Assistance
 - Inclusion of Constructability Review
 - Minor Design Modifications
- Parsons' Fee for Services: \$12,589,469



RP-5 Expansion Model

Project Budget and Schedule

EN19001 and EN19006

Description	Estimated Cost
Design Services	\$23,402,612
Consultant Design Contract	\$19,068,704
Other Design Services	\$4,333,908
Construction Services	\$37,168,460
Construction Trailer	\$453,468
Construction Management Services	\$21,125,523
Eng. Services During Construction	\$12,589,469
Other Construction Services	\$3,000,000
Construction	\$302,392,000
Construction (estimate)	\$281,392,000
Contingency (~7.5%)	\$21,000,000
Total Project Cost:	\$362,963,072
Total Project Budget:	\$340,000,000

Project Milestone	Date
Design	
✓ Consultant Design Contract Award	May 2017
✓ 30% Design Completion	December 2017
✓ 50% Design Completion	July 2018
✓ 90% Design Completion	June 2019
✓ Final Design Completion	October 2019
Construction	
Construction Bid Phase	October 2019
Construction Contract Award	April 2020
Solids Facility Completion	April 2023
Liquids Construction Completion	April 2024

***Total project budget will be reconciled as necessary after bids are opened.



Recommendations

Item 1: Construction Management Trailer Complex Purchase

- Authorize the purchase of a construction management office trailer complex for the RP-5 Expansion, Project Nos. EN19001 and EN19006, from Willscot in the amount of \$453,468; and
- Authorize the General Manager to execute the purchase, subject to non-substantive changes.

Item 2: Construction Management Services Contract Award

- Award of a consulting construction management services contract for the RP-5 Expansion Project to Arcadis for the not-to exceed amount of \$21,125,523; and
- Authorize the General Manager to execute the consulting engineering services contract, subject to non-substantive changes

Item 3: Engineering Services During Construction Contract Amendment

- Approve a consultant contract amendment for engineering design services during construction for the RP-5 Expansion, Project Nos. EN19001 and EN19006, to Parsons Water and Infrastructure Inc., for the not-to-exceed amount of \$12,589,469; and
- Authorize the General Manager to execute the consulting engineering services contract amendment, subject to non-substantive changes

The RP-5 Liquids Treatment Expansion Project is consistent with **IEUA's Business Goal of Wastewater Management**, specifically the Water Quality objective that IEUA will ensure that systems are planned, constructed, and managed to protect public health, the environment, and meet anticipated regulatory requirements.

**ACTION
ITEM
3D**



Date: November 20, 2019

To: The Honorable Board of Directors

From: Shivaji Deshmukh, General Manager

Committee: Engineering, Operations & Water Resources

11/13/19

Finance & Administration

11/13/19

Executive Contact: Christiana Daisy, Executive Manager of Engineering/AGM

Subject: RP-5 Expansion Engineering During Construction Contract Amendment

Executive Summary:

In June 2017, the design of the Regional Water Recycling Plant No. 5 Expansion (RP-5) began. After two years of design, Parsons (project design engineer) has completed the final design plans and specifications.

As the design documents neared completion, Inland Empire Utilities Agency (IEUA) staff worked with Parsons to negotiate the engineering services during construction scope and fee. These services are needed to ensure that the General Contractor constructs the project per Parsons' design intent and any engineering services needed to facilitate potential technical issues.

Due to Parsons' in-depth knowledge with the project scope and design, IEUA staff recommends that the engineering services during construction for the RP-5 Liquids Expansion and RP-5 Solids Treatment Facility be awarded to Parsons as an amendment to their design contract for the not-to-exceed amount of \$12,589,469.

Staff's Recommendation:

1. Approve a consultant contract amendment for engineering design services during construction for the RP-5 Expansion, Project Nos. EN19001 and EN19006, to Parsons Water and Infrastructure Inc., for a not-to-exceed amount of \$12,589,469; and
2. Authorize the General Manager to execute the consultant contract amendment, subject to non-substantive changes.

Budget Impact Budgeted (Y/N): Y Amendment (Y/N): N Amount for Requested Approval:

Account/Project Name:

EN19001.00 - RP-5 Expansion to 30 MGD

EN19006.00 - RP-5 Biosolids Facility

Fiscal Impact (explain if not budgeted):

Per the RP-5 Expansion Update and Financial Workshop provided to the Board of Directors in September 2019, the total project cost is estimated to be \$362,962,604, while the approved budget is \$340,000,000. Request for additional budget will be made at the time of construction contract award, if necessary.

Full account coding (internal AP purposes only): 1000 - 10900 - 595000 - 127155 Project No.: EN19001/EN19006
1000 - 10900 - 595000 - 127155

Prior Board Action:

On August 21, 2019, the Board of Directors approved an amendment for \$517,494.

On March 20, 2019, the Board of Directors approved an amendment for \$495,979.

On May 17, 2017, the Board of Directors approved an amendment for design for \$17,993,680.

On March 15, 2017, the Board of Directors adopted the RP-1 and RP-5 Expansion Preliminary Design Report (PDR).

On January 20, 2016 the Board of Directors approved the PDR contract award for \$2,431,598.

Environmental Determination:

Program Environmental Impact Report (Finding of Consistency)

A Finding of Consistency with IEUA's Program Environmental Impact Report and a CEQA Plus evaluation for SRF Loan Funding have been completed.

Business Goal:

The RP-5 Liquids Treatment Expansion Project is consistent with the Agency's Business Goal of Wastewater Management, specifically the Water Quality objective that IEUA will ensure that Agency systems are planned, constructed, and managed to protect public health, the environment, and meet anticipated regulatory requirements.

Attachments:

Attachment 1 - PowerPoint

Attachment 2 - Contract Amendment ([Click to Download](#))

Attachment 1

Regional Plant No. 5 Expansion

Construction Management Trailer Complex Purchase,
Construction Management Services Contract Award, &
Engineering Services During Construction Contract Amendment
Project Nos. EN19001 and EN19006



Christiana Daisy, P.E.
November 2019

Presentation Agenda

- Project Location
- Item 1: Construction Management Trailer Purchase
- Item 2: Construction Management Services Contract Award
- Item 3: Engineering Services During Construction Contract Amendment
- RP-5 Expansion Project Budget and Schedule
- Recommendations


Project Location – RP-5 Expansion

Office Trailer Location




RP-5 Facility

Liquid Expansion



Biosolids Facility




Item 1: Construction Management Trailer Complex

- Mobile Office Trailer
 - Construction phase for RP-5 Expansion estimated to be 4 years
 - 80 ft by 60 ft trailer
 - 13 offices
 - One conference room
 - For use of staff from (~20 people):
 - IEUA Construction Management
 - Construction Management Firm
 - Design Engineer - Parsons



Item 1: Trailer Manufacturer Selection

- IEUA staff sought proposals from three office trailer vendors
 - Two vendors were non-responsive
 - Willscot met with IEUA staff to develop office trailer layout
 - Willscot has recently provided office trailers for IEUA
- Trailer Complex Purchase Price: \$453,468



Item 2: Construction Management Firm Selection

- Four proposals received on August 29, 2019
- Selection Committee held interviews September 10-11, 2019
 - Panel included
 - IEUA Engineering and O&M Department staff
 - Member Agencies (City of Chino)
 - External Partner- Eastern Municipal Water District
- Evaluation criteria for selection:
 - Qualifications and experience
 - Project scope understanding
 - Ability to meet project schedule
- Arcadis Fee for Services: \$21,125,523

Proposals Received
Arcadis
Carollo
CDM Smith
Jacobs

Item 3: Engineering Services During Construction

- Design contract awarded to Parsons in May 2017
- Services provided during construction:
 - Bidding Services
 - Attend Project Meetings
 - Shop Drawing Review
 - Review of Vendor Tests, Certifications, Reports
 - Respond to Requests for Information (RFI)
 - Change Order Assistance (Design Modifications)
 - Final Record Drawings
 - Factory Inspection
 - O&M Manuals General
 - Start-Up Assistance
 - Inclusion of Constructability Review
 - Minor Design Modifications
- Parsons' Fee for Services: \$12,589,469



RP-5 Expansion Model

Project Budget and Schedule

EN19001 and EN19006

Description	Estimated Cost
Design Services	\$23,402,612
Consultant Design Contract	\$19,068,704
Other Design Services	\$4,333,908
Construction Services	\$37,168,460
Construction Trailer	\$453,468
Construction Management Services	\$21,125,523
Eng. Services During Construction	\$12,589,469
Other Construction Services	\$3,000,000
Construction	\$302,392,000
Construction (estimate)	\$281,392,000
Contingency (~7.5%)	\$21,000,000
Total Project Cost:	\$362,963,072
Total Project Budget:	\$340,000,000

Project Milestone	Date
Design	
✔ Consultant Design Contract Award	May 2017
✔ 30% Design Completion	December 2017
✔ 50% Design Completion	July 2018
✔ 90% Design Completion	June 2019
✔ Final Design Completion	October 2019
Construction	
Construction Bid Phase	October 2019
Construction Contract Award	April 2020
Solids Facility Completion	April 2023
Liquids Construction Completion	April 2024

***Total project budget will be reconciled as necessary after bids are opened.

Recommendations

Item 1: Construction Management Trailer Complex Purchase

- Authorize the purchase of a construction management office trailer complex for the RP-5 Expansion, Project Nos. EN19001 and EN19006, from Willscot in the amount of \$453,468; and
- Authorize the General Manager to execute the purchase, subject to non-substantive changes.

Item 2: Construction Management Services Contract Award

- Award of a consulting construction management services contract for the RP-5 Expansion Project to Arcadis for the not-to exceed amount of \$21,125,523; and
- Authorize the General Manager to execute the consulting engineering services contract, subject to non-substantive changes

Item 3: Engineering Services During Construction Contract Amendment

- Approve a consultant contract amendment for engineering design services during construction for the RP-5 Expansion, Project Nos. EN19001 and EN19006, to Parsons Water and Infrastructure Inc., for the not-to-exceed amount of \$12,589,469; and
- Authorize the General Manager to execute the consulting engineering services contract amendment, subject to non-substantive changes

The RP-5 Liquids Treatment Expansion Project is consistent with **IEUA's Business Goal of Wastewater Management**, specifically the Water Quality objective that IEUA will ensure that systems are planned, constructed, and managed to protect public health, the environment, and meet anticipated regulatory requirements.

**ACTION
ITEM
3E**



Date: November 20, 2019

To: The Honorable Board of Directors

From: Shivaji Deshmukh, General Manager

Committee: Engineering, Operations & Water Resources

11/13/19

Finance & Administration

11/13/19

Executive Contact: Christiana Daisy, Executive Manager of Engineering/AGM

Subject: Lower Day Basin Improvements Construction Contract Award

Executive Summary:

The Lower Day Basin Improvements, Project No. RW15004, part of the Recharge Master Plan Update Projects, will capture and recharge up to an additional 993 acre-feet of stormwater for the Chino Basin region. The project will modify an adjacent stormwater channel to increase diversion flow rate from 70 cubic feet per second (cfs) to 600 cfs with a 15-foot wide and 10-foot high adjustable pneumatic diversion gate. This new structure will allow the facility to capture and recharge higher volumes of stormwater before leaving the region. The project will also add gate structures to increase and control water storage in the facility's recharge cells. This project is 100-percent reimbursed by Chino Basin Watermaster. Additionally, \$1,125,000 of the total project is funded by grants from California Department of Water Resources, Santa Ana Watershed Project Authority, and United States Department of the Interior's Bureau of Reclamation.

On July 11, 2019, Inland Empire Utilities Agency (IEUA) prequalified eight general contractors to bid on the project. On October 1, 2019, five bids were received. Ferreira Coastal Construction Co. was deemed the lowest responsive bidder with a bid price of \$2,998,000, which was under the engineer's estimate of \$3,507,000. The construction contract award was unanimously recommended for IEUA Board approval by the Regional Technical and Policy Committees.

Staff's Recommendation:

1. Award a construction contract for the Lower Day Basin Improvements, Project No. RW15004, to Ferreira Coastal Construction Co., in the amount of \$2,998,000; and
2. Authorize the General Manager to execute the construction contract, subject to non-substantive changes.

Budget Impact Budgeted (Y/N): Y Amendment (Y/N): N Amount for Requested Approval:

Account/Project Name:

RW15004/Lower Day Basin Improvements

Fiscal Impact (explain if not budgeted):

None.

Prior Board Action:

On June 21, 2017, the Board of Directors approved the consulting engineering services contract for the Recharge Master Plan Update Basin Improvement Projects, Project Nos. RW15003 and RW15004, to Carollo Engineering, Inc., for the not-to-exceed amount of \$1,510,628.

On April 20, 2016, the Board of Directors adopted the California Environmental Quality Act (CEQA) Initial Study/Mitigated Negative Declaration and Mitigation, Monitoring, and Reporting Program.

Environmental Determination:

Negative Declaration

IEUA processed a Mitigated Negative Declaration for this project. A copy of the Notice of Determination is attached.

Business Goal:

The Lower Day Basin Improvements Project is consistent with the IEUA's Business Goal of Water Reliability, specifically the Groundwater Recharge objective that IEUA will maximize groundwater recharge projects in the region through strategic, cost-effective partnerships, and development.

Attachments:

Attachment 1 - Background

Attachment 2 - PowerPoint

Attachment 3 - Construction Contract

Attachment 4 - Negative Declaration

Attachment 1



Background

Subject: Construction Contract Award – Lower Day Basin Improvement

In 2013, Inland Empire Utilities Agency (IEUA) and Chino Basin Watermaster (Watermaster) approved a series of proposed recharge enhancement projects under the Recharge Master Plan Update (RMPU). The Lower Day Basin Improvement Project is a part of the RMPU. This project captures and recharges up to an additional 993 acre-feet of stormwater for the Chino Basin region. The project will modify an adjacent stormwater channel to increase diversion flow rate from 70 cubic feet per second (cfs) to 600 cfs with a 15-foot wide and 10-foot high adjustable pneumatic diversion gate. This new structure will allow the facility to capture and recharge high volumes of stormwater before leaving the region. The project will also add gate structures to increase and control water storage in the facility's recharge cells. Carollo Engineers prepared the construction plans and will continue to provide engineering services during construction.

On July 11, 2019, Inland Empire Utilities Agency (IEUA) pre-qualified eight general contractors to bid on the project. On July 22, 2019, IEUA released an invitation for bids to the eligible contractors through PlanetBids. On October 1, 2019, the following five bids were received:

Bidder's Name	Total Price
Ferreira Coastal Construction Co.	\$2,988,000
JF Shea Construction, Inc.	\$3,438,570
Norstar Plumbing and Engineering, Inc.	\$3,499,000
WA Rasic Construction Company, Inc.	\$4,559,600
MNR Construction, Inc.	\$4,737,400
Engineer's Estimate	\$3,507,000

Ferreira Coastal Construction Co. (Ferreira) was the lowest responsive bidder with a bid price of \$2,988,000. Ferreira was pre-qualified by presenting the required experience performing similar projects with other utilities and cities, showing good workmanship and responsiveness. Ferreira's bid forms met the required submittal and demonstrated a good faith effort to solicit for Disadvantaged Business Enterprise.

The following table is the anticipated project cost:

Description	Estimated Cost
Design Services	\$556,300
Preliminary Design (actual cost)	\$230,700
Design (actual cost)	\$241,800
Environmental/Permits/Bid (actual cost)	\$83,800
Construction Services	\$194,800
Design Consultant Construction Services (actual cost)	\$100,000
IEUA Construction Services	\$94,800
Construction	\$3,256,900
Construction Contract (actual cost)	\$2,988,000
Contingency (~9%)	\$268,900
Total Project Cost:	\$4,008,000
Total Project Budget:	\$4,008,000

The following is the project schedule:

Project Milestone	Date
Construction Contract Award	November 2019
Construction Completion	December 2020

Fiscal Impact:

If approved, the construction contract for the Lower Day Basin Improvements, Project No. RW15004.00, in the amount of \$2,988,000, will be within the total project budget of \$4,008,000.

This project is 100-percent reimbursed by Watermaster as part of the RMPU project under Task Order Agreement No. 2 of the Master Agreement of 2014 between IEUA and Watermaster.

The above total budget is offset with a \$1,125,000 million of grant funding from the following:

- \$750,000 by the California Department of Water Resources and Santa Ana Watershed Project Authority through the Proposition 84 Integrated Regional Water Management Program (Agreement No. 4600010590)
- \$375,000 is provided by United States Department of the Interior's Bureau of Reclamation through the Groundwater Recharge Yield Enhancement Conjunctive Use Project for Stormwater Capture (Agreement No. R15AP00151)

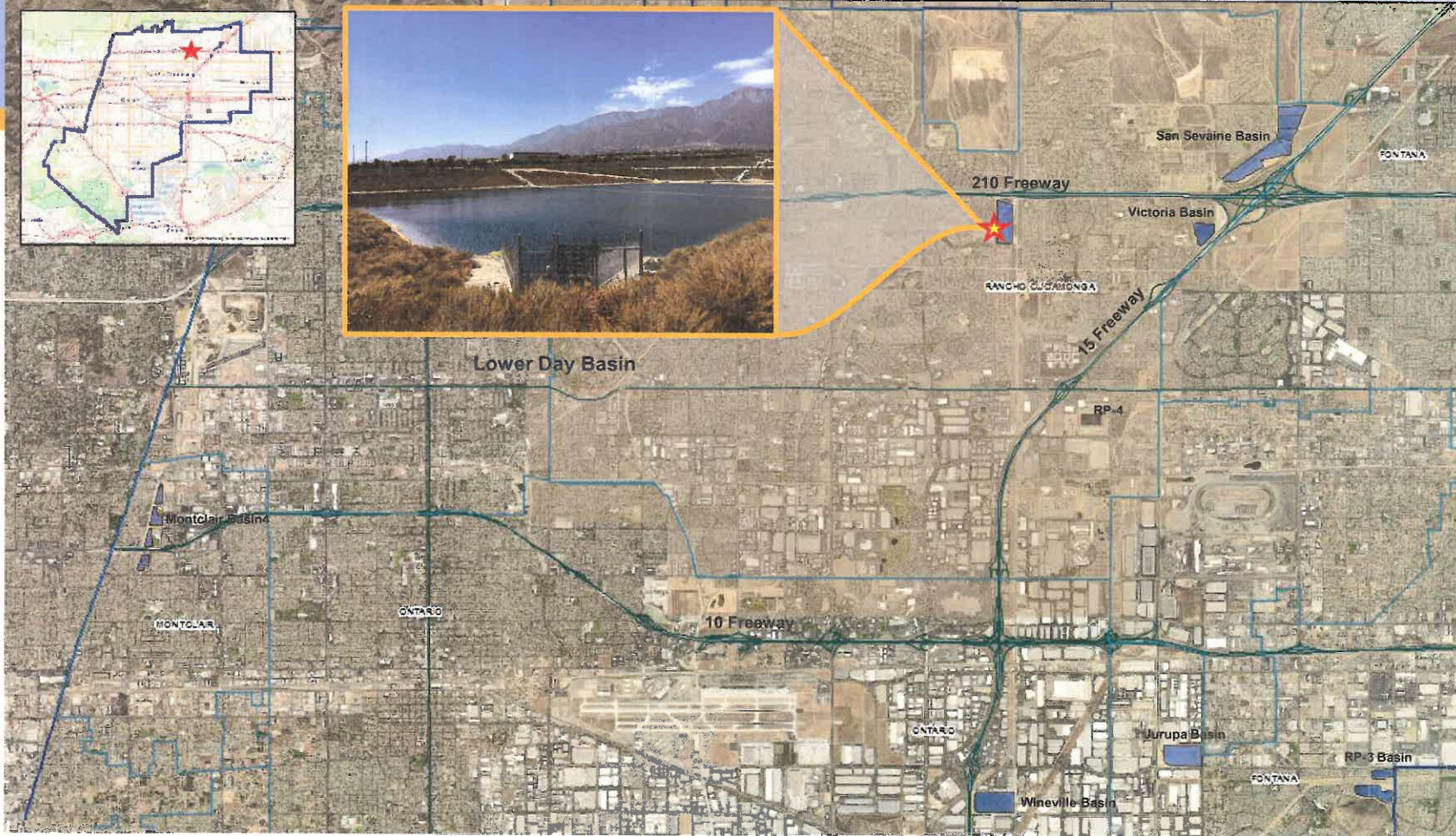
Additionally, the remaining project cost without grants is also approved for low-cost financing through the Clean Water State Revolving Fund (CWSRF) program. The final financing agreement for SRF is pending.

Attachment 2

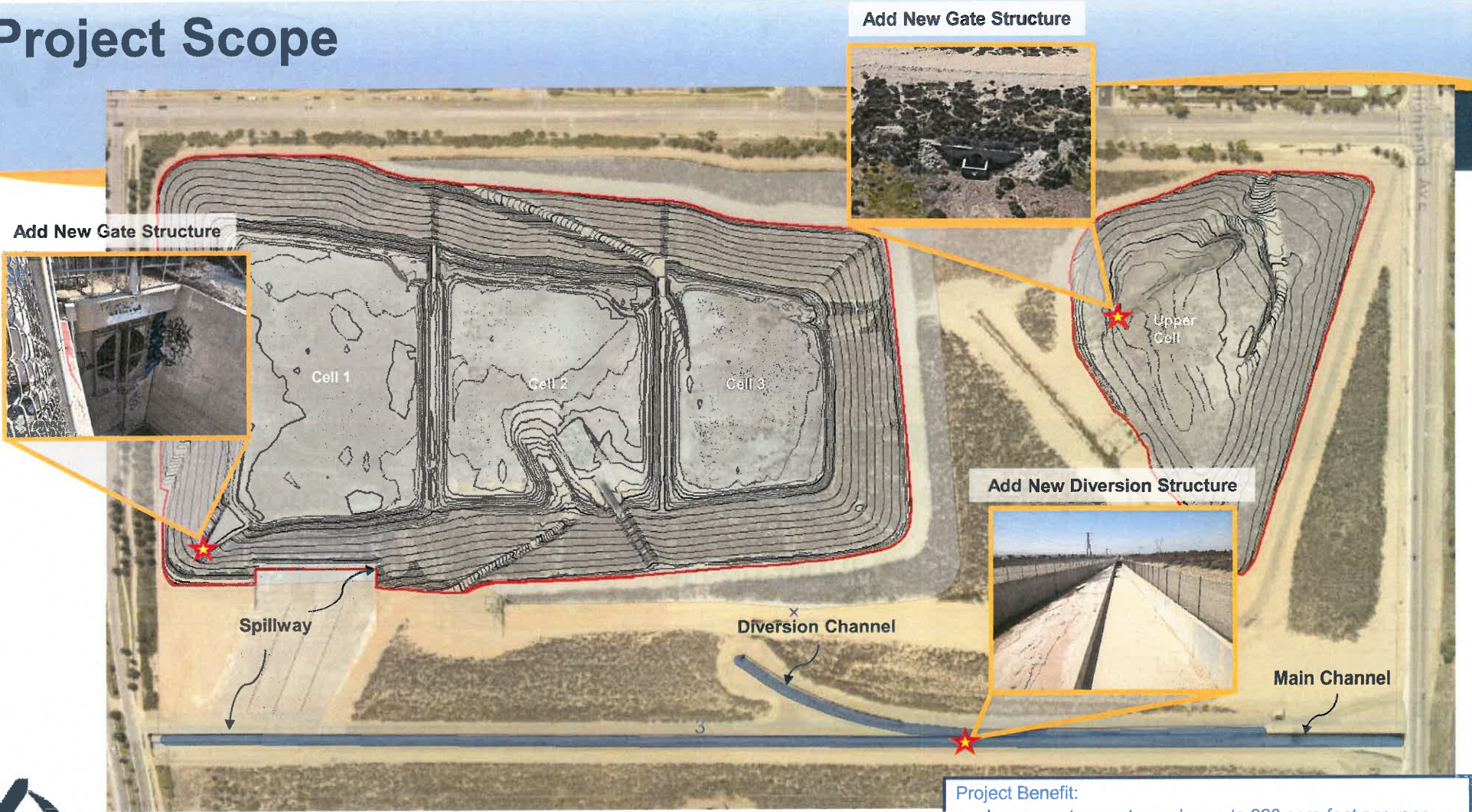
Lower Day Basin Improvements Construction Contract Award Project No. RW15004



Project Location



Project Scope



Project Benefit:

- Increase stormwater recharge to 993 acre-feet per year

Contractor Selection

On July 11, 2019, IEUA prequalified eight contractors.

On October 1, 2019, five construction bids were received:

Bidder's Name	Total
Ferreira Coastal Construction Co.	\$2,988,000
JF Shea Construction, Inc.	\$3,438,570
Norstar Plumbing and Engineering, Inc.	\$3,499,000
WA Rasic Construction Company, Inc.	\$4,559,600
MNR Construction, Inc.	\$4,737,400
Engineer's Estimate	\$3,507,000

Project Budget and Schedule

Description	Estimated Cost	Project Milestone	Date
Design Services	\$556,300	Construction Contract Award	November 2019
Preliminary Design Contract (actual cost)	\$230,700	Construction Completion	December 2020
Design (actual cost)	\$241,800		
Environmental/Permits/Bid (actual cost)	\$83,800		
Construction Services	\$194,800		
Design Consultant Construction Services	\$100,000		
IEUA Construction Services	\$94,800		
Construction	\$3,256,900		
Construction Contract	\$2,988,000		
Contingency (~9%)	\$268,900		
Total Project Cost:	\$4,008,000		
Total Project Budget:	\$4,008,000		



Recommendation

- Award a construction contract for the Lower Day Basin Improvements, Project No. RW15004, to Ferreira Coastal Construction Co., in the amount of \$2,998,000; and
- Authorize the General Manager to execute the construction contract, subject to non-substantive changes.

The Lower Day Basin Improvements Project is consistent with the *Inland Empire Utilities Agency's (IEUA's) Business Goal of Water Reliability*, specifically the Groundwater Recharge objective that IEUA will maximize groundwater recharge projects in the region through strategic, cost-effective partnerships, and development.

Attachment 3

CONTRACT

THIS CONTRACT, made and entered into this ____ day of November, 2019, by and between Ferreira Coastal Construction Co., hereinafter referred to as "CONTRACTOR," and The Inland Empire Utilities Agency, a Municipal Water District, located in San Bernardino County, California, hereinafter referred to as "IEUA".

WITNESSETH:

That for and in consideration of the promises and agreements hereinafter made and exchanged, IEUA and the CONTRACTOR agree as follows:

- A. CONTRACTOR agrees to perform and complete in a workmanlike manner, all Work required under these Bid Documents for Recharge Master Plan Update (RMPU) Basin Improvement Project - Lower Day Basin Project No. RW15004, in accordance with the Bid Documents, and to furnish at their own expense, all labor, materials, equipment, tools, and services necessary, except such materials, equipment, and services as may be stipulated in said Bid Documents to be furnished by IEUA, and to do everything required by this Contract and the said Bid Documents.
- B. For furnishing all said labor, materials, equipment, tools, and services, furnishing and removing all plant, temporary structures, tools and equipment, and doing everything required by this Contract and said Bid Documents; also for all loss and damage arising out of the nature of the Work aforesaid, or from the action of the elements, or from any unforeseen difficulties which may arise during the prosecution of the Work until its acceptance by IEUA, and for all risks of every description connected with the Work; also for all expenses resulting from the suspension or discontinuance of Work, except as in the said Bid Documents are expressly stipulated to be borne by IEUA; and for completing the Work in accordance with the requirements of said Bid Documents, IEUA will pay and said CONTRACTOR shall receive, in full compensation therefore, the price(s) set forth in this Contract.
- C. That IEUA will pay the CONTRACTOR progress payments and the final payment, in accordance with the provisions of the Contract Documents, with warrants drawn on the appropriate fund or funds as required, at the prices bid in the Bidding and Contract Requirements, Section C - Bid Forms and accepted by IEUA, and set forth in this below.

Total Bid Price \$2,988,000.00

Two Million Nine Hundred Eighty-Eight Thousand Dollars and Zero Cents.

- D. IEUA hereby employs the CONTRACTOR to perform the Work according to the

terms of this Contract for the above-mentioned price(s), and agrees to pay the same at the time, in the manner, and upon the conditions stipulated in the said Bid Documents; and the said parties for themselves, their heirs, executors, administrators, successors, and assigns, do hereby agree to the full performance of the covenants herein contained.

- E. The Notice Inviting Bids, Instructions to Bidders, Bid Forms, Information Required of Bidder, Performance Bond, Payment Bond, Contractor's License Declaration, Specifications, Drawings, all General Conditions Special Conditions and all Project Requirements, and all Addenda issued by IEUA with respect to the foregoing prior to the opening of bids, are hereby incorporated in and made part of this Contract, as if fully set forth.
- F. The CONTRACTOR agrees to commence Work under this Contract on or before the date to be specified in a written "Notice of Award " and to complete said Work to the satisfaction of IEUA three hundred seventy-three (373) calendar days after award of the Contract. All Work shall be completed before final payment is made.
- G. Time is of the essence on this Contract.
- H. CONTRACTOR agrees that in case the Work is not completed before or upon the expiration of the Contract Time, damage will be sustained by IEUA, and that it is and will be impracticable to determine the actual damage which IEUA will sustain in the event and by reason of such delay, and it is therefore agreed that the CONTRACTOR shall pay to IEUA the amounts as set forth in General Conditions, Section C – Changes to the Contract for each day of delay, which shall be the period between the expiration of the Contract Time and the date of final acceptance by IEUA, as liquidated damages and not as a penalty. It is further agreed that the amount stipulated for liquidated damages per day of delay is a reasonable estimate of the damages that would be sustained by IEUA, and the CONTRACTOR agrees to pay such liquidated damages as herein provided. In case the liquidated damages are not paid, the CONTRACTOR agrees that IEUA may deduct the amount thereof from any money due or that may become due to the CONTRACTOR by progress payments or otherwise under the Contract, or if said amount is not sufficient, recover the total amount.
- I. In addition to the liquidated damages, which may be imposed if the CONTRACTOR fails to complete the Work within the time agreed upon, IEUA may also deduct from any sums due or to become due to the CONTRACTOR, penalties and fines for violations of applicable local, state, and federal law.
- J. That the CONTRACTOR shall carry Workers' Compensation Insurance and require all subcontractors to carry Workers' Compensation Insurance as required by the California Labor Code.
- K. That the CONTRACTOR shall have furnished, prior to execution of the Contract,

two bonds approved by IEUA, one in the amount of one hundred (100) percent of the Contract Price, to guarantee the faithful performance of the Work, and one in the amount of one hundred (100) percent of the Contract Price to guarantee payment of all claims for labor and materials furnished.

- L. The CONTRACTOR hereby agrees to protect, defend, indemnify and hold IEUA and its employees, agents, officers, directors, servants and volunteers free and harmless from any and all liability, claims, judgments, costs and demands, including demands arising from injuries or death of persons (including employees of IEUA and the CONTRACTOR) and damage to property, arising directly or indirectly out of the obligation herein undertaken or out of the operations conducted by the CONTRACTOR, its employees agents, representatives or subcontractors under or in connection with this Contract to the extent permitted by law.

The CONTRACTOR further agrees to investigate, handle, respond to, provide defense for and defend any such claims, demands or suit at the sole expense of the CONTRACTOR

IN WITNESS WHEREOF, The CONTRACTOR and the General Manager of Inland Empire Utilities Agency*, thereunto duly authorized, have caused the names of said parties to be affixed hereto, each in duplicate, the day and year first above written.

- M. The CONTRACTOR, by signing the contract does swear under penalty of perjury that no more than one final unappeasable finding of contempt of court by a Federal court has been issued against the CONTRACTOR within the immediately preceding two year period because of the CONTRACTOR's failure to comply with an order of a Federal court which orders the CONTRACTOR to comply with an order of the National Labor Relations Board (Public Contract Code 10296).

Inland Empire Utilities Agency*,
San Bernardino County, California.

By _____
General Manager

CONTRACTOR

By Brandon Pensick

Brandon Pensick - Vice President
Title

* A Municipal Water District

Attachment 4



State of California - Department of Fish and Wildlife
2016 ENVIRONMENTAL FILING FEE CASH RECEIPT
 DFW 753.5a (Rev. 12/15/15) Previously DFG 753.5a

RECEIPT NUMBER: 36 — 04222016 — 230
STATE CLEARINGHOUSE NUMBER (If applicable) 2015121018

SEE INSTRUCTIONS ON REVERSE. TYPE OR PRINT CLEARLY.

LEAD AGENCY Inland Empire Utilities Agency	LEAD AGENCY EMAIL jignacio@ieua.org	DATE 04/22/2016
COUNTY/STATE AGENCY OF FILING San Bernardino	DOCUMENT NUMBER N/A	

PROJECT TITLE
Lower Day Basin Project

PROJECT APPLICANT NAME Inland Empire Utilities Agency	PROJECT APPLICANT EMAIL jignacio@ieua.org	PHONE NUMBER (909) 993-1913
--	--	--------------------------------

PROJECT APPLICANT ADDRESS 6075 Kimball Ave	CITY Chino	STATE CA	ZIP CODE 91708
---	---------------	-------------	-------------------

PROJECT APPLICANT (Check appropriate box)

Local Public Agency
 School District
 Other Special District
 State Agency
 Private Entity

CHECK APPLICABLE FEES:

- Environmental Impact Report (EIR) \$3,070.00 \$ 0.00
- Mitigated/Negative Declaration (MND)(ND) \$2,210.25 \$ 2,210.25
- Certified Regulatory Program document (CRP) \$1,043.75 \$ 0.00
- Exempt from fee
 - Notice of Exemption (attach)
 - CDFW No Effect Determination (attach)
- Fee previously paid (attach previously issued cash receipt copy)

- Water Right Application or Petition Fee (State Water Resources Control Board only) \$850.00 \$ 0.00
- County documentary handling fee \$ 50.00
- Other \$

PAYMENT METHOD:

- Cash
 Credit
 Check
 Other

TOTAL RECEIVED \$ 2,260.25

SIGNATURE #9499 X <i>Melissa Crowell</i>	AGENCY OF FILING PRINTED NAME AND TITLE Melissa Crowell, Deputy Clerk
--	--

DATE FILED & POSTED

Posted On: 4/22/16

Removed On: 6/4/16

Receipt No: 36-04222016-0230

NOTICE OF DETERMINATION

To: Office of Planning and Research
1400 Tenth Street, Room 121
Sacramento, CA 95814

From: Inland Empire Utilities Agency
6075 Kimball Avenue
Chino, CA 91708

and

San Bernardino County
Clerk of the Board of Supervisors
385 N. Arrowhead Avenue, 2nd Floor
San Bernardino, CA 92415

APPROVED FOR
FILED
2016 APR 22 PM 3:05
COUNTY CLERK
SACRAMENTO, CALIFORNIA

Subject: Filing of Notice of Determination in compliance with Section 21108 or 21152 of the Public Resources Code.

LOWER DAY BASIN PROJECT

Project Title

SCH #2015121018	Joel Ignacio, P.E.	(909) 993-1913
State Clearinghouse Number	Lead Agency Contact Person	Area Code/Telephone/Extension

Project Location:

The proposed project is located in the City of Rancho Cucamonga, San Bernardino County, California. The proposed project site consists of an existing basin with several cells. The Lower Day Basin is located immediately south of Interstate 210; immediately west of Day Creek channel; about 1/4 mile north of Base Line Road; and immediately east of Rochester Avenue. The project location is depicted on the USGS Cucamonga Peak 7.5' Topographic Quadrangle map. Specifically, the project is located within Section 31, Township 1 North, Range 6 West, San Bernardino Base and Meridian.

Project Description:

The Inland Empire Utilities Agency (IEUA) and the Chino Basin Watermaster (CBWM) are proposing the Lower Day Basin Improvement Project (proposed project). The objective of this project is to increase the recharge capacity (recycled water (RW) and stormwater (SW)) recharged into the Chino Groundwater Basin, specifically in the three cells located at Lower Day Basin. Under the Recharge Master Plan Update (RPMU), the proposed improvements for Lower Day Basin will increase recharge capacity by 789 acre-feet per year by modifying the San Bernardino County Flood Control District's (SBCFCD) diversion channel, installing a control gate valve on Cell 3's midlevel outlet, and improving the Basin embankments.

The proposed project includes modifications to the Basin inlets and outlets that will allow more storm water to be diverted into the Basin and stored at higher elevations for longer durations. There will be no modifications to the physical size, layout/configuration or storage volume of the Basin. The proposed improvements will allow the Basin operations to be modified to achieve increased groundwater recharge.

This is to advise that the Inland Empire Utilities Agency has approved the above described

Lead Agency Responsible Agency

project on April 20, 2016 and has made the following determination regarding the project:


(Date)

1. The project [will will not] have a significant effect on the environment.
2. An Environmental Impact Report was prepared for this project pursuant to the provisions of CEQA.
 A Mitigated Negative Declaration was prepared for this project pursuant to the provisions of CEQA.
3. Mitigation measures [were were not] made a condition of the approval of the project and a Mitigation Monitoring and Reporting Plan was adopted.
4. A Statement of Overriding Considerations [was was not] adopted for this project.

Notice of Determination
Page 2 of 2

This is to certify that the Mitigated Negative Declaration/Initial Study and record of project approval is available to the general public at:

Inland Empire Utilities Agency located at 6075 Kimball Avenue, Chino, CA 91708

 General Manager 4/20/10

Signature Title Date

MITIGATED NEGATIVE DECLARATION

Lead Agency: Inland Empire Utilities Agency
6075 Kimball Avenue
Chino, CA 91708

Contact: Joel Ignacio, P.E.
Phone: (909) 993-1913
Email: jignacio@ieua.org

Project Title: LOWER DAY BASIN PROJECT

State Clearinghouse Number: SCH#2015121018

Project Location: The proposed project is located in the City of Rancho Cucamonga, San Bernardino County, California. The proposed project site consists of an existing basin with several cells. The Lower Day Basin is located immediately south of Interstate 210; immediately west of Day Creek channel; about 1/4 mile north of Base Line Road; and immediately east of Rochester Avenue. The project location is depicted on the USGS Cucamonga Peak 7.5' Topographic Quadrangle map. Specifically, the project is located within Section 31, Township 1 North, Range 6 West, San Bernardino Base and Meridian.

Project Description: The Inland Empire Utilities Agency (IEUA) and the Chino Basin Watermaster (CBWM) are proposing the Lower Day Basin Improvement Project (proposed project). The objective of this project is to increase the recharge capacity (recycled water (RW) and stormwater (SW)) recharged into the Chino Groundwater Basin, specifically in the three cells located at Lower Day Basin. Under the Recharge Master Plan Update (RPMU), the proposed improvements for Lower Day Basin will increase recharge capacity by 789 acre-feet per year by modifying the San Bernardino County Flood Control District's (SBCFCD) diversion channel, installing a control gate valve on Cell 3's midlevel outlet, and improving the Basin embankments.

The proposed project includes modifications to the Basin inlets and outlets that will allow more storm water to be diverted into the Basin and stored at higher elevations for longer durations. There will be no modifications to the physical size, layout/configuration or storage volume of the Basin. The proposed improvements will allow the Basin operations to be modified to achieve increased groundwater recharge.


Finding: Inland Empire Utilities Agency's (IEUA) decision to implement this proposed project is a discretionary decision or "project" that requires evaluation under the California Environmental Quality Act (CEQA). Based on the information in the project Initial Study, LACSD has made a *preliminary* determination that a Mitigated Negative Declaration will be the appropriate environmental determination for this project to comply with CEQA.

Initial Study: Copies of the Mitigated Negative Declaration/Initial Study are available for public review at the Copies of the Mitigated Negative Declaration/Initial Study are available for review at the IEUA's office located at 6075 Kimball Avenue, Chino, CA 91708. The proposed Mitigated Negative Declaration was available for public review and comment from December 7, 2015 through January 14, 2016.

2015 APR 22 PM 3:00
SANTA ANA COUNTY
SANTA ANA COUNTY
SANTA ANA COUNTY

Mitigated Negative Declaration
Page 2 of 2

Mitigation Measures: All mitigation measures identified in the Initial Study are summarized on pages 54-57 and are proposed for adoption as conditions of the project. These measures will be implemented through a mitigation monitoring and reporting program if the Mitigated Negative Declaration is adopted.

 General Manager 4/26/10
Signature Title Date

**ACTION
ITEM
3F**



Date: November 20, 2019

To: The Honorable Board of Directors

From: Shivaji Deshmukh, General Manager

Committee: Engineering, Operations & Water Resources

11/13/19

Finance & Administration

11/13/19

Executive Contact: Christiana Daisy, Executive Manager of Engineering/AGM

Subject: 1158 East and West Reservoir Rehabilitation Construction Contract Award

Executive Summary:

A 2016 condition assessment of Inland Empire Utilities Agency's (IEUA's) five recycled water storage reservoirs identified the 1158 Reservoirs as requiring rehabilitation within five years. During the evaluations, the following deficiencies were noted; severe corrosion and metal loss at the center support structure, general corrosion on interior roof support members, random coating delamination, and portions of asbestos cladding no longer required for current operations are not securely affixed to the reservoirs. This project intends to address the deficiencies and provide a coating system to protect the structures for 20 or more years.

On October 3, 2019, IEUA received three construction bids. Spiess Construction Company, Inc. was the lowest responsive, responsible bidder, with a bid price of \$2,715,800. The engineer's estimate was \$2,100,000. The construction contract award was unanimously recommended for IEUA Board approval by the Regional Technical and Policy Committees.

Additionally, on October 1, 2019, IEUA received four consultant bids for coating inspection services during construction. Harper & Associates Engineering, Inc., was the most qualified and best value, with a bid price of \$105,600.

Staff's Recommendation:

1. Award a construction contract for the rehabilitation of the 1158 East and West Reservoirs, Project Nos. EN21004 and EN22004, to Spiess Construction Company, Inc., in the amount of \$2,715,800;
2. Award a consultant contract to Harper & Associates Engineering, Inc., for coating inspection services during construction in the amount of \$105,600; and
3. Authorize the General Manager to execute the contracts, subject to non-substantive changes.

Budget Impact Budgeted (Y/N): Y Amendment (Y/N): N Amount for Requested Approval:

Account/Project Name:

EN21004, EN22004/1158 East & West Reservoir Rehabilitation

Fiscal Impact (explain if not budgeted):

None.

Prior Board Action:

None.

Environmental Determination:

Categorical Exemption

CEQA identifies certain categories of projects as exempt from more detailed environmental review because these categories have been deemed to have no potential for significant impact on the environment. This project qualifies for a Categorical Exemption Class 1 as defined in Section 15301 of the State CEQA Guidelines.

Business Goal:

The 1158 East and West Reservoir Rehabilitation Project is consistent with IEUA's Business Goal of Water Reliability, specifically the Recycled Water objective that IEUA will maximize the use of recycled water to enhance regional water reliability.

Attachments:

Attachment 1 - PowerPoint


Attachment 2 - Consultant Contract

Attachment 3 - Construction Contract

Attachment 1

1158 East & West Reservoir Rehabilitation Construction Contract Award

Project No. EN21004/EN22004




Project Location



The Project

- Interior coating has failed
- Corroded interior roof support

- Scope includes:
 - Interior and exterior coating
 - Roof structure support repair
 - Asbestos cladding removal
 - Code and safety upgrades



Corrosion Damage on Rafters



Coating Delamination on Piping

Contractor and Consultant Selection

On October 3, 2019, three construction bids were received:

Contractor	Amount
Spiess Construction Company, Inc.	\$2,715,800
Paso Robles Tank, Inc.	\$2,743,600
Advanced Industrial Services, Inc.	\$2,952,800
Engineer's Estimate	\$2,100,000

On October 1, 2019, four coating inspection bids were received:

Contractor	Amount
Harper & Associates Engineering, Inc.	\$105,600
CSI Services	\$112,200
MCS Inspection Group	\$118,200
Diversified Project Services International	\$192,000

Project Budget and Schedule

Description	Estimated Cost
Design Services	\$27,500
Design Consultant Contract (actuals)	\$17,000
IEUA Design Services (actuals)	\$10,500
Construction Services	\$276,200
Engineering Services During Construction	\$35,600
IEUA Construction Services (~5%)	\$135,000
Coating Inspection Services (This Action)	\$105,600
Construction	\$3,254,800
Construction (This Action)	\$2,715,800
Contingency (~20%)	\$539,000
Total Project Cost:	\$3,558,500
Total Project Budget:	\$3,561,000

Project Milestone	Date
Construction	
Construction Contract Award	November 2019
Construction Completion	May 2021



Recommendation

- Award a construction contract for the 1158 East and West Reservoir Rehabilitation, Project Nos. EN21004 and EN22004, to Spiess Construction Company, Inc., in the amount of \$2,715,800;
- Award a consultant contract to Harper & Associates Engineering, Inc., for coating inspection services during construction in the amount of \$105,600; and
- Authorize the General Manager to execute the contracts, subject to non-substantive changes.

The 1158 East and West Reservoir Rehabilitation Project is consistent with ***Inland Empire Utilities Agency's (IEUA's) Business Goal of Water Reliability***, specifically the Recycled Water objective that IEUA will maximize the use of recycled water to enhance regional water reliability.



Attachment 2

CONTRACT

THIS CONTRACT, made and entered into this 16 day of November, 2019, by and between Spiess Construction Company, Incorporated, hereinafter referred to as "CONTRACTOR," and The Inland Empire Utilities Agency, a Municipal Water District, located in San Bernardino County, California, hereinafter referred to as "IEUA".

WITNESSETH:

That for and in consideration of the promises and agreements hereinafter made and exchanged, IEUA and the CONTRACTOR agree as follows:

- A. CONTRACTOR agrees to perform and complete in a workmanlike manner, all Work required under these Bid Documents for Rehabilitation of Recycled Water Storage Reservoirs 1158 East and 1158 West Project No. EN21004/EN22004, in accordance with the Bid Documents, and to furnish at their own expense, all labor, materials, equipment, tools, and services necessary, except such materials, equipment, and services as may be stipulated in said Bid Documents to be furnished by IEUA, and to do everything required by this Contract and the said Bid Documents.
- B. For furnishing all said labor, materials, equipment, tools, and services, furnishing and removing all plant, temporary structures, tools and equipment, and doing everything required by this Contract and said Bid Documents; also for all loss and damage arising out of the nature of the Work aforesaid, or from the action of the elements, or from any unforeseen difficulties which may arise during the prosecution of the Work until its acceptance by IEUA, and for all risks of every description connected with the Work; also for all expenses resulting from the suspension or discontinuance of Work, except as in the said Bid Documents are expressly stipulated to be borne by IEUA; and for completing the Work in accordance with the requirements of said Bid Documents, IEUA will pay and said CONTRACTOR shall receive, in full compensation therefore, the price(s) set forth in this Contract.
- C. That IEUA will pay the CONTRACTOR progress payments and the final payment, in accordance with the provisions of the Contract Documents, with warrants drawn on the appropriate fund or funds as required, at the prices bid in the Bidding and Contract Requirements, Section C - Bid Forms and accepted by IEUA, and set forth in this below.

Total Bid Price \$2,715,800.00.

Two Million Seven Hundred Fifteen Thousand Eight Hundred Dollars and Zero Cents.

If this is not a lump sum bid and the Contract Price is dependent upon the quantities constructed, IEUA will pay and said CONTRACTOR shall receive, in full

compensation for the Work the prices named in the Bidding and Contract Requirements, Section C - Bid Forms.

- D. IEUA hereby employs the CONTRACTOR to perform the Work according to the terms of this Contract for the above-mentioned price(s), and agrees to pay the same at the time, in the manner, and upon the conditions stipulated in the said Bid Documents; and the said parties for themselves, their heirs, executors, administrators, successors, and assigns, do hereby agree to the full performance of the covenants herein contained.
- E. The Notice Inviting Bids, Instructions to Bidders, Bid Forms, Information Required of Bidder, Performance Bond, Payment Bond, Contractor's License Declaration, Specifications, Drawings, all General Conditions, Special Conditions and all Project Requirements, and all Addenda issued by IEUA with respect to the foregoing prior to the opening of bids, are hereby incorporated in and made part of this Contract, as if fully set forth.
- F. The CONTRACTOR agrees to commence Work under this Contract on or before the date to be specified in a written "Notice To Proceed" and to complete said Work to the satisfaction of IEUA as detailed by the following; the structural work and interior of West Reservoir shall be completed within one hundred and sixty (160) consecutive calendar days between November 2019 and May 1, 2020 and the exterior painting of West Reservoir and entire East Reservoir shall be completed within one hundred and eighty (180) calendar days between October 31, 2020 and May 1, 2021 calendar days after award of the Contract. All Work shall be completed before final payment is made.
- G. Time is of the essence on this Contract.
- H. CONTRACTOR agrees that in case the Work is not completed before or upon the expiration of the Contract Time, damage will be sustained by IEUA, and that it is and will be impracticable to determine the actual damage which IEUA will sustain in the event and by reason of such delay, and it is therefore agreed that the CONTRACTOR shall pay to IEUA the amounts as set forth in General Conditions, Section C – Changes to the Contract for each day of delay, which shall be the period between the expiration of the Contract Time and the date of final acceptance by IEUA, as liquidated damages and not as a penalty. It is further agreed that the amount stipulated for liquidated damages per day of delay is a reasonable estimate of the damages that would be sustained by IEUA, and the CONTRACTOR agrees to pay such liquidated damages as herein provided. In case the liquidated damages are not paid, the CONTRACTOR agrees that IEUA may deduct the amount thereof from any money due or that may become due to the CONTRACTOR by progress payments or otherwise under the Contract, or if said amount is not sufficient, recover the total amount.
- I. In addition to the liquidated damages, which may be imposed if the CONTRACTOR fails to complete the Work within the time agreed upon, IEUA may also deduct from

any sums due or to become due to the CONTRACTOR, penalties and fines for violations of applicable local, state, and federal law.

- J. That the CONTRACTOR shall carry Workers' Compensation Insurance and require all subcontractors to carry Workers' Compensation Insurance as required by the California Labor Code.
- K. That the CONTRACTOR shall have furnished, prior to execution of the Contract, two bonds approved by IEUA, one in the amount of one hundred (100) percent of the Contract Price, to guarantee the faithful performance of the Work, and one in the amount of one hundred (100) percent of the Contract Price to guarantee payment of all claims for labor and materials furnished.
- L. The CONTRACTOR hereby agrees to protect, defend, indemnify and hold IEUA and its employees, agents, officers, directors, servants and volunteers free and harmless from any and all liability, claims, judgments, costs and demands, including demands arising from injuries or death of persons (including employees of IEUA and the CONTRACTOR) and damage to property, arising directly or indirectly out of the obligation herein undertaken or out of the operations conducted by the CONTRACTOR, its employees agents, representatives or subcontractors under or in connection with this Contract to the extent permitted by law.

The CONTRACTOR further agrees to investigate, handle, respond to, provide defense for and defend any such claims, demands or suit at the sole expense of the CONTRACTOR

IN WITNESS WHEREOF, The CONTRACTOR and the General Manager of Inland Empire Utilities Agency*, thereunto duly authorized, have caused the names of said parties to be affixed hereto, each in duplicate, the day and year first above written.

- M. The CONTRACTOR, by signing the contract does swear under penalty of perjury that no more than one final unappeasable finding of contempt of court by a Federal court has been issued against the CONTRACTOR within the immediately preceding two year period because of the CONTRACTOR's failure to comply with an order of a Federal court which orders the CONTRACTOR to comply with an order of the National Labor Relations Board (Public Contract Code 10296).

Inland Empire Utilities Agency*,
San Bernardino County, California.

By _____
General Manager


CONTRACTOR

By Barry L Matchett 10/16/19

BARRY L. MATCHETT, V.P.
Title

* A Municipal Water District

Attachment 3



CONTRACT NUMBER: 4600002837
FOR
COATING INSPECTION SERVICES
FOR
THE 1158 RESERVOIRS REHABILITATION

THIS CONTRACT (the "Contract"), is made and entered into this ____ day of _____, 2019, by and between the Inland Empire Utilities Agency, a Municipal Water District, organized and existing in the County of San Bernardino under and by virtue of the laws of the State of California (hereinafter interchangeably referred to as "IEUA" and "Agency") and Harper & Associates Engineering, Inc., with offices located in Corona, California, (hereinafter referred to as "Consultant"), for Quality Control Inspection Services for the 1158 Recycled Water Storage Reservoirs.

NOW, THEREFORE, in consideration of the mutual promises and obligations set forth herein, the parties agree as follows:

1. **PROJECT MANAGER ASSIGNMENT:** All technical direction related to this Contract shall come from the designated Project Manager. Details of the Agency's assignment are listed below.

Project Manager: James Spears, Associate Engineer
Address: 6075 Kimball Avenue
Chino, California 91708
Telephone: (909) 993-1851
Facsimile: (909) 993-1982
Email: jspears@ieua.org

2. **CONSULTANT ASSIGNMENT:** Special inquiries related to this Contract and the effects of this Contract shall be referred to the following:

Consultant: Krista Harper, PE
Address: 1240 E. Ontario Avenue, Ste. 102-312
Corona, California 92881-8671
Telephone: (951) 372-9196
Email: krista@harpereng.com

3. **ORDER OF PRECEDENCE:** The documents referenced below represent the Contract Documents. Where any conflicts exist between the General Terms and Conditions, or addenda attached, then the governing order of precedence shall be as follows:
- A. Amendments to Contract Number 4600002837
 - B. Contract Number 4600002837 General Terms and Conditions
 - C. Agency's Request for Proposal, dated September 10, 2019
 - C. Consultant's Proposal dated October 1, 2019

4. **SCOPE OF WORK AND SERVICES:** Consultant services and responsibilities shall be in accordance with Consultant's Proposal, dated October 1, 2019, **Exhibit A**, which is referenced herein, attached hereto, and made a part hereof (hereinafter "Work").

Familiarity with Scope of Work: By execution of this Agreement, Consultant warrants that:

- (1) It has thoroughly investigated and considered the scope of the Work under this Agreement to be performed, based on all available information; and
- (2) It carefully considered how the Work should be performed; and
- (3) It fully understands the difficulties and restrictions attending the performance of the Work under this Agreement; and
- (4) It has the professional and technical competency to perform the Work and the production capacity to complete the Work in a timely manner with respect to the Scope of Work.

5. **TERM:** The term of this Contract shall extend from the date of the Notice to Proceed and terminate on June 30, 2021, unless agreed to by both parties, reduced to writing, and amended to this Contract.
6. **COMPENSATION:** Agency shall pay Consultant's once-monthly, properly-executed invoice, approved by the Project Manager, within thirty (30) days following receipt of the invoice by Agency. Invoices shall include the name of assigned personnel, fully-burdened hourly billing rate, dates worked, a brief description of work, as well as the Contract Number 4600002837 for payment. Payment shall be withheld for any service which does not meet Agency requirements or have proven unacceptable until such service is revised, the invoice resubmitted and accepted by the Project Manager. Consultant's original invoice shall be submitted electronically to apgroup@ieua.org.

Should Consultant engage in any public works activity covered under California prevailing wage laws (California Labor Code §1720 et seq.) in excess of \$1,000.00 in billing value, Consultant shall provide with all public works invoicing certified payroll verifying that Consultant has paid prevailing wage in accordance with the Department of Industrial Relations requirements as stipulated in SB-854 [<http://www.dir.ca.gov/Public-Works/Certified-Payroll-Reporting.html>].

In compensation for the Work represented by this Contract, Agency shall pay Consultant NOT-TO-EXCEED a maximum total of **\$105,600.00** for all services provided in accordance with **Exhibit A**, referenced herein, attached hereto, and made a part hereof.

Agency may, at any time, make changes to the Scope of Work, including additions, reductions, and changes to any or all of the Work, as directed in writing by the Agency. Such changes shall be made by an Amendment to the Contract. Any changes shall be made by a written Amendment to the Contract. Consultant's invoice must be submitted according to milestones achieved by Consultant and accepted by the Agency's Project Manager, and shall include a breakdown by items completed, all associated labor provided, labor hours supplied and associated hourly rates, dates worked, the current monthly amount due, and the cumulative amount invoiced to-date against this Contract, using the Agency's standard Excel-based invoicing template **Exhibit B**. Invoice shall not be submitted in advance and shall not be dated earlier than the actual date of submittal. A copy of subject Excel invoicing template shall be furnished by the Agency's Project Manager.

7. CONTROL OF THE WORK: The Consultant shall perform the Work in compliance with the Work Schedule. If performance of the Work falls behind schedule, the Consultant shall accelerate the performance of the Work to comply with the Work Schedule as directed by the Project Manager. If the nature of the Work is such that Consultant is unable to accelerate the Work, Consultant shall promptly notify the Project Manager of the delay, the causes of the delay, and submit a proposed revised Work Schedule.

8. FITNESS FOR DUTY:

A. Fitness: Consultant on the Jobsite:

1. shall report for work in a manner fit to do their job;
2. shall not be under the influence of or in possession of any alcoholic beverages or of any controlled substance (except a controlled substance as prescribed by a physician so long as the performance or safety of the Work is not affected thereby); and
3. shall not have been convicted of any serious criminal offense which, by its nature, may have a discernible adverse impact on the business or reputation of Agency.
4. Compliance: Consultant shall advise all Consultant and subcontractor personnel and associated third parties of the requirements of this Contract ("Fitness for Duty Requirements") before they enter on the Jobsite and shall immediately remove from the Jobsite any employee determined to be in violation of these requirements. Consultant shall impose these requirements on its Subcontractors. Agency may cancel the Contract if Consultant violates these Fitness for Duty Requirements.

9. INSURANCE: During the term of this Contract, the Consultant shall maintain at Consultant's sole expense, the following insurance.

A. Minimum Scope of Insurance: Coverage shall be at least as broad as:

1. Commercial General Liability (CGL): Insurance Services Office (ISO) Form CG 00 01 covering CGL on an "occurrence" basis, including products and completed operations, property damage, bodily injury and personal & advertising injury with limits no less than \$1,000,000 per occurrence. If a general aggregate limit applies, either the general aggregate limit shall apply separately to this project/location (ISO CG 25 03 or 25 04) or the general aggregate limit shall be twice the required claim limit.
2. Automobile Liability: ISO Form Number CA 00 01 covering any auto (Code 1), or if Consultant has no owned autos, covering hired, (Code 8) and non-owned autos (Code 9), with limit no less than \$1,000,000 per accident for bodily injury and property damage.
3. Workers' Compensation and Employers Liability: Workers' compensation limits as required by the State of California, with Statutory Limits, and Employer's Liability Insurance with limit of no less than \$1,000,000 per accident for bodily injury or disease.
4. Professional Liability (Errors and Omissions): Insurance appropriate to the Consultant's profession, with limit no less than \$1,000,000 per occurrence or claim, \$2,000,000 aggregate.

B. Deductibles and Self-Insured Retention: Any deductibles or self-insured retention must be declared to and approved by the Agency. At the option of the Agency, either: the insurer shall reduce or eliminate such deductibles or self-insured retention as respects the Agency, its officers, officials, employees and volunteers; or the Consultant shall procure a bond guaranteeing payment of losses and related investigations, claims administration and defense expenses.

C. Other Insurance Provisions: The policies are to contain, or be endorsed to contain, the following provisions:

1. General Liability and Automobile Liability Coverage

- a. Additional Insured Status: The Agency, its officers, officials, employees, and volunteers are to be covered as additional insureds on the CGL policy with respect to liability arising out of work or operations performed by or on behalf of the Consultant including materials, parts or equipment furnished in connection with such work or operations. General liability coverage can be provided in the form of an endorsement to the Consultant's insurance (at least as broad as ISO Form CG 20 10 11 85 or

both CG 20 10, CG 20 26, CG 20 33, or CG 20 38; and CG 20 37 forms if later revisions used).

- b. Primary Coverage: The Consultant's insurance coverage shall be primary insurance coverage at least as broad as ISO CG 20 01 04 13 as respects the Agency, its officer, officials, employees and volunteers. Any insurance or self-insurance maintained by the Agency, its officers, officials, employees, volunteers, property owners or engineers under contract with the Agency shall be excess of the Consultant's insurance and shall not contribute with it.
 - c. Any failure to comply with reporting provisions of the policies shall not affect coverage provided to the Agency, its officers, officials, employees or volunteers.
 - d. The Consultant's insurance shall apply separately to each insured against whom claim is made or suit is brought, except with respect to the limits of the insurer's liability.
 - e. The Consultant may satisfy the limit requirements in a single policy or multiple policies. Any such additional policies written as excess insurance shall not provide any less coverage than that provided by the first or primary policy.
2. Workers' Compensation and Employers Liability Coverage

The insurer hereby grants to Agency a waiver of any right to subrogation which any insurer of said Consultant may acquire against the Agency by virtue of the payment of any loss under such insurance. Consultant agrees to obtain any endorsement that may be necessary to affect this waiver of subrogation, but this provision applies regardless of whether or not the Agency has received a waiver of subrogation endorsement from the insurer.

3. All Coverages

Each insurance policy required by this contract shall be endorsed to state that coverage shall not be suspended, voided, canceled by either party, reduced in coverage or in limits except after thirty (30) days prior written notice by certified mail, return receipt requested, has been given to the Agency.

- D. Acceptability of Insurers: All insurance is to be placed with insurers with a current A.M. Best's rating of no less than A-VII, and who are admitted insurers in the State of California.
- E. Verification of Coverage: Consultant shall furnish the Agency with original certificates and amendatory endorsements or copies of the applicable policy language effecting coverage required by this clause. All certificates and

endorsements are to be received and approved by the Agency before work commences. However, failure to obtain the required documents prior to the work beginning shall not waive the Consultant's obligation to provide them. The Agency reserves the right to require complete, certified copies of all required insurance policies, including endorsements required by these specifications, at any time.

- F. Submittal of Certificates: Consultant shall submit all required certificates and endorsements to the following:

Inland Empire Utilities Agency, a Municipal Water District
Attn: Angela Witte
P.O. Box 9020
Chino Hills, California 91709

10. LEGAL RELATIONS AND RESPONSIBILITIES

- A. Professional Responsibility: The Consultant shall be responsible, to the level of competency presently maintained by other practicing professionals performing the same or similar type of work.
- B. Status of Consultant: The Consultant is retained as an independent Consultant only, for the sole purpose of rendering the services described herein and is not an employee of the Agency.
- C. Observing Laws and Ordinances: The Consultant shall keep itself fully informed of all existing and future state and federal laws and all county and city ordinances and regulations which in any manner affect the conduct of any services or tasks performed under this Contract, and of all such orders and decrees of bodies or tribunals having any jurisdiction or authority over the same. The Consultant shall at all times observe and comply with all such existing and future laws, ordinances, regulations, orders and decrees, and shall protect and indemnify, as required herein, the Agency, its officers, employees and agents against any claim or liability arising from or based on the violation of any such law, ordinance, regulation, order or decree, whether by the Consultant or its employees.
- D. Subcontract Services: Any subcontracts for the performance of any services under this Contract shall be subject to the written approval of the Project Manager. For this project subcontractor list law shall apply.
- E. Conflict of Interest: No official of the Agency who is authorized in such capacity and on behalf of the Agency to negotiate, make, accept or approve, or to take part in negotiating, making, accepting or approving this Contract, or any subcontract relating to services or tasks to be performed pursuant to this Contract, shall become directly or indirectly personally interested in this Contract.

Consultant understands and acknowledges that executing this Agreement may inhibit the Consultant from engaging in future contracts, jobs, or agreements with the

Agency that is, or can be considered, related to the Scope of Work due to a potential conflict of interest.

- F. Equal Opportunity and Unlawful Discrimination: During the performance of this Contract, the Consultant shall not unlawfully discriminate against any employee or employment applicant because of race, color, religion, sex, age, marital status, ancestry, physical or mental disability, sexual orientation, veteran status or national origin. The Agency is committed to creating and maintaining an environment free from harassment and discrimination.
- G. Non-Conforming Work and Warranty: Consultant represents and warrants that the Work and Documentation shall be adequate to serve the purposes described in the Contract. For a period of not less than one (1) year after acceptance of the completed Work, Consultant shall, at no additional cost to Agency, correct any and all errors in and shortcomings of the Work or Documentation, regardless of whether any such errors or shortcoming is brought to the attention of Consultant by Agency, or any other person or entity. Consultant shall within three (3) calendar days, correct any error or shortcoming that renders the Work or Documentation dysfunctional or unusable and shall correct other errors within thirty (30) calendar days after Consultant's receipt of notice of the error. Upon request of Agency, Consultant shall correct any such error deemed important by Agency in its sole discretion to Agency's continued use of the Work or Documentation within seven (7) calendar days after Consultant's receipt of notice of the error. If the Project Manager rejects all or any part of the Work or Documentation as unacceptable and agreement to correct such Work or Documentation cannot be reached without modification to the Contract, Consultant shall notify the Project Manager, in writing, detailing the dispute and reason for the Consultant's position. Any dispute that cannot be resolved between the Project Manager and Consultant shall be resolved in accordance with the provisions of this Contract. The Consultant's liability with respect to any claims arising out of the Work and the Consultant shall bear no liability whatsoever for any consequential loss, injury or damage incurred by the Agency, including but not limited to, claims for loss of use, loss of profits and loss of markets.
- H. Disputes:
1. All disputes arising out of or in relation to this Contract shall be determined in accordance with this section. The Consultant shall pursue the work to completion in accordance with the instruction of the Agency's Project Manager notwithstanding the existence of dispute. By entering into this Contract, both parties are obligated, and hereby agree, to submit all disputes arising under or relating to the Contract, which remain unresolved after the exhaustion of the procedures provided herein, to independent arbitration. Except as otherwise provided herein, arbitration shall be conducted under California Code of Civil Procedure Sections 1280, et. seq, or their successor.
 2. Any and all disputes during the pendency of the work shall be subject to resolution by the Agency Project Manager and the Consultant shall comply,

pursuant to the Agency Project Manager instructions. If the Consultant is not satisfied with any such resolution by the Agency Project Manager, they may file a written protest with the Agency Project Manager within seven (7) calendar days after receiving written notice of the Agency's decision. Failure by Consultant to file a written protest within seven (7) calendar days shall constitute waiver of protest, and acceptance of the Agency Project Manager's resolution. The Agency's Project Manager shall submit the Consultant's written protests to the General Manager, together with a copy of the Agency Project Manager's written decision, for his or her consideration within seven (7) calendar days after receipt of said protest(s). The General Manager shall make his or her determination with respect to each protest filed with the Agency Project Manager within ten (10) calendar days after receipt of said protest(s). If Consultant is not satisfied with any such resolution by the General Manager, they may file a written request for arbitration with the Project Manager within seven (7) calendar days after receiving written notice of the General Manager's decision.

3. In the event of arbitration, the parties hereto agree that there shall be a single neutral Arbitrator who shall be selected in the following manner:
 - a. The Demand for Arbitration shall include a list of five names of persons acceptable to the Consultant to be appointed as Arbitrator. The Agency shall determine if any of the names submitted by Consultant are acceptable and, if so, such person shall be designated as Arbitrator.
 - b. In the event that none of the names submitted by Consultant are acceptable to Agency, or if for any reason the Arbitrator selected in Step (a) is unable to serve, the Agency shall submit to Consultant a list of five names of persons acceptable to Agency for appointment as Arbitrator. The Consultant shall, in turn, have seven (7) calendar days in which to determine if one such person is acceptable.
 - c. If after Steps (a) and (b), the parties are unable to mutually agree upon a neutral Arbitrator, the matter of selection of an Arbitrator shall be submitted to the San Bernardino County Superior Court pursuant to Code of Civil Procedure Section 1281.6, or its successor. The costs of arbitration, including but not limited to reasonable attorneys' fees, shall be recoverable by the party prevailing in the arbitration. If this arbitration is appealed to a court pursuant to the procedure under California Code of Civil Procedure Section 1294, et. seq., or their successor, the costs of arbitration shall also include court costs associated with such appeals, including but not limited to reasonable attorneys' fees which shall be recoverable by the prevailing party.
4. Joinder in Mediation/Arbitration: The Agency may join the Consultant in mediation or arbitration commenced by a subcontractor on the Project

pursuant to Public Contracts Code Sections 20104 et seq. Such joinder shall be initiated by written notice from the Agency's representative to the Consultant.

11. INDEMNIFICATION: Consultant shall indemnify the Agency, its directors, employees and assigns, and shall defend and hold them harmless from all liabilities, demands, actions, claims, losses and expenses, including reasonable attorneys' fees, which arise out of or are related to the negligence, recklessness or willful misconduct of the Consultant, its directors, employees, agents and assigns, in the performance of work under this Contract, to the extent caused by Consultant's negligence or willful misconduct. Notwithstanding the foregoing, to the extent that this Contract includes design professional services under Civil Code Section 2782.8, as may be amended from time to time, such duties of Consultant to defend and to indemnify Agency shall only be to the full extent permitted by Civil Code Section 2782.8.

12. OWNERSHIP OF MATERIALS AND DOCUMENTS/CONFIDENTIALITY: The Agency retains ownership of any and all partial or complete reports, drawings, plans, notes, computations, lists, and/or other materials, documents, information, or data prepared by the Consultant and/or the Consultant's subcontractor(s) pertaining to this Contract. Any modifications or reuse of such materials for purposes other than those intended by the Contract shall be at the Agency's sole risk and without liability to Consultant. Said materials and documents are confidential and shall be available to the Agency from the moment of their preparation, and the Consultant shall deliver same to the Agency whenever requested to do so by the Project Manager and/or Agency. The Consultant agrees that same shall not be made available to any individual or organization, private or public, without the prior written consent of the Agency.

13. TITLE AND RISK OF LOSS:
 - A. Documentation: Title to the Documentation shall pass to Agency when prepared; however, a copy may be retained by Consultant for its records and internal use. Consultant shall retain such Documentation in a controlled access file, and shall not reveal, display or disclose the contents of the Documentation to others without the prior written authorization of Agency or for the performance of Work related to the Project.

 - B. Material: Title to all Material, field or research equipment, and laboratory models, procured or fabricated under the Contract shall pass to Agency when procured or fabricated, and such title shall be free and clear of any and all encumbrances. Consultant shall have risk of loss of any Material or Agency-owned equipment of which it has custody.

 - C. Disposition: Consultant shall dispose of items to which Agency has title as directed in writing by the Agreement Administrator and/or Agency.

14. PROPRIETARY RIGHTS:

A. Rights and Ownership: Agency's rights to inventions, discoveries, trade secrets, patents, copyrights, and other intellectual property, including the Information and Documentation, and revisions thereto (hereinafter collectively referred to as "Proprietary Rights"), used or developed by Consultant in the performance of the Work, shall be governed by the following provisions:

1. Proprietary Rights conceived, developed, or reduced to practice by Consultant in the performance of the Work shall be the property of Agency, and Consultant shall cooperate with all appropriate requests to assign and transfer same to Agency.
2. If Proprietary Rights conceived, developed, or reduced to practice by Consultant prior to the performance of the Work are used in and become integral with the Work or Documentation, or are necessary for Agency to have complete enjoyment of the Work or Documentation, Consultant shall grant to Agency a non-exclusive, irrevocable, royalty-free license, as may be required by Agency for the complete enjoyment of the Work and Documentation, including the right to reproduce, correct, repair, replace, maintain, translate, publish, use, modify, copy or dispose of any or all of the Work and Documentation and grant sublicenses to others with respect to the Work and Documentation.
3. If the Work or Documentation includes the Proprietary Rights of others, Consultant shall procure, at no additional cost to Agency, all necessary licenses regarding such Proprietary Rights so as to allow Agency the complete enjoyment of the Work and Documentation, including the right to reproduce, correct, repair, replace, maintain, translate, publish, use, modify, copy or dispose of any or all of the Work and Documentation and grant sublicenses to others with respect to the Work and Documentation. All such licenses shall be in writing and shall be irrevocable and royalty-free to Agency.

B. No Additional Compensation: Nothing Set forth in this Contract shall be deemed to require payment by Agency to Consultant of any compensation specifically for the assignments and assurances required hereby, other than the payment of expenses as may be actually incurred by Consultant in complying with this Contract.

15. INFRINGEMENT: Consultant represents and warrants that the Work and Documentation shall be free of any claim of trade secret, trade mark, trade name, copyright, or patent infringement or other violations of any Proprietary Rights of any person. Consultant shall defend, indemnify and hold harmless, Agency, its officers, directors, agents, employees, successors, assigns, servants, and volunteers free and harmless from any and all liability, damages, losses, claims, demands, actions, causes of action, and costs including reasonable attorney's fees and expenses arising out of any claim that use of the Work or Documentation infringes upon any trade secret, trade mark, trade name, copyright, patent, or other Proprietary Rights.

Consultant shall, at its expense and at Agency's option, refund any amount paid by Agency under the Contract, or exert its best efforts to procure for Agency the right to use the Work and Documentation, to replace or modify the Work and Documentation as approved by Agency so as to obviate any such claim of infringement, or to put up a satisfactory bond to permit Agency's continued use of the Work and Documentation.

16. **NOTICES:** Any notice may be served upon either party by delivering it in person, or by depositing it in a United States Mail deposit box with the postage thereon fully prepaid, and addressed to the party at the address set forth below:

Agency: Warren T. Green
Manager of Contracts
Inland Empire Utilities Agency, a Municipal Water District
P.O. Box 9020
Chino Hills, California 91709

Consultant: Krista Harper, PE
Vice President, Engineering
Harper & Associates Engineering, Inc.
1240 E. Ontario Avenue, Ste. 102-312
Corona, California 92881-8671

Any notice given hereunder shall be deemed effective in the case of personal delivery, upon receipt thereof, or, in the case of mailing, at the moment of deposit in the course of transmission with the United States Postal Service.

17. **SUCCESSORS AND ASSIGNS:** All of the terms, conditions and provisions of this Contract shall inure to the benefit of and be binding upon the Agency, the Consultant, and their respective successors and assigns. Notwithstanding the foregoing, no assignment of the duties or benefits of the Consultant under this Contract may be assigned, transferred or otherwise disposed of without the prior written consent of the Agency; and any such purported or attempted assignment, transfer or disposal without the prior written consent of the Agency shall be null, void and of no legal effect whatsoever.
18. **PUBLIC RECORDS POLICY:** Information made available to the Agency may be subject to the California Public Records Act (Government Code Section 6250 et seq.) The Agency's use and disclosure of its records are governed by this Act. The Agency shall use its best efforts to notify Consultant of any requests for disclosure of any documents pertaining to this work.

In the event of litigation concerning disclosure of information Consultant considers exempt from disclosure, (e.g., "Confidential," "Proprietary" or "Trade Secret,") Agency shall act as a stakeholder only, holding the information until otherwise ordered by a court or other legal process. If Agency is required to defend an action arising out of a Public Records Act request for any of the information Consultant has marked "Confidential," "Proprietary" or "Trade Secret," Consultant shall defend and indemnify Agency from all liability, damages,

costs, and expenses, including attorneys' fees, in any action or proceeding arising under the Public Records Act.

19. CERTIFICATION UNDER LABOR CODE SECTION 1861 BY CONSULTANT: I, the undersigned Consultant, am aware of the provisions of Section 3700 et seq. of the Labor Code which requires every employer to be insured against liability for Worker's Compensation or to undertake self-insurance in accordance with the provisions of the Code, and I, the undersigned Consultant, agree to and will comply with such provisions before commencing the performance of the work of this Agreement.
20. RIGHT TO AUDIT: The Agency reserves the right to review and/or audit all Consultant's records related to the Work. The option to review and/or audit may be exercised during the term of the Contract, upon termination, upon completion of the Contract, or at any time thereafter up to twelve (12) months after termination of the Contract. The Consultant shall make all records and related documentation available within three (3) working days after said records are requested by the Agency.
21. INTEGRATION: The Contract Documents represent the entire Contract of the Agency and the Consultant as to those matters contained herein. No prior oral or written understanding shall be of any force or effect with respect to those matters covered by the Contract Documents. This Contract may not be modified, altered or amended except by written mutual agreement by the Agency and the Consultant.
22. GOVERNING LAW: This Contract is to be governed by and constructed in accordance with the laws of the State of California, County of San Bernardino.
23. TERMINATION FOR CONVENIENCE: The Agency reserves and has the right to immediately suspend, cancel or terminate this Contract at any time upon written notice to the Consultant. In the event of such termination, the Agency shall pay Consultant for all authorized and Consultant-invoiced services up to the date of such termination.
24. FORCE MAJEURE: Neither party shall hold the other responsible for the effects of acts occurring beyond their control; e.g., war, riots, strikes, natural disasters, etcetera.
25. NOTICE TO PROCEED: No services shall be performed or furnished under this Contract unless and until this document has been properly signed by all responsible parties and a Notice to Proceed order has been issued to the Consultant.
26. AGENCY-PROVIDED INFORMATION AND SERVICES: The Agency shall furnish Consultant available studies, reports and other data pertinent to Consultant's services; obtain or authorize Consultant to obtain or provide additional reports and data as required; furnish to Consultant services of others required for the performance of Consultant's services hereunder, all subject to Agency's prior approval, and Consultant shall be entitled to use and rely upon all such information and services provided by the Agency or others in performing Consultant's services under this Agreement.

IN WITNESS WHEREOF, the parties hereto have caused the Contract to be entered as of the day and year written above.

INLAND EMPIRE UTILITIES AGENCY:
(A Municipal Water District)

HARPER & ASSOCIATES ENGINEERING
INC.:

Shivaji Deshmukh
General Manager

(Date)

Krista Harper, P.E.
Vice President, Engineering

(Date)


[Balance Of This Page Intentionally Left Blank]

Exhibit A



INLAND EMPIRE UTILITIES AGENCY

PROPOSAL TO PROVIDE COATING INSPECTION SERVICES FOR THE 1158 RESERVOIRS (NO. RFP-JV-19-012)



PROPOSAL DUE: OCTOBER 1, 2019

Prepared for:
Jordan Villalobos,
Contract Administrator I
Inland Empire Utilities Agency
6075 "A" Kimball Avenue
Chino, CA 91708

HARPER & ASSOCIATES ENGINEERING, INC.
1240 E. Ontario Ave., Ste. 102-312
Corona, CA 92881

www.HarperEng.com
(951) 372-9196



COVER LETTER

October 1, 2019

Jordan Villalobos,
Contract Administrator I
Inland Empire Utilities Agency
6075 "A" Kimball Avenue
Chino, CA 91708

**Subject: Request for Proposal – Coating Inspection Services for the 1158 Reservoirs
(No. RFP-JV-19-012)**

Thank you for the opportunity to submit the following comprehensive Proposal for quality control inspection services for the 1158 Reservoirs. The Proposal was prepared based on receipt and review of the Request for Proposal. We are confident our firm offers IEUA an exceptional opportunity to take advantage of our corrosion and quality control inspection services with an outstanding array of technical talent and expertise.

The cost estimate, terms, and conditions of this Proposal are valid for ninety (90) days from receipt of Proposal. HAE will provide and maintain in full force and effect, while operating under an agreement with IEUA, a Comprehensive Liability insurance policy which shall include bodily injury and property damage coverage of \$2,000,000 combined single limit, Automobile Liability insurance with limits of \$2,000,000, Worker's Compensation insurance with limits of coverage as prescribed by law, and an Errors and Omissions Professional Liability policy with a minimum limit of coverage of \$2,000,000. The insurance certificates will state "Inland Empire Utilities Agency is an additional insured."

Please contact me at 1240 E. Ontario Avenue, Suite 102, Corona, CA 92881 or (951) 372-9196, via FAX at (951) 372-9198, or e-mail at Krista@HarperEng.com regarding contract negotiations, binding the contract, any questions, or if additional information is required.

Respectfully submitted,

HARPER & ASSOCIATES ENGINEERING, INC.

A handwritten signature in black ink, reading 'Krista Harper', is positioned above the typed name and title.

Krista Harper, P.E.
Vice President



FIRM INFORMATION

Harper & Associates Engineering, Inc. (HAE) is a corporation that has been operating since 1979. Our office is located at 1240 E. Ontario Avenue, Suite 102, Corona, CA 92881. Although the corporation would be considered a small business, the fact that it has successfully specialized in the unique field of corrosion engineering and reservoir structural engineering for 40 years speaks well of the firm's financial stability and resources. HAE currently has 14 employees. Our personnel include three (3) registered professional engineers, two (2) non-registered engineers, two (2) engineering technicians, and six (6) quality control inspectors. The size of the firm has not changed significantly in the past 10 years. HAE's engineering staff has been active members of American Water Works Association and National Association of Corrosion Engineers since the inception of the firm. The following are the owners and officers of the corporation and their resumes are included in this comprehensive Proposal.

Andre Harper
Krista Harper

President
Principal Engineer, Vice President



EXECUTIVE SUMMARY

Harper & Associates Engineering, Inc. (HAE) is pleased to submit this Proposal for quality control inspection services for the 1158 Reservoirs. HAE has provided quality control inspection services to a wide variety of clients, but especially to those in the water industry since 1979. In addition, our firm has provided these services on projects for IEUA. The most recent projects include the preparation of plans and specifications for the recoating and structural/safety modifications for the 1158 Reservoirs, providing quality control inspection for the Chino I Desalter NRV rehabilitation project, and providing on-call inspection services for various structures throughout the Agency's facilities. As a firm that specializes in reservoir rehabilitation, HAE has a thorough understanding of the work required to provide a successful project. The list of references noted in the References section of this comprehensive Proposal will assist in illustrating our history within the water industry and our experience providing corrosion engineering services related to construction management and quality control inspection services.

Thorough leadership and coordination have enabled HAE to take a proactive approach on ensuring projects stay on time and within budget by troubleshooting and resolving issues before they occur. Thank you for the opportunity to submit this comprehensive Proposal.



PROJECT APPROACH

TASK NO. 1

GENERAL INSPECTION SERVICES - The objective of this item is to provide inspection services, which will help guarantee the project is completed in accordance with the specifications and plans, and to expedite the services as to not impact the project schedule.

1. Meet with IEUA and Contractor to review specification, job conditions, schedule, etc. to prepare for an efficient and expeditious operation.
2. Inspection Activity Reports - Shall identify daily start and stop times, size of Contractor's crew, equipment used, visitors to job site, climatic conditions throughout the day, quantity of materials used, work accomplished, periods of Contractor down time and cause, inspection procedures used and results, verification and recording of surface preparation, coating material "batch numbers", mixing, thinning, application, and thickness. All entries shall be dated and timed.
 - a. Pictures shall be taken at key points in the project documenting the progress of the work.
 - b. Daily inspection reports, including diagrams of the coating work accomplished, shall be submitted to IEUA.
3. Notify IEUA if out-of-scope work is required prior to the Contractor performing the work.
4. Observe the Contractor for compliance with site and job safety requirements. Inform IEUA of any concerns or problems concerning site or job safety observed. Direct the Contractor to comply with all safety orders.
5. Observe and note all deliveries of materials with respect to the Contractor's conformance to the contract documents and shop drawings.
6. As needed, review progress invoices and provide recommendations to IEUA to approve/disapprove these invoices.

TASK NO. 2

FIELD COATING AND PAINTING INSPECTION - This is critical to the success of the project. As can be seen below, the inspector provides critical services to verify the work is being accomplished in accordance with the specifications.

1. SURFACE PREPARATION INSPECTION - Physical inspection of blast cleaned surfaces to verify compliance with specification, removal of dust, etc.
 - a. Weather conditions will be verified by use of a sling psychrometer to determine suitability of climatic conditions.



PROJECT APPROACH

- b. Surfaces will be observed to determine compliance with specifications.
 - i. Preliminary Cleaning - For Steel Surfaces
 - (a) Surfaces will be inspected to verify removal of grease, oil, chemicals, etc. after completion of solvent cleaning of surfaces.
 - ii. Abrasive Blast Cleaning
 - (a) Inspect blasted surfaces at the end of each day's shift to determine compliance with specification. Physical tests for surface profile will be performed using a K-T Surface Profile Comparator. At completion of blast cleaning each shift, areas not meeting specification will be re-blasted and tests again performed. This cycle will be repeated until surfaces are accepted for material application.
 - (b) Upon completion of above inspection, dust and other surface contaminants will be removed, as specified, and surfaces visually and physically inspected for compliance with specification.
2. MATERIALS APPLICATION INSPECTION - After approval of surface preparation, ongoing inspection monitors weather conditions, Contractor's application equipment and its operation, mixing of primer, and physical inspection of prime coat application, including spray techniques, cleanliness of surface, thickness, etc.
- a. Weather conditions will be verified by use of a sling psychrometer to determine suitability of climatic conditions.
 - b. Contractor's equipment will be monitored to ensure operation will not contribute to any degradation of application (oil, moisture, etc.).
 - c. Applied materials will be inspected for compliance with specification and mixing/thinning operations will be monitored.
 - d. Surfaces will be re-inspected to verify no dust or other contaminants are on surfaces and remedial cleaning performed, as required.
 - e. After approval of surfaces, application will be carefully monitored to verify materials are evenly applied at the proper thickness and with no overspray to interfere with adhesion.
3. FINISH COAT(S) INSPECTION - After approval of prime coat application, ongoing inspection monitors weather conditions, Contractor's application equipment and its operation, mixing of material, and physical inspection of material application, including spray techniques, cleanliness of surface, thickness, etc.



PROJECT APPROACH

- a. Procedures outlined in 2. above will be repeated during application of additional materials, including careful examination of areas where cleaning penetrated coating film to verify edges of film have not lifted, curled, etc. Where defects exist, additional cleaning will be performed to bring area into compliance with specification and area will be recoated, as required.
4. FINAL INSPECTION - Requires input at conclusion of finish coatings to ensure application, film continuity (holiday detection), and dry film thickness are in complete conformance with specification.
- a. DRY FILM THICKNESS TESTING
 - i. Prior to testing dry film thickness on any given day, inspector will calibrate his instrument against N.B.S. metal plate standard. No plastic shims will be used. Instrument will be re-calibrated at the beginning of the afternoon session or at any time the instrument may have been subjected to impact against scaffold, structure, etc.
 - ii. The coating will be tested to determine if it has sufficiently dried to eliminate indentation of the probe into the coating, which subtracts mils from the correct reading. If the coating does deform, the testing will be postponed until the coating is firm enough to prevent deformation by the gauge.
 - iii. Dry film thickness measurements will be taken on 3' centers until it is determined deficient readings warrant more tests to truly indicate the thickness of the area. Testing will be performed, as deemed necessary, to accurately determine the thickness, regardless of what the Contractor may say. If widespread deficiencies are found, the Contractor will be advised to determine if they prefer the inspector to proceed with testing after they apply additional material.
 - iv. After completion of the testing and after the Contractor has recoated all the deficient areas, tests on the recoated areas will be repeated until the minimum dry film thickness is obtained.
 - b. HOLIDAY DETECTION (INTERIOR ONLY)
 - i. After completion of dry film thickness testing, all surfaces will then be holiday detected, utilizing the specified detector.
 - ii. The Tinker-Razor AP or AP-W High Voltage Holiday Detector power pack voltage will be set according to the voltage required in the specification.
 - iii. Holiday detection and marking of defective areas will be performed as noted above under "DRY FILM THICKNESS TESTING".



PROJECT APPROACH

- iv. All marked areas will then be repaired and holiday detection performed again. Re-detection and marking will continue until the surface is holiday-free, unless otherwise instructed by IEUA or its representative.

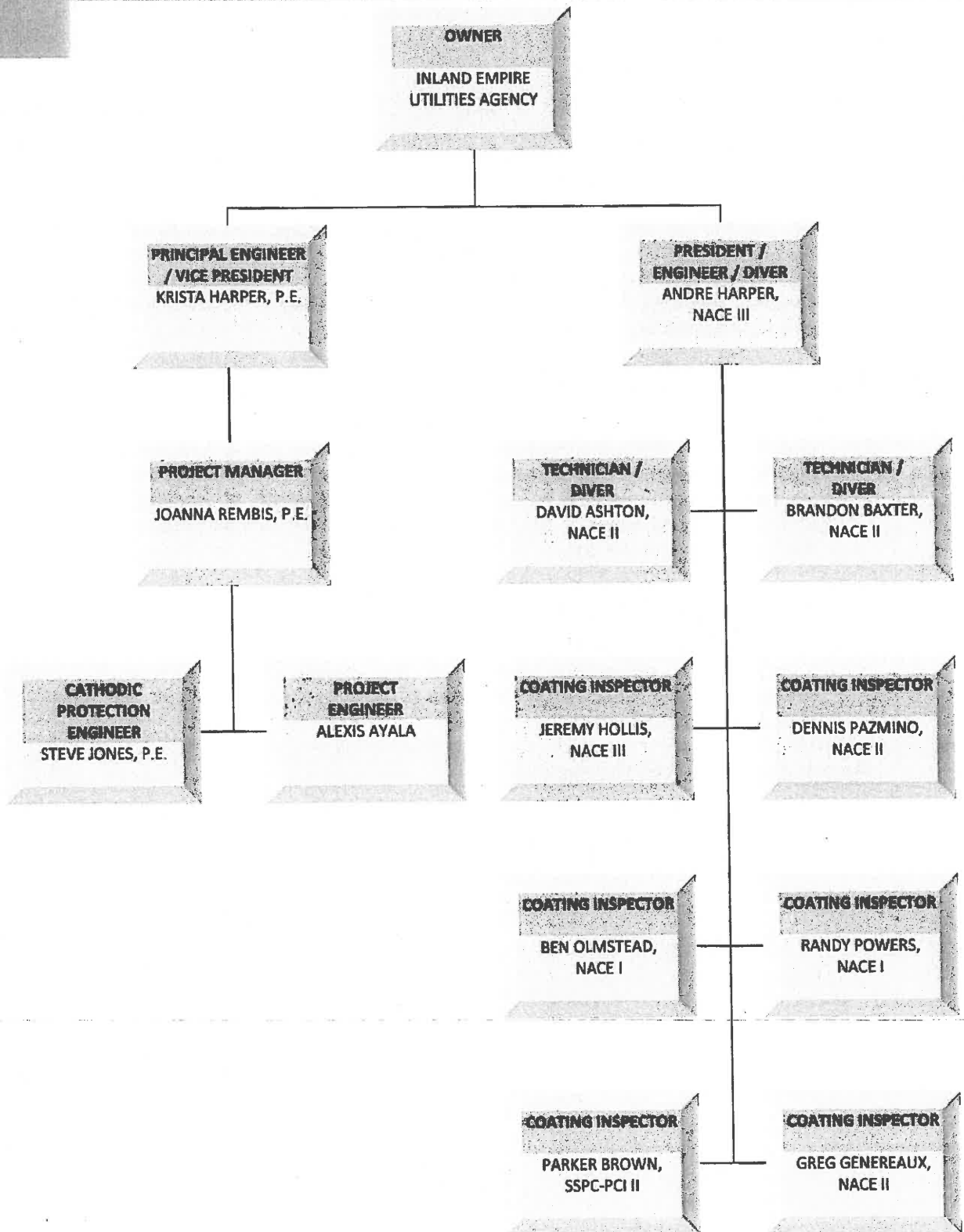
5. LIMITATIONS OF AUTHORITY

a. RESIDENT PROJECT INSPECTOR

- i. Shall not authorize any deviation from the Contract Documents or substitution of materials or equipment, unless authorized by Engineer/Agency in writing.
 - ii. Shall not exceed limitations of Consultant's authority as set forth in the Agreement or Contract Documents.
 - iii. Shall not undertake any of the responsibilities of Contractor, subcontractor, or Contractor's superintendent.
 - iv. Shall not advise on, issue directions relative to, or assume control over safety precautions and programs in connection with the work.
 - v. Shall not advise on, issue directions regarding, or assume control over any aspect of the Contractor's means, methods, techniques, sequences, or procedures of construction, unless such advice or directions are specifically required by the Contract Documents.
 - vi. Shall not accept Shop Drawings or sample submittals from anyone other than Contractor and shall immediately deliver such submittals to Engineer/Agency.
 - vii. Shall not authorize Engineer/Agency to occupy the Project in whole or in part.
- b. DEFINITIONS: Engineer/Agency is intended to apply as a joint reference or a single reference subject to the applicable circumstance.



PROJECT TEAM





PROJECT TEAM

The following personnel will be the team for IEUA's project. Detailed qualifications are referenced in the Resumes.

Krista Harper, P.E., Principal Engineer

Ms. Harper, as Principal Engineer, will be responsible for QA/QC. Ms. Harper is a Registered Civil Engineer in the State of California (C 71280). For the past 24 years, Ms. Harper has been Senior Project Manager for HAE, working extensively in both corrosion and tank structural engineering projects, primarily related to steel and concrete tank evaluations and rehabilitation.

Andre Harper, President / Lead Diver

Mr. Harper oversees all HAE field inspectors. Mr. Harper holds a degree in engineering from California State Polytechnic University, Pomona and is NACE Level III certified (55395). Mr. Harper has worked with HAE for the past 24 years, performing the diving inspections of hundreds of tanks for the evaluation of coating, painting, and seismic/structural projects. Mr. Harper is a Project Engineer for HAE and supervises all field operations for the firm.

Joanna Rembis, P.E., Project Manager

Ms. Rembis will be the Project Manager and primary correspondence contact and will coordinate the inspection services for the project. Ms. Rembis is a Registered Professional Civil Engineer in the State of California (C 75535) and has worked with HAE for the past 20 years.


Dennis Pazmino, Coating Inspector

Mr. Pazmino has been a Quality Control Inspector for Harper & Associates Engineering, Inc. since 2017. Mr. Pazmino is NACE Level II certified (72441). His experience includes working in wastewater facilities, potable water reservoirs, and commercial buildings.



REFERENCES

HAE has provided miscellaneous inspection, corrosion, seismic/structural, cathodic protection, specification, and quality control inspection services to a wide variety of clients in the water and wastewater industries. Additional references can be furnished upon request.




Crescenta Valley Water District 17 Reservoirs

HAE has provided quality control inspection for almost all projects completed with CVWD. Projects have included dive investigation of all sites, including cleaning and dive inspection of the interiors for seismic/structural and corrosion protection; testing for lead and heavy metals; preparation of reports with recommendations and cost estimates; preparation of a priority list, technical specifications, and bid packages; as well as project management and quality control inspection of the rehabilitation projects.

Client Contact
Mr. David Gould
2700 Foothill Boulevard
La Crescenta, CA 91214
(818) 248-3925

Client Since: 1996



Coachella Valley Water District 64 Reservoirs


Projects included dive investigation of interiors and investigation of exteriors for structural and corrosion protection; testing for lead and heavy metals; preparation of reports with recommendations and cost estimates; preparation of technical specifications for coating, paint, cathodic protection, and safety structural upgrades; preparation of bid packages; project management; and quality control inspection. In addition, HAE prepared specifications and plans for the design of eight new reservoirs and provided the construction management and quality control inspection for three of the reservoirs.

Client Contact
Mr. Brian Fogg
75-515 Hovley Lane East
Palm Desert, CA 92211
(760) 398-2651

Client Since: 1999



REFERENCES




Client Contact
Mr. Ab Rendon
1800 E. Wardlow Road
Long Beach, CA 90807
(562) 570-2341

Annual Client Since: 1998

Long Beach Water Department 36 Tanks

Projects included dive investigation of interiors and investigation of exteriors for seismic/structural and corrosion protection, testing for lead and heavy metals, and preparation of reports with recommendations and cost estimates. Preparation of technical specifications, AutoCAD drawings, bid packages, project management, and inspection have been accomplished for 12 tanks. A separate project consisted of the design and installation of new cathodic protection systems in all the tanks. HAE also provided quality control inspection for the installation of cathodic protection anode beds throughout the city for their pipeline system.



Client Contact
Mr. Dale Reynolds
601 Carmen Drive
Camarillo, CA 93010
(805) 388-5373


Client Since: 1994

City of Camarillo 6 Reservoirs

HAE has provided engineering services to the City for the past 25 years, including quality control inspection during the rehabilitation of the reservoirs. The various projects have included dive investigation of the interiors and preparation of reports for each reservoir. The reports included photo surveys, observations, conclusions, recommendations, and cost estimates. HAE has prepared technical specifications for coating, painting, and miscellaneous structural modifications for all the reservoirs.



REFERENCES




Client Contact
Mr. Dave Warren
3021 S. Fullerton Road
Rowland Heights, CA 91748
(562) 697-1726

Annual Client Since: 1998

Rowland Water District 14 Tanks

HAE prepared the specifications and plans for the rehabilitation of five tanks and provided construction management and quality control inspection services. Other projects included underwater investigation of the interiors of all 14 tanks and preparation of detailed reports for each tank. The District also required a narrated video for each tank. Once all tanks were evaluated, a detailed ten-year maintenance schedule was established for the District to assist in long-term planning for maintenance of their tanks.

RESUMES



Ms. Krista Harper, P.E., Principal Engineer

Ms. Harper, Vice President and Principal Engineer of Harper & Associates Engineering, Inc., has been working for the past 24 years extensively in corrosion and tank structural engineering projects, primarily related to steel and concrete tank evaluations and rehabilitation. Ms. Harper is responsible for quality assurance/quality control for all aspects of the firm including analysis of corrosion problems, preparation of specifications and plans, construction management, maintenance programs, inspection, and coordination with clients.

Education

BSCE, Construction Engineering
California State Polytechnic University,
Pomona

2019 Inductee into the School of Engineering
Hall of Fame

Years of Experience: 30

Registration

Registered Civil Engineer
C 71280

Affiliations

American Water Works Association

Past Chairman of the Tanks, Reservoirs,
Structures, Maintenance Committee

Past Chairman Corrosion Control Committee

National Association of Corrosion Engineers

Inland County Water Association

Southern California Water Utility Association

RELATED EXPERIENCE

Kasler Corporation – 1989 to 1995

Ms. Harper was a Project Engineer for a heavy and highway general contractor for the construction of a 62 million dollar freeway interchange project, as well as Engineering Coordinator for all projects.

Matich Corporation – 1984 to 1989

Ms. Harper was a Project Engineer and Estimator for numerous projects for a general engineering contractor.



Mr. Andre Harper, President

Mr. Harper, President of Harper & Associates Engineering, Inc., has been working for the past 24 years extensively in corrosion and tank structural engineering projects, primarily related to steel and concrete tank evaluations and rehabilitation. Mr. Harper is a Project Engineer for HAE responsible for overseeing all field operations and is the lead diver for diving inspections for the evaluation of coating, painting, and seismic/structural projects. Mr. Harper has performed over a thousand inspections on steel and concrete water tanks, wastewater treatment plants, elevated tanks, pressure vessels, and pipelines.

Education

BSCE, Construction Engineering
California State Polytechnic University,
Pomona

NACE Level III Certified #55395

Years of Experience: 32

Registrations

Confined Space Trained

CPR

Affiliations

American Water Works Association

National Association of Corrosion
Engineers

Inland County Water Association

Southern California Water Utility
Association

RELATED EXPERIENCE

A.K. Harper – 1987 to 1992


Mr. Harper was the Founder and Owner of a contracting firm specializing in framing, drywall, and acoustic tile ceilings.

Harper & Associates Inspection Services – 1984 to 1987

Mr. Harper was a Field Inspector for coating and painting projects.

C.F. Braun – 1982 to 1984

Mr. Harper was a Draftsman for the design of piping and manufacturing plants.



Ms. Joanna Rembis, P.E., Project Manager

Ms. Rembis has been a Project Engineer with Harper & Associates Engineering, Inc. for the past 20 years. Ms. Rembis is responsible for preparing specifications, plans, and bid packages for the rehabilitation and design of new tank projects. Ms. Rembis also assists in generating and editing technical reports and photo surveys and provides quality control inspection and construction management services for various projects including water tanks, pipelines, and cathodic protection.

Education

BSCE, Civil Engineering
California State Polytechnic University,
Pomona

Years of Experience: 20

Registration

Registered Professional Civil Engineer
C 75535

Affiliations

American Water Works Association

Current Chairperson of the Tanks, Reservoirs,
Structures, Maintenance Committee

Inland County Water Association

Southern California Water Utility Association

Tau Beta Pi


Chi Epsilon

American Society of Civil Engineers

RELATED EXPERIENCE

Parsons Brinckerhoff Construction Services – May 2001 to July 2002

Ms. Rembis was an Assistant Project Manager for the construction of a 185-foot pre-stressed concrete box girder overpass.



Mr. Dennis Pazmino, Coating Inspector

Mr. Pazmino has been a Quality Control Inspector for Harper & Associates Engineering, Inc. since 2017. His experience includes working in wastewater facilities, potable water reservoirs, and commercial buildings.

Years of Experience: 15

Registrations

NACE Level II Certified Coating Inspector
72441

Confined Space Entry

SSPC Coating Application Specialist (CAS)

SSPC Lead Paint Removal Competent Person
C3 Course

Certified Journeyman

Bilingual (Spanish and English)

RELATED EXPERIENCE

Abhe & Svoboda, Inc. – 2009 to 2017

Mr. Pazmino was a Production Foreman and Journeyman Painter responsible for training new employees, conducting safety meetings, recording work logs, maintaining schedules, abrasive blasting, and applying coating materials.

R & R Painting – 2004 to 2009

Mr. Pazmino was an Apprentice Painter before becoming a Journeyman responsible for residential and commercial painting.

FORMS

**ATTACHMENT D
REQUIRED FORMS**

EXCEPTION FORM

Should your firm take exception to ANY of the terms and conditions or other contents provided in the Request for Proposals, submit the following form with your Proposal. If no exception(s) are taken, enter "NONE" for the first item. Make additional copies of this form if necessary.

Page Number: _____ Section Title: _____

Paragraph Number: _____ Exception Taken: NONE

Page Number: _____ Section Title: _____

Paragraph Number: _____ Exception Taken: _____

Page Number: _____ Section Title: _____

Paragraph Number: _____ Exception Taken: _____



WORKERS' COMPENSATION CERTIFICATE

The Consultant shall execute this form to acknowledge and comply with the requirements of California Labor Code, Sections 1860 and 1861:

I am aware of the provisions of Section 3700 of the California Labor Code which require every employer to be insured against liability for workers' compensation or to undertake self-insurance in accordance with the provisions of that code, and on behalf of my Consultant, I will comply with such provisions before commencing the performance of the work of any contract entered into.


Signature

Harper & Associates Engineering, Inc
Company Name

Krusta Harper
Printed Name

03906078
Business License Number

Vice President
Title

9-26-19
Date

CONSULTANT IDENTIFICATION

- 1. Legal name of Consultant: Harper & Associates Engineering, Inc.
- 2. Street Address: 2822 THACKER DR. CORONA, CA 92881
- 3. Mailing Address: 1240 E. ONTARIO AVE., STE 102-312, CORONA, CA 92881
- 4. Business Telephone: (951) 372-9196
- 5. Facsimile Telephone: _____
- 6. Email Address: Krista@Harpereng.com
- 7. Type of Business:

- California Corporation
- Corporation organized under the laws of the State of _____, with head offices located at _____, and offices in California at _____.

Limited Liability Company
List name of managing member(s):

- Sole Proprietorship _____ proprietor.
- Partnership
- Limited Liability Partnership

List names of general partners; state which partner or partners are managing partner(s)

Other (attach Addendum with explanatory details)

- 8. Business License number issued by the City where the Consultant's principal place of business is located.

Number: 03906078 Issuing City: CORONA

- 9. Federal Tax Identification Number: 33-0783911

~~AX~~

**1158 RESERVOIRS
PROPOSAL COST SHEET AND RATES**

Scope	Categories	Estimated Hours	Hourly Rate	Extended Rate
Tasks 1 & 2 - QC Inspection Services				
	NACE II Inspector	1,200	\$88.00	\$105,600
	Overtime Rate		\$132.00	
	NACE II Inspector			
ITEM TOTAL				\$105,600

PROJECT TOTAL

\$105,600

Full-time inspection is based on 8 hours per day. If work is accomplished in fewer days or hours, cost will be reduced accordingly. A 4-hour minimum will be charged for inspector show-up time.

**ATTACHMENT A
PROPOSAL RATE/FEE SCHEDULE**

Prospective consultants shall fully complete this Proposal Price Schedule and return it with their submittal. All proposed prices and fees shall be held firm-fixed throughout the anticipated (November 2019 through May 2021) contract performance period and shall include costs associated with all, equipment, materials, transportation, overhead, travel, profit, insurance, sales and other taxes, licenses, incidentals, and all other related costs necessary to provide the required inspection related services. After an employee works 8 hours in a calendar day or 40 hours in a calendar week, the employee is entitled to be paid at the overtime rate, one and one-half times the basic wage rate plus fringe benefits. Work performed on Saturday and Sunday generally must be paid at premium rates of pay at time and a half and double time, respectively. For exemptions to this rule, contact the district labor compliance staff. The federal wage decisions do not differentiate between weekday rates of pay and Saturday or Sunday rates of pay; however, all hours worked over 40 in a work week must be paid at the overtime rate of pay.

PROPOSED LUMP SUM

1. COATINGS INSPECTION

- a. NACE International Certified Level II Coatings Inspector for 150 working days at 8 hours per day for a total of 1200 hours.

Unit Price (\$/hour) \$ 88 x 1200 hours = Total \$ 105,600

Total lump sum price One hundred and five thousand and six hundred
(written in words)

PROPOSED OVERTIME UNIT RATE (IF NEEDED)

2. COATINGS INSPECTION

- a. NACE International Certified Level II Coatings Inspector (Overtime) \$ 132.00



1158 RESERVOIRS
PROPOSAL COST SHEET AND RATES

Scope	Categories	Estimated Hours	Hourly Rate	Extended Rate
Tasks 1 & 2 - QC Inspection Services				
	NACE II Inspector	1,200	\$88.00	\$105,600
	Overtime Rate		\$132.00	
	NACE II Inspector			
ITEM TOTAL				\$105,600

PROJECT TOTAL

\$105,600

Full-time inspection is based on 8 hours per day. If work is accomplished in fewer days or hours, cost will be reduced accordingly. A 4-hour minimum will be charged for inspector show-up time.

**ATTACHMENT A
PROPOSAL RATE/FEE SCHEDULE**

Prospective consultants shall fully complete this Proposal Price Schedule and return it with their submittal. All proposed prices and fees shall be held firm-fixed throughout the anticipated (November 2019 through May 2021) contract performance period and shall include costs associated with all, equipment, materials, transportation, overhead, travel, profit, insurance, sales and other taxes, licenses, incidentals, and all other related costs necessary to provide the required inspection related services. After an employee works 8 hours in a calendar day or 40 hours in a calendar week, the employee is entitled to be paid at the overtime rate, one and one-half times the basic wage rate plus fringe benefits. Work performed on Saturday and Sunday generally must be paid at premium rates of pay at time and a half and double time, respectively. For exemptions to this rule, contact the district labor compliance staff. The federal wage decisions do not differentiate between weekday rates of pay and Saturday or Sunday rates of pay; however, all hours worked over 40 in a work week must be paid at the overtime rate of pay.

PROPOSED LUMP SUM

1. COATINGS INSPECTION

- a. NACE International Certified Level II Coatings Inspector for 150 working days at 8 hours per day for a total of 1200 hours.

Unit Price (\$/hour) \$ 88 x 1200 hours = Total \$ 105,600

Total lump sum price One hundred and five thousand and six hundred
(written in words)

PROPOSED OVERTIME UNIT RATE (IF NEEDED)

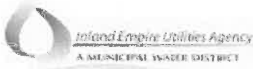
2. COATINGS INSPECTION

- a. NACE International Certified Level II Coatings Inspector (Overtime) \$ 132.00



Exhibit B

Attachment "C"



**INLAND EMPIRE UTILITIES AGENCY
CONSULTING SERVICES INVOICE**

Company: CAROLLO ENGINEERS, INC. Address: 707 Wilshire Blvd., Suite 3920 Los Angeles, CA 90017	Pay Estimate No.: 46-2451	Contract Date 1/4/2018	Invoice Date:
	Contract No.:	IEUA Project Manager:	This Period: From: To:
Proj Name: BASELINE RECYCLED WATER PIPELINE EXTENSION		Liza Muñoz	
			Invoice No /Consult Ref

ORIGINAL CONTRACT:

PO No.	SAP Line Item No.	WBS Element No.	Item Description	Original Contract Value	Total This Period		Total to Date		Progress to Date	Remaining Contract Value
				Amount (\$)	% Complete	Amount (\$)	% Complete	Amount (\$)		
45-xxxx	1	EN17049.00.X.PRMT			#DIV/0!		#DIV/0!		#DIV/0!	\$0.00
					#DIV/0!		#DIV/0!		#DIV/0!	\$0.00
					#DIV/0!		#DIV/0!		#DIV/0!	\$0.00
					#DIV/0!		#DIV/0!		#DIV/0!	\$0.00
Subtotal Original Contract:				\$0.00		\$0.00		\$0.00		\$0.00

CONTRACT AMENDMENTS:

PO No.	SAP Line Item No.	WBS Element No.	Amendment Description	Amended Contract Value	Total This Period		Total to Date		Progress to Date	Remaining Contract Value
				Amount (\$)	% Complete	Amount (\$)	% Complete	Amount (\$)		
					#DIV/0!		#DIV/0!		#DIV/0!	0%
					#DIV/0!		#DIV/0!		#DIV/0!	0%
					#DIV/0!		#DIV/0!		#DIV/0!	0%
Subtotal Contract Amendments				\$0.00		\$0.00		\$0.00		\$0.00
Total Contract with Amendment				\$0.00		\$0.00		\$0.00		\$0.00

PAYMENT SUMMARY FOR THIS PERIOD:

	From:	
	To:	
Amount Earned Original Contract	\$0.00	
Amount Earned Amendments	\$0.00	
Back Charges	\$0.00	
Amount Due This Period	\$0.00	

PRIOR PAYMENT SUMMARY:

	From:	
	To:	
Amount Earned Original Contract	\$0.00	
Amount Earned Amendments	\$0.00	
Back Charges	\$0.00	
Prior Payments	\$0.00	

TOTAL PAYMENT SUMMARY:

	Total Contract	
Total Original Contract	#####	
Total Contract Amendments	\$0.00	
Total Payments to Date	\$0.00	
Back Charges	\$0.00	
Payment this period	\$0.00	
Balance of Contract	#####	

CONTRACT SCHEDULE SUMMARY:

Contract Start Date:	1/4/2018
Contract Duration:	286
Contract Completion Date:	10/17/2018
Authorized Time Extension:	0
Revised Completion Date:	10/17/2018

PROJECT COMPLETION SUMMARY:

Contract Time Expired:	-15071%
Contract Work Complete:	0%

Consultant Approval:

Title: _____ Signature: _____ Date: _____

Inland Empire Utilities Agency Approvals:

Project Engineer: _____ Date: _____ Exec Mgr / CFO: _____ Date: _____
 Dept. Manager: _____ Date: _____ General Manager: _____ Date: _____

INFORMATION
ITEM
4A



Date: November 20, 2019

To: The Honorable Board of Directors

Committee: Finance & Administration

VAB for
From: Shivaji Deshmukh, General Manager

11/13/19

Executive Contact: Christina Valencia, Executive Manager of Finance & Administration/AGM

Subject: Treasurer's Report of Financial Affairs

Executive Summary:

The Treasurer's Report of Financial Affairs for the month ended September 30, 2019 is submitted in a format consistent with the State requirement.

For the month of September 2019, total cash, investments, and restricted deposits of \$245,133,512 reflects a decrease of \$7,546,573 compared to the total of \$252,680,085 reported for August 2019. The decrease was mainly due to the quarterly payment to County Sanitation Districts of Los Angeles County and billing error by Metropolitan Water District (MWD) that did not allow the Agency to bill the imported water customer for the July water purchases on time. As a result, the average days cash on hand for the month ended September 30, 2019 decreased from 243 days to 219 days.

The unrestricted Agency investment portfolio yield in September 2019 was 2.466 percent, a decrease of 0.011 percent compared to the August 2019 yield of 2.477 percent. The slight decrease in overall yield is mainly attributed to the lower yields in the Local Agency Investment Fund (LAIF) and in the California Asset Management Program (CAMP).

Staff's Recommendation:

The Treasurer's Report of Financial Affairs for the month ended September 30, 2019 is an information item for the Board of Director's review.

Budget Impact *Budgeted (Y/N): N* *Amendment (Y/N): N* *Amount for Requested Approval:*

Account/Project Name:

Fiscal Impact (explain if not budgeted):

Interest earned on the Agency's investment portfolio increases the Agency's overall reserves.

Prior Board Action:

On October 16, 2019, the Board of Directors approved the Treasurer's Report of Financial Affairs for the month ended August 31, 2019.

Environmental Determination:

Not Applicable

Business Goal:

The Financial Affairs report is consistent with the Agency's Business Goal of Fiscal Responsibility in providing financial reporting that accounts for cash and investment activities to fund operating requirements and to optimize investment earnings.

Attachments:

- Attachment 1 - Background
- Attachment 2 - PowerPoint
- Attachment 3 - Treasurer's Report of Financial Affairs

Background

Subject: Treasurer's Report of Financial Affairs

The Treasurer's Report of Financial Affairs for the month ended September 30, 2019 is submitted in a format consistent with State requirements. The monthly report denotes investment transactions that have been executed in accordance with the criteria stated in the Agency's Investment Policy (Resolution No. 2019-3-1).

Agency total cash, investments, and restricted deposits for the month of September 2019 was \$245.1 million, a decrease of \$7.6 million from the \$252.7 million reported for the month ended August 31, 2019. The decrease was mainly due to the quarterly payment of \$1.4 million to County Sanitation Districts of Los Angeles County and billing error by Metropolitan Water District (MWD) that did not allow the Agency to bill the imported water customer for the July water purchases on time, as a result, the Agency did not collect the payment of \$5.4 million in September.

Table 1 represents the unrestricted Agency investment portfolio, by authorized investment and duration, with total portfolio amount of \$130.8 million. The Agency portfolio excludes cash and restricted deposits in the amount of \$114.3 million held by member agencies and with fiscal agents.

Table 1: Agency Portfolio

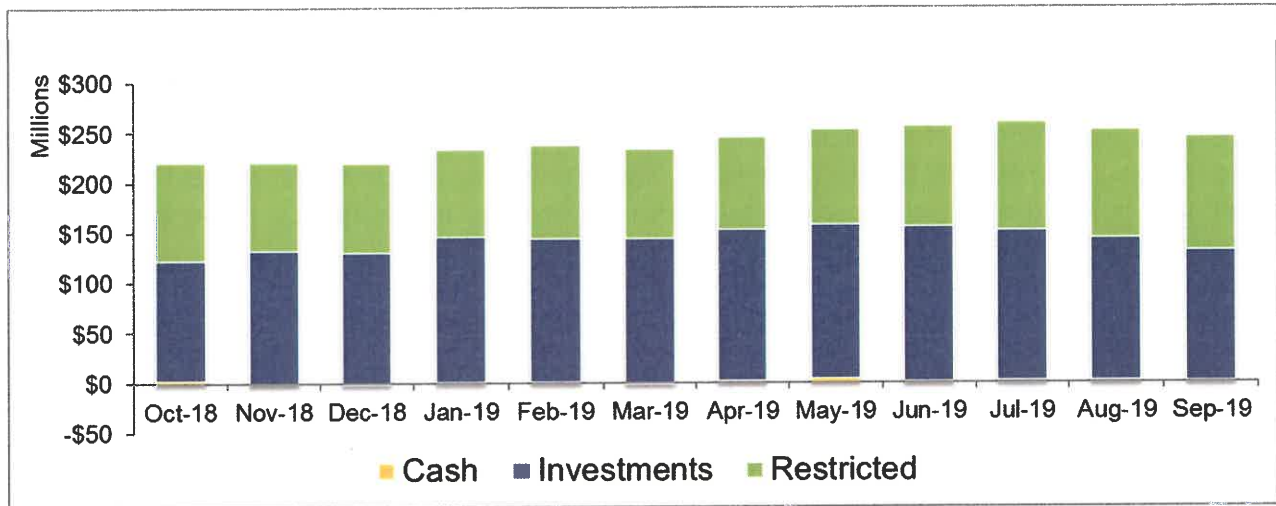
Authorized Investments	Allowable Threshold (\$ million or %)	Investment Value as of September 30, 2019 (\$ million)				Average Yield %	Portfolio% (Unrestricted)
		Under 1 Year	1-3 Years	Over 3 Years	Total		
LAIF*- Unrestricted	\$65	\$11.8	\$0	\$0	\$11.8	2.28%	9.0%
CAMP** – Unrestricted	n/a	19.4			19.4	2.22	14.8
Citizens Business Bank – Sweep	40%	7.4			7.4	1.10	5.6
Sub-Total Agency Managed		\$38.6	\$0	\$0	\$38.6	2.02%	29.4%
Brokered Certificates of Deposit	30%	\$3.0	\$0.8	\$0	\$3.8	3.12%	3.0%
Medium Term Notes	30%	0.7	7.8	9.0	17.5	2.87	13.3
US Treasury Notes	n/a	2.2	24.5	21.1	47.8	2.56	36.6
US Gov't Securities	n/a	3.0	12.6	7.5	23.1	2.60	17.7
Sub-Total PFM Managed		\$8.9	\$45.7	\$37.6	\$92.2	2.65%	70.6%
Total		\$47.5	\$45.7	\$37.6	\$130.8	2.47%	100.0%

*LAIF – Local Agency Investment Fund

**CAMP – California Asset Management Program

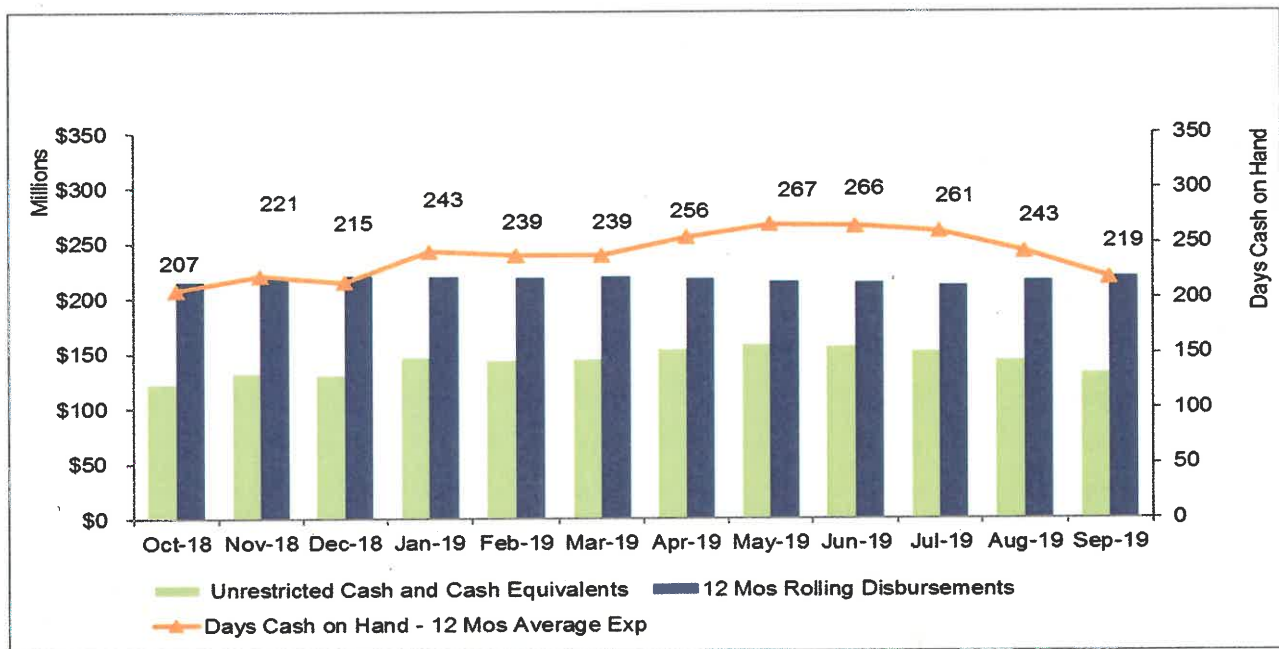
+/- due to rounding

Figure 1: Cash, Investments, and Restricted Deposits




Average days cash on hand is calculated using the monthly ending balance of unrestricted cash and cash equivalents divided by disbursements associated with operating expenses, debt service, and capital expenditures as recorded in the Agency’s cash flow. The average days cash on hand for the month ended September 30, 2019 decreased from 243 days to 219 days as shown in Figure 2.

Figure 2: Days Cash on Hand – 12 Month Rolling Average



Monthly cash and investment summaries are available on the Agency’s website at: <https://www.ieua.org/fy-2019-20-cash-and-investment-summary/>

Treasurer's Report of Financial Affairs for Month Ended October 31, 2019



Agency Liquidity

- The decrease was mainly due to the quarterly payment to County Sanitation Districts of Los Angeles County and billing error by Metropolitan Water District (MWD) that did not allow the Agency to bill the imported water customer for the July water purchases on time.
- Slight decrease in overall yield mainly attributed to lower yields in Local Agency Investment Fund (LAIF) and in California Asset Management Program (CAMP).

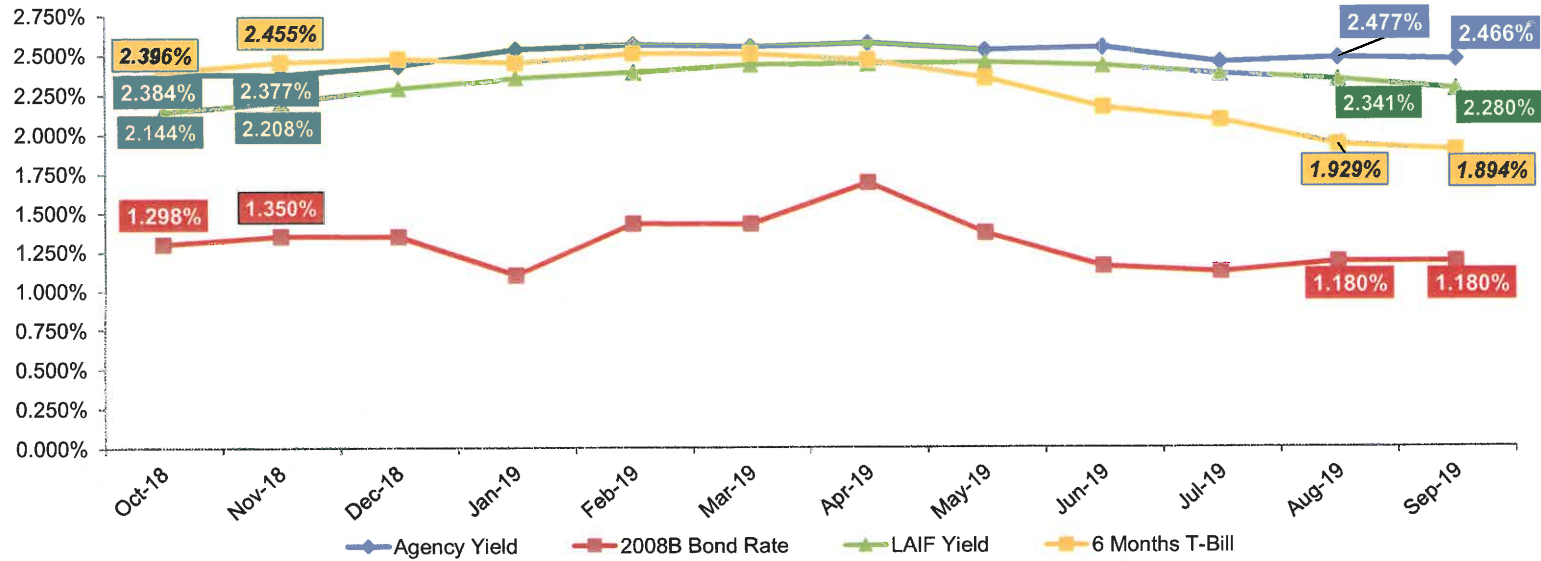
Description	September (\$ million)	August (\$ million)	Increase/ (Decrease) (\$ million)
Investment Portfolio	\$130.8	\$142.7	(\$11.9)
Cash and Restricted Deposits	\$114.3	\$110.0	\$4.3
Total Investments, Cash, and Restricted Deposits	\$245.1	\$252.7	(\$7.6)
Investment Portfolio Yield	2.466%	2.477%	(0.011%)
Weighted Average Duration (Years)	1.16	1.02	0.14
Average Cash on Hand (Days)	219	243	(24)

Monthly cash and investment summaries available at <https://www.ieua.org/fy-2019-20-cash-and-investment-summary/>

Agency Investment Position

Authorized Investments	Allowable Threshold (\$ million or %)	Under 1 Year	1 – 3 Years	Over 3 Years	Total	Average Yield %	Portfolio % (Unrestricted)
Local Agency Investment Fund	\$65	\$11.8	\$0	\$0	\$11.8	2.28%	9.0%
California Asset Management Program	n/a	19.4	-	-	19.4	2.22	14.8
Citizens Business Bank – Sweep	40%	7.4	-	-	7.4	1.10	5.6
Sub-Total Agency Managed		\$38.6	\$0	\$0	\$38.6	2.02%	29.4%
Brokered Certificates of Deposit (CD)	30%	\$3.0	\$0.8	\$0	\$3.8	3.12%	3.0%
Medium Term Notes	30%	0.7	7.8	9.0	17.5	2.87	13.3
US Treasury Notes	n/a	2.2	24.5	21.1	47.8	2.56	36.6
US Government Securities	n/a	3.0	12.6	7.5	23.1	2.60	17.7
Sub-Total PFM Managed		\$8.9	\$45.7	\$37.6	\$92.2	2.65%	70.6%
Total		\$47.5	\$45.7	\$37.6	\$130.8	2.466%	100.0%

Portfolio Yield Comparison



Questions



The Treasurer's Report of Financial Affairs is consistent with the Agency's business goal of fiscal responsibility.

TREASURER'S REPORT OF FINANCIAL AFFAIRS

For the Month Ended September 30, 2019



All investment transactions have been executed in accordance with the criteria stated in the Agency's Investment Policy (Resolution No. 2019-3-1) adopted by the Inland Empire Utilities Agency's Board of Directors during its regular meeting held on May 15, 2019.

The funds anticipated to be available during the next six-month period are expected to be sufficient to meet all foreseen expenditures during the period.

* A Municipal Water District

INLAND EMPIRE UTILITIES AGENCY

Cash and Investment Summary

Month Ended
September 30, 2019

	September	August	Variance
<u>Cash, Bank Deposits, and Bank Investment Accounts</u>	\$929,191	\$1,118,852	(\$189,661)
<u>Investments</u>			
Agency Managed			
Citizens Business Bank (CBB) Repurchase (Sweep)	\$7,376,733	\$7,194,598	\$182,135
Local Agency Investment Fund (LAIF)	11,798,099	24,798,099	(13,000,000)
California Asset Management Program (CAMP)	19,365,480	19,330,199	35,281
Total Agency Managed Investments	38,540,312	51,322,896	(12,782,584)
PFM Managed			
Certificates of Deposit	\$3,864,814	\$3,864,791	\$23
Municipal Bonds	0	1,000,000	(1,000,000)
Commercial Paper	0	0	0
Medium Term Notes	17,499,618	15,071,579	2,428,039
U.S. Treasury Notes	47,836,818	48,733,523	(896,705)
U.S. Government Sponsored Entities	23,100,917	22,710,993	389,924
Total PFM Managed Investments	92,302,167	91,380,886	921,281
Total Investments	\$130,842,479	\$142,703,782	(\$11,861,303)
Total Cash and Investments Available to the Agency	\$131,771,670	\$143,822,634	(\$12,050,964)
<u>Restricted Deposits</u>			
CAMP Water Connection Reserve	\$16,993,127	\$16,396,188	\$596,939
LAIF Self Insurance Reserve	6,312,073	6,312,073	(0)
Debt Service Accounts	2,617,770	2,614,277	3,493
Capital Capacity Reimbursement Account (CCRA) Deposits Held by Member Agencies**	69,811,192	65,994,860	3,816,332
California Employers' Retirement Benefit Trust Account - CERBT (Other Post Employment Benefits - OPEB)	17,573,385	17,490,252	83,133
Escrow Deposits	54,295	49,801	4,494
Total Restricted Deposits	\$113,361,842	\$108,857,451	\$4,504,391
Total Cash, Investments, and Restricted Deposits	\$245,133,512	\$252,680,085	(\$7,546,573)

**Total reported as of August 2019

INLAND EMPIRE UTILITIES AGENCY

Cash and Investment Summary

Month Ended
September 30, 2019

Cash, Bank Deposits, and Bank Investment Accounts

CBB Demand Account (Negative balance offset by CBB Sweep Balance)	\$455,485
CBB Payroll Account	-
CBB Workers' Compensation Account	69,419
Subtotal Demand Deposits	<u>\$524,904</u>
Other Cash and Bank Accounts	
Petty Cash	2,250
Subtotal Other Cash	<u>\$2,250</u>
US Bank Pre-Investment Money Market Account	<u>\$402,037</u>
Total Cash and Bank Accounts	\$929,191

Unrestricted Investments

CBB Repurchase (Sweep) Investments	
Federal Home Loan Bank	\$0
Fannie Mae	7,376,733
Subtotal CBB Repurchase (Sweep)	<u>\$7,376,733</u>
Local Agency Investment Fund (LAIF)	
LAIF Fund	11,798,099
Subtotal Local Agency Investment Fund	<u>\$11,798,099</u>
California Asset Management Program (CAMP)	
Short Term	19,365,480
Subtotal CAMP	<u>\$19,365,480</u>
Subtotal Agency Managed Investment Accounts	<u>\$38,540,312</u>

INLAND EMPIRE UTILITIES AGENCY

Cash and Investment Summary

Month Ended
September 30, 2019

Unrestricted Investments Continued

Brokered Certificates of Deposit

Brokered Certificates of Deposit	\$3,864,814
Subtotal Brokered Certificates of Deposit	<u>\$3,864,814</u>

Medium Term Notes

UPS of America Inc	\$745,124
Hershey Company	334,872
American Honda Finance	781,461
Boeing Co	752,234
Toyota Motor	1,186,612
Bank of NY Mellon	2,767,450
American Express	790,733
Walt Disney Company	804,593
Paccar Financial Corp	929,561
Visa Inc	804,739
Bank of America	778,662
Oracle Corporation	1,397,870
Amazon Inc	927,041
Burlington North Santa Fe Corp	793,384
Pfizer Inc	1,274,872
Walmart Inc	1,494,194
Walt Disney Company	936,216
Subtotal Medium Term Notes	<u>17,499,618</u>

INLAND EMPIRE UTILITIES AGENCY

Cash and Investment Summary

Month Ended
September 30, 2019

Unrestricted Investments Continued

U.S. Treasury Notes

Treasury Note	\$47,836,818
Subtotal U.S. Treasury Notes	<u>\$47,836,818</u>

U.S. Government Sponsored Entities

Fannie Mae Bank	9,145,028
Freddie Mac Bank	7,997,605
Federal Home Loan Bank	5,958,284
Subtotal U.S. Government Sponsored Entities	<u>\$23,100,917</u>

Subtotal PFM Managed Investment Accounts	<u>\$92,302,167</u>
---	----------------------------

<i>Total Investments</i>	<u>\$130,842,479</u>
---------------------------------	-----------------------------

Restricted Deposits

Investment Pool Accounts

CAMP -Water Connection Reserves	\$16,993,127
LAIF - Self Insurance Fund Reserves	6,312,073
Subtotal Investment Pool Accounts	<u>\$23,305,200</u>

Debt Service

2008B Debt Service Accounts	\$2,617,256
2017A Debt Service Accounts	513
Subtotal Debt Service	<u>\$2,617,770</u>

INLAND EMPIRE UTILITIES AGENCY

Cash and Investment Summary

Month Ended
September 30, 2019

Restricted Deposits Continued

CCRA Deposits Held by Member Agencies

City of Chino	\$10,931,215
Cucamonga Valley Water District	11,491,573
City of Fontana	10,079,989
City of Montclair	3,102,524
City of Ontario	23,093,659
City of Chino Hills	6,421,861
City of Upland	4,690,371
Subtotal CCRA Deposits Held by Member Agencies**	<u>\$69,811,192</u>

**Total reported as of August 2019

CalPERS

CERBT Account (OPEB)	<u>\$17,573,385</u>
Subtotal CalPERS Accounts	\$17,573,385

Escrow Deposits

Stanek Construction	<u>\$54,295</u>
Subtotal Escrow Deposits	\$54,295

Total Restricted Deposits

\$113,361,842

Total Cash, Investments, and Restricted Deposits as of September 30, 2019

\$245,133,512

Total Cash, Investments, and Restricted Deposits as of 09/30/19

\$245,133,512

Less: Total Cash, Investments, and Restricted Deposits as of 08/31/19

252,680,085

Total Monthly Increase (Decrease)

(\$7,546,573)

INLAND EMPIRE UTILITIES AGENCY
Cash and Investment Summary

Month Ended
September 30, 2019

	Par	Cost Basis	Term	September	%	%	Maturity	Market
	Amount	Amount	(Days)	Value	Coupon	Yield to	Date	Value
						Maturity		
Cash, Bank Deposits, and Bank Investment Accounts								
Citizens Business Bank (CBB)								
Demand Account	\$455,485	\$455,485	N/A	\$455,485		N/A	N/A	\$455,485
Payroll Checking	0	0	N/A	0		N/A	N/A	0
Workers' Compensation Account	69,419	69,419	N/A	69,419		N/A	N/A	69,419
Subtotal CBB Accounts	<u>\$524,904</u>	<u>\$524,904</u>		<u>\$524,904</u>				<u>\$524,904</u>
Bank of America (BoFA)								
Payroll Checking	\$0	\$0	N/A	\$0		N/A	N/A	\$0
Payroll Tax Checking	0	0	N/A	0		N/A	N/A	0
Savings Account	-	\$0	N/A	-		0.000	N/A	-
Subtotal B of A Accounts	<u>\$0</u>	<u>\$0</u>		<u>\$0</u>		<u>N/A</u>		<u>\$0</u>
Bank of the West								
Money Market Plus - Business Account	\$0	\$0	N/A	\$0		0.00%	N/A	\$0
Subtotal Bank of the West Account	<u>\$0</u>	<u>\$0</u>		<u>\$0</u>		<u>0.00%</u>		<u>\$0</u>
US Bank (USB)								
Custodial Money Market (<i>Investment Mgmt.</i>)	\$246,984	\$246,984	N/A	\$246,984		1.51%	N/A	\$246,984
Custodial Money Market (<i>Debt Service</i>)	155,052	155,052	N/A	155,052		1.51%	N/A	155,052
Subtotal USB Account	<u>\$402,037</u>	<u>\$402,037</u>		<u>\$402,037</u>		<u>1.51%</u>		<u>\$402,037</u>
Petty Cash	<u>\$2,250</u>	<u>\$2,250</u>	N/A	<u>\$2,250</u>		<u>N/A</u>	N/A	<u>\$2,250</u>
Total Cash, Bank Deposits and Bank Investment Accounts	<u>\$929,191</u>	<u>\$929,191</u>		<u>\$929,191</u>				<u>\$929,191</u>
Investments								
CBB Daily Repurchase (Sweep) Accounts								
Fannie Mae	\$7,376,733	\$7,376,733	N/A	\$7,376,733		1.10%	N/A	\$7,376,733
Federal Home Loan Bank	-	-	N/A	-		1.10%	N/A	-
Subtotal CBB Repurchase Accounts	<u>\$7,376,733</u>	<u>\$7,376,733</u>		<u>\$7,376,733</u>		<u>1.10%</u>		<u>\$7,376,733</u>
LAIF Accounts								
Non-Restricted Funds	<u>\$11,798,099</u>	<u>\$11,798,099</u>	N/A	<u>\$11,798,099</u>		<u>2.280%</u>	N/A	<u>\$11,798,099</u>
Subtotal LAIF Accounts	<u>\$11,798,099</u>	<u>\$11,798,099</u>		<u>\$11,798,099</u>		<u>2.280%</u>		<u>\$11,798,099</u>
CAMP Accounts								
Non-Restricted Funds	<u>\$19,365,480</u>	<u>\$19,365,480</u>	N/A	<u>\$19,365,480</u>		<u>2.22%</u>	N/A	<u>\$19,365,480</u>
Subtotal CAMP Accounts	<u>\$19,365,480</u>	<u>\$19,365,480</u>		<u>\$19,365,480</u>		<u>2.22%</u>		<u>\$19,365,480</u>
Subtotal Agency Managed Investment Accounts	<u>\$38,540,312</u>	<u>\$38,540,312</u>		<u>\$38,540,312</u>		<u>2.02%</u>		<u>\$38,540,312</u>
Brokered Certificates of Deposit (CDs)								
Bank of Nova Scotia Houston	\$1,410,000	\$1,409,464	729	\$1,409,814	3.08%	3.10%	06/05/20	\$1,422,074
Bank of Montreal Chicago	1,400,000	1,400,000	731	1,400,000	3.19%	3.23%	08/03/20	1,411,885
Synchrony Bank	240,000	240,000	1827	240,000	2.25%	2.25%	10/02/20	241,047
Royal Bank of Canada NY	815,000	815,000	1095	815,000	3.24%	3.24%	06/07/21	834,484
Subtotal Brokered CDs	<u>\$3,865,000</u>	<u>\$3,864,464</u>		<u>\$3,864,814</u>		<u>3.12%</u>		<u>\$3,909,490</u>

INLAND EMPIRE UTILITIES AGENCY
Cash and Investment Summary
 Month Ended
 September 30, 2019

	Par	Cost Basis	Term	September	%	%	Maturity	Market
	Amount	Amount	(Days)	Value	Coupon	Yield to Maturity	Date	Value
Investments (continued)								
US Treasury Note								
US Treasury Note	\$2,195,000	\$2,149,128	819	\$2,178,621	1.500%	2.46%	07/15/20	\$2,188,828
US Treasury Note	2,225,000	2,201,012	1019	2,213,355	2.125%	2.53%	01/31/21	2,235,168
US Treasury Note	1,900,000	1,886,938	753	1,891,234	2.250%	2.59%	02/15/21	1,912,394
US Treasury Note	2,781,000	2,761,120	838	2,765,808	2.125%	2.45%	06/30/21	2,801,641
US Treasury Note	2,615,000	2,588,543	1201	2,600,030	2.250%	2.57%	07/31/21	2,641,456
US Treasury Note	580,000	567,426	1202	571,920	2.000%	2.69%	10/31/21	584,055
US Treasury Note	2,555,000	2,480,346	1323	2,509,578	1.750%	2.60%	11/30/21	2,560,690
US Treasury Note	2,500,000	2,418,750	1436	2,447,399	1.875%	2.75%	03/31/22	2,516,993
US Treasury Note	3,070,000	2,969,266	1336	3,000,157	1.875%	2.82%	03/31/22	3,090,867
US Treasury Note	3,790,000	3,678,225	1302	3,710,601	1.875%	2.75%	03/31/22	3,815,761
US Treasury Note	1,605,000	1,558,480	1474	1,574,690	1.875%	2.64%	04/30/22	1,615,847
US Treasury Note	1,300,000	1,252,570	1456	1,266,781	1.750%	2.72%	06/30/22	1,305,688
US Treasury Note	2,065,000	1,980,706	1577	2,005,445	1.750%	2.76%	09/30/22	2,075,244
US Treasury Note	1,600,000	1,546,625	1641	1,562,658	2.000%	2.80%	10/31/22	1,619,688
US Treasury Note	1,040,000	990,356	1580	1,001,220	1.750%	2.93%	01/31/23	1,045,484
US Treasury Note	305,000	288,535	1778	293,235	1.500%	2.69%	02/28/23	304,202
US Treasury Note	1,275,000	1,206,269	1699	1,223,754	1.500%	2.74%	02/28/23	1,271,663
US Treasury Note	1,235,000	1,189,508	1508	1,196,186	1.500%	2.44%	03/31/23	1,232,153
US Treasury Note	2,000,000	1,899,453	1618	1,914,307	1.38%	2.58%	06/30/23	1,985,390
US Treasury Note	1,260,000	1,196,951	1630	1,205,519	1.25%	2.44%	07/31/23	1,244,792
US Treasury Note	650,000	667,088	1611	665,567	2.88%	2.25%	09/30/23	682,652
US Treasury Note	3,450,000	3,484,904	1713	3,480,965	2.75%	2.52%	11/15/23	3,611,181
US Treasury Note	2,525,000	2,479,826	1786	2,486,221	2.13%	2.52%	11/30/23	2,580,628
US Treasury Note	120,000	120,356	1795	120,312	2.63%	2.56%	12/31/23	125,175
US Treasury Note	2,345,000	2,355,534	1792	2,354,881	2.00%	1.90%	04/30/24	2,389,609
US Treasury Note	575,000	580,930	1824	580,651	2.00%	1.78%	06/30/24	586,163
US Treasury Note	1,000,000	1,016,172	1818	1,015,723	2.13%	1.78%	07/31/24	1,025,508
Subtotal US Treasuries	\$48,561,000	\$47,515,017		\$47,836,818		2.56%		\$49,048,920
U.S. Government Sponsored Entities								
Federal Home Loan Bank	\$500,000	\$496,525	657	\$499,291	2.13%	2.52%	02/11/20	\$500,362
Federal Home Loan Bank	2,500,000	2,495,600	712	2,498,862	2.38%	2.47%	03/30/20	2,506,295
Freddie Mac Bond	2,500,000	2,485,350	1,036	2,492,774	2.38%	2.59%	02/16/21	2,520,213
Freddie Mac Bond	2,550,000	2,527,994	1,028	2,539,047	2.38%	2.70%	02/16/21	2,570,617
Fannie Mae Bond	2,510,000	2,502,671	1,092	2,506,172	2.50%	2.60%	04/13/21	2,539,902
Federal Home Loan Bank	1,865,000	1,882,717	992	1,878,394	3.00%	2.63%	10/12/21	1,914,437
Fannie Mae Bond	795,000	794,428	1,096	794,561	2.63%	2.65%	01/11/22	811,983
Freddie Mac Bond	1,520,000	1,520,000	1,096	1,520,000	2.05%	2.05%	08/26/22	1,517,395
Fannie Mae Bond	890,000	886,903	1,107	886,973	1.38%	1.49%	09/06/22	883,686
Fannie Mae Bond	1,655,000	1,603,678	1,632	1,619,728	2.00%	2.74%	10/05/22	1,671,810
Freddie Mac Bond	1,450,000	1,444,461	1,810	1,445,784	2.75%	2.83%	06/19/23	1,508,621
Fannie Mae Bond	855,000	853,273	1,741	853,571	2.88%	2.92%	09/12/23	896,035
Fannie Mae Bond	1,820,000	1,803,274	1,772	1,806,243	2.88%	3.08%	09/12/23	1,907,349
Federal Home Loan Bank	870,000	895,642	1,772	892,330	3.38%	2.72%	12/08/23	930,833
Fannie Mae Bond	680,000	677,470	1,823	677,780	2.50%	2.58%	02/05/24	705,637
Federal Home Loan Bank	190,000	189,327	1,824	189,407	2.50%	2.58%	02/13/24	197,199
Subtotal U.S. Gov't Sponsored Entities	\$23,150,000	23,059,314		\$23,100,917		2.60%		\$23,582,374

INLAND EMPIRE UTILITIES AGENCY
Cash and Investment Summary

Month Ended
September 30, 2019

	Par	Cost Basis	Term	September	%	%	Maturity	Market
	Amount	Amount	(Days)	Value	Coupon	Yield to	Date	Value
						Maturity		
Investments (continued)								
Medium Term Notes								
UPS of America Inc	\$725,000	\$802,046	714	\$745,124	8.38%	2.75%	04/01/20	\$747,877
Toyota Motor	200,000	199,880	731	199,923	3.05%	3.08%	01/08/21	203,003
Hershey Company	335,000	334,769	1101	334,872	3.10%	3.12%	05/15/21	340,596
American Honda Finance	800,000	767,016	1181	781,461	1.65%	3.00%	07/12/21	796,053
Boeing Co	680,000	805,678	1215	752,234	8.75%	2.88%	08/15/21	759,244
Toyota Motor	1,000,000	978,790	1355	986,689	2.60%	3.21%	01/11/22	1,015,825
Bank of NY Mellon	1,400,000	1,371,048	1391	1,381,728	2.60%	3.18%	02/07/22	1,419,736
American Express	800,000	785,488	1415	790,733	2.70%	3.20%	03/03/22	813,939
Walt Disney Company	815,000	798,692	1416	804,593	2.45%	3.00%	03/04/22	826,827
Paccar Financial Corp	930,000	929,498	1483	929,561	2.65%	2.67%	05/10/22	944,526
Visa Inc	825,000	795,407	1611	804,739	2.15%	3.03%	09/15/22	833,449
Bank of America	800,000	769,264	1647	778,662	2.50%	3.43%	10/21/22	805,438
Oracle Corp	1,420,000	1,389,001	1763	1,397,870	2.63%	3.11%	02/15/23	1,445,857
Amazon Inc	935,000	925,996	1774	927,041	2.40%	2.66%	02/22/23	950,337
Burlington North Santa Fe Corp	800,000	790,800	1792	793,384	3.00%	3.26%	03/15/23	824,598
Bank of NY Mellon	1,375,000	1,387,595	1555	1,385,722	3.50%	3.27%	04/28/23	1,440,418
Pfizer Inc	1,260,000	1,276,392	1807	1,274,872	2.95%	2.67%	03/15/24	1,309,129
Walmart Inc	1,425,000	1,495,196	1768	1,494,194	2.85%	1.78%	07/08/24	1,480,849
Walt Disney Company	940,000	936,165	1820	936,216	1.75%	1.84%	08/30/24	930,737
Subtotal Medium Term Notes	\$17,465,000	\$17,538,721		\$17,499,618		2.87%		\$17,888,438
Subtotal PFM Managed Investment Accounts	\$93,041,000	\$91,977,516		\$92,302,167		2.65%		\$94,429,222
Total Investments	\$131,581,312	\$130,517,828		\$130,842,479				\$132,969,534
<i>(Source of Investment Amortized Cost: PFM)</i>								
Restricted Deposits								
Investment Pool Accounts								
CAMP - Water Connection Reserves	\$16,993,127	\$16,993,127	N/A	\$16,993,127		2.22%	N/A	\$16,993,127
LALF - Self Insurance Reserves	6,312,073	6,312,073	N/A	6,312,073		2.28%	N/A	6,312,073
Total Investment Pool Accounts	\$23,305,200	\$23,305,200		\$23,305,200		2.24%		\$23,305,200
Debt Service and Arbitrage Accounts								
2008B Debt Service Accounts	\$2,617,256	\$2,617,256	N/A	\$2,617,256		1.55%		\$2,617,256
2010A Debt Service Accounts	-	0	N/A	0		0.00%		0
2017A Debt Service Accounts	513	513	N/A	513		0.20%		513
Total Debt Service Accounts	\$2,617,770	\$2,617,770		\$2,617,770		1.55%		\$2,617,770

INLAND EMPIRE UTILITIES AGENCY
Cash and Investment Summary
Month Ended
September 30, 2019

	Par	Cost Basis	Term	September	%	%	Maturity	Market
	Amount	Amount	(Days)	Value	Coupon	Yield to	Date	Value
						Maturity		
Restricted Deposits (continued)								
CCRA Deposits Held by Member Agencies								
City of Chino	\$10,931,215	\$10,931,215	N/A	\$10,931,215		N/A	N/A	\$10,931,215
City of Chino Hills	6,421,861	6,421,861	N/A	6,421,861		N/A	N/A	6,421,861
Cucamonga Valley Water District	11,491,573	11,491,573	N/A	11,491,573		N/A	N/A	11,491,573
City of Fontana	10,079,989	10,079,989	N/A	10,079,989		N/A	N/A	10,079,989
City of Montclair	3,102,524	3,102,524	N/A	3,102,524		N/A	N/A	3,102,524
City of Ontario	23,093,659	23,093,659	N/A	23,093,659		N/A	N/A	23,093,659
City of Upland	4,690,371	4,690,371	N/A	4,690,371		N/A	N/A	4,690,371
<i>Subtotal CCRA Deposits Held by Member Agencies**</i>	<i>\$69,811,192</i>	<i>\$69,811,192</i>		<i>\$69,811,192</i>				<i>\$69,811,192</i>
<i>**Total reported as of August 2019</i>								
CalPERS Deposits								
CERBT Account (OPEB)	\$15,000,000	\$15,000,000	N/A	\$17,573,385		N/A	N/A	\$17,573,385
Subtotal CalPERS Deposits	\$15,000,000	\$15,000,000		\$17,573,385				\$17,573,385
<i>CERBT Strategy 2 Performance as of August 31, 2019 based on 1 Year Net Return was 6.53%.</i>								
Escrow Deposits								
Staneck Contractors Escrow	\$54,295	\$54,295	N/A	\$54,295		N/A	N/A	\$54,295
Subtotal Escrow Deposits	\$54,295	\$54,295		\$54,295				\$54,295
Total Restricted Deposits	\$110,788,457	\$110,788,457		\$113,361,842				\$113,361,842
Total Cash, Investments, and Restricted Deposits as of September 30, 2019	\$243,298,960	\$242,235,475		\$245,133,512				\$247,260,567

INLAND EMPIRE UTILITIES AGENCY

Cash and Investment Summary

Month Ended
September 30, 2019

September Purchases

No.	Date	Transaction	Investment Security	Type	Par Amount Purchased	Investment Yield to Maturity
1	09/05/19	Purchase	Walmart Inc.	Corporate Note	\$1,425,000	2.85%
2	09/06/19	Purchase	Walt Disney Company	Corporate Note	940,000	1.75%
3	09/06/19	Purchase	Fannie Mae	Bond	890,000	1.38%
					<u>\$ 3,255,000</u>	

September Investment Maturities, Calls & Sales

No.	Date	Transaction	Investment Security	Type	Par Amount Matured/Sold	Investment Yield to Maturity
1	09/01/19	Maturity	University of California Taxable Revenue Bonds	Bond	\$1,000,000	1.63%
2	09/05/19	Sale	Federal Home Loan Bank	Bond	500,000	2.13%
3	09/06/19	Sale	US Treasury Bill	Treasury Bond	910,000	2.00%
Total Maturities, Calls & Sales					<u>\$ 2,410,000</u>	

INLAND EMPIRE UTILITIES AGENCY

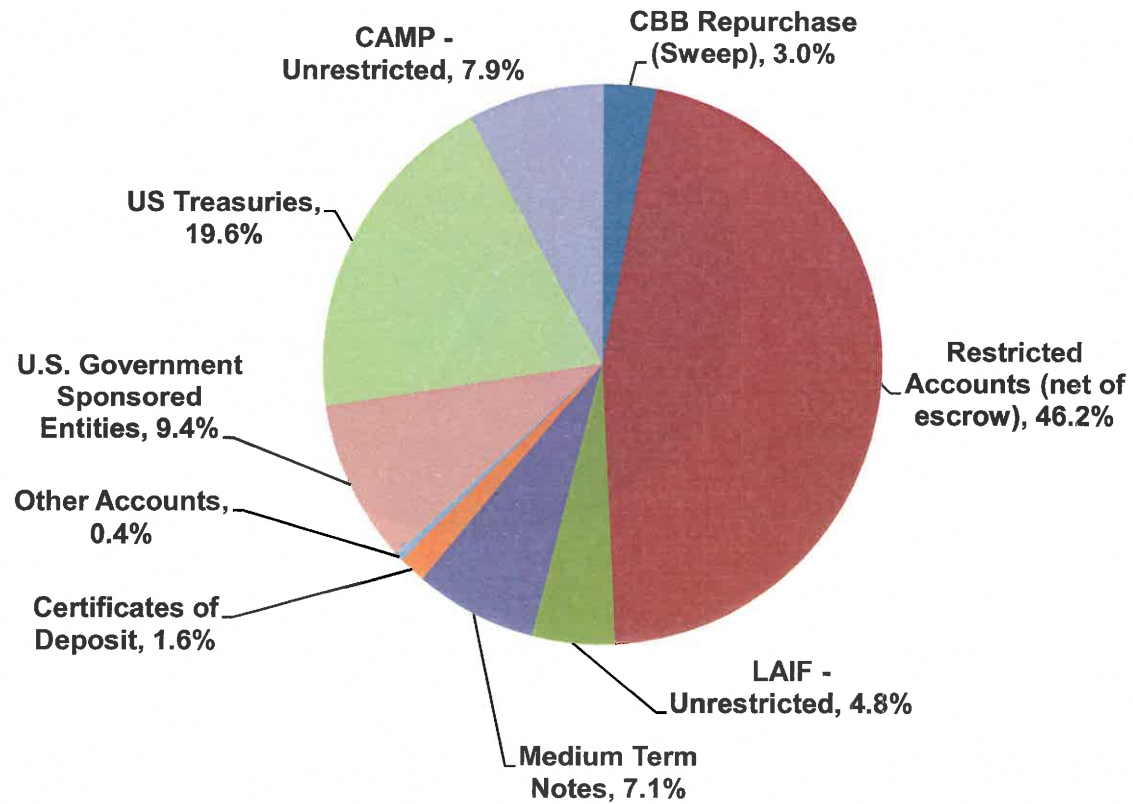
Cash and Investment Summary

Month Ended
September 30, 2019

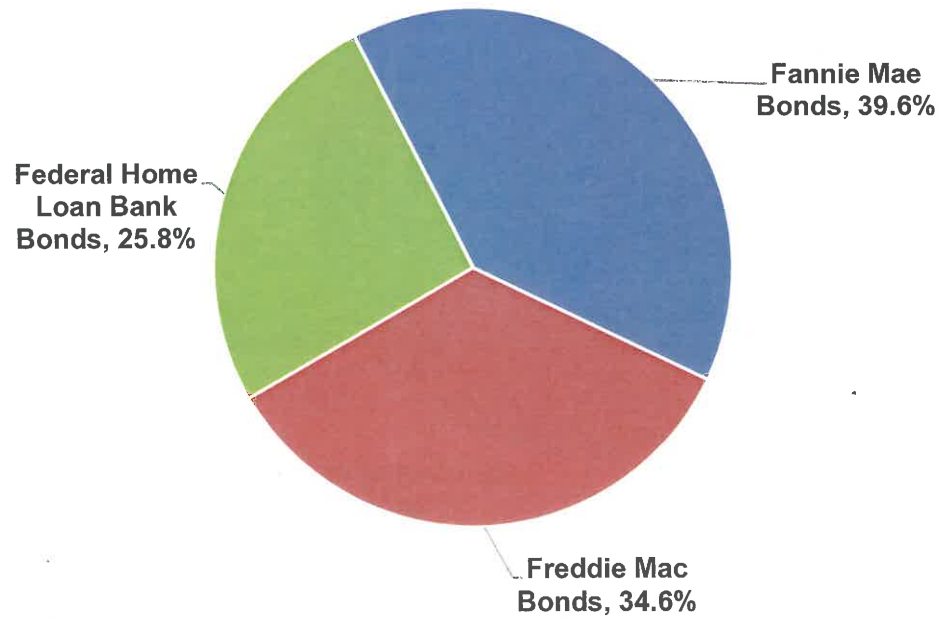
<u>Directed Investment Category</u>	<u>Amount Invested</u>	<u>Yield</u>
CBB Repurchase (Sweep)	\$7,376,733	1.100%
LAIF - Unrestricted	11,798,099	2.280%
CAMP - Unrestricted	19,365,480	2.220%
Brokered Certificates of Deposit	3,864,814	3.124%
Medium Term Notes	17,499,618	2.865%
Municipal Bonds	0	0.000%
US Treasury Notes	47,836,818	2.559%
U.S. Government Sponsored Entities	23,100,917	2.597%
<i>Total Investment Portfolio</i>	<i>\$130,842,479</i>	
<i>Investment Portfolio Rate of Return</i>		<i>2.466%</i>
<u>Restricted/Transitory/Other Accounts</u>	<u>Amount Invested</u>	<u>Yield</u>
CCRA Deposits Held by Member Agencies	\$69,811,192	N/A
CalPERS OPEB (CERBT) Account	17,573,385	N/A
CAMP Restricted Water Connection Reserve	16,993,127	2.220%
LAIF Restricted Insurance Reserve	6,312,073	2.280%
US Bank - 2008B Debt Service Accounts	2,617,256	1.550%
US Bank - 2010A Debt Service Accounts	0	0.000%
US Bank - 2017A Debt Service Accounts	513	0.200%
US Bank - Pre-Investment Money Market Account	402,037	1.510%
Citizens Business Bank - Demand Account	455,485	N/A
Citizens Business Bank - Workers' Compensation Account	69,419	N/A
Other Accounts*	2,250	N/A
Escrow Account	54,295	N/A
<i>Total Restricted/Transitory/Other Accounts</i>	<i>\$114,291,032</i>	
<i>Average Yield of Other Accounts</i>		<i>2.157%</i>
Total Agency Directed Deposits	<u><u>\$245,133,512</u></u>	

*Petty Cash

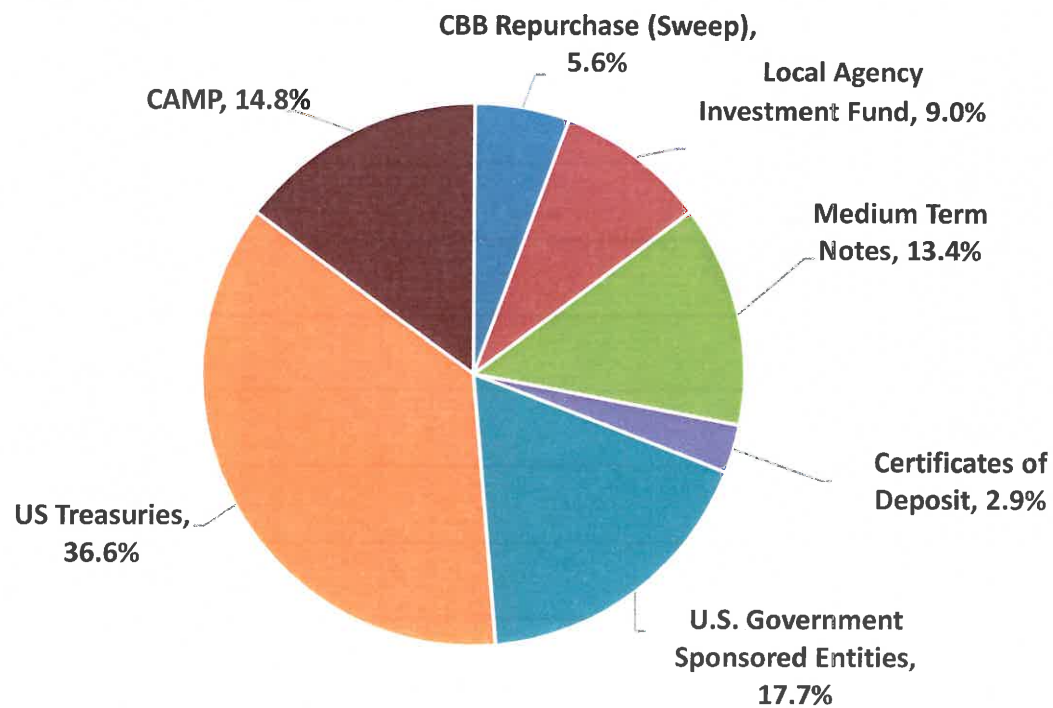
Inland Empire Utilities Agency
Treasurer's Report of Financial Affairs
Month Ended September 30, 2019
Agency Investment Portfolio (Net of Escrow Accounts)
\$245,079,217



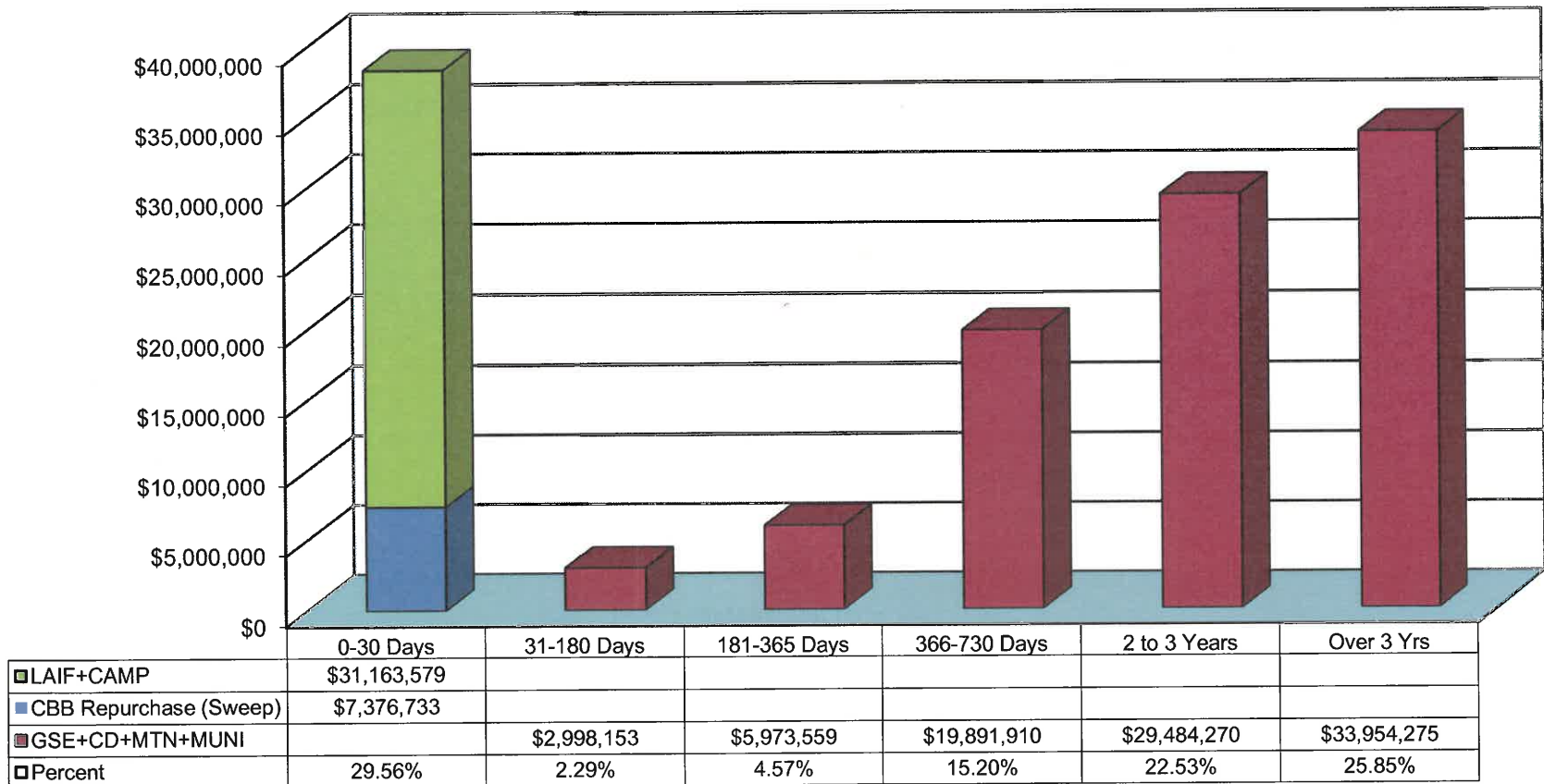
Inland Empire Utilities Agency
Treasurer's Report of Financial Affairs
Month Ended September 30, 2019
U.S. Government Sponsored Entities Portfolio
\$23,100,917



Inland Empire Utilities Agency
Treasurer's Report of Financial Affairs
Month Ended September 30, 2019
Unrestricted Agency Investment Portfolio
\$130,842,479



Inland Empire Utilities Agency
Treasurer's Report of Financial Affairs
 Month Ended September 30, 2019
Agency Investment Portfolio Maturity Distribution (Unrestricted)
\$130,842,479



Inland Empire Utilities Agency
Treasurer's Report of Financial Affairs
 Month Ended September 30, 2019
 Agency Investment Portfolio Yield Comparison

