



**FINANCE AND ADMINISTRATION  
COMMITTEE MEETING  
OF THE BOARD OF DIRECTORS  
INLAND EMPIRE UTILITIES AGENCY\*  
AGENCY HEADQUARTERS, CHINO, CALIFORNIA**

**WEDNESDAY, JULY 10, 2019  
10:30 A.M.**

***Or immediately following the  
Engineering, Operations, &  
Water Resources Committee Meeting***

**CALL TO ORDER**

**PUBLIC COMMENT**

Members of the public may address the Board on any item that is within the jurisdiction of the Board; however, no action may be taken on any item not appearing on the agenda unless the action is otherwise authorized by Subdivision (b) of Section 54954.2 of the Government Code. Those persons wishing to address the Board on any matter, whether or not it appears on the agenda, are requested to complete and submit to the Board Secretary a "Request to Speak" form which is available on the table in the Board Room. Comments will be limited to three minutes per speaker. Thank you.

**ADDITIONS TO THE AGENDA**

In accordance with Section 54954.2 of the Government Code (Brown Act), additions to the agenda require two-thirds vote of the legislative body, or, if less than two-thirds of the members are present, a unanimous vote of those members present, that there is a need to take immediate action and that the need for action came to the attention of the local agency subsequent to the agenda being posted.

**1. CONSENT ITEMS**

**A. MINUTES**

The Committee will be asked to approve the Finance and Administration Committee meeting minutes of June 12, 2019.

**B. REPORT ON GENERAL DISBURSEMENTS**

Staff recommends that the Committee/Board approve the total disbursements for the month of May 2019, in the amount of \$13,142,309.82.

2. **ACTION ITEM**

A. **APPROVAL FOR SUBMITTAL OF WIFIA LOAN APPLICATION**

Staff recommends that the Committee/Board approve to apply for a WIFIA loan in the not-to-exceed amount of \$161,124,250 to finance the RP-5 Expansion project.

B. **PURCHASE OF AGENCY-WIDE INSURANCE POLICIES FOR FY 2019/20**

Staff recommends that the Committee/Board ratify the purchase of Agency-wide insurance policies providing coverage through Fiscal Year 2019/20, for the following amounts:

- a. Excess General Liability insurance in the amount of \$406,495;
- b. Property, Boiler & Machinery insurance in the amount of \$328,580;
- c. Excess Workers' Compensation insurance in the amount of \$76,846; and
- d. Master Crime/Fraud insurance in the amount of \$19,948.

3. **INFORMATION ITEM**

**RECEIVE AND FILE INFORMATION ITEM**

A. **TREASURER'S REPORT OF FINANCIAL AFFAIRS (WRITTEN/ POWERPOINT)**

4. **GENERAL MANAGER'S COMMENTS**

5. **COMMITTEE MEMBER COMMENTS**

6. **COMMITTEE MEMBER REQUESTED FUTURE AGENDA ITEMS**

7. **ADJOURN**

\*A Municipal Water District

In compliance with the Americans with Disabilities Act, if you need special assistance to participate in this meeting, please contact the Board Secretary (909-993-1736), 48 hours prior to the scheduled meeting so that the Agency can make reasonable arrangements.

Proofed by:  \_\_\_\_\_

**DECLARATION OF POSTING**

I, April Woodruff, Board Secretary/Office Manager of the Inland Empire Utilities Agency, A Municipal Water District, hereby certify that a copy of the agenda has been posted by 5:30 p.m. in the foyer at the Agency's main office, 6075 Kimball Ave., Building A, Chino, CA on Wednesday, July 3, 2019

  
\_\_\_\_\_  
April Woodruff

**CONSENT  
ITEM  
1A**



**MINUTES  
FINANCE AND ADMINISTRATION  
COMMITTEE MEETING  
INLAND EMPIRE UTILITIES AGENCY\*  
AGENCY HEADQUARTERS, CHINO, CA**

**WEDNESDAY, JUNE 12, 2019  
10:30 A.M.**

**COMMITTEE MEMBERS PRESENT**

Paul Hofer, Chair  
Steve Elie

**COMMITTEE MEMBERS ABSENT**

Jasmin Hall

**STAFF PRESENT**

Shivaji Deshmukh, General Manager  
Kathy Besser, Executive Manager of External Affairs & Policy Development/AGM  
Randy Lee, Executive Manager of Operations/AGM  
Christina Valencia, Executive Manager of Finance & Administration/AGM  
Javier Chagoyen-Lazaro, Manager of Finance & Accounting  
Tina Chang, Budget Officer  
Warren Green, Manager of Contracts, Procurement & Risk Services  
Elizabeth Hurst, Water Resources Planner  
Sylvie Lee, Manager of Planning & Environmental Resources  
Craig Proctor, Source Control/Environmental Resources Supervisor  
Teresa Velarde, Manager of Internal Audit  
April Woodruff, Board Secretary/Office Manager

**OTHERS PRESENT**

Kati Parker, IEUA

The meeting was called to order at 10:56 a.m. There were no public comments received or additions to the agenda.

**CONSENT CALENDAR ITEMS**

The Committee:

- ◆ Approved the Finance and Administration Committee meeting minutes of April 10, 2019, with Director Elie abstaining.
- ◆ Recommended that the Board approve the total disbursements for the month of April 2019, in the amount of \$13,025,357.43.

**ACTON ITEMS:**  
The Committee:

◆ Recommended that the Board:

1. Hold a public hearing to receive public comments on the proposed Agency's Biennial Budget for FYs 2019/20 and 2020/21; and FYs 2020-2029 Ten-Year Capital Improvement Plan (TYCIP); and
2. After closing the public hearing, adopt Resolution No. 2019-6-10, approving the Agency's Biennial Budget for FYs 2019/20 and 2020/21, and FYs 2020-2029 TYCIP, including the inter-fund transfers, inter-fund loan repayments, Agency-wide departmental goals and objectives, and Rate Resolution Nos. 2019-6-1 to 2019-6-8 for the Non-Reclaimable Wastewater system rates, and other service fees;

as an Action Item on the June 19, 2019 Board meeting agenda.

- ◆ Recommended that the Board adopt Resolution No. 2019-6-9, establishing the appropriations limit for Fiscal Year 2019/20;

as a Consent Calendar Item on the June 19, 2019 Board meeting agenda.

**INFORMATION ITEMS**

The following information items were presented or received and filed by the Committee:

- ◆ Fiscal Year 2012/19 Third Quarter Budget Variance, Performance Goal Updates, and Budget Transfers
- ◆ Status on Rate Study Progress
- ◆ Treasurer's Report of Financial Affairs

**GENERAL MANAGER'S COMMENTS**

General Manager Shivaji Deshmukh stated that as a result of a joint ad hoc meeting held on June 5, 2019, a resolution will be brought forth in support of updating the Chino Basin Optimum Basin Management Program at the June 19 Board meeting. He gave an update regarding the review of the Agency's 457b and 401a deferred compensation plan process. The Agency received one proposal for support on this analysis from Hyas Group. He stated that the Agency will be proceeding with Hyas Group with this review. Mr. Deshmukh also stated that the Annual Picnic will be held immediately after the Board meeting on June 19.

**COMMITTEE MEMBER COMMENTS**

There were no Committee member comments.

**COMMITTEE MEMBER REQUESTED FUTURE AGENDA ITEMS**

There were no Committee member requests for future agenda items.

With no further business, Director Hofer adjourned the meeting at 11:37 a.m.

Finance and Administration Committee  
June 12, 2019  
Page 3

Respectfully submitted,

April Woodruff  
Board Secretary/Office Manager

*\*A Municipal Water District*

**APPROVED: JULY 10, 2019**

Draft

**CONSENT**  
**ITEM**  
**1B**



**Date:** July 17, 2019

**To:** The Honorable Board of Directors  
**Committee:** Finance & Administration

**From:** Shivaji Deshmukh, General Manager SDM  
07/10/19

**Executive Contact:** Christina Valencia, Executive Manager of Finance & Administration/AGM

**Subject:** Report on General Disbursements

---

**Executive Summary:**

Total disbursements for the month of May 2019 were \$13,142,309.82. Disbursement activity included check payments of \$4,079,136.21 to vendors and \$3,795.31 for worker's compensation related costs. Electronic payments included Automated Clearing House (ACH) of \$4,248,769.09 and wire transfers (excluding payroll) of \$3,271,574.01. Total payroll was \$1,532,029.00 for employees and \$7,006.20 for the Board of Directors.

---

**Staff's Recommendation:**

Approve the total disbursements for the month of May 2019, in the amount of \$13,142,309.82.

---

**Budget Impact** *Budgeted (Y/N):* N *Amendment (Y/N):* N *Amount for Requested Approval:*

*Account/Project Name:*

*Fiscal Impact (explain if not budgeted):*



**Prior Board Action:**

On June 19, 2019, the Board of Directors approved the April 2019 Report on General Disbursements totaling \$13,025,357.43.

---

**Environmental Determination:**

Not Applicable

---

**Business Goal:**

The report on general disbursements is consistent with the Agency's Business Goal of Fiscal Responsibility in providing financial reporting that accounts for general disbursements associated with operating requirements.

---

**Attachments:**

- Attachment 1 - Background
  - Attachment 2 - Details of General Disbursements
-

# Attachment 1 - Background

Subject: Report on General Disbursements

Table 1 summarizes the disbursements detailed in each of the six attachments affixed to this letter. Table 2 lists the disbursements in excess of an aggregated \$500,000 per vendor, and is presented in largest to smallest dollar value.

**Table 1: Disbursement Details**

Attachment	Payment Type	Amount
2A	Vendor Checks	\$ 4,079,136.21
2B	Workers' Comp Checks	\$ 3,795.31
2C	Vendor ACHs	\$ 4,248,769.09
2D	Vendor Wires (excludes Payroll)	\$ 3,271,574.01
2E	Payroll-Net Pay-Directors	\$ 7,006.20
2F	Payroll-Net Pay-Employees	\$ 1,532,029.00
<b>Total Disbursements</b>		<b>\$13,142,309.82</b>

**Table 2: Disbursements in Excess of \$500,000 per Vendor**

Vendor	Amount	Description
MWD	\$ 1,771,890.74	March 2019 Water Purchases
PARSONS WATER & INFRASTRUCTURE	\$ 950,262.95	03/2019 Professional Svc's for: EN19001-RP-5 Expansion to 30 mgd; EN19006- RP-5 Biosolids Facility.
PERS	\$ 679,881.53	05/19 Health Ins / P/R 09, 10, 11 Def Comp
IRS	\$ 663,524.25	P/R 10, 11: Dir 05 Payroll Taxes
CAROLLO ENGINEERS	\$ 640,785.77	02/2019 Professional Svc's for: EN17043- RP-4 Primary Clarifier Rehab; EN17110- RP-4 Process Improvements. 03/2019 Professional Svc's for: EN24001-RP-1 Liquid Treatment Capacity Recovery; EN24002- RP-1 Solids Treatment Expansion.
MYERS AND SONS CONSTRUCTION LP	\$ 542,581.30	03 & 04/2019 Professional Svc's for: EN14019-RP-1 Headworks Primary & Secondary Upgrade.

# Attachment 2A

## Vendor Checks

Bank		CBB	CITIZENS BUSINESS BANK		ONTARIO CA 917610000	
Bank Key		122234149				
Acct number		CHBCK	231167641			
Check						
Check number from to	Payment	Pmnt date	Crcy	Amount paid (FC)	Recipient/void reason code	Enca./void
228534	2200098941	05/02/2019	USD	1,450.20	A & G INSTRUMENT SERVICE FULLERTON CA	06/05/2019
228535	2200098955	05/02/2019	USD	445.00	ADVANCED CHEMICAL TECHNOLOGY IRANCHO CUCAMONGA CA	05/08/2019
228536	2200098913	05/02/2019	USD	2,599.69	AIRGAS WEST INC PASADENA CA	05/07/2019
228537	2200098956	05/02/2019	USD	12,481.62	ALLIED UNIVERSAL SECURITY SERVCONSHOHOCKEN PA	05/06/2019
228538	2200099002	05/02/2019	USD	192.14	ALMASRI, ADHAM CHINO HILLS CA	05/07/2019
228539	2200098993	05/02/2019	USD	188.02	AMERICAN HERITAGE LIFE INSURANDALLAS TX	05/10/2019
228540	2200098949	05/02/2019	USD	4,960.31	AMERICAN PRINTING & PROMOTIONSCHINO CA	05/13/2019
228541	2200098910	05/02/2019	USD	729.03	APPLIED INDUSTRIAL TECHNOLOGIEPASADENA CA	05/07/2019
228542	2200099003	05/02/2019	USD	209.00	ARAMBULA, BLANCA CHINO HILLS CA	05/21/2019
228543	2200098957	05/02/2019	USD	26.03	ASAP INDUSTRIAL SUPPLY FONTANA CA	05/07/2019
228544	2200098963	05/02/2019	USD	15,094.96	ATKINSON, ANDELSON, LOYA, RUUDCERRITOS CA	05/08/2019
228545	2200098931	05/02/2019	USD	950.00	AUTOMATED GATE SERVICES INC CORONA CA	05/08/2019
228546	2200098962	05/02/2019	USD	1,429.42	AUTOZONE INC ATLANTA GA	05/09/2019
228547	2200098925	05/02/2019	USD	37,195.00	BLACK & VEATCH CORPORATION KANSAS CITY MO	05/07/2019
228548	2200098967	05/02/2019	USD	17,339.00	BRIGHTVIEW LANDSCAPE SERVICES PASADENA CA	05/06/2019
228549	2200098991	05/02/2019	USD	5,940.09	BURRTEC WASTE INDUSTRIES INC FONTANA CA	05/13/2019
228550	2200099004	05/02/2019	USD	284.20	CAMACHO, MICHAEL CHINO HILLS CA	05/07/2019
228551	2200098939	05/02/2019	USD	1,963.08	CASC ENGINEERING AND CONSULTINCOLTON CA	05/08/2019
228552	2200098924	05/02/2019	USD	1,125.00	CHINO BASIN WATER CONSERVATIONMONICLAIR CA	05/15/2019
228553	2200098922	05/02/2019	USD	16,401.11	CHINO BASIN WATERMASTER RANCHO CUCAMONGA CA	05/08/2019
228554	2200098929	05/02/2019	USD	51.00	CHINO CREEK TOASTMASTER CLUB CHINO HILLS CA	05/29/2019
228555	2200098947	05/02/2019	USD	2,655.05	CINTAS CORPORATION LOCH#150 PHOENIX AZ	05/09/2019
228556	2200098928	05/02/2019	USD	1,450.00	COMMERCIAL DOOR CO POMONA CA	05/09/2019
228557	2200098952	05/02/2019	USD	589.50	CONCENTRA MEDICAL CENTERS RANCHO CUCAMONGA CA	05/09/2019
228558	2200098927	05/02/2019	USD	3,008.70	CORTECH ENGINEERING LLC DALLAS TX	05/13/2019
228559	2200098978	05/02/2019	USD	2,660.00	CSI SERVICES INC SANTA CLARITA CA	05/14/2019
228560	2200098917	05/02/2019	USD	577.44	CUCAMONGA VALLEY WATER DISTRICTRANCHO CUCAMONGA CA	05/08/2019
228561	2200098950	05/02/2019	USD	96.01	CUMMINS PACIFIC LLC LOS ANGELES CA	05/07/2019
228562	2200098926	05/02/2019	USD	1,293.67	D & S SALES INC FRESNO CA	05/07/2019
228563	2200098985	05/02/2019	USD	2,063.65	DIGITAL CONTROL COMPANY CLEARWATER FL	05/10/2019
228564	2200098979	05/02/2019	USD	5,547.10	DORGAN LEGAL SERVICES LLP PASADENA CA	05/09/2019
228565	2200098964	05/02/2019	USD	633.75	ENVIRONMENTAL SCIENCE ASSOCIATELK GROVE IL	05/07/2019
228566	2200098958	05/02/2019	USD	1,000.00	EPIC LAND SOLUTIONS INC PHOENIX AZ	05/07/2019
228567	2200098983	05/02/2019	USD	1,080.92	ESAFETY SUPPLIES INC CITY OF INDUSTRY CA	05/07/2019
228568	2200098961	05/02/2019	USD	1,815.00	EUROFINS EATON ANALYTICAL LLC GRAPEVINE TX	05/07/2019
228569	2200098936	05/02/2019	USD	8,681.25	EXTITI INC BELL CANYON CA	05/13/2019
228570	2200098999	05/02/2019	USD	2,237.53	FIDELITY SECURITY LIFE INSURANCINCINNATI OH	05/09/2019
228571	2200098907	05/02/2019	USD	476.56	FISHER SCIENTIFIC LOS ANGELES CA	05/06/2019
228572	2200098908	05/02/2019	USD	4,572.36	FLO SYSTEMS INC ANAHEIM HILLS CA	05/08/2019
228573	2200098990	05/02/2019	USD	853.75	FONTANA WATER COMPANY FONTANA CA	05/08/2019
228574	2200098992	05/02/2019	USD	1,460.77	FRONTIER COMMUNICATIONS CORP CINCINNATI OH	05/10/2019
228575	2200098921	05/02/2019	USD	403.90	GATOR AUTO GLASS ONTARIO CA	05/10/2019
228576	2200098960	05/02/2019	USD	14,813.25	GHD INC IRVINE CA	05/07/2019
228577	2200098916	05/02/2019	USD	6,188.50	GRAINGER PALATINE IL	05/08/2019

Bank				CITIZENS BUSINESS BANK		ONTARIO CA 917610000	
Bank Key				122234149			
Acct number				CHBCK		231167641	
Check							
Check number from to	Payment	Pmnt date	Crcy	Amount paid (FC)	Recipient/void reason code	Enca./void	
228578	2200099001	05/02/2019	USD	128.15	HAWES, STEPHANIE CHINO HILLS CA	05/21/2019	
228579	2200098909	05/02/2019	USD	122.07	HOME DEPOT CREDIT SERVICES PHOENIX AZ	05/08/2019	
228580	2200098980	05/02/2019	USD	1,893.31	HOPE INDUSTRIAL SYSTEMS INC ROSWELL GA	05/07/2019	
228581	2200098954	05/02/2019	USD	1,194.85	JB'S POOLS & PONDS INC UPLAND CA	05/07/2019	
228582	2200098959	05/02/2019	USD	1,782.55	KIM'S MASTER AUTO REPAIR CHINO CA	05/10/2019	
228583	2200099006	05/02/2019	USD	669.59	LAUREANO, CESAR RANCHO CUCAMONGA CA	05/10/2019	
228584	2200098998	05/02/2019	USD	253.15	LEGALSHIELD ADA OK	05/10/2019	
228585	2200098996	05/02/2019	USD	14,943.90	LIFE INSURANCE COMPANY OF PHILADELPHIA PA	05/10/2019	
228586	2200098972	05/02/2019	USD	1,753.32	MANAGED MOBILE INC PLACENTIA CA	05/07/2019	
228587	2200098986	05/02/2019	USD	63.42	MAPLE SYSTEMS INC EVERETT WA	05/07/2019	
228588	2200099005	05/02/2019	USD	50.85	MARLE, MADISEN CHINO HILLS CA	05/16/2019	
228589	2200099007	05/02/2019	USD	300.00	MARTINEZ, RAOUL CHINO CA	05/17/2019	
228590	2200098937	05/02/2019	USD	579.54	MOCROMETER INC HEMET CA	05/21/2019	
228591	2200098923	05/02/2019	USD	430.80	METTLER-TOLEDO COLUMBUS OH	05/07/2019	
228592	2200098966	05/02/2019	USD	2,254.00	MICROAGE PHOENIX AZ	05/08/2019	
228593	2200098930	05/02/2019	USD	620.13	MIDPOINT BEARING ONTARIO CA	05/06/2019	
228594	2200099000	05/02/2019	USD	95.00	MUNOZ, MARIE LIZA CHINO HILLS CA	05/03/2019	
228595	2200098914	05/02/2019	USD	175.00	NATIONAL FIRE PROTECTION ASS'N MANCHESTER NH	05/08/2019	
228596	2200098975	05/02/2019	USD	2,553.75	NEW MILLENNIUM CONSTRUCTION CHINO HILLS CA	05/08/2019	
228597	2200098906	05/02/2019	USD	1,786.77	OFFICE DEPOT PHOENIX AZ	05/09/2019	
228598	2200098995	05/02/2019	USD	205.38	PERS LONG TERM CARE PROGRAM PASADENA CA	05/07/2019	
228599	2200098987	05/02/2019	USD	60.00	POLITICO LLC BOSTON MA	05/07/2019	
228600	2200098973	05/02/2019	USD	415.00	PRIORITY BUILDING SERVICES LLC BREA CA	05/07/2019	
228601	2200098911	05/02/2019	USD	170.03	RAMONA TIRE & SERVICE CENTERS HEMET CA	05/13/2019	
228602	2200098912	05/02/2019	USD	110.50	RAYNE WATER CONDITIONING COVINA CA	05/06/2019	
228603	2200098951	05/02/2019	USD	782.00	READY REFRESH BY NESTLE LOUISVILLE KY	05/20/2019	
228604	2200098971	05/02/2019	USD	6,995.00	RESA POWER LLC DALLAS TX	05/08/2019	
228605	2200098938	05/02/2019	USD	1,816.01	ROSEMOUNT INC CHICAGO IL	05/06/2019	
228606	2200098943	05/02/2019	USD	605.27	RSD LAKE FOREST CA	05/07/2019	
228607	2200098935	05/02/2019	USD	1,250.00	SAN BERNARDINO COUNTY SAN BERNARDINO CA	05/07/2019	
228608	2200098977	05/02/2019	USD	3,875.00	SCHEEVEL ENGINEERING LLC ANAHEIM CA	05/07/2019	
228609	2200098946	05/02/2019	USD	59,205.91	SCW CONTRACTING CORPORATION FALLBROOK CA	05/07/2019	
228610	2200098982	05/02/2019	USD	990.00	SERGIO D FIERRO HACIENDA HEIGHTS CA	05/09/2019	
228611	2200098981	05/02/2019	USD	2,300.00	SHAW HR CONSULTING INC NEWBURY PARK CA	05/07/2019	
228612	2200098968	05/02/2019	USD	50.00	SIGNATURE SCUBA RANCHO CUCAMONGA CA	05/15/2019	
228613	2200098988	05/02/2019	USD	232.19	SO CALIF EDISON ROSEMead CA	05/07/2019	
228614	2200098989	05/02/2019	USD	271.91	SO CALIF GAS MONTEREY PARK CA	05/09/2019	
228615	2200098945	05/02/2019	USD	209.00	SOCIETY FOR HUMAN RESOURCE MGBALTIMORE MD	05/08/2019	
228616	2200098918	05/02/2019	USD	737.29	SOUTH COAST AQMD LOS ANGELES CA	05/06/2019	
228617	2200098965	05/02/2019	USD	4,881.06	STAFFING NETWORK LLC CAROL STREAM IL	05/08/2019	
228618	2200098942	05/02/2019	USD	1,694.50	STANTEC CONSULTING INC CHICAGO IL	05/07/2019	
228619	2200098919	05/02/2019	USD	610.00	STATE WATER RESOURCES CNTRL BOSACRAMENTO CA	05/14/2019	
228620	2200098976	05/02/2019	USD	610.71	STOREIRIEVE LLC PASADENA CA	05/07/2019	
228621	2200098915	05/02/2019	USD	429.68	SUNSHINE FILTERS OF PINELLAS ILARGO FL	05/09/2019	

Bank		CITIZENS BUSINESS BANK		ONTARIO CA 917610000		
Bank Key		122234149				
Acct number		CHECK 231167641				
Check						
Check number from to	Payment	Pmnt date	Crcy	Amount paid (FC)	Recipient/void reason code	Enca./void
228622	2200098932	05/02/2019	USD	974.06	TELEDYNE INSTRUMENTS INC CHICAGO IL	05/07/2019
228623	2200098953	05/02/2019	USD	1,628.95	THOMAS HARDER & CO INC ANAHEIM CA	05/13/2019
228624	2200098920	05/02/2019	USD	164.47	THOMPSON INDUSTRIAL SUPPLY INC RANCHO CUCAMONGA CA	05/09/2019
228625	2200098974	05/02/2019	USD	6,800.00	TONY PAINTING GARDEN GROVE CA	05/08/2019
228626	2200098970	05/02/2019	USD	600.00	TRIPEPI SMITH AND ASSOCIATES, IRVINE CA	05/10/2019
228627	2200098948	05/02/2019	USD	15,256.41	U S BANK ST LOUIS MO	05/10/2019
228628	2200098933	05/02/2019	USD	576.94	U S HOSE INC ONTARIO CA	05/07/2019
228629	2200098969	05/02/2019	USD	2,922.50	V3IT CONSULTING INC NAPERVILLE IL	05/07/2019
228630	2200098934	05/02/2019	USD	7,854.77	VERTIZON WIRELESS DALLAS TX	05/08/2019
228631	2200098984	05/02/2019	USD	3,582.69	WE-DO EQUIPMENT REPAIR & SUPPLY CORONA CA	05/10/2019
228632	2200098994	05/02/2019	USD	2,210.20	WESTERN DENIAL PLAN ORANGE CA	05/23/2019
228633	2200098997	05/02/2019	USD	25.00	WILCO LIFE INSURANCE COMPANY CHARLOTTE NC	05/13/2019
228634	2200098940	05/02/2019	USD	973.50	WORLDWIDE EXPRESS ALBANY NY	05/15/2019
228635	2200098944	05/02/2019	USD	2,375.00	ZASIO ENTERPRISES INC EAGLE ID	05/08/2019
228636	2200099009	05/02/2019	USD	4,998.00	RBC RESOURCES MURRIETA CA	05/07/2019
228637	2200099008	05/02/2019	USD	3,965.82	WASTE MANAGEMENT OF LOS ANGELES CA	05/08/2019
228638	2200099106	05/09/2019	USD	800.00	A PLUS PROMOTIONS TORRANCE CA	05/21/2019
228639	2200099063	05/09/2019	USD	443.36	AIRGAS WEST INC PASADENA CA	05/13/2019
228640	2200099060	05/09/2019	USD	145.80	APPLIED INDUSTRIAL TECHNOLOGIES PASADENA CA	05/13/2019
228641	2200099089	05/09/2019	USD	2,485.79	AQUA-AEROBIC SYSTEMS INC LOVES PARK IL	05/15/2019
228642	2200099092	05/09/2019	USD	77.21	ASAP INDUSTRIAL SUPPLY FONTANA CA	05/14/2019
228643	2200099126	05/09/2019	USD	188.00	BECKER, NIKI CHINO HILLS CA	05/21/2019
228644	2200099122	05/09/2019	USD	147.63	CARL H TAYLOR III CRYSTAL RIVER FL	05/14/2019
228645	2200099079	05/09/2019	USD	997.00	CASC ENGINEERING AND CONSULTING COLTON CA	05/20/2019
228646	2200099070	05/09/2019	USD	1,125.00	CHINO BASIN WATER CONSERVATION MONTCLAIR CA	05/15/2019
228647	2200099069	05/09/2019	USD	420.76	CHINO BASIN WATERMASTER RANCHO CUCAMONGA CA	05/15/2019
228648	2200099082	05/09/2019	USD	30.00	CHINO HILLS FORD CHINO CA	05/15/2019
228649	2200099071	05/09/2019	USD	335.00	CHINO VALLEY CHAMBER OF COMMERCE CHINO CA	05/17/2019
228650	2200099124	05/09/2019	USD	92.00	CHOU, RONALD CHINO HILLS CA	05/15/2019
228651	2200099087	05/09/2019	USD	3,357.50	CINTAS CORPORATION LOC#150 PHOENIX AZ	05/15/2019
228652	2200099075	05/09/2019	USD	581.49	CINTAS FIRST AID & SAFETY LOC CINCINNATI OH	05/15/2019
228653	2200099121	05/09/2019	USD	394.00	CITY EMPLOYEES ASSOCIATES LONG BEACH CA	05/14/2019
228654	2200099113	05/09/2019	USD	1,218.93	CITY OF CHINO CHINO CA	05/13/2019
228655	2200099066	05/09/2019	USD	6,498.65	CITY OF ONTARIO ONTARIO CA	05/10/2019
228656	2200099057	05/09/2019	USD	185.00	CITY RENTALS INC ONTARIO CA	05/14/2019
228657	2200099098	05/09/2019	USD	1,918.99	CIVILTEC ENGINEERING, INC. MONROVIA CA	05/22/2019
228658	2200099090	05/09/2019	USD	22,060.40	CORRPRO COMPANIES INC DALLAS TX	05/14/2019
228659	2200099105	05/09/2019	USD	13,397.50	CSI SERVICES INC SANTA CLARITA CA	05/14/2019
228660	2200099115	05/09/2019	USD	266.67	CUCAMONGA VALLEY WATER DISTRICT LOS ANGELES CA	05/14/2019
228661	2200099067	05/09/2019	USD	780.00	CUCAMONGA VALLEY WATER DISTRICT RANCHO CUCAMONGA CA	05/15/2019
228662	2200099091	05/09/2019	USD	4,145.00	DAVID WHEELER'S PEST CONTROL, NORCO CA	05/15/2019
228663	2200099099	05/09/2019	USD	1,400.00	DEBBY FIGONI BEVERLY HILLS CA	05/23/2019
228664	2200099127	05/09/2019	USD	352.70	DELGADO, ROBERTO CHINO HILLS CA	05/16/2019
228665	2200099085	05/09/2019	USD	97.21	DETECTION INSTRUMENTS CORP PHOENIX AZ	05/23/2019

Bank		CITIZENS BUSINESS BANK		ONTARIO CA 917610000		
Bank Key		122234149				
Acct number		CHECK 231167641				
Check						
Check number from to	Payment	Pmnt date	Crcy	Amount paid (FC)	Recipient/void reason code	Enca./void
228666	2200099095	05/09/2019	USD	9,885.00	EUROFINS EATON ANALYTICAL LLC GRAPEVINE TX	05/14/2019
228667	2200099059	05/09/2019	USD	2,037.61	FISHER SCIENTIFIC LOS ANGELES CA	05/13/2019
228668	2200099120	05/09/2019	USD	100.00	FRANCHISE TAX BOARD SACRAMENTO CA	05/22/2019
228669	2200099118	05/09/2019	USD	2,326.31	FRONTIER COMMUNICATIONS CORP CINCINNATI OH	05/17/2019
228670	2200099110	05/09/2019	USD	3,716.19	GARRATT CALLAHAN COMPANY BURLINGAME CA	05/14/2019
228671	2200099086	05/09/2019	USD	80,019.86	GEI CONSULTANTS INC BOSTON MA	05/14/2019
228672	2200099093	05/09/2019	USD	3,821.00	GHD PASADENA CA	05/14/2019
228673	2200099112	05/09/2019	USD	2,552.00	GOLDEN STATE GRATING INC FONTANA CA	05/15/2019
228674	2200099064	05/09/2019	USD	397.81	GRAINGER PALATINE IL	05/14/2019
228675	2200099104	05/09/2019	USD	2,866.08	IDEKX DISTRIBUTION INC ATLANTA GA	05/13/2019
228676	2200099083	05/09/2019	USD	1,590.00	INLAND EMPIRE MAGAZINE RIVERSIDE CA	05/15/2019
228677	2200099081	05/09/2019	USD	34.04	INLAND EMPIRE REGIONAL CHINO HILLS CA	05/13/2019
228678	2200099119	05/09/2019	USD	51.00	INLAND EMPIRE UNITED WAY RANCHO CUCAMONGA CA	05/17/2019
228679	2200099108	05/09/2019	USD	27,544.20	KEARNS & WEST SAN FRANCISCO CA	05/22/2019
228680	2200099117	05/09/2019	USD	946.00	LEVEL 3 COMMUNICATIONS LLC DENVER CO	05/13/2019
228681	2200099072	05/09/2019	USD	85.89	MIDPOINT BEARING ONTARIO CA	05/13/2019
228682	2200099128	05/09/2019	USD	84.15	MONFORD, KENNETH CHINO HILLS CA	05/21/2019
228683	2200099068	05/09/2019	USD	7,700.00	MOODY'S INVESTORS SERVICE ATLANTA GA	05/14/2019
228684	2200099107	05/09/2019	USD	166,215.31	MYERS AND SONS CONSTRUCTION LPSACRAMENTO CA	05/14/2019
228685	2200099078	05/09/2019	USD	1,393.37	NATIONAL BUSINESS INVESTIGATION MURRIETA CA	05/15/2019
228686	2200099125	05/09/2019	USD	97.00	NOH, BRIAN CHINO HILLS CA	05/10/2019
228687	2200099129	05/09/2019	USD	110.20	OELRICH, JOSHUA CHINO HILLS CA	05/28/2019
228688	2200099058	05/09/2019	USD	181.84	OFFICE DEPOT PHOENIX AZ	05/16/2019
228689	2200099114	05/09/2019	USD	304.00	ONTARIO MUNICIPAL UTILITIES COONTARIO CA	05/13/2019
228690	2200099061	05/09/2019	USD	26,952.81	PERKINELMER HEALTH SCIENCES INCHICAGO IL	05/13/2019
228691	2200099080	05/09/2019	USD	2,739.05	PONTON INDUSTRIES INC YORBA LINDA CA	05/20/2019
228692	2200099101	05/09/2019	USD	2,559.40	POSITIVE PROMOTIONS INC NEWARK NJ	05/20/2019
228693	2200099062	05/09/2019	USD	6,459.70	RMA GROUP RANCHO CUCAMONGA CA	05/16/2019
228694	2200099065	05/09/2019	USD	286,336.90	SAN BERNARDINO VALLEY MWD SAN BERNARDINO CA	05/17/2019
228695	2200099123	05/09/2019	USD	174.00	SANTA CRUZ, VICTOR CHINO HILLS CA	05/14/2019
228696	2200099094	05/09/2019	USD	19,212.34	SNAP GRAPHICS & DESIGN RANCHO CUCAMONGA CA	05/14/2019
228697	2200099116	05/09/2019	USD	57,272.35	SO CALIF EDISON ROSEMEAD CA	05/13/2019
228698	2200099096	05/09/2019	USD	2,648.63	STAFFING NETWORK LLC CAROL STREAM IL	05/15/2019
228699	2200099084	05/09/2019	USD	45,045.32	STANTEC CONSULTING INC CHICAGO IL	05/13/2019
228700	2200099074	05/09/2019	USD	820.00	STATE OF CALIFORNIA SAN BERNARDINO CA	05/28/2019
228701	2200099088	05/09/2019	USD	1,890.50	SUN WIRELESS SAN DIEGO CA	05/15/2019
228702	2200099076	05/09/2019	USD	8,852.47	SYSTEMS SOURCE INC NEWPORT BEACH CA	05/13/2019
228703	2200099073	05/09/2019	USD	320.02	TELEDYNE INSTRUMENTS INC CHICAGO IL	05/13/2019
228704	2200099111	05/09/2019	USD	911.13	THE SOLIS GROUP PASADENA CA	05/20/2019
228705	2200099102	05/09/2019	USD	31,650.00	TONY PAINTING GARDEN GROVE CA	05/13/2019
228706	2200099077	05/09/2019	USD	5,723.61	U S BANK NA MINNEAPOLIS MN	05/14/2019
228707	2200099097	05/09/2019	USD	13,159.25	UTILIQUEST LLC ATLANTA GA	05/13/2019
228708	2200099100	05/09/2019	USD	6,184.00	V3IT CONSULTING INC NAPERVILLE IL	05/14/2019
228709	2200099103	05/09/2019	USD	55,768.10	VIRAMONTES EXPRESS INC CORONA CA	05/17/2019

Bank		CBB	CITIZENS BUSINESS BANK		ONTARIO CA 917610000	
Bank Key		122234149				
Acct number		CHECK	231167641			
Check						
Check number from to	Payment	Pmnt date	Crcy	Amount paid (FC)	Recipient/void reason code	Enca./void
228710	2200099109	05/09/2019	USD	48,986.98	WESTIN TECHNOLOGY SOLUTIONS LIMILWAUKEE WI	05/14/2019
228711	2200099139	05/09/2019	USD	205.38	PERS LONG TERM CARE PROGRAM PASADENA CA	05/16/2019
228712	2200099138	05/09/2019	USD	4,054.00	STATE WATER RESOURCES CNTRL BOSACRAMENTO CA	05/15/2019
228713	2200099163	05/16/2019	USD	170.83	ACCUSTANDARD INC NEW HAVEN CT	05/21/2019
228714	2200099199	05/16/2019	USD	1,780.00	ADVANCED CHEMICAL TECHNOLOGY IRANCHO CUCAMONGA CA	05/21/2019
228715	2200099162	05/16/2019	USD	2,752.34	AGILENT TECHNOLOGIES INC LOS ANGELES CA	05/20/2019
228716	2200099153	05/16/2019	USD	942.37	AIRGAS WEST INC PASADENA CA	05/20/2019
228717	2200099241	05/16/2019	USD	300.00	ALLEN, GERALD FONTANA CA	06/03/2019
228718	2200099232	05/16/2019	USD	150.00	ALMASRI, ADHAM CHINO HILLS CA	05/21/2019
228719	2200099155	05/16/2019	USD	996.06	APPLEONE EMPLOYMENT SERVICES GLENDALE CA	05/21/2019
228720	2200099201	05/16/2019	USD	1,904.91	ASAP INDUSTRIAL SUPPLY FONTANA CA	05/21/2019
228721	2200099205	05/16/2019	USD	107.75	AUTOZONE INC ATLANTA GA	05/22/2019
228722	2200099207	05/16/2019	USD	275.53	BAY CITY ELECTRIC WORKS POWAY CA	05/21/2019
228723	2200099175	05/16/2019	USD	259.65	BOOT BARN INC IRVINE CA	05/23/2019
228724	2200099226	05/16/2019	USD	4,080.14	BURRTEC WASTE INDUSTRIES INC FONTANA CA	05/22/2019
228725	2200099158	05/16/2019	USD	376.00	CALIF WATER ENVIRONMENT ASSOC OAKLAND CA	05/30/2019
228726	2200099195	05/16/2019	USD	8,000.00	CALIFORNIA STRATEGIES LLC SACRAMENTO CA	05/22/2019
228727	2200099234	05/16/2019	USD	172.26	CAMACHO, MICHAEL CHINO HILLS CA	05/28/2019
228728	2200099156	05/16/2019	USD	426,696.40	CEM SMITH INC LOS ANGELES CA	05/20/2019
228729	2200099176	05/16/2019	USD	4,993.61	CHINO MFG & REPAIR INC CHINO CA	05/20/2019
228730	2200099177	05/16/2019	USD	753.64	CHINO VALLEY UNIFIED SCHOOL DICHINO CA	05/21/2019
228731	2200099189	05/16/2019	USD	2,492.96	CINTAS CORPORATION LOC#150 PHOENIX AZ	05/22/2019
228732	2200099196	05/16/2019	USD	1,964.50	CONCENTRA MEDICAL CENTERS RANCHO CUCAMONGA CA	05/30/2019
228733	2200099203	05/16/2019	USD	27,642.37	CONSERV CONSTRUCTION INC MENIFEE CA	05/21/2019
228734	2200099215	05/16/2019	USD	24,695.50	CSI SERVICES INC SANTA CLARITA CA	05/24/2019
228735	2200099209	05/16/2019	USD	1,393.17	D & H WATER SYSTEMS INC OCEANSIDE CA	05/22/2019
228736	2200099212	05/16/2019	USD	540.00	DOCUMENT DEMOLITION LLC CHINO CA	05/23/2019
228737	2200099220	05/16/2019	USD	910.00	DONNOE & ASSOCIATES INC CARMICHAEL CA	05/21/2019
228738	2200099174	05/16/2019	USD	6,594.17	E Z PARTY RENTALS POMONA CA	05/21/2019
228739	2200099221	05/16/2019	USD	1,898.92	ELITE INVESTIGATIONS.NET SANTA ANA CA	05/21/2019
228740	2200099204	05/16/2019	USD	7,471.00	EUROFINS EATON ANALYTICAL LLC GRAPEVINE TX	05/21/2019
228741	2200099147	05/16/2019	USD	1,148.94	FISHER SCIENTIFIC LOS ANGELES CA	05/20/2019
228742	2200099227	05/16/2019	USD	3,546.64	FRONTIER COMMUNICATIONS CORP CINCINNATI OH	05/24/2019
228743	2200099218	05/16/2019	USD	3,137.68	GARRATT CALLAHAN COMPANY BURLINGAME CA	05/22/2019
228744	2200099198	05/16/2019	USD	3,986.87	GEARY PACIFIC SUPPLY ANAHEIM CA	05/20/2019
228745	2200099202	05/16/2019	USD	17,530.12	GHD PASADENA CA	05/21/2019
228746	2200099180	05/16/2019	USD	2,500.00	GOLDEN STATE LABOR COMPLIANCE PALMDALE CA	05/22/2019
228747	2200099154	05/16/2019	USD	2,875.99	GRAINGER PALATINE IL	05/21/2019
228748	2200099190	05/16/2019	USD	21,608.87	GRISWOLD INDUSTRIES COSTA MESA CA	05/22/2019
228749	2200099237	05/16/2019	USD	95.30	HODGES, BRANDEN CHINO HILLS CA	05/22/2019
228750	2200099229	05/16/2019	USD	280.00	HUBER, JENNIFER CHINO HILLS CA	05/20/2019
228751	2200099157	05/16/2019	USD	150.00	IDEAL GLASS TINTING RANCHO CUCAMONGA CA	05/28/2019
228752	2200099219	05/16/2019	USD	1,100.00	IMPREMEDIA LOS ANGELES CA	05/22/2019
228753	2200099235	05/16/2019	USD	17.17	JONES, KYLE CHINO HILLS CA	05/21/2019



Bank		CITIZENS BUSINESS BANK		ONTARIO CA 917610000		
Bank Key		122234149				
Acct number		CHECK 231167641				
Check						
Check number from to	Payment	Pmnt date	Crcy	Amount paid (FC)	Recipient/void reason code	Enca./void
228754	2200099161	05/16/2019	USD	3,057.25	KONICA MINOLTA PASADENA CA	05/20/2019
228755	2200099231	05/16/2019	USD	91.10	LENING, SCOTT CHINO HILLS CA	05/23/2019
228756	2200099233	05/16/2019	USD	324.58	MCDONALD, BONNIE CHINO HILLS CA	05/21/2019
228757	2200099185	05/16/2019	USD	10,000.00	MONTE VISTA WATER DISTRICT MONICLAIR CA	05/24/2019
228758	2200099187	05/16/2019	USD	1,926.00	NEW RESOURCES GROUP INC FAIRFIELD CT	05/21/2019
228759	2200099222	05/16/2019	USD	6,286.79	ONTARIO MUNICIPAL UTILITIES COONTARIO CA	05/20/2019
228760	2200099213	05/16/2019	USD	9,895.46	PACIFIC COURIERS INC EL MONTE CA	05/21/2019
228761	2200099194	05/16/2019	USD	6,288.18	PFM ASSET MANAGEMENT LLC BALTIMORE MD	05/21/2019
228762	2200099169	05/16/2019	USD	4,735.00	POWER SYSTEMS SERVICES INC CHINO CA	05/28/2019
228763	2200099170	05/16/2019	USD	724.38	RED WING BUSINESS ADVANTAGE DALLAS TX	05/23/2019
228764	2200099173	05/16/2019	USD	124.29	RESTIEK CORP LANCASTER PA	05/21/2019
228765	2200099183	05/16/2019	USD	8,781.59	RMC WATER AND ENVIRONMENT BOSTON MA	05/21/2019
228766	2200099172	05/16/2019	USD	4,537.15	SAN BERNARDINO COUNTY SAN BERNARDINO CA	05/24/2019
228767	2200099230	05/16/2019	USD	549.00	SCOTT, STACEY CHINO HILLS CA	05/22/2019
228768	2200099239	05/16/2019	USD	138.38	SELIO, RICHARD CHINO HILLS CA	06/14/2019
228769	2200099223	05/16/2019	USD	215,401.68	SO CALIF EDISON ROSEMEAD CA	05/20/2019
228770	2200099224	05/16/2019	USD	2,660.41	SO CALIF GAS MONTEREY PARK CA	05/22/2019
228771	2200099149	05/16/2019	USD	2,080.98	SOUTHWEST ALARM SERVICE UPLAND CA	05/21/2019
228772	2200099206	05/16/2019	USD	926.59	STAFFING NETWORK LLC CAROL STREAM IL	05/21/2019
228773	2200099168	05/16/2019	USD	610.00	STATE WATER RESOURCES CNTRL BRSACRAMENTO CA	05/23/2019
228774	2200099184	05/16/2019	USD	55,337.37	SWRCB ACCOUNTING OFFICE SACRAMENTO CA	05/22/2019
228775	2200099150	05/16/2019	USD	934.34	UNDERGROUND SERVICE ALERT/SC CORONA CA	05/28/2019
228776	2200099225	05/16/2019	USD	458.17	VERIZON BUSINESS ALBANY NY	05/21/2019
228777	2200099171	05/16/2019	USD	225.57	VERIZON WIRELESS DALLAS TX	05/21/2019
228778	2200099182	05/16/2019	USD	146.09	WORLDWIDE EXPRESS PASADENA CA	05/21/2019
228779	2200099181	05/16/2019	USD	295.52	WORLDWIDE EXPRESS ALBANY NY	05/21/2019
228780	2200099197	05/16/2019	USD	145.00	YRC PASADENA CA	05/20/2019
228781	2200099257	05/21/2019	USD	5,729.00	EMPLOYMENT DEVELOPMENT DEPARIMSAACRAMENTO CA	05/28/2019
228782	2200099256	05/21/2019	USD	753.01	IE GOURMET FOOD TRUCKS LLC REDLANDS CA	06/06/2019
228783	2200099255	05/21/2019	USD	500.00	JUAN F ZAMORA MENIFEE CA	05/24/2019
228784	2200099254	05/21/2019	USD	874.00	SAN BERNARDINO COUNTY SAN BERNARDINO CA	05/31/2019
228785	2200099320	05/23/2019	USD	708.75	ADVANCED CHEMICAL TECHNOLOGY IRANCHO CUCAMONGA CA	05/31/2019
228786	2200099284	05/23/2019	USD	1,872.33	AGILENT TECHNOLOGIES INC LOS ANGELES CA	05/28/2019
228787	2200099271	05/23/2019	USD	651.38	AIRGAS WEST INC PASADENA CA	05/28/2019
228788	2200099278	05/23/2019	USD	2,043.20	APPLEONE EMPLOYMENT SERVICES GLENDALE CA	05/29/2019
228789	2200099325	05/23/2019	USD	561.54	ASAP INDUSTRIAL SUPPLY FONTANA CA	05/30/2019
228790	2200099293	05/23/2019	USD	29.00	ASBCSD HESPERIA CA	
228791	2200099346	05/23/2019	USD	11,937.14	BANNER BANK CARLSBAD CA	05/29/2019
228792	2200099333	05/23/2019	USD	891.96	BERLIN PACKAGING LLC CHICAGO IL	05/28/2019
228793	2200099326	05/23/2019	USD	59,090.00	BIG SKY ELECTRIC INC UPLAND CA	05/29/2019
228794	2200099309	05/23/2019	USD	100.00	BOWMAN, JIM W ONTARIO CA	05/29/2019
228795	2200099334	05/23/2019	USD	29,141.40	BRIGHTVIEW LANDSCAPE SERVICES PASADENA CA	05/28/2019
228796	2200099314	05/23/2019	USD	2,820.00	BUILDING BLOCK ENTERTAINMENT WOODLAND HILLS CA	05/28/2019
228797	2200099341	05/23/2019	USD	11,053.80	BUSINESS CARD WILMINGTON DE	05/28/2019

Bank		CITIZENS BUSINESS BANK		ONTARIO CA 917610000		
Bank Key		122234149				
Acct number		CHECK 231167641				
Check						
Check number from to	Payment	Pmnt date	Crcy	Amount paid (FC)	Recipient/void reason code	Enca./void
228798	2200099378	05/23/2019	USD	121.80	BUTLER, MICHAEL CHINO HILLS CA	
228799	2200099372	05/23/2019	USD	147.63	CARL H TAYLOR III CRYSTAL RIVER FL	05/29/2019
228800	2200099280	05/23/2019	USD	4,257.80	CHINO BASIN WATERMASTER RANCHO CUCAMONGA CA	05/29/2019
228801	2200099298	05/23/2019	USD	93.00	CHINO MFG & REPAIR INC CHINO CA	05/28/2019
228802	2200099313	05/23/2019	USD	3,076.44	CINTAS CORPORATION LOC#150 PHOENIX AZ	05/29/2019
228803	2200099370	05/23/2019	USD	394.00	CITY EMPLOYEES ASSOCIATES LONG BEACH CA	06/04/2019
228804	2200099317	05/23/2019	USD	839.50	CONCENTRA MEDICAL CENTERS RANCHO CUCAMONGA CA	05/31/2019
228805	2200099318	05/23/2019	USD	1,744.00	CPS HR CONSULTING SAN FRANCISCO CA	05/29/2019
228806	2200099303	05/23/2019	USD	13,653.92	DELL MARKETING L P PASADENA CA	05/28/2019
228807	2200099285	05/23/2019	USD	93.00	ENVIRONMENTAL CONSULTING & TESSUPERIOR WI	06/06/2019
228808	2200099331	05/23/2019	USD	10,927.53	ENVIRONMENTAL SCIENCE ASSOCIATE LK GROVE IL	05/30/2019
228809	2200099329	05/23/2019	USD	6,040.00	EUROFINS EATON ANALYTICAL LLC GRAPEVINE TX	05/29/2019
228810	2200099266	05/23/2019	USD	2,872.61	FISHER SCIENTIFIC LOS ANGELES CA	05/28/2019
228811	2200099277	05/23/2019	USD	242.51	FLW INC HUNTINGTON BEACH CA	05/31/2019
228812	2200099369	05/23/2019	USD	100.00	FRANCHISE TAX BOARD SACRAMENTO CA	06/10/2019
228813	2200099362	05/23/2019	USD	736.92	FRONTIER COMMUNICATIONS CORP CINCINNATI OH	05/31/2019
228814	2200099327	05/23/2019	USD	55,184.62	GHD PASADENA CA	05/29/2019
228815	2200099353	05/23/2019	USD	7,635.75	HOWDEN ROOTS LLC DALLAS TX	05/29/2019
228816	2200099366	05/23/2019	USD	51.00	INLAND EMPIRE UNITED WAY RANCHO CUCAMONGA CA	05/31/2019
228817	2200099359	05/23/2019	USD	100.00	JOHNSON, CAROLYN TENICE MONICLAIR CA	06/03/2019
228818	2200099355	05/23/2019	USD	272,277.87	KIEWIT INFRASTRUCTURE WEST CO SANTA FE SPRINGS CA	
228819	2200099374	05/23/2019	USD	121.69	LEE, RANDY CHINO HILLS CA	05/29/2019
228820	2200099338	05/23/2019	USD	77.00	LITTLE SISTER'S TRUCK WASH, INBONSALL CA	06/17/2019
228821	2200099275	05/23/2019	USD	239.58	MAG SYSTEMS INC MONROVIA CA	05/29/2019
228822	2200099332	05/23/2019	USD	14,759.86	MICROAGE PHOENIX AZ	05/29/2019
228823	2200099289	05/23/2019	USD	841.26	MIDPOINT BEARING ONTARIO CA	05/28/2019
228824	2200099376	05/23/2019	USD	74.31	MORENO, MANUEL CHINO HILLS CA	06/05/2019
228825	2200099375	05/23/2019	USD	116.00	MUNOZ, MARIE LIZA CHINO HILLS CA	05/28/2019
228826	2200099349	05/23/2019	USD	376,365.99	MYERS AND SONS CONSTRUCTION LPSACRAMENTO CA	05/30/2019
228827	2200099294	05/23/2019	USD	1,087.20	NORTHERN TOOL & EQUIPMENT INC ATLANTA GA	05/28/2019
228828	2200099283	05/23/2019	USD	12.09	O RINGS & THINGS FONTANA CA	05/31/2019
228829	2200099373	05/23/2019	USD	151.42	OAKDEN, SCOTT CHINO HILLS CA	05/29/2019
228830	2200099380	05/23/2019	USD	287.30	OELRICH, JOSHUA CHINO HILLS CA	06/04/2019
228831	2200099265	05/23/2019	USD	1,591.24	OFFICE DEPOT PHOENIX AZ	05/30/2019
228832	2200099279	05/23/2019	USD	188.56	ONTARIO FIRE EXTINGUISHER CO ONTARIO CA	06/13/2019
228833	2200099360	05/23/2019	USD	89.08	ONTARIO MUNICIPAL UTILITIES COONTARIO CA	05/28/2019
228834	2200099299	05/23/2019	USD	3,390.70	PANTHER PROTECTION ORANGE CA	05/29/2019
228835	2200099273	05/23/2019	USD	2,218.91	PETE'S ROAD SERVICE FULLERTON CA	05/31/2019
228836	2200099274	05/23/2019	USD	450.40	PETTY CASH EXPENDITURES CHINO CA	05/29/2019
228837	2200099351	05/23/2019	USD	3,253.35	QUINN COMPANY LOS ANGELES CA	05/28/2019
228838	2200099263	05/23/2019	USD	4,856.64	REM LOCK & KEY ONTARIO CA	05/30/2019
228839	2200099290	05/23/2019	USD	418.94	RED WING BUSINESS ADVANTAGE DALLAS TX	05/30/2019
228840	2200099296	05/23/2019	USD	345.58	RESTEK CORP LANCASTER PA	05/29/2019
228841	2200099315	05/23/2019	USD	100.00	ROGERS, PETER J CHINO HILLS CA	06/03/2019

Bank		CEB CITIZENS BUSINESS BANK		ONTARIO CA 917610000		
Bank Key		122234149				
Acct number		CHECK 231167641				
Check						
Check number from to	Payment	Pmnt date	Crcy	Amount paid (FC)	Recipient/void reason code	Enca./void
228842	2200099297	05/23/2019	USD	1,807.78	ROSEMOUNT INC CHICAGO IL	05/29/2019
228843	2200099335	05/23/2019	USD	582.23	SIGNATURE SCUBA RANCHO CUCAMONGA CA	06/04/2019
228844	2200099276	05/23/2019	USD	4,383.00	SMITH & LOVELESS INC LENEXA KS	05/29/2019
228845	2200099328	05/23/2019	USD	2,166.08	SNAP GRAPHICS & DESIGN RANCHO CUCAMONGA CA	05/29/2019
228846	2200099361	05/23/2019	USD	180.42	SO CALIF EDISON ROSEMEAD CA	05/31/2019
228847	2200099381	05/23/2019	USD	50.00	SOIELLO, SCOTT CHINO HILLS CA	
228848	2200099342	05/23/2019	USD	1,243.55	SOUTHERN CONTRACTING COMPANY SAN MARCOS CA	05/29/2019
228849	2200099269	05/23/2019	USD	2,000.44	SOUTHWEST ALARM SERVICE UPLAND CA	05/28/2019
228850	2200099288	05/23/2019	USD	7,659.00	STATE WATER RESOURCES CONTROL SACRAMENTO CA	05/30/2019
228851	2200099336	05/23/2019	USD	1,590.00	STATEWIDE TRAFFIC SAFETY AND SPASADENA CA	05/28/2019
228852	2200099291	05/23/2019	USD	726.24	TELEDYNE INSTRUMENTS INC CHICAGO IL	05/28/2019
228853	2200099322	05/23/2019	USD	35,340.14	TERRA PAVE INC WHITTIER CA	06/03/2019
228854	2200099343	05/23/2019	USD	80.00	THE SHREDDERS LOS ANGELES CA	05/29/2019
228855	2200099354	05/23/2019	USD	3,669.00	THE SOLIS GROUP PASADENA CA	06/03/2019
228856	2200099358	05/23/2019	USD	740.00	TIDEPPOOL SCIENTIFIC LLC MCKINLEYVILLE CA	06/13/2019
228857	2200099311	05/23/2019	USD	16,500.00	TOM DAY TREE SERVICE INC UPLAND CA	05/29/2019
228858	2200099345	05/23/2019	USD	21,000.00	TONY PAINTING GARDEN GROVE CA	05/28/2019
228859	2200099272	05/23/2019	USD	1,474.61	TRANSCAT INC BALTIMORE MD	05/29/2019
228860	2200099339	05/23/2019	USD	375.00	TRIPEPI SMITH AND ASSOCIATES, IRVINE CA	05/31/2019
228861	2200099305	05/23/2019	USD	7,659.98	TRUSSELL TECHNOLOGIES INC PASADENA CA	05/31/2019
228862	2200099323	05/23/2019	USD	100.00	ULLOA, EUNICE M CHINO CA	06/17/2019
228863	2200099319	05/23/2019	USD	11,219.58	US BANK VOYAGER FLEET SYSTEMS KANSAS CITY MO	05/30/2019
228864	2200099292	05/23/2019	USD	5,413.53	VAG USA LLC PITTSBURG PA	05/30/2019
228865	2200099312	05/23/2019	USD	2,721.60	VAUGHAN'S INDUSTRIAL REPAIR COPARAMOUNT CA	05/29/2019
228866	2200099295	05/23/2019	USD	1,026.27	VERTIZON WIRELESS DALLAS TX	05/29/2019
228867	2200099300	05/23/2019	USD	132,435.00	W A RASIC CONSTRUCTION CO INC LONG BEACH CA	05/30/2019
228868	2200099344	05/23/2019	USD	31,696.00	WALLACE & ASSOCIATES CONSULTINPARK CITY UT	05/29/2019
228869	2200099306	05/23/2019	USD	1,921.20	WINCHESTER SYSTEMS INC BILLERICA MA	
228870	2200099382	05/23/2019	USD	115,022.99	KIEWIT INFRASTRUCTURE WEST CO SANTA FE SPRINGS CA	
228871	2200099386	05/23/2019	USD	3,843.00	GARRATT CALLAHAN COMPANY BURLINGAME CA	05/29/2019
228872	2200099385	05/23/2019	USD	1,748.67	KONICA MINOLTA PASADENA CA	05/28/2019
228873	2200099533	05/30/2019	USD	1,261.44	AIRGAS WEST INC PASADENA CA	06/03/2019
228874	2200099575	05/30/2019	USD	440.23	ALLEN INSTRUMENTS & SUPPLIES LSCOTTSDALE AZ	06/04/2019
228875	2200099558	05/30/2019	USD	12,640.56	ALLIED UNIVERSAL SECURITY SERVPASADENA CA	06/03/2019
228876	2200099583	05/30/2019	USD	511.48	ANDERSON, JOHN CHINO CA	06/04/2019
228877	2200099540	05/30/2019	USD	2,285.67	ARC IMAGING RESOURCES CALIFORNMONTEREY PARK CA	06/05/2019
228878	2200099561	05/30/2019	USD	744.00	ASAP INDUSTRIAL SUPPLY FONTANA CA	06/04/2019
228879	2200099564	05/30/2019	USD	2,747.46	AUTOZONE INC ATLANTA GA	06/04/2019
228880	2200099562	05/30/2019	USD	3,772.00	BIG SKY ELCTRIC INC UPLAND CA	06/04/2019
228881	2200099547	05/30/2019	USD	189.08	BOOT BARN INC IRVINE CA	06/18/2019
228882	2200099579	05/30/2019	USD	187.74	ERETIG, ANNA VICTORVILLE CA	06/07/2019
228883	2200099566	05/30/2019	USD	1,047.47	BRIGHTVIEW LANDSCAPES LLC ROCKVILLE MD	06/03/2019
228884	2200099539	05/30/2019	USD	275.00	CALIF WATER ENVIRONMENT ASSOC OAKLAND CA	06/11/2019
228885	2200099568	05/30/2019	USD	1,207.50	CAMET RESEARCH, INC. GOLETA CA	06/11/2019

Bank	CBB	CITIZENS BUSINESS BANK	ONTARIO CA 917610000
Bank Key	122234149		
Acct number	CHECK	231167641	

Check

Check number from to	Payment	Pmnt date	Crcy	Amount paid (FC)	Recipient/void reason code	Enca./void
228886	2200099559	05/30/2019	USD	18,949.99	CARRIER CORPORATION FARMINGTON CT	06/03/2019
228887	2200099550	05/30/2019	USD	27,772.49	CASC ENGINEERING AND CONSULTING COLTON CA	06/04/2019
228888	2200099552	05/30/2019	USD	617.05	CHINO HILLS FORD CHINO CA	06/07/2019
228889	2200099555	05/30/2019	USD	2,322.82	CINTAS CORPORATION LOC#150 PHOENIX AZ	06/06/2019
228890	2200099545	05/30/2019	USD	420.05	CINTAS FIRST AID & SAFETY LOCCINCINNATI OH	06/04/2019
228891	2200099585	05/30/2019	USD	334.26	COLONIAL LIFE & ACCIDENT INSUR COLUMBIA SC	06/05/2019
228892	2200099560	05/30/2019	USD	99,899.60	CORRPRO COMPANIES INC DALLAS TX	06/05/2019
228893	2200099577	05/30/2019	USD	100.00	COIHAN JR, PHILLIP WAYNE FONTANA CA	
228894	2200099576	05/30/2019	USD	6,050.68	DSD BUSINESS SYSTEMS SAN DIEGO CA	06/04/2019
228895	2200099544	05/30/2019	USD	1,531.27	E Z PARTY RENTALS POMONA CA	06/04/2019
228896	2200099542	05/30/2019	USD	167.15	ENVIRONMENTAL EXPRESS CHARLESTON SC	06/03/2019
228897	2200099546	05/30/2019	USD	15,512.66	ENVIRONMENTAL SYSTEMS RESEARCH LOS ANGELES CA	06/03/2019
228898	2200099592	05/30/2019	USD	68.81	ERRO, DAN CHINO HILLS CA	06/03/2019
228899	2200099589	05/30/2019	USD	2,237.57	FIDELITY SECURITY LIFE INSURANCE CINCINNATI OH	06/04/2019
228900	2200099527	05/30/2019	USD	606.70	FISHER SCIENTIFIC LOS ANGELES CA	06/03/2019
228901	2200099528	05/30/2019	USD	4,478.97	FLO SYSTEMS INC ANAHEIM HILLS CA	06/04/2019
228902	2200099537	05/30/2019	USD	256.60	FLW INC HUNTINGTON BEACH CA	06/03/2019
228903	2200099538	05/30/2019	USD	454.62	FONTANA HERALD NEWS FONTANA CA	06/04/2019
228904	2200099563	05/30/2019	USD	24,670.94	GHD PASADENA CA	06/03/2019
228905	2200099553	05/30/2019	USD	270.00	GOLDEN STATE LABOR COMPLIANCE PALMDALE CA	06/04/2019
228906	2200099535	05/30/2019	USD	2,492.42	GRAINGER PALATINE IL	06/04/2019
228907	2200099590	05/30/2019	USD	30.88	HEIN, DAVID CHINO HILLS CA	06/10/2019
228908	2200099582	05/30/2019	USD	511.48	HOBBS, DIANA APPLE VALLEY CA	06/05/2019
228909	2200099529	05/30/2019	USD	3,250.21	HOME DEPOT CREDIT SERVICES PHOENIX AZ	06/04/2019
228910	2200099580	05/30/2019	USD	511.48	HORNE, WILLIAM YUCCA VALLEY CA	06/04/2019
228911	2200099549	05/30/2019	USD	70,985.06	INLAND WATER WORKS SUPPLY CO SAN BERNARDINO CA	06/05/2019
228912	2200099530	05/30/2019	USD	64.00	J L WINGERT CO GARDEN GROVE CA	06/03/2019
228913	2200099557	05/30/2019	USD	1,194.85	JB'S POOLS & PONDS INC UPLAND CA	06/04/2019
228914	2200099587	05/30/2019	USD	15,023.59	LIFE INSURANCE COMPANY OF PHILADELPHIA PA	06/07/2019
228915	2200099581	05/30/2019	USD	806.38	MILLER, ELMER L BLUE JAY CA	06/05/2019
228916	2200099593	05/30/2019	USD	121.80	MROCHEK, STEVEN CHINO HILLS CA	06/07/2019
228917	2200099526	05/30/2019	USD	4,821.81	OFFICE DEPOT PHOENIX AZ	06/06/2019
228918	2200099548	05/30/2019	USD	718.50	OLSON HAGEL & FISHBURN LLP SACRAMENTO CA	06/05/2019
228919	2200099586	05/30/2019	USD	205.38	PERS LONG TERM CARE PROGRAM PASADENA CA	06/03/2019
228920	2200099534	05/30/2019	USD	504.90	PETE'S ROAD SERVICE FULLERTON CA	06/05/2019
228921	2200099531	05/30/2019	USD	2,498.40	PITNEY BOWES INC PITTSBURGH PA	06/10/2019
228922	2200099570	05/30/2019	USD	2,934.60	PRO-CRAFT CONSTRUCTION INC REDLANDS CA	06/04/2019
228923	2200099572	05/30/2019	USD	3,947.60	QUINCY COMPRESSOR LLC DALLAS TX	06/06/2019
228924	2200099571	05/30/2019	USD	276.78	QUINN COMPANY LOS ANGELES CA	06/03/2019
228925	2200099525	05/30/2019	USD	1,315.42	REM LOCK & KEY ONTARIO CA	06/06/2019
228926	2200099541	05/30/2019	USD	225.00	RED WING BUSINESS ADVANTAGE DALLAS TX	06/04/2019
228927	2200099532	05/30/2019	USD	6,519.15	RMA GROUP RANCHO CUCAMONGA CA	06/04/2019
228928	2200099554	05/30/2019	USD	1,011.00	SAN BERNARDINO COUNTY SAN BERNARDINO CA	06/11/2019
228929	2200099567	05/30/2019	USD	59.00	SIGNATURE SCUBA RANCHO CUCAMONGA CA	06/17/2019

Bank		CITIZENS BUSINESS BANK		ONTARIO CA 917610000		
Bank Key		122234149				
Acct number		CHECK 231167641				
Check						
Check number from to	Payment	Pmnt date	Crcy	Amount paid (FC)	Recipient/void reason code	Enca./void
228930	2200099578	05/30/2019	USD	327.24	SO CALIF EDISON ROSEMEAD CA	06/05/2019
228931	2200099565	05/30/2019	USD	478.24	STAFFING NETWORK LLC ITASCA IL	06/04/2019
228932	2200099543	05/30/2019	USD	2,226.12	TELEDYNE INSTRUMENTS INC CHICAGO IL	06/03/2019
228933	2200099573	05/30/2019	USD	2,400.00	TENABLE INC COLUMBIA MD	06/04/2019
228934	2200099536	05/30/2019	USD	1,270.00	TETRA TECH INC DENVER CO	06/03/2019
228935	2200099569	05/30/2019	USD	11,000.00	TONY PAINTING GARDEN GROVE CA	06/06/2019
228936	2200099556	05/30/2019	USD	13,866.06	U S BANK ST LOUIS MO	06/07/2019
228937	2200099551	05/30/2019	USD	12,703.67	W A RASIC CONSTRUCTION CO INC LONG BEACH CA	06/04/2019
228938	2200099594	05/30/2019	USD	50.69	WARD, RYAN CHINO HILLS CA	06/04/2019
228939	2200099584	05/30/2019	USD	2,183.15	WESTERN DENTAL PLAN ORANGE CA	06/10/2019
228940	2200099588	05/30/2019	USD	25.00	WILCO LIFE INSURANCE COMPANY CHARLOTTE NC	06/10/2019
228941	2200099574	05/30/2019	USD	5,808.01	WORKSITE INTERNATIONAL INC PACIFIC GROVE CA	06/04/2019
228942	2200099591	05/30/2019	USD	109.35	ZIEGENBEIN, JEFF CHINO HILLS CA	
228943	2200099623	05/30/2019	USD	33,639.55	SKALAR INC BUFORD GA	
228944	2200099635	05/30/2019	USD	373.00	CAMPBELL, MICHAEL CHINO HILLS CA	06/10/2019
228945	2200099632	05/30/2019	USD	1,163.69	HOLGUIN, GABRIEL CHINO HILLS CA	06/07/2019
228946	2200099631	05/30/2019	USD	4,313.07	LONE STAR BLOWER INC S HOUSTON TX	06/10/2019
228947	2200099633	05/30/2019	USD	2,403.00	REED, MICHELLE CHINO HILLS CA	06/05/2019
228948	2200099630	05/30/2019	USD	132.98	SOUTH COAST AQMD LOS ANGELES CA	06/06/2019
228949	2200099634	05/30/2019	USD	2,666.64	TILLERY, IAN CHINO HILLS CA	06/06/2019
* Payment method Check			USD	4,079,136.21		

Total of all entries

Check Register  
CBB Disbursement Account-May 2019

06/19/2019 / 14:03:01  
User: CCAMPBRL  
Page: 11

Check number from to	Payment	Pmnt date	Crcy	Amount paid (FC)	Recipient/void reason code	Enca./void
**			USD	4,079,136.21		

# Attachment 2B

## Workers' Comp Checks

Inland Empire Util. Agency  
 Chino, CA  
 Company code 1000

Check Register  
 CBB Workers Comp Account-May 2019

06/19/2019 / 14:03:44  
 User: CCAMPBEL  
 Page: 1

Bank		CITIZENS BUSINESS BANK		ONTARIO CA 917610000		
Bank Key		122234149				
Acct number		WCOMP 231159290				
Checks created manually						
Check number from to	Payment	Pmnt date	Crcy	Amount paid (FC)	Recipient/void reason code	Enca./void
05129	2200099636	05/01/2019	USD	1,072.14	YORK RISK SERVICES GROUP INC RANCHO CUCAMONGA CA	05/07/2019
05130	2200099637	05/01/2019	USD	763.28	YORK RISK SERVICES GROUP INC RANCHO CUCAMONGA CA	05/06/2019
05131	2200099640	05/01/2019	USD	109.94	YORK RISK SERVICES GROUP INC RANCHO CUCAMONGA CA	05/08/2019
05132	2200099641	05/01/2019	USD	329.40	YORK RISK SERVICES GROUP INC RANCHO CUCAMONGA CA	05/06/2019
05133	2200099642	05/01/2019	USD	145.00	YORK RISK SERVICES GROUP INC RANCHO CUCAMONGA CA	05/06/2019
05134	2200099643	05/01/2019	USD	111.09	YORK RISK SERVICES GROUP INC RANCHO CUCAMONGA CA	05/06/2019
05135	2200099644	05/01/2019	USD	6.78	YORK RISK SERVICES GROUP INC RANCHO CUCAMONGA CA	05/06/2019
05136	2200099645	05/08/2019	USD	2.00	YORK RISK SERVICES GROUP INC RANCHO CUCAMONGA CA	05/14/2019
05137	2200099646	05/08/2019	USD	721.80	YORK RISK SERVICES GROUP INC RANCHO CUCAMONGA CA	05/13/2019
05138	2200099647	05/08/2019	USD	143.61	YORK RISK SERVICES GROUP INC RANCHO CUCAMONGA CA	05/13/2019
05139	2200099648	05/16/2019	USD	80.00	YORK RISK SERVICES GROUP INC RANCHO CUCAMONGA CA	05/20/2019
05140	2200099649	05/16/2019	USD	16.72	YORK RISK SERVICES GROUP INC RANCHO CUCAMONGA CA	05/20/2019
05141	2200099650	05/16/2019	USD	127.78	YORK RISK SERVICES GROUP INC RANCHO CUCAMONGA CA	05/20/2019
05142	2200099651	05/16/2019	USD	55.83	YORK RISK SERVICES GROUP INC RANCHO CUCAMONGA CA	05/20/2019
05143	2200099652	05/29/2019	USD	109.94	YORK RISK SERVICES GROUP INC RANCHO CUCAMONGA CA	05/20/2019
* Payment method Checks created manually			USD	3,795.31		



Total of all entries

Check Register  
CBB Workers Comp Account-May 2019

06/19/2019 / 14:03:44

User: CCAMPBRL

Page: 2

Check number from to	Payment	Pmnt date	Crcy	Amount paid (FC)	Recipient/void reason code	Enca./void
**			USD	3,795.31		

# Attachment 2C

## Vendor ACHs

Check	Payee / Description		Amount
ACH	AQUA BEN CORPORATION RP1-23,000 Lbs Hydrofloc 750E	38685	28,499.88
	DAFT-4,600 Lbs Hydrofloc 748E	38684	4,361.72
	AQUA BEN CORPORATION	\$	32,861.60
ACH	NAPA GENUINE PARTS COMPANY 75W140 Oil, Purple Power, Windshield Wash	3973-973078	382.31
	Core Deposit Refund	4584-277167	19.40
	NAPA GENUINE PARTS COMPANY	\$	362.91
ACH	SANTA ANA WATERSHED March 2019 Service	9492	97,015.83
	March 2019 Truck Discharge	9486	3,601.95
	SANTA ANA WATERSHED	\$	100,617.78
ACH	GENESIS CONSTRUCTION RP5-Submersible Mixers	18598105-PO	39,837.77
	GENESIS CONSTRUCTION	\$	39,837.77
ACH	CAROLLO ENGINEERS 4600002677-2/2019 Professional Services	0175577	27,525.80
	4600002677-1/2019 Professional Services	0174859	1,423.90
	EN17043/EN17110-2/2019-Professional Svcs	0175495	218,344.30
	CAROLLO ENGINEERS	\$	247,294.00
ACH	MCMASTER-CARR SUPPLY CO Screwdriver Set, L-Key Set	92626192	98.99
	Metal Conduit Adapters	92635628	171.05
	Cam and Groove Hose Coupling, Valve	92979546	342.87
	16 Rail Fittings	93032280	477.44
	Hole Saw, Strap Wrench	92696523	70.07
	MCMASTER-CARR SUPPLY CO	\$	1,160.42
ACH	PALM AUTO DETAIL INC 3/19 Carwash Svcs f/Agency Fleet Vehicle	19399-4	5,585.00
	PALM AUTO DETAIL INC	\$	5,585.00
ACH	INSIDE PLANTS INC FcltyMgt/Lab-4/19 Indoor Plant Care	74326	636.00
	INSIDE PLANTS INC	\$	636.00
ACH	SUNGARD AVAILABILITY SERVICES 4/19 Disaster Recovery Svc	152712160	4,152.00
	SUNGARD AVAILABILITY SERVICES	\$	4,152.00
ACH	GK & ASSOCIATES 46-2054-3/19 Prof Svcs	19-013	23,760.00
	46-2054-3/19 Prof Svcs	19-014	11,900.00

Check	Payee / Description		Amount
	GK & ASSOCIATES	\$	35,660.00
ACH	ELECTRO-CHEMICAL DEVICES, INC 3 Tube Assembly DPC80	68074	445.90
	ELECTRO-CHEMICAL DEVICES, INC	\$	445.90
ACH	EPI-USE AMERICA INC 3/2019 HCM Consulting	263907371	1,550.00
	EPI-USE AMERICA INC	\$	1,550.00
ACH	CALIFORNIA WATER TECHNOLOGIES Phills-18,050 lbs Ferric Chloride Soluti 35042		3,932.58
	CALIFORNIA WATER TECHNOLOGIES	\$	3,932.58
ACH	EVOQUA WATER TECHNOLOGIES LLC Replace Filter on Rental DI Tank	903957776	90.89
	EVOQUA WATER TECHNOLOGIES LLC	\$	90.89
ACH	ECOTECH SERVICES INC 3/19 Residential Home Pressure Regulatio 1406		6,360.25
	ECOTECH SERVICES INC	\$	6,360.25
ACH	U S BANK - PAYMENT PLUS 101945 FLORENCE FILTER CORP      2200098547      2,283.69 100163 J G TUCKER & SON INC      2200097930      68.71 100150 HARRINGTON INDUSTRIAL PLASTICS LL      2200098082      2,556.23 100319 MISSION REPROGRAPHICS      2200098090      1,528.67 100951 POLYDYNE INC      2200098101      2,435.62 107432 PMC ENGINEERING LLC      2200098151      1,696.72 100150 HARRINGTON INDUSTRIAL PLASTICS LL      2200098319      470.52 101706 CALOLYMPIC SAFETY      2200098320      360.19 100150 HARRINGTON INDUSTRIAL PLASTICS LL      2200098430      4,727.86 100319 MISSION REPROGRAPHICS      2200098431      5,050.91 104896 WESTERN WATER WORKS SUPPLY CO      2200098432      688.09 100275 VWR INTERNATIONAL LLC      2200097632      185.36 100150 HARRINGTON INDUSTRIAL PLASTICS LL      2200098546      3,564.44		
	U S BANK - PAYMENT PLUS	\$	25,617.01
ACH	AMAZON BUSINESS Commercial Ice Maker Machine      14X6-FV1P-Q7G      199.95 White Board,AC Charger Cord      1XGF-N6G3-4VH      275.82		
	AMAZON BUSINESS	\$	475.77
ACH	CRAYON SOFTWARE EXPERTS LLC Microsoft Visio Licenses Online	3013810	6,182.40
	CRAYON SOFTWARE EXPERTS LLC	\$	6,182.40
ACH	SOLAR STAR CALIFORNIA V LLC RP1-3/1-3/31 2450 Phila St      E02M0616-2688      3,557.03 RP1-3/1-3/31 2450 Phila St      E02M0615-2688      19,422.42 RP5/TP5/HQA/B-3/1-3/31 6075 Kimball Ave      E02M0614-2688      19,717.70		

Check	Payee / Description	Amount
	SOLAR STAR CALIFORNIA V LLC \$	42,697.15
ACH	PREFERRED BENEFIT INSURANCE 4/19 Agency Dental Plan EIA27853	17,462.00
	PREFERRED BENEFIT INSURANCE \$	17,462.00
ACH	ICMA RETIREMENT TRUST 457 P/R 10 5/10/19 Deferred Comp Ded HR 0078200	19,585.51
	ICMA RETIREMENT TRUST 457 \$	19,585.51
ACH	LINCOLN NATIONAL LIFE INS CO P/R 10 5/10/19 Deferred Comp Ded HR 0078200	22,049.28
	LINCOLN NATIONAL LIFE INS CO \$	22,049.28
ACH	ICMA RETIREMENT TRUST 401 P/R 10 5/10/19 Deferred Comp Ded HR 0078200	5,655.81
	ICMA RETIREMENT TRUST 401 \$	5,655.81
ACH	AQUA BEN CORPORATION RP1-23,000 Lbs Hydrofloc 750E 38721 28,499.88 DAFT-4,600 Lbs Hydrofloc 748E 38720 4,361.72	
	AQUA BEN CORPORATION \$	32,861.60
ACH	NAPA GENUINE PARTS COMPANY Battery, Core Charge 4584-276712	152.08
	NAPA GENUINE PARTS COMPANY \$	152.08
ACH	ROYAL INDUSTRIAL SOLUTIONS 12 Power Supplys 6046-667313 6,463.60 Wire 6046-668997 779.04 Couplings 6046-669115 94.27 Cord Connectors, Flex Connectors, Hubs, Cov 6046-668898 40.38 Ethernet Switches 6046-669167 300.95 Motor Lead Pigtail Splice Kits 6046-669113 1,202.23 VFD, Keypad, Cable 6046-668926 2,155.97 Heaters 6046-669218 126.28 Ethernet Switches 6046-669322 300.95 Covers 6046-669314 21.79 Westinghouse Locks 6046-669213 330.22 Wire, Hole Cutter Set, Crimping Tool 6046-669007 253.81	
	ROYAL INDUSTRIAL SOLUTIONS \$	12,069.49
ACH	UNIVAR USA INC TP1-12,792 Lbs Sodium Bisulfite LA716159 2,982.82 RP5-13,143 Lbs Sodium Bisulfite LA715433 3,064.51	
	UNIVAR USA INC \$	6,047.33
ACH	WAXIE SANITARY SUPPLY Towels, Bleach, Liners, Toilet Paper, Soaps, 78196660	3,196.73

Check	Payee / Description		Amount
	WAXIE SANITARY SUPPLY	\$	3,196.73
ACH	WESTERN ANALYTICAL LABORATORIE		
	Industrial Wastewater Test	7898	2,133.00
	Industrial Wastewater Test	7823	1,864.80
	Industrial Wastewater Test	8379	964.80
	Industrial Wastewater Test	8305	742.50
	Industrial Wastewater Test	8054	3,352.50
	Industrial Wastewater Test	7725	3,868.20
	Industrial Wastewater Test	7946	2,663.10
	WESTERN ANALYTICAL LABORATORIE\$		15,588.90
ACH	ACCUSTANDARD INC		
	Custom Method,Purgeables	896547	780.06
	ACCUSTANDARD INC	\$	780.06
ACH	CAROLLO ENGINEERS		
	EN19001/EN19006-3/2019 Professional Svcs	0176159	26,741.00
	EN19051-3/2019 Professional Svcs	0176478	3,599.70
	EN24001/EN24002-3/2019 Professional Svcs	0176160	64,406.22
	4600002677-3/2019 Professional Services	0176480	23,037.37
	CAROLLO ENGINEERS	\$	117,784.29
ACH	MCMASTER-CARR SUPPLY CO		
	Conveyor Roller	93556580	616.98
	Garden Hose,Torch Lighter,Hose Fitting W	90291129	247.81
	SS Concrete Anchor, Stud Finder	90275348	245.32
	Slide Bolt,Steel Chain,Wire,Eyebolt with	90275347	481.46
	Timer Switch,Wet Location Light	90291130	119.21
	S Hooks, Eyebolts with Nut	90291131	163.28
	8 Panel Lights,8 Red Lens Caps	93346034	277.82
	20 Panel Lights	93346033	201.68
	12 V-Belts	93421895	212.76
	Strut Channel Brackets,Pipe Fittings	93980829	362.75
	Clip On Hex Nuts	93583765	26.80
	MCMASTER-CARR SUPPLY CO	\$	2,955.87
ACH	INDUSTRIAL SUPPLY CO		
	Nuts,Bolts	99776	57.95
	INDUSTRIAL SUPPLY CO	\$	57.95
ACH	AUTOMATED GATE SERVICES INC		
	Replace Loop Detector	133465	196.50
	AUTOMATED GATE SERVICES INC	\$	196.50
ACH	STRADLING YOCCA CARLSON & RAUT		
	EN19001-3/2019 Professional Services	353037-0033	288.00
	STRADLING YOCCA CARLSON & RAUT\$		288.00
ACH	SCHNEIDER ELECTRIC SYSTEMS INC		
	Control Processor	93930532	2,693.75

Check	Payee / Description	Amount
	SCHNEIDER ELECTRIC SYSTEMS INC\$	2,693.75
ACH	O S T S INC 4/3,10,17,24 CPR/First Aid/AED/BBP Class 50220 4/11 Confined Space Entry Training f/6 50295	3,400.00 750.00 -----
	O S T S INC \$	4,150.00
ACH	CS-AMSCO 4/9/19,4/10/19 AUMA Electric Actuator Tr 14653 Evaluation Fee 14635 Bushings,Gasket,O-Rings 14647	1,200.00 660.88 1,710.43 -----
	CS-AMSCO \$	3,571.31
ACH	OLIN CORP TP1-4,924 Gals Sodium Hypochlorite 2668757 TP1-4,952 Gals Sodium Hypochlorite 2664915 TP1-4,930 Gals Sodium Hypochlorite 2666925 TP1-4,796 Gals Sodium Hypochlorite 2665908 TP1-4,902 Gals Sodium Hypochlorite 2665602 RP4-4,948 Gals Sodium Hypochlorite 2664916 RP4-4,954 Gals Sodium Hypochlorite 2666926 TP1-4,962 Gals Sodium Hypochlorite 2667318 TP1-4,970 Gals Sodium Hypochlorite 2667881 TP1-4,920 Gals Sodium Hypochlorite 2664559 TP1-4,928 Gals Sodium Hypochlorite 2668323	3,811.18 3,832.85 3,815.82 4,019.05 3,794.15 3,829.75 3,834.40 3,840.59 3,846.78 3,808.08 3,814.27 -----
	OLIN CORP \$	42,246.92
ACH	GK & ASSOCIATES 46-2054-3/19 Prof Svcs 19-016 46-2054-3/19 Prof Svcs 19-015	11,200.00 29,040.00 -----
	GK & ASSOCIATES \$	40,240.00
ACH	RUSSELL SIGLER INC Motors,Fan Props,Contactors,Run Caps INV-BRE190122	728.26 -----
	RUSSELL SIGLER INC \$	728.26
ACH	ALTA FOODCRAFT COFFEE HQB-Coffee 51907626 HQA-Coffee 51907625 WRHS-Coffee,Splenda,Cocoa,Filters,Stirre 51907627	193.70 257.70 134.83 -----
	ALTA FOODCRAFT COFFEE \$	586.23
ACH	SIEMENS INDUSTRY INC Motion Failure Alarms 5603325905	1,596.86 -----
	SIEMENS INDUSTRY INC \$	1,596.86
ACH	DOWNS ENERGY RP1-158.30 Gals Dyed Diesel Fuel 0248788-IN	495.94 -----
	DOWNS ENERGY \$	495.94
ACH	ELECTRO-CHEMICAL DEVICES, INC	

Check	Payee / Description	Amount
	4 CL2 Digital Sensor with Flange 68124	7,556.50
	ELECTRO-CHEMICAL DEVICES, INC \$	7,556.50
ACH	CALIFORNIA WATER TECHNOLOGIES PhillS-17,835 lbs Ferric Chloride Soluti 35102 CCWRP-16,128 lbs Ferric Chloride Solutio 35095	3,885.70 3,513.77
	CALIFORNIA WATER TECHNOLOGIES \$	7,399.47
ACH	PRIORITY BUILDING SERVICES LLC March 2019 Janitorial Service 63522 March 2019 Lab Janitorial Service 63524	17,940.25 3,261.54
	PRIORITY BUILDING SERVICES LLC\$	21,201.79
ACH	AMAZON BUSINESS 12 Pair Red Ninja Flex Gloves 1NNR-JLVK-K4F 5 Gallon Glass Carboys 1CTK-6RW9-LQF 2 Plastic Condensing Unit Pad 1Q41-WWPW-YDN	30.25 378.78 119.84
	AMAZON BUSINESS \$	528.87
ACH	ALL CAL EQUIPMENT SERVICES INC 4/9/2019 Annual Vehicle Certifications 56632	8,835.00
	ALL CAL EQUIPMENT SERVICES INC\$	8,835.00
ACH	THATCHER ENGINEERING & ASSOC DL37145-1/16-4/9 Prof Svcs 3879	1,505.00
	THATCHER ENGINEERING & ASSOC \$	1,505.00
ACH	SHELL ENERGY NORTH AMERICA LP 3/19 Gas Cmmdty-Core,1/19 Adj 1100002880303	8,552.83
	SHELL ENERGY NORTH AMERICA LP \$	8,552.83
ACH	IEUA EMPLOYEES' ASSOCIATION P/R DIR 5 5/10/19 Employee Ded HR 0078100 P/R 10 5/10/19 Employee Ded HR 0078200	12.00 228.00
	IEUA EMPLOYEES' ASSOCIATION \$	240.00
ACH	IEUA SUPERVISORS UNION ASSOCIA P/R 10 5/10/19 Employee Ded HR 0078200	330.00
	IEUA SUPERVISORS UNION ASSOCIA\$	330.00
ACH	IEUA GENERAL EMPLOYEES ASSOCIA P/R 10 5/10/19 Employee Ded HR 0078200	1,081.60
	IEUA GENERAL EMPLOYEES ASSOCIA\$	1,081.60
ACH	IEUA PROFESSIONAL EMPLOYEES AS P/R 10 5/10/19 Employee Ded HR 0078200	510.00
	IEUA PROFESSIONAL EMPLOYEES AS\$	510.00



Check	Payee / Description		Amount
ACH	DISCOVERY BENEFITS INC P/R 10 5/10/19 Cafeteria Plan	HR 0078200	4,037.40
	DISCOVERY BENEFITS INC	\$	4,037.40
ACH	PATRICK W HUNTER P/R 10 5/10/19	HR 0078200	248.50
	PATRICK W HUNTER	\$	248.50
ACH	AQUA BEN CORPORATION RP1-23,000 Lbs Hydrofloc 750E DAFT-4,600 Lbs Hydrofloc 748E	38775 38774	28,499.88 4,361.72
	AQUA BEN CORPORATION	\$	32,861.60
ACH	ROYAL INDUSTRIAL SOLUTIONS Connectors, Plugs Overload Relay, Control Transformer, Fuse Struts, Vinyl Tape, Spring Nuts, Cord Conne Photocells	6046-669397 6046-669290 6046-669425 6046-668955	1,028.90 236.89 1,884.70 278.29
	ROYAL INDUSTRIAL SOLUTIONS	\$	3,428.78
ACH	UNIVAR USA INC TP1-12,628 Lbs Sodium Bisulfite	LA719397	2,944.38
	UNIVAR USA INC	\$	2,944.38
ACH	WEST VALLEY MOSQUITO AND 9/18 Midge Control f/Recharge Basins	2415	11,901.33
	WEST VALLEY MOSQUITO AND	\$	11,901.33
ACH	WESTERN ANALYTICAL LABORATORIE Industrial Wastewater Test	8460	47.70
	WESTERN ANALYTICAL LABORATORIE\$		47.70
ACH	AMERICAN COMPRESSOR CO 3 Air Filters	190336-P	116.18
	AMERICAN COMPRESSOR CO	\$	116.18
ACH	TRI STATE ENVIRONMENTAL 4/19 CCWRP Underground Storage Tank Insp 9974		150.00
	TRI STATE ENVIRONMENTAL	\$	150.00
ACH	WESTERN MUNICIPAL WATER DISTRI 2/27 Water Reliability Investments Lnchn IN10915		712.74
	WESTERN MUNICIPAL WATER DISTRI\$		712.74
ACH	CAROLLO ENGINEERS EN17043/EN17110-3/2019-Professional Srvs 0176479		236,767.30
	CAROLLO ENGINEERS	\$	236,767.30

Check	Payee / Description	Amount
ACH	MCMASTER-CARR SUPPLY CO Low Humidity Desiccant Bags 94251417 2 Drain Pipe Plugs 93980830 Open Top Storage Bag, Eyeless Round Slin 94298166 MCMASTER-CARR SUPPLY CO \$	361.63 55.22 318.23 --- 735.08
ACH	PARSONS WATER & INFRASTRUCTURE EN19001/EN19006-3/2-4/5 Prof Svcs 1904B705 PARSONS WATER & INFRASTRUCTURE\$	950,262.95 --- 950,262.95
ACH	HACH COMPANY Inv-Controllers 11429505 HACH COMPANY \$	9,176.31 --- 9,176.31
ACH	NATIONAL CONSTRUCTION RENTALS 4/16/19-5/16/19 Potty/Handicap Potty/Sin 5348974 RP1-4/16/19 Potty,Handicap Potty,Handwas 5345853 NATIONAL CONSTRUCTION RENTALS \$	994.80 549.53 --- 1,544.33
ACH	PEST OPTIONS INC April 2019 GWR Weed Abatement Services 323614 April 2019 Weed Abatement Services 323537 PEST OPTIONS INC \$	8,274.82 4,005.00 --- 12,279.82
ACH	SUNGARD AVAILABILITY SERVICES 6/19 Disaster Recovery Svc 152716181 SUNGARD AVAILABILITY SERVICES \$	4,152.00 --- 4,152.00
ACH	OLIN CORP TP1-4,844 Gals Sodium Hypochlorite 2671571 TP1-4,906 Gals Sodium Hypochlorite 2671107 TP1-4,932 Gals Sodium Hypochlorite 2670866 TP1-4,908 Gals Sodium Hypochlorite 2670405 TP1-4,940 Gals Sodium Hypochlorite 2669838 OLIN CORP \$	3,749.26 3,797.24 3,817.37 3,798.79 3,823.56 --- 18,986.22
ACH	DAVE'S PLUMBING 1 Water Softener Removal 5/2019 5217 2 Water Softener Removal 4/2019 5216 DAVE'S PLUMBING \$	245.00 500.00 --- 745.00
ACH	KAMBRIAN CORPORATION Power BI for Cyber Security Reporting KINV2873 IS19009-OLP GOVT SYS CTR DATACTR CORE LI KINV2945 KAMBRIAN CORPORATION \$	1,284.36 10,419.52 --- 11,703.88
ACH	CALIFORNIA WATER TECHNOLOGIES RP1-16,464 lbs Ferric Chloride Solution 35209 RP1-17,437 lbs Ferric Chloride Solution 35208 PhilLS-16,984 lbs Ferric Chloride Soluti 35137	3,587.06 3,799.02 3,700.37

Check	Payee / Description	Amount
	CALIFORNIA WATER TECHNOLOGIES \$	11,086.45
ACH	ARCADIS U.S., INC. WR18028-2/2019 Professional Services 0969531	38,816.10
	ARCADIS U.S., INC. \$	38,816.10
ACH	VELODYNE Needle Throttle Valve,Orifice,O-Rings 0000021988	772.90
	VELODYNE \$	772.90
ACH	TRIBOLOGIK CORPORATION Oil Analysis 56197	420.00
	Oil Analysis 55888	240.00
	Oil Analysis 55887	240.00
	Oil Analysis 55886	450.00
	Oil Analysis 55639	60.00
	Oil Analysis 56196	120.00
	TRIBOLOGIK CORPORATION \$	1,530.00
ACH	AMAZON BUSINESS Colored Pencils,Sketch Roll,Markers,T-Sq 17N9-1QTQ-YJV	107.33
	Flashlights,Batteries 1KGN-VVXC-6XC	88.39
	AMAZON BUSINESS \$	195.72
ACH	AMERICAN OFFICE PROFESSIONALS Service Call HP600/M601 (\$89.95 labor) 2101	89.95
	AMERICAN OFFICE PROFESSIONALS \$	89.95
ACH	DISCOVERY BENEFITS INC April 2019 Admin Fees 0001008940-IN	213.75
	DISCOVERY BENEFITS INC \$	213.75
ACH	ELIE, STEVE MlgReim-4/19 Meetings-Elie,S MLG 4/19	179.05
	ELIE, STEVE \$	179.05
ACH	HALL, JASMIN MlgReim-4/19 Meetings-Hall,J MLG 4/19A	206.54
	MlgReim-4/19 Meetings-Hall,J MLG 4/19B	155.21
	HALL, JASMIN \$	361.75
ACH	PARKER, KATI MlgReim-4/19 Meetings-Parker,K MLG 4/19	158.34
	PARKER, KATI \$	158.34
ACH	ICMA RETIREMENT TRUST 457 P/R 11 5/24/19 Deferred Comp Ded HR 0078300	19,559.36
	ICMA RETIREMENT TRUST 457 \$	19,559.36

Check	Payee / Description	Amount
ACH	LINCOLN NATIONAL LIFE INS CO P/R 11 5/24/19 Deferred Comp Ded	HR 0078300 21,981.67
	LINCOLN NATIONAL LIFE INS CO	\$ 21,981.67
ACH	ICMA RETIREMENT TRUST 401 P/R 11 5/24/19 Deferred Comp Ded	HR 0078300 5,646.90
	ICMA RETIREMENT TRUST 401	\$ 5,646.90
ACH	AQUA BEN CORPORATION RP1-23,000 Lbs Hydrofloc 750E DAFT-4,600 Lbs Hydrofloc 748E	38807 28,499.88 38806 4,361.72
	AQUA BEN CORPORATION	\$ 32,861.60
ACH	CHARLES P CROWLEY CO Titanium External Feed Pipe	25783 1,732.46
	CHARLES P CROWLEY CO	\$ 1,732.46
ACH	NAPA GENUINE PARTS COMPANY Lucas Red Tacky, Combo Ball Mount	4584-278090 234.91
	NAPA GENUINE PARTS COMPANY	\$ 234.91
ACH	ROYAL INDUSTRIAL SOLUTIONS Conduit Benders	6046-667587 12,410.93
	ROYAL INDUSTRIAL SOLUTIONS	\$ 12,410.93
ACH	UNIVAR USA INC PradoLS-13,796 Lbs Sodium Bisulfite PradoLS-12,983 Lbs Sodium Bisulfite RP5-12,372 Lbs Sodium Bisulfite TP1-12,235 Lbs Sodium Bisulfite PradoLS-12,640 Lbs Sodium Bisulfite	LA712457 3,216.89 LA716038 3,027.27 LA720332 2,884.76 LA720636 2,852.92 LA721345 2,947.26
	UNIVAR USA INC	\$ 14,929.10
ACH	R F MACDONALD RP2 Burnham Boiler#2 Port Installations	275611 4,820.00
	R F MACDONALD	\$ 4,820.00
ACH	MCMaster-CARR SUPPLY CO 5 Vibration Resistant Pressure Gauges SS Tubing	95287220 289.62 94917176 504.67
	MCMaster-CARR SUPPLY CO	\$ 794.29
ACH	INLAND EMPIRE REGIONAL 4/19 Biosolids	90024057 341,988.08
	INLAND EMPIRE REGIONAL	\$ 341,988.08
ACH	HACH COMPANY EP19002-Clngg Sltn, Rgnt F/Amtx Anlyzr, N 11435165	558.56

Check	Payee / Description	Amount
	EP19002-Clnng Slntn,Rgnt F/Amtx Anlyzr,N 11437075	437.66
	EP19002-Membrane Caps 11437937	68.64
	EP19002-Electrolyte F/Amtax Analyzer 11440757	56.39
	HACH COMPANY \$	1,121.25
ACH	INNOVATIVE FEDERAL STRATEGIES 5/19 Prof Svcs 052019	8,000.00
	INNOVATIVE FEDERAL STRATEGIES \$	8,000.00
ACH	NATIONAL CONSTRUCTION RENTALS HQA/B-4/18/19 Earth Day Potty,Handwash S 5349788	500.00
	RP1-4/25/19-5/22/19 Toilet,Handwash 5356099	211.55
	NATIONAL CONSTRUCTION RENTALS \$	711.55
ACH	RSD Contactors, Capacitors 55300359-00	303.21
	Contactors 55300391-00	53.32
	Contactors, Disconnect, Spades, Rings 55300546-00	238.47
	RSD \$	595.00
ACH	STANEK CONSTRUCTORS INC EN14042-4/19 Pay Est 4 PE 4-EN14042	226,805.57
	STANEK CONSTRUCTORS INC \$	226,805.57
ACH	OLIN CORP TP1-4,966 Gals Sodium Hypochlorite 2673054	3,843.68
	RP4-4,922 Gals Sodium Hypochlorite 2673056	3,809.63
	TP1-4,794 Gals Sodium Hypochlorite 2673537	4,017.37
	TP1-4,978 Gals Sodium Hypochlorite 2674388	3,852.97
	TP1-4,870 Gals Sodium Hypochlorite 2674925	3,769.38
	TP1-4,834 Gals Sodium Hypochlorite 2674924	3,741.52
	OLIN CORP \$	23,034.55
ACH	ADVANCED ENVIRONMENTAL COMPLIA Various Odor Control Study 7551	1,014.55
	ADVANCED ENVIRONMENTAL COMPLIA\$	1,014.55
ACH	KAMBRIAN CORPORATION ISS-Agent WS 1 Yr Sub Pub Sect Upfront B 18030	243.50
	KAMBRIAN CORPORATION \$	243.50
ACH	TIEGS, KATHLEEN 5/2/19 Policy Cmmtt Fee-Tiegs,K RPC-5/2/19	100.00
	TIEGS, KATHLEEN \$	100.00
ACH	CALIFORNIA WATER TECHNOLOGIES Phills-16,638 lbs Ferric Chloride Soluti 35164	3,624.98
	RP1-17,688 lbs Ferric Chloride Solution 35210	3,853.80
	RP1-17,732 lbs Ferric Chloride Solution 35201	3,863.32

Check	Payee / Description	Amount
	CALIFORNIA WATER TECHNOLOGIES \$	11,342.10
ACH	FERREIRA COASTAL CONSTRUCTION	
	WR15021-4/19 Pay Est 6      PE 6-WR15021	70,300.00
	EN19015-4/19 Pay Est 3      PE 3-EN19015	65,504.27
	FERREIRA COASTAL CONSTRUCTION \$	135,804.27
ACH	AMAZON BUSINESS	
	4 Composite Notebooks, 8 SS Tube Fitting      14VC-WFJK-FFV	78.13
	Brass Compression Tube Fitting      1PYC-N6YQ-1NT	43.86
	AMAZON BUSINESS \$	121.99
ACH	AMERICAN OFFICE PROFESSIONALS	
	Service Call HP600/M603 (\$89.95 labor)      2123	89.95
	AMERICAN OFFICE PROFESSIONALS \$	89.95
ACH	CDM CONSTRUCTORS INC	
	EN13016.03-4/19 Pay Est 15      PE 15-EN13016	149,224.72
	EN13016.04-4/19 Pay Est 19      PE 19-EN13016	9,666.25
	CDM CONSTRUCTORS INC \$	158,890.97
ACH	BEST CONTRACTING SERVICES INC	
	EN19037-4/19 Pay Est 4      PE 4-EN19037	102,587.52
	BEST CONTRACTING SERVICES INC \$	102,587.52
ACH	T E ROBERTS INC	
	EN14043-4/19 Pay Est 4      PE 4-EN14043	100,373.48
	T E ROBERTS INC \$	100,373.48
ACH	REDWOOD ENERGY STORAGE II LLC	
	3/7-4/7/19 RP4 Energy Storage System Mgm 1	27,708.33
	REDWOOD ENERGY STORAGE II LLC \$	27,708.33
ACH	IEUA EMPLOYEES' ASSOCIATION	
	P/R 11 5/24/19 Employee Ded      HR      0078300	228.00
	IEUA EMPLOYEES' ASSOCIATION \$	228.00
ACH	IEUA SUPERVISORS UNION ASSOCIA	
	P/R 11 5/24/19 Employee Ded      HR      0078300	330.00
	IEUA SUPERVISORS UNION ASSOCIA\$	330.00
ACH	IEUA GENERAL EMPLOYEES ASSOCIA	
	P/R 11 5/24/19 Employee Ded      HR      0078300	1,081.60
	IEUA GENERAL EMPLOYEES ASSOCIA\$	1,081.60
ACH	IEUA PROFESSIONAL EMPLOYEES AS	
	P/R 11 5/24/19 Employee Ded      HR      0078300	510.00
	IEUA PROFESSIONAL EMPLOYEES AS\$	510.00

Check	Payee / Description	Amount
ACH	DISCOVERY BENEFITS INC P/R 11 5/24/19 Cafeteria Plan	HR 0078300 4,037.40
	DISCOVERY BENEFITS INC	\$ 4,037.40
ACH	PATRICK W HUNTER P/R 11 5/24/19	HR 0078300 248.50
	PATRICK W HUNTER	\$ 248.50
ACH	ELIE, STEVE Elie,S-ExpRpt-5/7-5/9/19 ACWA Conf	5/7/19 ACWA 922.12
	ELIE, STEVE	\$ 922.12
ACH	HALL, JASMIN Hall,J-ExpRpt-5/7-5/9/19 ACWA Conf Reim-5/6/19 MWD Legacy Service Award Eve	5/7/19 ACWA 848.08 5/6 MWD PARKI 15.00
	HALL, JASMIN	\$ 863.08
ACH	OLIN CORP CCWRP-3,018 Gals Sodium Hypochlorite RP5-4,924 Gals Sodium Hypochlorite CCWRP-4,966 Gals Sodium Hypochlorite CCWRP-4,906 Gals Sodium Hypochlorite RP5-4,852 Gals Sodium Hypochlorite CCWRP-3,030 Gals Sodium Hypochlorite RP5-4,882 Gals Sodium Hypochlorite RP5-4,960 Gals Sodium Hypochlorite CCWRP-4,958 Gals Sodium Hypochlorite CCWRP-3,000 Gals Sodium Hypochlorite RP5-4,920 Gals Sodium Hypochlorite CCWRP-3,022 Gals Sodium Hypochlorite CCWRP-3,014 Gals Sodium Hypochlorite RP5-4,912 Gals Sodium Hypochlorite RP5-4,858 Gals Sodium Hypochlorite CCWRP-3,000 Gals Sodium Hypochlorite CCWRP-3,026 Gals Sodium Hypochlorite CCWRP-3,006 Gals Sodium Hypochlorite RP5-4,998 Gals Sodium Hypochlorite CCWRP-3,022 Gals Sodium Hypochlorite RP5-4,846 Gals Sodium Hypochlorite	2660935 2,529.08 2654962 3,811.18 2657606 3,843.68 2659395 3,797.24 2660934 3,755.45 2674016 2,539.14 2673538 3,778.67 2673055 3,839.04 2672274 3,837.49 2670867 2,514.00 2669839 3,808.08 2669333 2,532.44 2667882 2,525.73 2667319 3,801.89 2666924 3,760.09 2666433 2,514.00 2665348 2,535.79 2667880 2,519.03 2664560 3,868.45 2662752 2,532.44 2661582 3,750.80
	OLIN CORP	\$ 68,393.71
ACH	OLIN CORP RP4-4,914 Gals Sodium Hypochlorite	2669837 3,803.44
	OLIN CORP	\$ 3,803.44
ACH	ESTRADA, JIMMIE J Reim Monthly Health Prem	HEALTH PREM 511.48
	ESTRADA, JIMMIE J	\$ 511.48
ACH	LICHTI, ALICE Reim Monthly Health Prem	HEALTH PREM 187.74

Check	Payee / Description	Amount
	LICHTI, ALICE	\$ 187.74
ACH	MORASSE, EDNA Reim Monthly Health Prem	HEALTH PREM 187.74
	MORASSE, EDNA	\$ 187.74
ACH	NOWAK, THEO T Reim Monthly Health Prem	HEALTH PREM 511.48
	NOWAK, THEO T	\$ 511.48
ACH	SONNENBURG, ILSE Reim Monthly Health Prem	HEALTH PREM 187.74
	SONNENBURG, ILSE	\$ 187.74
ACH	DYKSTRA, BETTY Reim Monthly Health Prem	HEALTH PREM 187.74
	DYKSTRA, BETTY	\$ 187.74
ACH	TORRES, ROBERT G Reim Monthly Health Prem	HEALTH PREM 187.74
	TORRES, ROBERT G	\$ 187.74
ACH	MUELLER, CAROLYN Reim Monthly Health Prem	HEALTH PREM 187.74
	MUELLER, CAROLYN	\$ 187.74
ACH	GRIFFIN, GEORGE Reim Monthly Health Prem	HEALTH PREM 187.74
	GRIFFIN, GEORGE	\$ 187.74
ACH	CANADA, ANGELA Reim Monthly Health Prem	HEALTH PREM 187.74
	CANADA, ANGELA	\$ 187.74
ACH	CUPERSMITH, LEIZAR Reim Monthly Health Prem	HEALTH PREM 187.74
	CUPERSMITH, LEIZAR	\$ 187.74
ACH	DELGADO-ORAMAS JR, JOSE Reim Monthly Health Prem	HEALTH PREM 323.74
	DELGADO-ORAMAS JR, JOSE	\$ 323.74
ACH	GRANGER, BRANDON Reim Monthly Health Prem	HEALTH PREM 161.87
	GRANGER, BRANDON	\$ 161.87
ACH	GADDY, CHARLES L	



Check	Payee / Description		Amount
	Reim Monthly Health Prem	HEALTH PREM	161.87
	GADDY, CHARLES L	\$	161.87
ACH	BAKER, CHRIS Reim Monthly Health Prem	HEALTH PREM	25.87
	BAKER, CHRIS	\$	25.87
ACH	WEBB, DANNY C Reim Monthly Health Prem	HEALTH PREM	136.00
	WEBB, DANNY C	\$	136.00
ACH	HUMPHREYS, DEBORAH E Reim Monthly Health Prem	HEALTH PREM	161.87
	HUMPHREYS, DEBORAH E	\$	161.87
ACH	MOUAT, FREDERICK W Reim Monthly Health Prem	HEALTH PREM	161.87
	MOUAT, FREDERICK W	\$	161.87
ACH	MORGAN, GARTH W Reim Monthly Health Prem	HEALTH PREM	136.00
	MORGAN, GARTH W	\$	136.00
ACH	ALLINGHAM, JACK Reim Monthly Health Prem	HEALTH PREM	25.87
	ALLINGHAM, JACK	\$	25.87
ACH	MAZUR, JOHN Reim Monthly Health Prem	HEALTH PREM	476.19
	MAZUR, JOHN	\$	476.19
ACH	RUDDER, LARRY Reim Monthly Health Prem	HEALTH PREM	25.87
	RUDDER, LARRY	\$	25.87
ACH	HAMILTON, MARIA Reim Monthly Health Prem	HEALTH PREM	136.00
	HAMILTON, MARIA	\$	136.00
ACH	PICENO, TONY Reim Monthly Health Prem	HEALTH PREM	187.74
	PICENO, TONY	\$	187.74
ACH	RAMOS, CAROL Reim Monthly Health Prem	HEALTH PREM	25.87
	RAMOS, CAROL	\$	25.87

Check	Payee / Description	Amount
ACH	FISHER, JAY Reim Monthly Health Prem	HEALTH PREM 136.00
	FISHER, JAY	\$ 136.00
ACH	KING, PATRICK Reim Monthly Health Prem	HEALTH PREM 25.87
	KING, PATRICK	\$ 25.87
ACH	HOWARD, ROBERT JAMES Reim Monthly Health Prem	HEALTH PREM 25.87
	HOWARD, ROBERT JAMES	\$ 25.87
ACH	DIETZ, JUDY Reim Monthly Health Prem	HEALTH PREM 136.00
	DIETZ, JUDY	\$ 136.00
ACH	DAVIS, GEORGE Reim Monthly Health Prem	HEALTH PREM 25.87
	DAVIS, GEORGE	\$ 25.87
ACH	MONZAVI, TAGHI Reim Monthly Health Prem	HEALTH PREM 25.87
	MONZAVI, TAGHI	\$ 25.87
ACH	PETERSEN, KENNETH Reim Monthly Health Prem	HEALTH PREM 187.74
	PETERSEN, KENNETH	\$ 187.74
ACH	TRAUTERMAN, HELEN Reim Monthly Health Prem	HEALTH PREM 187.74
	TRAUTERMAN, HELEN	\$ 187.74
ACH	TIEGS, KATHLEEN Reim Monthly Health Prem	HEALTH PREM 942.38
	TIEGS, KATHLEEN	\$ 942.38
ACH	DIGGS, GEORGE Reim Monthly Health Prem	HEALTH PREM 511.48
	DIGGS, GEORGE	\$ 511.48
ACH	HAYES, KENNETH Reim Monthly Health Prem	HEALTH PREM 511.48
	HAYES, KENNETH	\$ 511.48
ACH	HUNTON, STEVE Reim Monthly Health Prem	HEALTH PREM 161.87
	HUNTON, STEVE	\$ 161.87

Check	Payee / Description		Amount
-------	---------------------	--	--------

ACH	RODRIGUEZ, LOUIS Reim Monthly Health Prem	HEALTH PREM	161.87
	RODRIGUEZ, LOUIS	\$	161.87
ACH	VARBEL, VAN Reim Monthly Health Prem	HEALTH PREM	476.19
	VARBEL, VAN	\$	476.19
ACH	CLIFTON, NEIL Reim Monthly Health Prem	HEALTH PREM	335.19
	CLIFTON, NEIL	\$	335.19
ACH	WELLMAN, JOHN THOMAS Reim Monthly Health Prem	HEALTH PREM	618.64
	WELLMAN, JOHN THOMAS	\$	618.64
ACH	SPEARS, SUSAN Reim Monthly Health Prem	HEALTH PREM	25.87
	SPEARS, SUSAN	\$	25.87
ACH	TROXEL, WYATT Reim Monthly Health Prem	HEALTH PREM	187.74
	TROXEL, WYATT	\$	187.74
ACH	CORLEY, WILLIAM Reim Monthly Health Prem	HEALTH PREM	476.19
	CORLEY, WILLIAM	\$	476.19
ACH	CALLAHAN, CHARLES Reim Monthly Health Prem	HEALTH PREM	25.87
	CALLAHAN, CHARLES	\$	25.87
ACH	LESNIAKOWSKI, NORBERT Reim Monthly Health Prem	HEALTH PREM	187.74
	LESNIAKOWSKI, NORBERT	\$	187.74
ACH	VER STEEG, ALLEN J Reim Monthly Health Prem	HEALTH PREM	482.34
	VER STEEG, ALLEN J	\$	482.34
ACH	HACKNEY, GARY Reim Monthly Health Prem	HEALTH PREM	476.19
	HACKNEY, GARY	\$	476.19
ACH	CAREL, LARRY Reim Monthly Health Prem	HEALTH PREM	25.87

Check	Payee / Description	Amount
	CAREL, LARRY	\$ 25.87
ACH	TOL, HAROLD Reim Monthly Health Prem	HEALTH PREM 187.74
	TOL, HAROLD	\$ 187.74
ACH	BANKSTON, GARY Reim Monthly Health Prem	HEALTH PREM 492.63
	BANKSTON, GARY	\$ 492.63
ACH	ATWATER, RICHARD Reim Monthly Health Prem	HEALTH PREM 136.00
	ATWATER, RICHARD	\$ 136.00
ACH	FIESTA, PATRICIA Reim Monthly Health Prem	HEALTH PREM 476.19
	FIESTA, PATRICIA	\$ 476.19
ACH	DIGGS, JANET Reim Monthly Health Prem	HEALTH PREM 647.48
	DIGGS, JANET	\$ 647.48
ACH	CARAZA, TERESA Reim Monthly Health Prem	HEALTH PREM 173.32
	CARAZA, TERESA	\$ 173.32
ACH	SANTA CRUZ, JACQUELYN Reim Monthly Health Prem	HEALTH PREM 804.23
	SANTA CRUZ, JACQUELYN	\$ 804.23
ACH	HECK, ROSELYN Reim Monthly Health Prem	HEALTH PREM 25.87
	HECK, ROSELYN	\$ 25.87
ACH	SOPICKI, LEO Reim Monthly Health Prem	HEALTH PREM 323.74
	SOPICKI, LEO	\$ 323.74
ACH	GOSE, ROSEMARY Reim Monthly Health Prem	HEALTH PREM 136.00
	GOSE, ROSEMARY	\$ 136.00
ACH	KEHL, BARRETT Reim Monthly Health Prem	HEALTH PREM 136.00
	KEHL, BARRETT	\$ 136.00
ACH	RITCHIE, JANN Reim Monthly Health Prem	HEALTH PREM 136.00

Check	Payee / Description	Amount
	RITCHIE, JANN	\$ 136.00
ACH	LONG, ROCKWELL DEE Reim Monthly Health Prem	HEALTH PREM 482.64
	LONG, ROCKWELL DEE	\$ 482.64
ACH	FATTAHI, MIR Reim Monthly Health Prem	HEALTH PREM 136.00
	FATTAHI, MIR	\$ 136.00
ACH	VERGARA, FLORENTINO Reim Monthly Health Prem	HEALTH PREM 323.74
	VERGARA, FLORENTINO	\$ 323.74
ACH	ROGERS, SHIRLEY Reim Monthly Health Prem	HEALTH PREM 187.74
	ROGERS, SHIRLEY	\$ 187.74
ACH	WALL, DAVID Reim Monthly Health Prem	HEALTH PREM 309.32
	WALL, DAVID	\$ 309.32
ACH	CHUNG, MICHAEL Reim Monthly Health Prem	HEALTH PREM 161.87
	CHUNG, MICHAEL	\$ 161.87
ACH	ADAMS, PAMELA Reim Monthly Health Prem	HEALTH PREM 25.87
	ADAMS, PAMELA	\$ 25.87
ACH	BLASINGAME, MARY Reim Monthly Health Prem	HEALTH PREM 482.64
	BLASINGAME, MARY	\$ 482.64
ACH	ANDERSON, KENNETH Reim Monthly Health Prem	HEALTH PREM 161.87
	ANDERSON, KENNETH	\$ 161.87
ACH	MOE, JAMES Reim Monthly Health Prem	HEALTH PREM 25.87
	MOE, JAMES	\$ 25.87
ACH	POLACEK, KEVIN Reim Monthly Health Prem	HEALTH PREM 804.23
	POLACEK, KEVIN	\$ 804.23
ACH	ELROD, SONDR	

Check	Payee / Description		Amount
	Reim Monthly Health Prem	HEALTH PREM	161.87
	ELROD, SONDR	\$	161.87
ACH	FRAZIER, JACK Reim Monthly Health Prem	HEALTH PREM	178.32
	FRAZIER, JACK	\$	178.32
ACH	HOAK, JAMES Reim Monthly Health Prem	HEALTH PREM	136.00
	HOAK, JAMES	\$	136.00
ACH	DEZHAM, PARIVASH Reim Monthly Health Prem	HEALTH PREM	178.32
	DEZHAM, PARIVASH	\$	178.32
ACH	FOLEY III, DANIEL J. Reim Monthly Health Prem	HEALTH PREM	173.32
	FOLEY III, DANIEL J.	\$	173.32
ACH	CLEVELAND, JAMES Reim Monthly Health Prem	HEALTH PREM	136.00
	CLEVELAND, JAMES	\$	136.00
ACH	LANGNER, CAMERON Reim Monthly Health Prem	HEALTH PREM	632.25
	LANGNER, CAMERON	\$	632.25
ACH	HAMILTON, LEANNE Reim Monthly Health Prem	HEALTH PREM	25.87
	HAMILTON, LEANNE	\$	25.87
ACH	HOOSHMAND, RAY Reim Monthly Health Prem	HEALTH PREM	136.00
	HOOSHMAND, RAY	\$	136.00
ACH	SCHLAPKOHL, JACK Reim Monthly Health Prem	HEALTH PREM	136.00
	SCHLAPKOHL, JACK	\$	136.00
ACH	POOLE, PHILLIP Reim Monthly Health Prem	HEALTH PREM	173.32
	POOLE, PHILLIP	\$	173.32
ACH	ADAMS, BARBARA Reim Monthly Health Prem	HEALTH PREM	161.87
	ADAMS, BARBARA	\$	161.87

Check	Payee / Description		Amount
ACH	RUESCH, GENECE Reim Monthly Health Prem	HEALTH PREM	520.78
	RUESCH, GENECE	\$	520.78
ACH	VANDERPOOL, LARRY Reim Monthly Health Prem	HEALTH PREM	492.63
	VANDERPOOL, LARRY	\$	492.63
ACH	AMBROSE, JEFFREY Reim Monthly Health Prem	HEALTH PREM	471.19
	AMBROSE, JEFFREY	\$	471.19
ACH	MERRILL, DIANE Reim Monthly Health Prem	HEALTH PREM	482.34
	MERRILL, DIANE	\$	482.34
ACH	HOUSER, ROD Reim Monthly Health Prem	HEALTH PREM	644.21
	HOUSER, ROD	\$	644.21
ACH	RUSSO, VICKI Reim Monthly Health Prem	HEALTH PREM	173.32
	RUSSO, VICKI	\$	173.32
ACH	HUSS, KERRY Reim Monthly Health Prem	HEALTH PREM	828.68
	HUSS, KERRY	\$	828.68
ACH	BINGHAM, GREGG Reim Monthly Health Prem	HEALTH PREM	668.23
	BINGHAM, GREGG	\$	668.23
ACH	CHARLES, DAVID Reim Monthly Health Prem	HEALTH PREM	136.00
	CHARLES, DAVID	\$	136.00
ACH	YEBOAH, ERNEST Reim Monthly Health Prem	HEALTH PREM	136.00
	YEBOAH, ERNEST	\$	136.00
ACH	ALVARADO, ROSEMARY Reim Monthly Health Prem	HEALTH PREM	335.19
	ALVARADO, ROSEMARY	\$	335.19
ACH	BARELA, GEORGE Reim Monthly Health Prem	HEALTH PREM	136.00
	BARELA, GEORGE	\$	136.00

Check	Payee / Description	Amount
ACH	FETZER, ROBERT Reim Monthly Health Prem	HEALTH PREM 804.23
	FETZER, ROBERT	\$ 804.23
ACH	SPAETH, ERIC Reim Monthly Health Prem	HEALTH PREM 173.32
	SPAETH, ERIC	\$ 173.32
ACH	DAVIS, MARTHA Reim Monthly Health Prem	HEALTH PREM 173.32
	DAVIS, MARTHA	\$ 173.32
ACH	BRULE, CHRISTOPHER Reim Monthly Health Prem	HEALTH PREM 173.32
	BRULE, CHRISTOPHER	\$ 173.32
ACH	ROOS, JAMES Reim Monthly Health Prem	HEALTH PREM 482.64
	ROOS, JAMES	\$ 482.64
ACH	MULLANEY, JOHN Reim Monthly Health Prem	HEALTH PREM 309.32
	MULLANEY, JOHN	\$ 309.32
ACH	VALENZUELA, DANIEL Reim Monthly Health Prem	HEALTH PREM 482.64
	VALENZUELA, DANIEL	\$ 482.64
ACH	PACE, BRIAN Reim Monthly Health Prem	HEALTH PREM 482.64
	PACE, BRIAN	\$ 482.64
ACH	KING, JOSEPH Reim Monthly Health Prem	HEALTH PREM 136.00
	KING, JOSEPH	\$ 136.00
ACH	VILLALOBOS, HECTOR Reim Monthly Health Prem	HEALTH PREM 173.32
	VILLALOBOS, HECTOR	\$ 173.32
ACH	BAXTER, KATHLEEN Reim Monthly Health Prem	HEALTH PREM 309.32
	BAXTER, KATHLEEN	\$ 309.32
ACH	PENMAN, DAVID Reim Monthly Health Prem	HEALTH PREM 482.64



Check	Payee / Description	Amount
	PENMAN, DAVID	\$ 482.64
ACH	ANGIER, RICHARD Reim Monthly Health Prem	HEALTH PREM 482.64
	ANGIER, RICHARD	\$ 482.64
ACH	MERRILL, DEBORAH Reim Monthly Health Prem	HEALTH PREM 340.19
	MERRILL, DEBORAH	\$ 340.19
ACH	O'DEA, KRISTINE Reim Monthly Health Prem	HEALTH PREM 161.87
	O'DEA, KRISTINE	\$ 161.87
ACH	OAKDEN, LISA Reim Monthly Health Prem	HEALTH PREM 817.22
	OAKDEN, LISA	\$ 817.22
ACH	LAUGHLIN, JOHN Reim Monthly Health Prem	HEALTH PREM 136.00
	LAUGHLIN, JOHN	\$ 136.00
ACH	HUGHBANKS, ROGER Reim Monthly Health Prem	HEALTH PREM 173.32
	HUGHBANKS, ROGER	\$ 173.32
ACH	SPENDLOVE, DANNY Reim Monthly Health Prem	HEALTH PREM 161.87
	SPENDLOVE, DANNY	\$ 161.87
ACH	HOULIHAN, JESSE Reim Monthly Health Prem	HEALTH PREM 173.32
	HOULIHAN, JESSE	\$ 173.32
ACH	WARMAN, EVELYN Reim Monthly Health Prem	HEALTH PREM 25.87
	WARMAN, EVELYN	\$ 25.87
ACH	HERNANDEZ, DELIA Reim Monthly Health Prem	HEALTH PREM 173.32
	HERNANDEZ, DELIA	\$ 173.32
ACH	AVILA, ARTHUR L Reim Monthly Health Prem	HEALTH PREM 173.32
	AVILA, ARTHUR L	\$ 173.32
ACH	GUARDIANO, GARY Reim Monthly Health Prem	HEALTH PREM 161.87

Check	Payee / Description	Amount
	GUARDIANO, GARY	\$ 161.87
ACH	POMERLEAU, THOMAS Reim Monthly Health Prem	HEALTH PREM 178.32
	POMERLEAU, THOMAS	\$ 178.32
ACH	BARRER, SATURNINO Reim Monthly Health Prem	HEALTH PREM 309.32
	BARRER, SATURNINO	\$ 309.32
ACH	LACEY, STEVEN Reim Monthly Health Prem	HEALTH PREM 668.23
	LACEY, STEVEN	\$ 668.23
ACH	MILLS, JOHN Reim Monthly Health Prem	HEALTH PREM 173.32
	MILLS, JOHN	\$ 173.32
ACH	REED, RANDALL Reim Monthly Health Prem	HEALTH PREM 618.64
	REED, RANDALL	\$ 618.64
ACH	RAMIREZ, REBECCA Reim Monthly Health Prem	HEALTH PREM 314.32
	RAMIREZ, REBECCA	\$ 314.32
ACH	RAZAK, HALLA Reim Monthly Health Prem	HEALTH PREM 136.00
	RAZAK, HALLA	\$ 136.00
ACH	OSBORN, CINDY L Reim Monthly Health Prem	HEALTH PREM 309.32
	OSBORN, CINDY L	\$ 309.32
ACH	FESTA, GARY Reim Monthly Health Prem	HEALTH PREM 178.32
	FESTA, GARY	\$ 178.32
ACH	HASCO OIL COMPANY, INC. RP5-Mobil SHC 630,Mobil SHC 626,Bobilux 0225949-IN	8,495.67
	HASCO OIL COMPANY, INC.	\$ 8,495.67
ACH	NAPA GENUINE PARTS COMPANY Air Filters,Oil Filters,Fuel Filters	4584-278568 530.25
	Core Deposit - Refunded	4584-279541 19.40-
	NAPA GENUINE PARTS COMPANY	\$ 510.85

Check	Payee / Description	Amount
ACH	ROYAL INDUSTRIAL SOLUTIONS	
	Unmanaged Switch 6046-669678	206.36
	Clampback Spacers, Straps, Angles, Spring N 6046-669459	921.32
	Contact Blocks 6046-669408	150.84
	Ballasts 6046-668718	64.43
	Pressure Calibrator 6046-669509	4,099.66
	Connectors, Plugs 6046-669627	1,028.90
	Cord Connectors 6046-669601	24.53
	Indicating Lights, Cooling Fans, Lamps 6046-669569	577.51
	Cord Connectors 6046-669248	86.85
		-----
	ROYAL INDUSTRIAL SOLUTIONS \$	7,160.40
ACH	WAXIE SANITARY SUPPLY	
	Towels, PaperTowels, ToiletPaper, Degreaser 78238528	3,009.17
		-----
	WAXIE SANITARY SUPPLY \$	3,009.17
ACH	PACIFIC PARTS & CONTROLS	
	Low Overload VFD I428355	9,754.15
		-----
	PACIFIC PARTS & CONTROLS \$	9,754.15
ACH	ACCUSTANDARD INC	
	Acrolein, Acrylonitrile 898085	223.93
		-----
	ACCUSTANDARD INC \$	223.93
ACH	CAROLLO ENGINEERS	
	EN24001/EN24002-4/2019 Professional Svcs 0176786	38,940.18
		-----
	CAROLLO ENGINEERS \$	38,940.18
ACH	MCMASTER-CARR SUPPLY CO	
	Strut Channel, Strut Channel Nuts, Set Scr 95395885	303.70
	Lockout Padlocks with Labels 95302868	376.26
	Lockout Padlocks with Labels-Out of Stoc 95891164	163.23-
		-----
	MCMASTER-CARR SUPPLY CO \$	516.73
ACH	TOM DODSON & ASSOCIATES	
	PL19005-3/13-4/4 Prof Svcs IE-311 19-3	1,800.00
		-----
	TOM DODSON & ASSOCIATES \$	1,800.00
ACH	CHINO BASIN DESALTER AUTHORITY	
	CDA-EN16021.90-IEUA Contrib #16—Proj C1 RSTRCTD CNTRB	71,003.00
		-----
	CHINO BASIN DESALTER AUTHORITY\$	71,003.00
ACH	HACH COMPANY	
	TP1Mnt-KTO TU5300sc 11453142	4,690.04
	RP4-Svc/Rpr Spectrophoto Meter 11450705	531.75
	RP4-Svc/Rpr Solitax Sensor 11454773	1,253.75
		-----
	HACH COMPANY \$	6,475.54
ACH	O S T S INC	
	5/8 Hazwoper FRO Refresher Trng f/21 50379	1,785.00

Check	Payee / Description	Amount
	O S T S INC	\$ 1,785.00
ACH	SHI INTERNATIONAL CORP 10/18-9/19 Microsoft Virtual Desktop Acc B08918782	2,672.40
	SHI INTERNATIONAL CORP	\$ 2,672.40
ACH	INSIDE PLANTS INC FcltyMgt/Lab-5/19 Indoor Plant Care 74745	636.00
	INSIDE PLANTS INC	\$ 636.00
ACH	RSD Pleated Filters 55301386-00	393.33
	RSD	\$ 393.33
ACH	ALTA FOODCRAFT COFFEE HQB-Coffee 51909470 WRHS-Coffee, Cocoa 51909467	195.40 77.57
	ALTA FOODCRAFT COFFEE	\$ 272.97
ACH	CALIFORNIA WATER TECHNOLOGIES RP2-17,422 lbs Ferric Chloride Solution 34919 Phills-15,904 lbs Ferric Chloride Soluti 35230	3,795.83 3,464.97
	CALIFORNIA WATER TECHNOLOGIES	\$ 7,260.80
ACH	EVOQUA WATER TECHNOLOGIES LLC PM for Purelab Classic UV 2 903990623 PM for Purelab Classic UV UF 903990628 PM for Purelab Classic UV 1 903990626 PM for Purelab Classic UV 3 903990625 Water Purification PM Parts & Labor 903986552	1,300.00 1,600.00 1,300.00 1,300.00 1,748.00
	EVOQUA WATER TECHNOLOGIES LLC	\$ 7,248.00
ACH	MICRO MOTION INC Flow Meter, Transmitter 40534980	4,157.69
	MICRO MOTION INC	\$ 4,157.69
ACH	JC LAW FIRM 3/19 San Bernardino Transit Auth vs IEUA 00570 3/19 San Bernardino Transit Auth vs IEUA 00569 3/19 Watermaster 00568 3/19 General Legal 00564 4/19 Regional Contract 00578 4/19 Watermaster 00580 4/19 IEUA vs Spicer-EN17018 00579 4/19 San Bernardino Transit Auth vs IEUA 00582 4/19 San Bernardino Transit Auth vs IEUA 00581 4/19 RCA Legal 00577 3/19 Regional Contract 00566 3/19 RCA Legal 00565 4/19 General Legal 00576 3/19 IEUA vs Spicer-EN17018 00567	45.00 540.00 6,330.00 52,630.00 3,840.00 1,320.00 750.00 1,320.00 1,965.00 1,440.00 5,280.00 190.00 61,880.00 450.00

Check	Payee / Description	Amount
	JC LAW FIRM	\$ 137,980.00
ACH	U S BANK - PAYMENT PLUS	
	100150 HARRINGTON INDUSTRIAL PLASTICS LL 2200098707	1,430.13
	100163 J G TUCKER & SON INC 2200098904	1,562.39
	101123 ALL AMERICAN CRANE MAINTENANCE 2200098905	5,198.80
	100150 HARRINGTON INDUSTRIAL PLASTICS LL 2200098903	5,704.26
	104896 WESTERN WATER WORKS SUPPLY CO 2200099135	1,643.39
	101706 CALOLYMPIC SAFETY 2200099286	370.73
	100951 POLYDYNE INC 2200099281	7,599.63
	101945 FLORENCE FILTER CORP 2200099134	1,825.36
	107780 SUPERIOR ELECTRIC MOTOR SERVICE I 2200099245	34,033.31
	105570 SKALAR INC 2200099244	595.03
	101123 ALL AMERICAN CRANE MAINTENANCE 2200099243	88.26
	101706 CALOLYMPIC SAFETY 2200099133	81.33
	100319 MISSION REPROGRAPHICS 2200099242	100.32
	107889 ALS ENVIRONMENTAL 2200098811	2,550.00
	107780 SUPERIOR ELECTRIC MOTOR SERVICE I 2200098808	6,813.84
	104896 WESTERN WATER WORKS SUPPLY CO 2200098758	1,575.95
	100951 POLYDYNE INC 2200098732	4,871.25
	101123 ALL AMERICAN CRANE MAINTENANCE 2200099132	1,687.50
	100163 J G TUCKER & SON INC 2200099131	185.97
	100150 HARRINGTON INDUSTRIAL PLASTICS LL 2200099130	1,763.39
	U S BANK - PAYMENT PLUS	\$ 79,680.84
ACH	AMAZON BUSINESS	
	3 Inch Binders,8 Tab Dividers 1TJM-64P9-FCM	188.24
	Trim Seal,Hot Glue Gun,Nozzle 1VRM-CFTM-RXK	202.17
	3 LED 2.5 Watt Light Bulbs 19T4-HRKD-L7T	29.96
	Birthday Cards,Wooden Gavel 1HP3-RTVD-GKY	34.53
	AMAZON BUSINESS	\$ 454.90
ACH	MEANS CONSULTING LLC	
	WR16025-4/2019 Professional Services IE-5613	1,755.00
	MEANS CONSULTING LLC	\$ 1,755.00
ACH	REDWOOD ENERGY STORAGE LLC	
	4/19 RP1/RP5/CCWRP Energy Storage System 6	12,708.33
	REDWOOD ENERGY STORAGE LLC	\$ 12,708.33
ACH	SHELL ENERGY NORTH AMERICA LP	
	RP1-4/1-4/30 16400 2450 Phila St 1/1-1/3 2042 4/19	91,165.93
	RP2/RP5-4/1-4/30 16400 El Prado Rd 1/1-1 2044 4/19	5,496.51
	CCWRP/TP/RWP-4/1-4/30 14950 Tlphn 1/1-1/ 2046 4/19	36,021.14
	SHELL ENERGY NORTH AMERICA LP	\$ 132,683.58
ACH	PREFERRED BENEFIT INSURANCE	
	5/19 Agency Dental Plan EIA28212	17,422.10
	PREFERRED BENEFIT INSURANCE	\$ 17,422.10
ACH	VALENCIA, CHRISTINA	
	Valencia,C-ExpRpt-5/19-5/22/19 GFOA Conf 5/19 GFOA CON	43.00

Report: ZFIR TREASURER Inland Empire Utilities Agency  
For 05/01/2019 ~ 05/31/2019 Treasurer Report

Page 28  
Date 06/19/2019

Check	Payee / Description	Amount
	VALENCIA, CHRISTINA	\$ 43.00

Grand Total Payment Amount: \$ 4,248,769.09

# Attachment 2D

Vendor Wires  
(excludes Payroll)

Check	Payee / Description	Amount
-------	---------------------	--------

Wire	PUBLIC EMPLOYEES RETIREMENT SY		
	P/R 9 4/26/19 Adj	P/R 9 4/26 AD	8.54-
	P/R 9 4/26/19 PERS	HR 0077800	176,598.54
			---
	PUBLIC EMPLOYEES RETIREMENT SY\$		176,590.00

Wire	PUBLIC EMPLOYEES' RETIREMENT S		
	5/19 Health Ins-Board	15646171 5/19	6,629.97
	5/19 Health Ins-Retirees, Employees	15646161 5/19	257,941.66
			---
	PUBLIC EMPLOYEES' RETIREMENT S\$		264,571.63

Wire	METROPOLITAN WATER DISTRICT		
	March 2019 Water Purchase	9668	1,771,890.74
			---
	METROPOLITAN WATER DISTRICT \$		1,771,890.74

Wire	EMPLOYMENT DEVELOPMENT DEPARTM		
	P/R 10 5/10/19 Taxes	HR 0078200	12,093.14
	P/R 10 5/10/19 Taxes	HR 0078200	56,376.48
	P/R DIR 5 5/10/19 Taxes	HR 0078100	410.89
			---
	EMPLOYMENT DEVELOPMENT DEPARTM\$		68,880.51

Wire	PUBLIC EMPLOYEE'S RETIREMENT S		
	P/R 10 5/10/19 Deferred Comp Ded	HR 0078200	31,147.05
			---
	PUBLIC EMPLOYEE'S RETIREMENT S\$		31,147.05

Wire	INTERNAL REVENUE SERVICE		
	P/R DIR 5 5/10/19 Taxes	HR 0078100	2,646.36
	P/R 10 5/10/19 Taxes	HR 0078200	315,431.26
			---
	INTERNAL REVENUE SERVICE \$		318,077.62

Wire	STATE DISBURSEMENT UNIT		
	P/R 10 5/10/19	HR 0078200	2,184.90
	P/R 10 5/10/19	HR 0078200	198.00
			---
	STATE DISBURSEMENT UNIT \$		2,382.90

Wire	PUBLIC EMPLOYEES RETIREMENT SY		
	P/R 10 5/10/19 ADJ	P/R 10 5/10 A	8.47-
	P/R 10 5/10/19 PERS	HR 0078200	176,537.21
			---
	PUBLIC EMPLOYEES RETIREMENT SY\$		176,528.74

Wire	STATE BOARD OF EQUALIZATION		
	4/19 Sales Tax Deposit	23784561 4/19	6,844.00
			---
	STATE BOARD OF EQUALIZATION \$		6,844.00

Wire	PUBLIC EMPLOYEE'S RETIREMENT S		
	P/R 11 5/24/19 Deferred Comp Ded	HR 0078300	31,044.11
			---
	PUBLIC EMPLOYEE'S RETIREMENT S\$		31,044.11

Wire	STATE DISBURSEMENT UNIT		
------	-------------------------	--	--



Check	Payee / Description			Amount
	P/R 11 5/24/19	HR	0078300	2,184.90
		HR	0078300	198.00
	STATE DISBURSEMENT UNIT		\$	2,382.90
Wire	EMPLOYMENT DEVELOPMENT DEPARTM			
	P/R 11 5/24/19 Taxes	HR	0078300	12,683.58
	P/R 11 5/24/19 Taxes	HR	0078300	63,103.60
	EMPLOYMENT DEVELOPMENT DEPARTM\$			75,787.18
Wire	INTERNAL REVENUE SERVICE			
	P/R 11 5/24/19 Taxes	HR	0078300	345,446.63
	INTERNAL REVENUE SERVICE		\$	345,446.63

**Grand Total Payment Amount: \$ 3,271,574.01**

# Attachment 2E

## Payroll-Net Pay-Directors

# INLAND EMPIRE UTILITIES AGENCY

## Ratification of Board of Directors

Payroll for May 10, 2019  
Presented at Board Meeting on July 17, 2019

DIRECTOR NAME	GROSS PAYROLL	NET PAYROLL
Jasmin Hall	\$3,141.57	\$2,000.45
Katherine Parker	\$4,636.16	\$2,085.61
Michael Camacho	\$4,013.29	\$1,351.10
Steven J. Elie	\$4,846.16	\$1,569.04
Paul Hofer	\$0.00	\$0.00
<b>TOTALS</b>	<b>\$16,637.18</b>	<b>\$7,006.20</b>

	Count	Amount
TOTAL EFTS PROCESSED	3	\$5,655.10
TOTAL CHECKS PROCESSED	1	\$1,351.10
CHECK NUMBERS USED	110395 - 110395	

**IEUA DIRECTOR PAYSHEET**

MICHAEL CAMACHO  
 EMPLOYEE NO. 1140  
 ACCOUNT NO. 10200 110100 100000 501010

**APRIL 2019**

DATE	TYPE OF MEETING	ATTENDANCE	TOTAL COMPENSATION
04-03-19	IEUA Board Meeting	Yes	\$247.50
04-05-19	Mtg. w/CVWD O Gonzales to discuss CVWD/IEUA Business	Yes	\$247.50
04-09-19	MWD Board Meeting	Yes	\$247.50
04-10-19	IEUA Engineering, Operations, & Water Resources Committee Meeting	Yes	\$247.50
04-11-19	Dinner Meeting with General Manager Shivaji Deshmukh	Yes (staff)	\$-0-
04-17-19	IEUA Board Meeting	Yes	\$247.50
04-19-19	Mtg. w/CVWD O Gonzales to discuss CVWD/IEUA Business	Yes	\$247.50
04-23-19	P3 Water Summit	Yes	\$247.50
04-24-19	P3 Water Summit	Yes	\$247.50
<b>TOTAL REIMBURSEMENT</b>			\$1,980.00
Up to 10 days of service per month per Ordinance No. 105, including MWD meetings at \$247.50 (eff. 07/01/17). IEUA pays both primary and alternate for attendance.			
Total No. of Meetings Attended			9
Total No. of Meetings Paid			8

DIRECTOR  
SIGNATURE

*April Woodruff Jr*  
*Director Camacho*

Approved by:

*Kathy Bessler*  
 for Paul Hofer  
 President, Board of Directors

**DIRECTOR PAYSHEET FOR IEUA REPRESENTATIVE  
ON CHINO DESALTER AUTHORITY**

MICHAEL CAMACHO  
EMPLOYEE NO. 1140  
ACCOUNT NO. 10900 110100 500000 50125

**APRIL 2019**

DATE	TYPE OF MEETING	ATTENDANCE	TOTAL COMPENSATION
04-04-19	CDA Board meeting	Yes	\$247.50
<b>TOTAL REIMBURSEMENT</b>			\$247.50
Up to 10 days of service per month per Ordinance No. 105, including MWD meetings at \$247.50 (eff. 7/01/17). Chino Desalter Authority will pay \$150.00 per meeting directly to the Agency. Record full amount on timesheet. CDA pays both primary and alternate for attendance			
Total No. of CDA Meetings Attended			1
Total No. of CDA Meetings Paid			1

DIRECTOR SIGNATURE *Michael Camacho*

Approved by: *Kathy Besser*  
for Paul Hofer  
President, Board of Directors

**DIRECTOR PAYSHEET FOR IEUA REPRESENTATIVE  
ON CHINO BASIN WATER BANK (ALTERNATE)**

MICHAEL CAMACHO  
EMPLOYEE NO. 1140  
ACCOUNT NO. 10900 110100 500000 501215

**APRIL 2019**

DATE	TYPE OF MEETING	ATTENDANCE	TOTAL COMPENSATION
04-24-19	CBWB Board Meeting	No	\$-0-
<b>TOTAL REIMBURSEMENT</b> Up to 10 days of service per month per Ordinance No. 105			\$-0-
Total No. of CBWB Meetings Attended			0
Total No. of CBWB Meetings Paid			0

DIRECTOR *Michael Camacho*  
SIGNATURE *Michael Camacho*

Approved by: *Kathy Besser*  
*for* Paul Hofer  
President, Board of Directors

**DIRECTOR PAYSHEET FOR IEUA REPRESENTATIVE  
ON REGIONAL POLICY COMMITTEE (ALTERNATE)**

MICHAEL CAMACHO  
EMPLOYEE NO. 1140  
ACCOUNT NO. 10900 110100 500000 501215

**APRIL 2019**

<b>DATE</b>	<b>TYPE OF MEETING</b>	<b>ATTENDANCE</b>	<b>TOTAL COMPENSATION</b>
04-04-19	Regional Policy Committee Meeting	No	\$-0-
<b>TOTAL REIMBURSEMENT</b> (Up to 10 days of service per month per Ordinance No. 105, including MWD meetings at \$247.50 (eff. 07/01/17.) IEUA pays Regional Policy Committee members (total amount of \$247.50, should reflect on timesheet))			\$-0-
Total No. of Meetings Attended			0
Total No. of Meetings Paid			0

**DIRECTOR  
SIGNATURE**

*April Woodruff for  
Michael Camacho*

**Approved by:**

*Kathy Bessell*  
for Paul Hofer  
President, Board of Directors

**DIRECTOR PAYSHEET FOR IEUA REPRESENTATIVE  
ON WATERMASTER BOARD (ALTERNATE)**

MICHAEL CAMACHO  
EMPLOYEE NO. 1362  
ACCOUNT NO. 10107 1101115 110000 501010

**APRIL 2019**

DATE	TYPE OF MEETING	ATTENDANCE	TOTAL COMPENSATION
04-25-19	Chino Basin Watermaster Board Meeting	No	\$-0-
<b>TOTAL REIMBURSEMENT</b>			\$-0-
Up to 10 days of service per month per Ordinance No. 105 (i.e., <b>\$122.50</b> – difference between Watermaster \$125.00 and Agency meetings \$247.50 (eff. 7/01/17), including MWD meetings. Chino Basin Watermaster does not compensate an alternate Director unless the alternate Director is attending on behalf of an absent primary Director. In accordance to Ordinance No. 98, Section 1, (i) Attendance at any meeting provided for under Sections 1.b, c, e, and f, shall also include payment to both the primary representative and the alternate representative to said body if they both attend said meeting. Record full amount on timesheet for attendance by alternates			
Total No. of Watermaster Meetings Attended			0
Total No. of Watermaster Meetings Paid			0

DIRECTOR *Michael Camacho*  
SIGNATURE *Michael Camacho*

Approved by: *Kathy Beaser*  
*for* Paul Hofert  
President, Board of Directors



**IEUA DIRECTOR PAYSHEET**

STEVEN J. ELIE  
 EMPLOYEE NO. 1175  
 ACCOUNT NO. 10200 110100 100000 501010

**APRIL 2019**

DATE	TYPE OF MEETING	ATTENDANCE	TOTAL COMPENSATION
04-01-19	Chino Basin Project Ad Hoc Committee	Yes	\$247.50
04-03-19	IEUA Board Meeting	Yes	\$247.50
04-04-19	WaterNow Alliance Leadership Council Conference Call	Yes	\$247.50
04-10-19	Breakfast Meeting with General Manager Shivaji Deshmukh	Yes (staff)	\$-0-
04-10-19	Community & Legislative Affairs Committee Meeting	Yes (no pay)	\$-0-
04-12-19	SCWC Executive Committee Conference Call	Yes	\$247.50
04-12-19	Santa Ana River Watermaster Celebration Event	Yes (same day)	\$-0-
04-15-19	SCWC Legislative Task Force Call	Yes	\$247.50
04-16-19	NWRI Quarterly Board of Directors Meeting	Yes	\$247.50
04-16-19	Dinner Meeting with General Manager Shivaji Deshmukh	Yes (staff)	\$-0-
04-17-19	IEUA Board of Directors Meeting	Yes	\$247.50
04-18-19	IEUA Earth Day	Yes	\$247.50
04-26-19	SCWC Quarterly Board Meeting & Luncheon	Yes	\$247.50
4-29-19	SCWC Legislative Task Force Call	Yes	\$247.50
<b>TOTAL REIMBURSEMENT</b>			\$2,475.00
Up to 10 days of service per month per Ordinance No. 105, including MWD meetings at \$247.50 (eff. 07/01/17). IEUA pays both primary and alternate for attendance.			
Total No. of Meetings Attended			14
Total No. of Meetings Paid			10

DIRECTOR  
SIGNATURE

*Steven J. Elie*  
 \_\_\_\_\_  
 Steven J. Elie

Approved by:

*Kathy Bessel*  
 \_\_\_\_\_  
 for Paul Hofen  
 President, Board of Directors

**DIRECTOR PAYSHEET FOR IEUA  
ON WATERMASTER BOARD**

STEVEN J. ELIE  
EMPLOYEE NO. 1175  
ACCOUNT NO. 10200 110100 100000 501010

**APRIL 2019**

DATE	TYPE OF MEETING	ATTENDANCE	TOTAL COMPENSATION
04-08-19	Lunch Meeting with Carlos Rodriguez/Peter Kavounas	Yes*	\$-0-
04-25-19	CBWM Board Meeting	Yes*	\$-0-
04-29-19	Breakfast Meeting with CBWM GM Peter Kavounas	Yes*	\$-0-
<b>TOTAL REIMBURSEMENT</b>			<b>\$-0-</b>
Up to 10 days of service per month per Ordinance No. 105, including MWD meetings at \$247.50 (eff. 07/01/17). IEUA pays both primary and alternate for attendance. (i.e., \$122.50 – difference between Watermaster \$125.00 and Agency meetings \$247.50 (eff. 7/01/17). Chino Basin Watermaster does not compensate an alternate Director unless the alternate Director is attending on behalf of an absent primary Director. In accordance to Ordinance No. 98, Section 1, (i) Attendance at any meeting provided for under Sections 1.b, c, e, and f, shall also include payment to both the primary representative and the alternate representative to said body if they both attend said meeting. <u>Record full amount on timesheet for attendance by alternates</u>			
Total No. of Watermaster Meetings Attended			3
Total No. of Watermaster Meetings Paid			0

\*Decline IEUA portion

DIRECTOR *Steven J. Elie*  
SIGNATURE Director Elie

Approved by: Kathy Besser  
for Paul Hofer  
President, Board of Directors

**DIRECTOR PAYSHEET FOR IEUA REPRESENTATIVE  
ON CHINO BASIN WATER BANK**

STEVEN J. ELIE  
EMPLOYEE NO. 1175  
ACCOUNT NO. 10200 110100 100000 501010

**APRIL 2019**

DATE	TYPE OF MEETING	ATTENDANCE	TOTAL COMPENSATION
04-24-19	CBWB Board Meeting	Yes (decline pmt.)	\$-0-
<b>TOTAL REIMBURSEMENT</b>			\$-0-
Up to 10 days of service per month per Ordinance No. 105. (i.e., \$147.50 – difference between CBWB (\$100.00 and Agency meetings \$247.50 <i>eff. 7/01/17</i> ), including MWD meetings. CBWB pays directly to IEUA. Record full amount on timesheet.			
Total No. of CBWB Meetings Attended			1
Total No. of CBWB Meetings Paid			0

DIRECTOR SIGNATURE *Steven J. Elie*

Approved by: *Kathy Besse*  
for Paul Hofer  
President, Board of Directors

**DIRECTOR PAYSHEET FOR IEUA REPRESENTATIVE  
ON CHINO DESALTER AUTHORITY (ALTERNATE)**

STEVEN J. ELIE  
EMPLOYEE NO. 1175  
ACCOUNT NO. 10200 110100 100000 501010

**APRIL 2019**

DATE	TYPE OF MEETING	ATTENDANCE	TOTAL COMPENSATION
04-04-19	CDA Board Meeting	No	\$-0-
<b>TOTAL REIMBURSEMENT</b>			\$-0-
Up to 10 days of service per month per Ordinance No. 105 (i.e., \$97.50 – difference between CDA (\$150.00 and Agency meetings \$247.50 (eff.7/01/17), including MWD meetings. CDA pays directly to IEUA. Record full amount on timesheet.			
Total No. of CDA Meetings Attended			0
Total No. of CDA Meetings Paid			0

DIRECTOR (Spud Woodley) Jr  
SIGNATURE Steven Elie

Approved by: Kathy Besser  
for Paul Hofer  
President, Board of Directors

**IEUA DIRECTOR PAYSHEET**

(Page 1 of 2)

JASMIN A. HALL

EMPLOYEE NO. 1256

ACCOUNT NO. 10200 110100 100000 501010

**APRIL 2019**

DATE	TYPE OF MEETING	ATTENDANCE	TOTAL COMPENSATION
04-03-19	IEUA Board Meeting	Yes	\$247.50
04-04-19	California Water Policy 28 Conference	Yes	\$247.50
04-05-19	California Water Policy 28 Conference	Yes	\$247.50
04-10-19	IEUA Community & Legislative Affairs Committee	Yes	\$247.50
04-10-19	IEUA Finance & Administration Committee	Yes (same day)	\$-0-
04-10-19	Lunch Meeting with GM Shivaji Deshmukh	Yes (staff)	\$-0-
04-10-19	Investigation Complaint Meeting	Yes (same day)	\$-0-
04-11-19	Investigation Complaint Meeting	Yes	\$247.50
04-11-19	CASA Board of Directors Conference Call	Yes (same day)	\$-0-
04-15-19	Dolores Huerta Day Celebration	Yes	\$247.50
04-15-19	ASBCSD Dinner	Yes (same day)	\$-0-
04-16-19	IEUA Board Workshop Planning Conf. Call	Yes (staff)	\$-0-
04-17-19	IEUA Board Meeting	Yes	\$247.50
04-17-19	IEUA Annual Earth Day Event -- Student Day	Yes (same day)	\$-0-
04-17-19	AABE California Monthly Chapter Meeting Call	Yes (same day)	\$-0-
<b>TOTAL REIMBURSEMENT</b> Up to 10 days of service per month per Ordinance No. 105, including MWD meetings at \$247.50 (eff. 07/01/17). IEUA pays both primary and alternate for attendance.			<i>(Grand totals provided on Page 2)</i>
Total No. of Meetings Attended			
Total No. of Meetings Paid			

DIRECTOR SIGNATURE *Paul Hofer*

Approved by: *Kathy Bessee*  
for Paul Hofer, President, Board of Directors

**IEUA DIRECTOR PAYSHEET**

(Page 2 of 2)

JASMIN A. HALL  
 EMPLOYEE NO. 1256  
 ACCOUNT NO. 10200 110100 100000 501010

**APRIL 2019**

DATE	TYPE OF MEETING	ATTENDANCE	TOTAL COMPENSATION
04-18-19	Meeting with Fontana Chuck Hays re: Business Activity Updates	Yes	\$247.50
04-22-19	Meeting with GM Shivaji Deshmukh	Yes (staff)	\$-0-
04-24-19	SCWC Water Energy Task Force Call	Yes	\$247.50
04-25-19	CASA Air Quality, Climate Change, & Energy Workgroup	Yes	\$247.50
04-29-19	IEUA Tour of EMWD Facilities	Yes (10 mtgs. max)	\$-0-
04-30-19	Urban Greening Landscape Plan - Fontana	Yes (10 mtgs. max)	\$-0-
<b>TOTAL REIMBURSEMENT</b>			\$2,475.00
Up to 10 days of service per month per Ordinance No. 105, including MWD meetings at \$247.50 (eff. 07/01/17). IEUA pays both primary and alternate for attendance.			
Total No. of Meetings Attended			21
Total No. of Meetings Paid			10

DIRECTOR Paul Hofer  
 SIGNATURE Vice President Hall

Approved by: Kathy Besser  
 for Paul Hofer, President, Board of Directors

**DIRECTOR PAYSHEET FOR IEUA REPRESENTATIVE  
ON MWD BOARD  
(Page 1 of 1)**

JASMIN HALL  
EMPLOYEE NO. 1256  
ACCOUNT NO. 10700 110100 110000 511010

**APRIL 2019**

DATE	TYPE OF MEETING	ATTENDANCE	TOTAL COMPENSATION
04-08-19	MWD Finance & Insurance Committee	Yes (10 mtgs. max)	\$-0-
04-08-19	MWD Engineering & Operations Committee	Yes (10 mtgs. max)	\$-0-
04-08-19	MWD Water Planning & Stewardship Committee	Yes (10 mtgs. max.)	\$-0-
04-08-19	MWD Real Property & Asset Management Committee	Yes (10 mtgs. max.)	\$-0-
04-08-19	Communication & Legislation Committee	Yes (10 mtgs. max.)	\$-0-
04-09-19	MWD Legal & Claims Committee	Yes (10 mtgs. max.)	\$-0-
04-09-19	MWD Conservation & Local Resources Committee	Yes (10 mtgs. max.)	\$-0-
04-09-19	MWD Organization, Personnel, & Technology Committee	Yes (same day)	\$-0-
04-09-19	MWD Board Meeting	Yes (same day)	\$-0-
<b>TOTAL REIMBURSEMENT</b> Up to 10 days of service per month per Ordinance No. 105, including MWD meetings at \$247.50 (eff. 7/01/17).			<i>(Grand totals provided on Page 2)</i>
Total No. of Meetings Attended			
Total No. of Meetings Paid			

DIRECTOR  
SIGNATURE

*April Wocutt Jr*  
*Vice President Hall*

Approved by:

*for* Kathy Besser  
Paul Hofer  
President, Board of Directors

**DIRECTOR PAYSHEET FOR IEUA REPRESENTATIVE  
ON MWD BOARD  
(Page 2 of 2)**

JASMIN HALL  
EMPLOYEE NO. 1256  
ACCOUNT NO. 10700 110100 110000 511010

**APRIL 2019**

DATE	TYPE OF MEETING	ATTENDANCE	TOTAL COMPENSATION
04-23-19	MWD Special Committee on Bay-Delta	Yes (10 mtgs. max)	\$-0-
04-23-19	MWD Executive Committee	Yes (10 mtgs. max)	\$-0-
04-23-19	MWD 101	Yes (10 mtgs. max)	\$-0-
04-26-19	MWD VIP Reception – Senator Connie Leyva & Assemblyman Freddie Rodriguez	Yes (10 mtgs. max)	\$-0-
04-28-19	Women of Excellence Award	Yes (10 mtgs. max)	\$-0-
<b>TOTAL REIMBURSEMENT</b> Up to 10 days of service per month per Ordinance No. 105, including MWD meetings at \$247.50 (eff. 7/01/17).			\$-0-
Total No. of Meetings Attended			14
Total No. of Meetings Paid			0

DIRECTOR SIGNATURE *April Woodard*  
*Vice President Hall*

Approved by: *Kathy Bessie*  
*for* Paul Hofer  
 President, Board of Directors



DIRECTOR PAYSHEET FOR IEUA  
ON SAWPA COMMISSION (ALTERNATE)

JASMIN A. HALL  
EMPLOYEE NO. 1256  
ACCOUNT NO. 10500 110100 165000 501010

**APRIL 2019**

DATE	TYPE OF MEETING	ATTENDANCE	TOTAL COMPENSATION
04-02-19	SAWPA Commission Meeting	Yes (same day)	\$-0-
04-16-19	SAWPA Commission Meeting	Yes (10 mtgs. max)	\$-0-
<b>TOTAL REIMBURSEMENT</b>			\$-0-
Up to 10 days of service per month per Ordinance No. 105), i.e., \$37.50 – difference between SAWPA (\$210.00 (eff. 01/19) and Agency meetings \$247.50 (eff. 7/01/17), including MWD meetings. SAWPA pays both primary and alternate for attendance, including mileage.			
Total No. of SAWPA Meetings Attended			2
Total No. of SAWPA Meetings Paid			0

DIRECTOR  
SIGNATURE

*Paul Woodruff*  
*Vice President Hall*

Approved by:

*Kathy Besser*  
for Paul Hofer  
President, Board of Directors

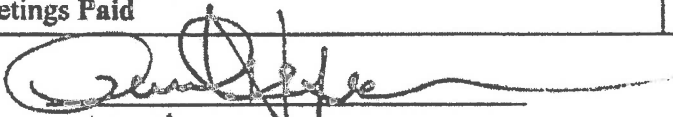
**IEUA DIRECTOR PAYSHEET**

PAUL HOFER  
 EMPLOYEE NO. 1349  
 ACCOUNT NO. 10200 110100 100000 501010

**APRIL 2019**

DATE	TYPE OF MEETING	ATTENDANCE	TOTAL COMPENSATION
04-03-19	IEUA Board Meeting	Yes	\$-0-
04-10-19	IEUA Community & Legislative Affairs Committee Meeting	Yes	\$-0-
04-10-19	IEUA Finance & Administration Committee Meeting	Yes (same day)	\$-0-
04-11-19	Meeting with GM Shivaji Deshmukh	Yes (staff)	\$-0-
04-17-19	IEUA Board Meeting	Yes	\$-0-
<b>TOTAL REIMBURSEMENT</b>			\$-0-
Up to 10 days of service per month per Ordinance No. 105, including MWD meetings at \$247.50 (eff. 07/01/17). IEUA pays both primary and alternate for attendance.			
Total No. of Meetings Attended			5
Total No. of Meetings Paid			0

DIRECTOR  
SIGNATURE



Approved by:

*Kathy Beecher*  
 for Kati Parker  
 Secretary/Treasurer


Director Hofer has waived all stipend payments.


**IEUA DIRECTOR PAYSHEET**

KATI PARKER  
 EMPLOYEE NO. 1362  
 ACCOUNT NO. 10200 1100100 100000 501010

**APRIL 2019**

DATE	TYPE OF MEETING	ATTENDANCE	TOTAL COMPENSATION
04-01-19	Chino Basin Program Ad Hoc Committee Meeting	Yes	\$247.50
04-03-19	IEUA Board Meeting	Yes	\$247.50
04-09-19	Meeting with GM Shivaji Deshmukh	Yes (staff)	\$-0-
04-10-19	IEUA Engineering, Ops, and Water Resources Committee	Yes	\$247.50
04-12-19	Santa Ana River Watermaster Celebration Event	Yes	\$247.50
04-17-19	IEUA Board Meeting	Yes	\$247.50
04-19-19	Garden in Every School Dedication Ceremony – Hillside High School	Yes	\$247.50
04-22-19	Upland City Council Meeting	Yes	\$247.50
04-29-19	IEUA Tour of EMWD Facilities	Yes	\$247.50
<b>TOTAL REIMBURSEMENT</b>			\$1,980.00
Up to 10 days of service per month per Ordinance No. 105, including MWD meetings at \$247.50 (eff. 07/01/17). IEUA pays both primary and alternate for attendance.			
Total No. of Meetings Attended			9
Total No. of Meetings Paid			8

DIRECTOR SIGNATURE 

Approved by:   
 for Paul Hofer  
 President, Board of Directors

**DIRECTOR PAYSHEET FOR IEUA  
ON SAWPA COMMISSION**

KATI PARKER  
EMPLOYEE NO. 1362  
ACCOUNT NO. 10500 110100 165000 501010

**APRIL 2019**

DATE	TYPE OF MEETING	ATTENDANCE	TOTAL COMPENSATION
04-02-19	SAWPA PA 23 Meeting	Yes	\$37.50
04-02-19	SAWPA Commission Meeting	Yes (same day)	\$-0-
04-16-19	SAWPA Commission Meeting	Yes (10 mtgs max)	\$-0-
<b>TOTAL REIMBURSEMENT</b>			\$37.50
Up to 10 days of service per month per Ordinance No. 105 (i.e., \$37.50 – difference between SAWPA (\$210.00 <i>eff. 1/19</i> ) and Agency meetings \$247.50 <i>eff. 7/01/17</i> ), including MWD meetings. SAWPA pays both primary and alternate for attendance, including mileage.			
Total No. of SAWPA Meetings Attended			3
Total No. of SAWPA Meetings Paid			1

DIRECTOR SIGNATURE 

Approved by:   
for Paul Hofer  
President, Board of Directors

**DIRECTOR PAYSHEET FOR IEUA REPRESENTATIVE  
ON REGIONAL POLICY COMMITTEE**

KATI PARKER  
EMPLOYEE NO. 1362  
ACCOUNT NO. 10900 110100 500000 501215

**APRIL 2019**

DATE	TYPE OF MEETING	ATTENDANCE	TOTAL COMPENSATION
04-04-2019	Tour of RP-4	Yes	\$247.50
04-04-2019	Policy Committee Meeting	Yes (same day)	\$-0-
<b>TOTAL REIMBURSEMENT</b> (Up to 10 days of service per month per Ordinance No. 105, including MWD meetings at \$247.50 (eff. 07/01/17.) IEUA pays Regional Policy Committee members (total amount of \$247.50, should reflect on timesheet))			\$247.50
Total No. of Meetings Attended			2
Total No. of Meetings Paid			1

**DIRECTOR  
SIGNATURE**



**Approved by:**

  
for Paul Hofer  
President, Board of Directors

Attachment 2F

Payroll-Net Pay-Employees

Non-Board Members	PP 10 Checks	PP 10 EFTs	PP 11 Checks	PP 11 EFTs	May
NET PAY TO EE	\$0.00	\$752,537.37	\$0.00	\$779,491.63	\$1,532,029.00

# INLAND EMPIRE UTILITIES AGENCY

Payroll for May 10, 2019

Presented at Board Meeting on July 17, 2019

GROSS PAYROLL COSTS			\$1,346,102.23
DEDUCTIONS			(\$593,564.86)
NET PAYROLL			752,537.37
<b>NET PAYROLL BREAKDOWN</b>	<b>CHECKS</b>	<b>EFT</b>	<b>TOTAL</b>
CHECKS USED			
TRANSACTION PROCESSED		355	355
AMOUNT	\$0.00	\$752,537.37	<u>\$752,537.37</u>



# INLAND EMPIRE UTILITIES AGENCY

Payroll for May 24, 2019

Presented at Board Meeting on July 17, 2019

GROSS PAYROLL COSTS			\$1,406,857.05
DEDUCTIONS			(\$627,365.42)
NET PAYROLL			779,491.63
<b>NET PAYROLL BREAKDOWN</b>	<b>CHECKS</b>	<b>EFT</b>	<b>TOTAL</b>
CHECKS USED			
TRANSACTION PROCESSED		363	363
AMOUNT	\$0.00	\$779,491.63	<u>\$779,491.63</u>

**ACTION  
ITEM  
2A**



---

**Date:** July 17, 2019

**To:** The Honorable Board of Directors

**From:** Shivaji Deshmukh, General Manager SD

**Committee:** Finance & Administration

07/10/19

**Executive Contact:** Christina Valencia, Executive Manager of Finance & Administration/AGM

**Subject:** Approval for Submittal of WIFIA Loan Application

---

**Executive Summary:**

In July 2018, the Agency submitted a Letter of Interest (LOI) to the U.S. Department of Environmental Protection Agency (EPA) Water Infrastructure Finance and Innovation Act (WIFIA) credit assistance program for the RP-5 Expansion Project. Through a highly competitive process, EPA selects projects from the LOIs submitted that it intends to fund and invites them to continue the full application. The RP-5 Expansion project is one of 42 projects in 17 states and District of Columbia (DC) invited to negotiate a WIFIA loan.

Similar to the State Revolving Fund (SRF) loan program, WIFIA loans provide a low-cost alternative to credit-worthy borrowers by allowing repayment to be deferred up to 5 years and a fixed interest rate equal to or greater than the 30 year U.S. Treasury. A total project budget of \$329 million makes the RP-5 Expansion project the largest construction project the Agency has undertaken. Having a diversified financing strategy is essential to ensure the Agency leverages federal and state low-cost borrowing program to ensure the project is completed at the lowest cost to ratepayers. If approved, staff will submit the WIFIA application by July 31, 2019. If approved by EPA, the WIFIA loan agreement will be brought to the Board for approval.

---

**Staff's Recommendation:**

Approve to apply for a WIFIA loan in the not-to-exceed amount of \$161,124,250 to finance the RP-5 Expansion project.

---

**Budget Impact** Budgeted (Y/N): Y Amendment (Y/N): N Amount for Requested Approval:

Account/Project Name:

*Fiscal Impact (explain if not budgeted):*

**Prior Board Action:**

None.

---

**Environmental Determination:**

Not Applicable

---

**Business Goal:**

Leveraging low interest borrowing to is consistent with the IEUA Business Goal of Fiscal Responsibility to lower

---

**Attachments:**

Attachment 1 - Background

---

# Background

Subject: Approval for Submittal of WIFIA Loan Application

In July 2018, the Agency submitted a Letter of Interest (LOI) to the U.S. Department of Environmental Protection Agency (EPA) Water Infrastructure Finance and Innovation Act (WIFIA) credit assistance program for the RP-5 Expansion Project. Established by the Water Infrastructure Finance and Innovation Act of 2014, the WIFIA program is a federal loan and guarantee program at EPA that aims to accelerate investment in the nation’s water infrastructure by providing long-term, low-cost supplemental loans to credit-worthy water and wastewater projects of national and regional significance. Similar to the Clean Water State Revolving Fund (CWSRF) loan program, WIFIA loans provide a low-cost alternative to credit-worthy borrowers by allowing repayment to be deferred a maximum of five years from substantial completion of the project. Based on program regulations, WIFIA loans are limited to 49 percent of total project costs and fixed interest rate equal to or greater than the U.S. Treasury rate of a similar maturity (e.g. 30-year U.S. Treasury).

Through a highly competitive process, EPA selects projects from the LOIs submitted that it intends to fund and invites them to continue the full application. The RP-5 Expansion project is one of 42 projects in 17 states and D.C. invited to negotiate a WIFIA loan to support approximately \$11.1 billion in total project costs.

In addition to the WIFIA loan, the State Water Resources Control Board (SWRCB), through competitive selection process, committed \$101,530,000 in the form of a CWSRF loan for the RP-5 Expansion Project for Fiscal Year 2019/2020. The Fundable Project List was adopted by the SWRCB Board on June 18, 2019. The table below depicts the diversification of the funding sources for the RP-5 Expansion project.

**Table 1: RP-5 Expansion Project Potential Sources of Financing**

<b>WIFIA – 49%</b>	<b>CWSRF – 31%</b>	<b>Pay-Go– 20%</b>	<b>Total</b>
<b>\$161,124,250</b>	<b>\$101,935,750</b>	<b>\$65,765,000</b>	<b>\$328,825,000</b>

Given the significant project costs of \$328.8 million, having a diversified financing strategy that leverages federal and state low-cost borrowing programs will ensure the project is completed at the lowest cost to ratepayers.

Staff recommends the Board approve submittal of a WIFIA application for the maximum 49 percent of total project costs allowable by the EPA WIFIA loan program. If approved, the Agency will be required to pay an application fee of \$100,000 due at the time of filing. Upon filing of the application, the Agency agrees to reimburse EPA for any credit processing fees payable upon execution of the credit agreement, or in the event the Agency elects to withdraw from the process. Credit processing fees include legal, financing, engineering, and other services contracted by EPA to process the Agency’s application. Fees can range between \$250,000 to \$700,000 depending on the complexity of the application. For the first five (5) loans issued by WIFIA, the fees ranged

between \$213,000 and \$398,000. Additionally, the Agency will be required to provide EPA a preliminary credit rating on the project upon filing of the loan application and two final credit ratings prior to the execution of the loan agreement. The costs of these credit ratings are estimated at \$55,000 each, or \$165,000. Other Agency incurred costs include fees for financial and legal advisory services estimated at \$95,000. In total, fees are projected to range between \$500,000 and \$800,000.

Upon Board approval, staff will proceed with submittal of the WIFIA application by the end of July 2019. If approved by EPA, the WIFIA loan agreement will require Board approval.

**ACTION  
ITEM  
2B**



**Date:** July 17, 2019

**To:** The Honorable Board of Directors

**Committee:** Finance & Administration

**From:** Shivaji Deshmukh, General Manager

07/10/19

ASW

**Executive Contact:** Christina Valencia, Executive Manager of Finance & Administration/AGM

**Subject:** Purchase of Agency-wide Insurance Policies for FY 2019/20

---

**Executive Summary:**

Each year, the Agency purchases insurance policies to protect the Agency and the public against potential liabilities related to General, Auto, Fraud, Errors & Omissions, Property, Workers' Compensation, etc. Staff works closely with the Agency's insurance broker, Alliant Insurance Services, to evaluate the Agency's insurance program and needs, the insurance market and insurance programs available.

The process includes the completion of underwriter applications that identify the Agency's loss history, operations and exposures, operating budget, property and equipment values, as well as total wages. This information is compared against current market trends and industry losses in support of receiving renewal premiums. Premiums for FY 2019/20 are increasing by an average of 10.6 percent, or \$79,989, for a total of \$831,869. As summarized in Table 1 in the Background section, the increase is primarily driven by a 23 percent increase in Property, Boiler & Machinery due to several catastrophic losses in California and globally, as well as an increase in the Agency's Total Insured Value (TIV). The FY 2019/20 insurance premiums are below the adopted budget.

---

**Staff's Recommendation:**

Ratify the purchase of Agency-wide insurance policies providing coverage through Fiscal Year 2019/20, for the following amounts:

- a. Excess General Liability insurance in the amount of \$406,495;
- b. Property, Boiler & Machinery insurance in the amount of \$328,580;
- c. Excess Workers' Compensation insurance in the amount of \$76,846; and
- d. Master Crime/Fraud insurance in the amount of \$19,948.

---

**Budget Impact** Budgeted (Y/N): Y    Amendment (Y/N): N    Amount for Requested Approval:

Account/Project Name:

Fiscal Impact (explain if not budgeted):

Full account coding (internal AP purposes only):    -    -    -    Project No.:



**Prior Board Action:**

On July 18, 2018, the Board approved the purchase of Agency-wide insurance policies for coverage for FY 2018/19 for a not-to-exceed amount of \$875,000

---

**Environmental Determination:**

Statutory Exemption

---

**Business Goal:**

The purchase of Agency-wide insurance policies support the Agency's commitment to safeguarding the Agency's fiscal health and effectively support the short and long term needs, while providing the best value to our customers.

---

**Attachments:**

Attachment 1 - Background

---

# Background

Subject: Purchase of Agency-wide Insurance Policies for FY 2019/20

Insurance premiums for FY 2019/20 are increasing by an average of 10.6 percent, or \$79,989, for a total of \$831,869, as summarized in Table 1. The increase is primarily driven by a 23 percent increase to \$328,580 in the Property, Boiler & Machinery premium due to several catastrophic losses in California and globally, as well as an increase in the Agency's Total Insured Value (TIV). The 2% increase in the premium for Excess Liability to \$406,495 is due to a slight increase in exposures (payroll, budget), with all other policy terms unchanged. The increases in exposure (payroll, employee count), also resulted in an increase of approximately 13 percent to \$76,846 to the Excess Workers' Compensation premium. The premium for the Agency Master Crime policy increased by less than 1 percent to \$19,948.

As we entered 2019, we were in the process of completing property appraisals for several IEUA facilities. In anticipation of significant increases, we increased the budget to absorb the additional premium. However, the appraisals were not finalized in time to apply to the new policy period's schedule of values.

**Table 1: FY 2019/20 Insurance Premium Summary**

Insurance	Coverage Limits	Self-Insured Retention (SIR)	FY 2018/19 Premium m	FY 2019/20 Premium m	Percent Change	FY 2018/19 Budget	FY 2019/20 Budget
<b>General Liability</b>	\$20,000,000	\$1,000,000	\$398,556	\$406,495	2%	\$875,000	\$1,005,000
<b>Property, Boiler &amp; Machinery</b>	Schedule	\$25,000	\$266,800	\$328,580	23%		*Budget increase based on anticipation of 2019 property appraisals
	<i>Total Insured Value (TIV) (\$1,000s)</i>		\$544,843	\$592,804	9%		
<b>Workers' Comp</b>	\$25,000,000	\$1,000,000	\$67,865	\$76,846	13%		
<b>Master Crime</b>	\$15,000,000	\$2,500	\$18,659	\$19,948	1%		
<b>Total Premiums</b>			<b>\$751,880</b>	<b>\$831,869</b>	<b>10.6%</b>		

**INFORMATION  
ITEM  
3A**



**Date:** July 17, 2019

LDV

**To:** The Honorable Board of Directors

**From:** Shivaji Deshmukh, General Manager

**Committee:** Finance & Administration

07/10/19

**Executive Contact:** Christina Valencia, Executive Manager of Finance & Administration/AGM

**Subject:** Treasurer's Report of Financial Affairs

---

**Executive Summary:**

The Treasurer's Report of Financial Affairs for the month ended May 31, 2019 is submitted in a format consistent with the State requirement.

For the month of May 2019, total cash, investments, and restricted deposits of \$253,506,613 reflects an increase of \$8,326,108 compared to the total of \$245,180,505 reported for April 2019. The increase was primarily due to property tax receipts of \$8.0 million. As a result, the average days cash on hand for the month ended May 31, 2019 increased from 256 days to 267 days.

The unrestricted Agency investment portfolio yield in May 2019 was 2.527 percent, a decrease of 0.045 percent compared to the April 2019 yield of 2.572 percent. The slight decrease in yield is mainly attributed to the decrease in California Asset Management Program (CAMP) and Medium Term note yields.

---

**Staff's Recommendation:**

The Treasurer's Financial Affairs Report for the month ended May 31, 2019 is an information item for the Board of Director's review.

---

**Budget Impact** *Budgeted (Y/N):* N *Amendment (Y/N):* N *Amount for Requested Approval:*

*Account/Project Name:*

**Fiscal Impact** *(explain if not budgeted):*

Interest earned on the Agency's investment portfolio increases the Agency's overall reserves.

Full account coding (internal AP purposes only):

- - -  
- - -

Project No.:

**Prior Board Action:**

On June 12, 2019, the Board of Directors approved the Treasurer's Financial Affairs Report for the month ended April 30, 2019.

---

**Environmental Determination:**

Not Applicable

---

**Business Goal:**

The Financial Affairs report is consistent with the Agency's Business Goal of Fiscal Responsibility in providing financial reporting that accounts for cash and investment activities to fund operating requirements and to optimize investment earnings.

---

**Attachments:**

- Attachment 1 - Background
- Attachment 2 - PowerPoint
- Attachment 3 - Treasurer's Report of Financial Affairs

# Background

Subject: Treasurer's Report of Financial Affairs

The Treasurer's Report of Financial Affairs for the month ended May 31, 2019 is submitted in a format consistent with State requirements. The monthly report denotes investment transactions that have been executed in accordance with the criteria stated in the Agency's Investment Policy (Resolution No. 2019-3-1).

Agency total cash, investments, and restricted deposits for the month of May 2019 was \$253.5 million, an increase of \$8.3 million from the \$245.2 million reported for the month ended April 30, 2019. The increase was primarily due to receipt of \$8.0 million of property taxes.

Table 1 represents the unrestricted Agency investment portfolio, by authorized investment and duration, with total portfolio amount of \$154.7 million. The Agency portfolio excludes cash and restricted deposits in the amount of \$98.8 million held by member agencies and with fiscal agents.

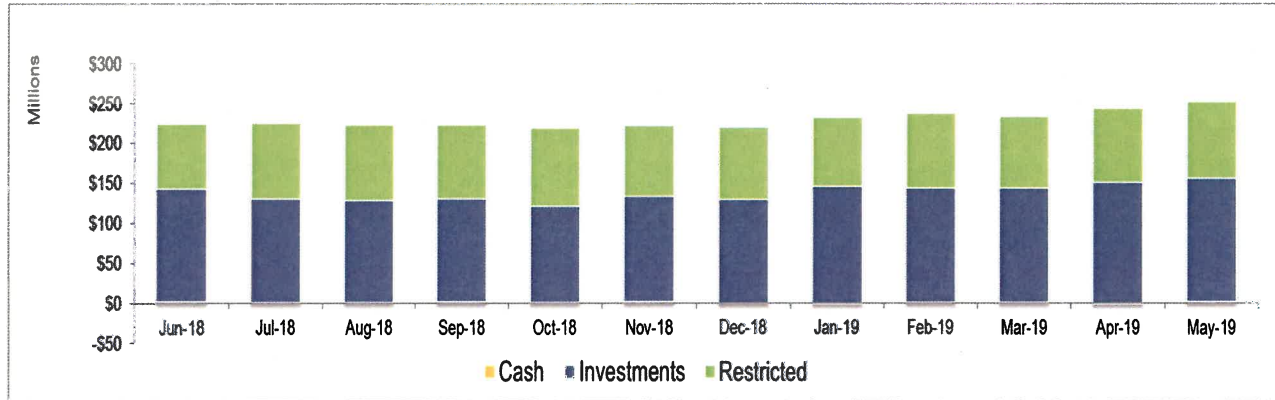
**Table 1: Agency Portfolio**

Authorized Investments	Allowable Threshold (\$ million or %)	Investment Value as of May 31, 2019 (\$ million)				Average Yield %	Portfolio% (Unrestricted)
		Under 1 Year	1-3 Years	Over 3 Years	Total		
LAIF*- Unrestricted	\$65	\$21.8	\$0	\$0	\$21.8	2.45%	14.1%
CAMP** – Unrestricted	n/a	31.7			31.6	2.52	20.5
Citizens Business Bank – Sweep	40%	9.9			9.9	1.10	6.4
<b>Sub-Total Agency Managed</b>		<b>\$63.3</b>	<b>\$0</b>	<b>\$0</b>	<b>\$63.3</b>	<b>2.27%</b>	<b>41.0%</b>
Brokered Certificates of Deposit	30%	\$1.4	\$2.5	\$0	\$3.9	3.12%	2.5%
Commercial Paper	25%	1.0			1.0	3.07	0.6
Medium Term Notes	30%	0.8	7.0	7.4	15.1	3.03	9.8
Municipal Bonds	10%	1.0			1.0	1.75	0.7
US Treasury Notes	n/a		25.4	19.9	45.3	2.62	29.2
US Gov't Securities	n/a	5.8	11.7	7.5	25.1	2.61	16.2
<b>Sub-Total PFM Managed</b>		<b>\$10.0</b>	<b>\$46.6</b>	<b>\$34.8</b>	<b>\$91.4</b>	<b>2.67%</b>	<b>59.0%</b>
<b>Total</b>		<b>\$73.3</b>	<b>\$46.6</b>	<b>\$34.8</b>	<b>\$154.7</b>	<b>2.527%</b>	<b>100.0%</b>

\*LAIF – Local Agency Investment Fund

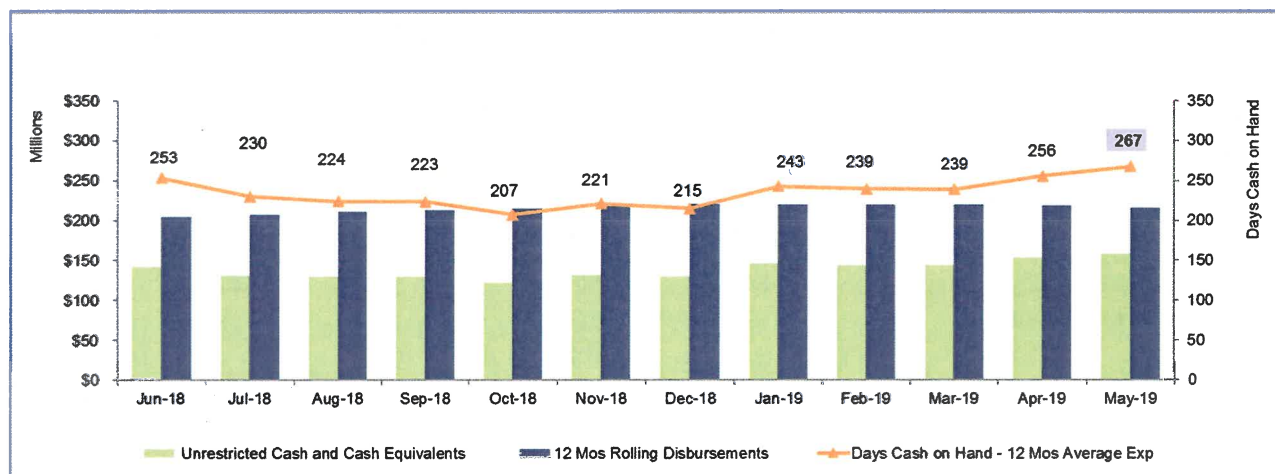
\*\*CAMP – California Asset Management Program

**Figure 1: Cash, Investments, and Restricted Deposits**




Average days cash on hand is calculated using the monthly ending balance of unrestricted cash and cash equivalents divided by disbursements associated with operating expenses, debt service, and capital expenditures as recorded in the Agency’s cash flow. The average days cash on hand for the month ended May 31, 2019 increased from 256 days to 267 days as shown in Figure 2.

**Figure 2: Days Cash on Hand – 12 Month Rolling Average**



Monthly cash and investment summaries are available on the Agency’s website at [www.ieua.org/fy-2018-19-cash-and-investment/](http://www.ieua.org/fy-2018-19-cash-and-investment/).

# Treasurer's Report of Financial Affairs for Month Ended May 31, 2019





# Agency Liquidity

- ❖ Slight decrease in overall yield mainly attributed to lower yields in California Asset Management Program (CAMP) and Medium-Term Notes.

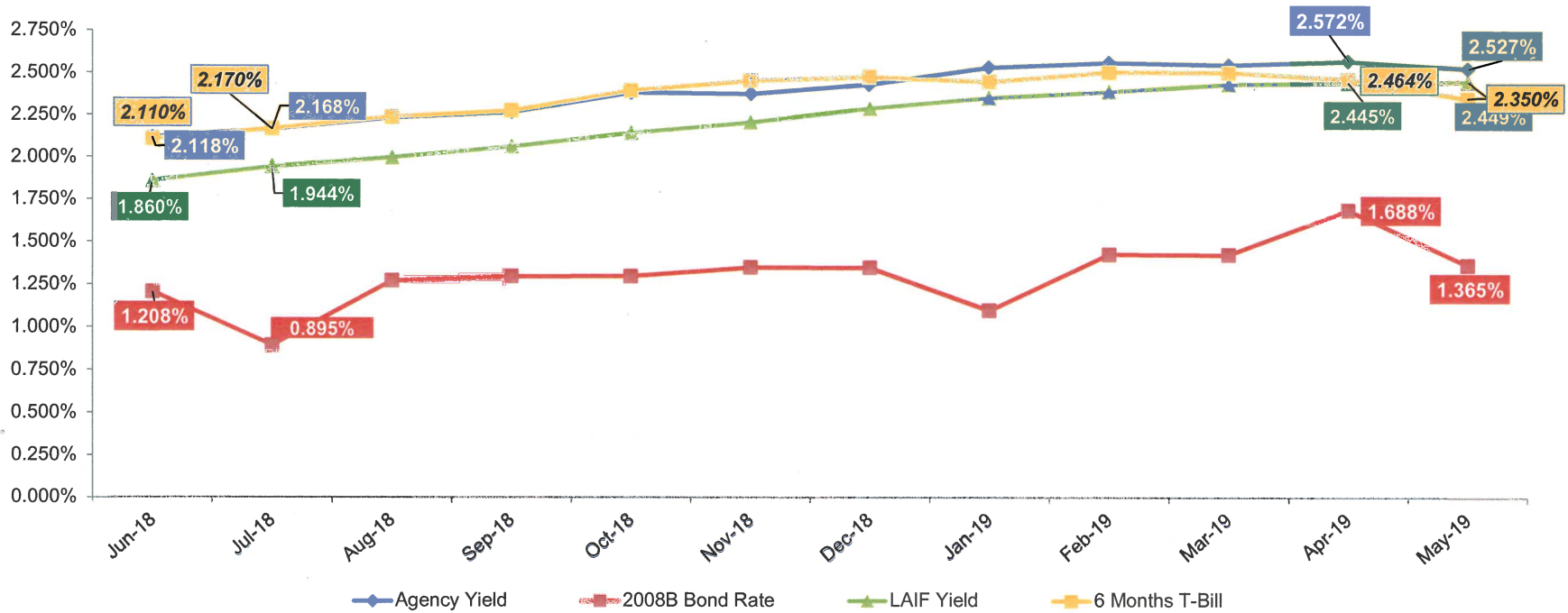
Description	May (\$ million)	April (\$ million)	Increase/ (Decrease) (\$ million)
Investment Portfolio	\$154.7	\$151.5	\$3.2
Cash and Restricted Deposits	\$98.8	\$93.7	\$5.1
<b>Total Investments, Cash, and Restricted Deposits</b>	<b>\$253.5</b>	<b>\$245.2</b>	<b>\$8.3</b>
Investment Portfolio Yield	2.527%	2.572%	(0.045%)
Weighted Average Duration (Years)	1.02	1.04	(0.02)
Average Cash on Hand (Days)	267	256	11

Monthly cash and investment summaries available at: <http://www.ieua.org/fy-2018-19-cash-and-investment/>


# Agency Investment Position

Authorized Investments	Allowable Threshold (\$ million or %)	Under 1 Year	1 – 3 Years	Over 3 Years	Total	Average Yield %	Portfolio % (Unrestricted)
Local Agency Investment Fund	\$65	\$21.8	\$0.0	\$0.0	\$21.8	2.45%	14.1%
California Asset Management Program	n/a	31.7			31.6	2.52	20.5
Citizens Business Bank – Sweep	40%	9.9			9.9	1.10	6.4
<b>Sub-Total Agency Managed</b>		<b>\$63.3</b>	<b>\$0.0</b>	<b>\$0.0</b>	<b>\$63.3</b>	<b>2.27%</b>	<b>41.0%</b>
Brokered Certificates of Deposit (CD)	30%	\$0.0	\$2.5	\$0.0	\$3.9	3.12%	2.5%
Commercial Paper	25%	1.0			1.0	3.07	0.6
Medium-Term Notes	30%		7.0	7.4	15.1	3.03	9.8
Municipal Bonds	10%	1.0			1.0	1.75	0.7
US Treasury Notes	n/a		25.4	19.9	45.3	2.62	29.2
US Government Securities	n/a	5.8	11.7	7.5	25.1	2.61	16.2
<b>Sub-Total PFM Managed</b>		<b>\$10.0</b>	<b>\$46.6</b>	<b>\$34.8</b>	<b>\$91.4</b>	<b>2.67%</b>	<b>59.0%</b>
<b>Total</b>		<b>\$73.3</b>	<b>\$46.6</b>	<b>\$34.8</b>	<b>\$154.7</b>	<b>2.527%</b>	<b>100.0%</b>

# Portfolio Yield Comparison



# Questions



The Treasurer's Report of Financial Affairs is consistent with the Agency's business goal of fiscal responsibility.

## TREASURER'S REPORT OF FINANCIAL AFFAIRS

For the Month Ended May 31, 2019



All investment transactions have been executed in accordance with the criteria stated in the Agency's Investment Policy (Resolution No. 2019-3-1) adopted by the Inland Empire Utilities Agency's Board of Directors during its regular meeting held on March 20, 2019.

The funds anticipated to be available during the next six-month period are expected to be sufficient to meet all foreseen expenditures during the period.

\* A Municipal Water District

# INLAND EMPIRE UTILITIES AGENCY

## Cash and Investment Summary

Month Ended  
May 31, 2019

	May	April	Variance
<b><u>Cash, Bank Deposits, and Bank Investment Accounts</u></b>	<b>\$3,045,545</b>	<b>\$1,433,799</b>	<b>\$1,611,746</b>
<b><u>Investments</u></b>			
<b>Agency Managed</b>			
Citizens Business Bank (CBB) Repurchase (Sweep)	\$9,887,196	\$4,791,515	\$5,095,681
Local Agency Investment Fund (LAIF)	21,832,677	21,832,677	0
California Asset Management Program (CAMP)	31,647,941	33,577,422	(1,929,481)
<b>Total Agency Managed Investments</b>	<b>63,367,814</b>	<b>60,201,614</b>	<b>3,166,200</b>
<b>PFM Managed</b>			
Certificates of Deposit	\$3,864,723	\$3,864,701	\$22
Municipal Bonds	999,682	999,575	107
Utilities Agency's Board of Directors during its regular meeting held on March 20, 2019.	1,014,135	1,011,500	2,635
Medium Term Notes	15,078,676	15,651,813	(573,137)
U.S. Treasury Notes	45,305,216	44,026,111	1,279,105
U.S. Government Sponsored Entities	25,051,376	25,721,997	(670,621)
<b>Total PFM Managed Investments</b>	<b>91,313,808</b>	<b>91,275,697</b>	<b>38,111</b>
<b>Total Investments</b>	<b>\$154,681,622</b>	<b>\$151,477,311</b>	<b>\$3,204,311</b>
<b>Total Cash and Investments Available to the Agency</b>	<b>\$157,727,167</b>	<b>\$152,911,110</b>	<b>\$4,816,057</b>
<b><u>Restricted Deposits</u></b>			
CAMP Water Connection Reserve	\$14,108,425	\$13,557,709	\$550,716
LAIF Self Insurance Reserve	6,106,308	6,106,308	0
Debt Service Accounts	2,602,256	4,103,458	(1,501,202)
Capital Capacity Reimbursement Account (CCRA) Deposits Held by Member Agencies**	58,089,948	53,419,015	4,670,933
California Employers' Retirement Benefit Trust Account - CERBT (Other Post Employment Benefits - OPEB)	14,676,753	14,899,224	(222,471)
Escrow Deposits	195,756	183,681	12,075
<b>Total Restricted Deposits</b>	<b>\$95,779,446</b>	<b>\$92,269,395</b>	<b>\$3,510,051</b>
<b>Total Cash, Investments, and Restricted Deposits</b>	<b>\$253,506,613</b>	<b>\$245,180,505</b>	<b>\$8,326,108</b>

\*\*Reported total as of April 2019 net of capital call receipts.

**INLAND EMPIRE UTILITIES AGENCY**  
**Cash and Investment Summary**

Month Ended  
May 31, 2019

**Cash, Bank Deposits, and Bank Investment Accounts**

CBB Demand Account (Negative balance offset by CBB Sweep Balance)	\$318,942
CBB Payroll Account	-
CBB Workers' Compensation Account	53,762
Subtotal Demand Deposits	<u>\$372,704</u>
<b>Other Cash and Bank Accounts</b>	
Petty Cash	\$2,250
Subtotal Other Cash	<u>\$2,250</u>
<b>US Bank Pre-Investment Money Market Account</b>	<u>\$2,670,591</u>
<b>Total Cash and Bank Accounts</b>	<u>\$3,045,545</u>

**Unrestricted Investments**

<b>CBB Repurchase (Sweep) Investments</b>	
Freddie Home Loan Mortgage Corporation (Freddie Mac)	\$9,887,196
Subtotal CBB Repurchase (Sweep)	<u>\$9,887,196</u>
<b>Local Agency Investment Fund (LAIF)</b>	
LAIF Fund	\$21,832,677
Subtotal Local Agency Investment Fund	<u>\$21,832,677</u>
<b>California Asset Management Program (CAMP)</b>	
Short Term	\$31,647,941
Subtotal CAMP	<u>\$31,647,941</u>
<b>Subtotal Agency Managed Investment Accounts</b>	<u>\$63,367,814</u>

**INLAND EMPIRE UTILITIES AGENCY**

**Cash and Investment Summary**

Month Ended  
May 31, 2019

**Unrestricted Investments Continued**

**Brokered Certificates of Deposit**

Brokered Certificates of Deposit	\$3,864,723
Subtotal Brokered Certificates of Deposit	<u>\$3,864,723</u>

**Commercial Paper**

JP Morgan Securities	\$1,014,135
Subtotal Commercial Paper	<u>\$1,014,135</u>

**Municipal Bonds**

University of California Taxable Revenue Bonds	\$999,682
Subtotal State and Municipal Bonds	<u>\$999,682</u>

**Medium Term Notes**

UPS of America Inc	758,359
Hershey Company	334,847
American Honda Finance	778,093
Boeing Co	764,692
Toyota Motor	1,184,721
Bank of NY Mellon	2,765,905
American Express	789,514
Walt Disney Company	803,222
Paccar Financial Corp	929,507
Visa Inc	802,568
Bank of America	776,468
Oracle Corporation	1,395,806
Amazon Inc	926,286
Burlington North Santa Fe Corp	792,785
Pfizer Inc	1,275,904
Subtotal Medium Term Notes	<u>\$15,078,676</u>



**INLAND EMPIRE UTILITIES AGENCY**

**Cash and Investment Summary**

Month Ended  
May 31, 2019

**Unrestricted Investments Continued**

**U.S. Treasury Notes**

Treasury Note	\$45,305,216
Subtotal U.S. Treasury Notes	<u>\$45,305,216</u>

**U.S. Government Sponsored Entities**

Fannie Mae Bank	\$9,602,100
Freddie Mac Bank	7,992,712
Federal Home Loan Bank	7,456,564
Subtotal U.S. Government Sponsored Entities	<u>\$25,051,376</u>

<b>Subtotal PFM Managed Investment Accounts</b>	<b><u>\$91,313,808</u></b>
---	----------------------------

<b><i>Total Investments</i></b>	<b><u>\$154,681,622</u></b>
---------------------------------	-----------------------------

**Restricted Deposits**

**Investment Pool Accounts**

CAMP -Water Connection Reserves	\$14,108,425
LAIF - Self Insurance Fund Reserves	6,106,308
Subtotal Investment Pool Accounts	<u>\$20,214,733</u>

**Debt Service**

2008B Debt Service Accounts	\$2,601,827
2010A Debt Service Accounts	3
2017A Debt Service Accounts	426
Subtotal Debt Service	<u>\$2,602,256</u>

**INLAND EMPIRE UTILITIES AGENCY**  
**Cash and Investment Summary**

Month Ended  
 May 31, 2019

**Restricted Deposits Continued**

**CCRA Deposits Held by Member Agencies**

City of Chino	\$9,412,381
Cucamonga Valley Water District	10,259,088
City of Fontana	7,618,056
City of Montclair	2,562,414
City of Ontario	19,292,745
City of Chino Hills	6,088,810
City of Upland	2,856,454
Subtotal CCRA Deposits Held by Member Agencies**	\$58,089,948

\*\*Reported total as of April 2019 net of capital call receipts.

**CalPERS**

CERBT Account (OPEB)	\$14,676,753
Subtotal CalPERS Accounts	\$14,676,753

**Escrow Deposits**

Genesis Construction	\$156,276
Stanek Construction	39,480
Subtotal Escrow Deposits	\$195,756

<b><i>Total Restricted Deposits</i></b>	\$95,779,446
---	--------------

<b><i>Total Cash, Investments, and Restricted Deposits as of May 31, 2019</i></b>	<b>\$253,506,613</b>
---	----------------------

Total Cash, Investments, and Restricted Deposits as of 05/31/19	\$253,506,613
Less: Total Cash, Investments, and Restricted Deposits as of 04/30/19	245,180,505

<b><i>Total Monthly Increase (Decrease)</i></b>	<b>\$8,326,108</b>
---	--------------------

**INLAND EMPIRE UTILITIES AGENCY**

**Cash and Investment Summary**

Month Ended  
May 31, 2019

	Settlement Date	Security Length	Credit Rating @ Purchase		CHANGES IN Credit Rating		Par Amount	Cost Basis Amount	Term (Days)	May Value	% Coupon	% Yield to Maturity	Maturity Date	Market Value
			S&P	Moody's	S&P	Moody's								
<b>Cash, Bank Deposits, and Bank Investment Accounts</b>														
<b>Citizens Business Bank (CBB)</b>														
Demand Account							\$318,942	\$318,942	N/A	\$318,942		N/A	N/A	\$318,942
Payroll Checking							0	0	N/A	0		N/A	N/A	0
Workers' Compensation Account							53,762	53,762	N/A	53,762		N/A	N/A	53,762
Subtotal CBB Accounts							\$372,704	\$372,704		\$372,704				\$372,704
<b>Bank of America (BoFA)</b>														
Payroll Checking							\$0	\$0	N/A	\$0		N/A	N/A	\$0
Payroll Tax Checking							0	0	N/A	0		N/A	N/A	0
Savings Account							-	\$0	N/A	-		0.000	N/A	-
Subtotal B of A Accounts							\$0	\$0		\$0		N/A		\$0
<b>Bank of the West</b>														
during its regular meeting held on March 20, 2019.														
Money Market Plus - Business Account							\$0	\$0	N/A	\$0		0.00%	N/A	\$0
Subtotal Bank of the West Account							\$0	\$0		\$0		0.00%		\$0
<b>US Bank (USB)</b>														
Custodial Money Market (Investment Mgmt.)							\$360,307	\$360,307	N/A	\$360,307		1.92%	N/A	\$360,307
Custodial Money Market (Debt Service)							2,310,284	2,310,284	N/A	2,310,284		1.92%	N/A	2,310,284
Subtotal USB Account							\$2,670,591	\$2,670,591		\$2,670,591		1.92%		\$2,670,591
Petty Cash							\$2,250	\$2,250	N/A	\$2,250		N/A	N/A	\$2,250
<b>Total Cash, Bank Deposits and Bank Investment Accounts</b>							<b>\$3,045,545</b>	<b>\$3,045,545</b>		<b>\$3,045,545</b>				<b>\$3,045,545</b>
<b>Investments</b>														
27938984.53														
<b>CBB Daily Repurchase (Sweep) Accounts</b>														
Freddie Home Loan Mortgage Corporation (Freddie Mac)							\$9,887,196	\$9,887,196	N/A	\$9,887,196		1.10%	N/A	\$9,887,196
Subtotal CBB Repurchase Accounts							\$9,887,196	\$9,887,196		\$9,887,196		1.10%		\$9,887,196
<b>LAIF Accounts</b>														
Non-Restricted Funds							\$21,832,677	\$21,832,677	N/A	\$21,832,677		2.449%	N/A	\$21,832,677
Subtotal LAIF Accounts							\$21,832,677	\$21,832,677		\$21,832,677		2.449%		\$21,832,677
<b>CALTRUST Accounts</b>														
Short-Term							\$0	\$0	N/A	\$0			N/A	\$0
Medium-Term (Self Insurance Reserves)							0	0	N/A	0			N/A	0
Subtotal CalTrust Accounts							\$0	\$0		\$0				\$0
<b>Certificates of Deposit</b>														
CBB Certificate of Deposit	07/19/13	-40879					\$0	\$0		\$0		0.00%		\$0
Subtotal Certificate of Deposits							\$0	\$0		\$0		0.00%		\$0
<b>CAMP Accounts</b>														
Non-Restricted Funds							\$31,647,941	\$31,647,941	N/A	\$31,647,941		2.52%	N/A	\$31,647,941
Subtotal CAMP Accounts							\$31,647,941	\$31,647,941		\$31,647,941		2.52%		\$31,647,941
<b>Subtotal Agency Managed Investment Accounts</b>							<b>\$63,367,814</b>	<b>\$63,367,814</b>		<b>\$63,367,814</b>		<b>2.27%</b>		<b>\$63,367,814</b>
<b>Brokered Certificates of Deposit (CDs)</b>														
Bank of Nova Scotia Houston	06/07/18	718	A+	Aa2			\$1,410,000	\$1,409,464	729	\$1,409,723	3.08%	3.10%	06/05/20	\$1,418,801
Bank of Montreal Chicago	08/03/18	720	A+	Aa2			1,400,000	1,400,000	731	1,400,000	3.19%	3.23%	08/03/20	1,405,762
Synchrony Bank	10/02/15	1800	N/R	N/R			240,000	240,000	1827	240,000	2.25%	2.25%	10/02/20	239,276
Royal Bank of Canada NY	06/08/18	1079	AA-	Aa2			815,000	815,000	1095	815,000	3.24%	3.24%	06/07/21	826,819
Subtotal Brokered CDs							\$3,865,000	\$3,864,464		\$3,864,723		3.12%		\$3,890,659
<b>Investments (continued)</b>														
<b>US Treasury Note</b>														
US Treasury Note	04/18/18	807	AA+	Aaa			\$2,195,000	\$2,149,128	819	\$2,171,773	1.500%	2.46%	07/15/20	\$2,178,109
US Treasury Note	04/18/18	1003	AA+	Aaa			2,225,000	2,201,012	1019	2,210,491	2.125%	2.53%	01/31/21	2,228,651
US Treasury Note	01/24/19	741	AA+	Aaa			1,900,000	1,886,938	753	1,889,142	2.250%	2.59%	02/15/21	1,907,273
US Treasury Note	03/15/19	825	AA+	Aaa			2,781,000	2,761,120	838	2,762,969	2.125%	2.45%	06/30/21	2,791,212
US Treasury Note	04/17/18	1184	AA+	Aaa			2,615,000	2,588,543	1201	2,597,372	2.250%	2.57%	07/31/21	2,631,650

**INLAND EMPIRE UTILITIES AGENCY**

**Cash and Investment Summary**

Month Ended  
May 31, 2019

	Settlement Date	Security Length	Credit Rating @ Purchase		CHANGES IN Credit Rating		Par Amount	Cost Basis Amount	Term (Days)	May Value	% Coupon	% Yield to Maturity	Maturity Date	Market Value
			S&P	Moody's	S&P	Moody's								
US Treasury Note	07/17/18	1184	AA+	Aaa			580,000	567,426	1202	570,674	2.000%	2.69%	10/31/21	581,020
US Treasury Note	04/17/18	1303	AA+	Aaa			2,555,000	2,480,346	1323	2,502,788	1.750%	2.60%	11/30/21	2,544,121
US Treasury Note	04/25/18	1416	AA+	Aaa			2,500,000	2,418,750	1436	2,440,660	1.875%	2.75%	03/31/22	2,498,633
US Treasury Note	08/03/18	1318	AA+	Aaa			3,070,000	2,969,266	1336	2,991,220	1.875%	2.82%	03/31/22	3,068,321
US Treasury Note	09/06/18	1285	AA+	Aaa			3,790,000	3,678,225	1302	3,700,429	1.875%	2.75%	03/31/22	3,787,927
US Treasury Note	04/17/18	1453	AA+	Aaa			1,605,000	1,558,480	1474	1,570,943	1.875%	2.75%	04/30/22	1,603,244
US Treasury Note	07/05/18	1435	AA+	Aaa			1,300,000	1,252,570	1456	1,262,916	1.750%	2.72%	06/30/22	1,294,465
US Treasury Note	06/06/18	1554	AA+	Aaa			2,065,000	1,980,706	1577	1,999,133	1.750%	2.76%	09/30/22	2,054,514
US Treasury Note	05/04/18	1617	AA+	Aaa			1,600,000	1,546,625	1641	1,558,828	2.000%	2.80%	10/31/22	1,604,563
US Treasury Note	10/04/18	1557	AA+	Aaa			1,040,000	990,356	1580	997,532	1.750%	2.93%	01/31/23	1,033,824
US Treasury Note	04/17/18	1751	AA+	Aaa			305,000	288,535	1778	292,147	1.500%	2.69%	02/28/23	300,389
US Treasury Note	07/05/18	1673	AA+	Aaa			1,275,000	1,206,269	1699	1,219,019	1.500%	2.74%	02/28/23	1,255,726
US Treasury Note	02/12/19	1489	AA+	Aaa			1,235,000	1,189,508	1508	1,192,663	1.500%	2.44%	03/31/23	1,216,040
US Treasury Note	01/24/19	1596	AA+	Aaa			2,000,000	1,899,453	1618	1,907,074	1.38%	2.58%	06/30/23	1,956,406
US Treasury Note	02/12/19	1609	AA+	Aaa			1,260,000	1,196,951	1630	1,200,999	1.25%	2.44%	07/31/23	1,225,941
US Treasury Note	05/03/19	1587	AA+	Aaa			650,000	667,088	1691	666,796	2.25%	2.88%	09/30/23	675,238
US Treasury Note	03/08/19	1687	AA+	Aaa			3,450,000	3,484,904	1713	3,483,322	2.75%	2.52%	11/15/23	3,568,190
US Treasury Note	01/09/19	1761	AA+	Aaa			2,525,000	2,479,826	1786	2,483,281	2.13%	2.52%	11/30/23	2,545,122
US Treasury Note	01/31/19	1770	AA+	Aaa			120,000	120,356	1795	120,334	2.63%	2.56%	12/31/23	123,577
US Treasury Bill	05/24/19	10	AA+	Aaa			1,513,000	1,511,944	112	1,512,712	2.29%	2.29%	06/04/19	1,512,905
<b>Subtotal US Treasuries</b>							<b>\$46,154,000</b>	<b>\$45,074,325</b>		<b>\$45,305,216</b>		<b>\$0</b>		<b>\$46,187,060</b>
<b>U.S. Government Sponsored Entities</b>														
Fannie Mae Bond	06/09/16	1157	AA+	Aaa			1,350,000	1,350,000	1,173	1,350,000	1.250%	1.25%	08/26/19	1,346,383
Federal Home Loan Bank	04/25/18	646	AA+	Aaa			2,000,000	1,986,100	657	1,994,565	2.13%	2.52%	02/11/20	1,998,442
Federal Home Loan Bank	04/18/18	702	AA+	Aaa			2,500,000	2,495,600	712	2,498,109	2.38%	2.47%	03/30/20	2,501,443
Freddie Mac Bond	04/17/18	1019	AA+	Aaa			2,500,000	2,485,350	1,036	2,491,061	2.38%	2.59%	02/16/21	2,514,360
Freddie Mac Bond	04/25/18	1011	AA+	Aaa			2,550,000	2,527,994	1,028	2,536,453	2.38%	2.70%	02/16/21	2,564,647
Fannie Mae Bond	04/17/18	1076	AA+	Aaa			2,510,000	2,502,671	1,092	2,505,361	2.50%	2.60%	04/13/21	2,532,126
Federal Home Loan Bank	01/24/19	987	AA+	Aaa			1,865,000	1,882,717	1,001	1,880,522	3.00%	2.63%	10/21/21	1,909,098
Fannie Mae Bond	01/11/19	1080	AA+	Aaa			795,000	794,428	1,096	794,499	2.63%	2.65%	01/11/22	807,878
Freddie Mac Bond	03/08/19	1070	AA+	Aaa			1,520,000	1,520,000	1,088	1,519,773	2.85%	2.85%	02/28/22	1,520,720
Fannie Mae Bond	04/17/18	1608	AA+	Aaa			1,655,000	1,603,678	1,632	1,616,005	2.00%	2.74%	10/05/22	1,657,238
Freddie Mac Bond	07/05/18	1784	AA+	Aaa			1,450,000	1,444,461	1,810	1,445,426	2.75%	2.83%	06/19/23	1,492,331
Fannie Mae Bond	12/06/18	1716	AA+	Aaa			855,000	853,273	1,741	853,458	2.88%	2.92%	09/12/23	885,496
Fannie Mae Bond	11/05/18	1747	AA+	Aaa			1,820,000	1,803,274	1,772	1,805,157	2.88%	3.08%	09/12/23	1,884,916
Federal Home Loan Bank	01/31/19	1748	AA+	Aaa			870,000	895,642	1,772	894,003	3.38%	2.72%	12/08/23	922,191
Fannie Mae Bond	02/08/19	1797	AA+	Aaa			680,000	677,470	1,823	677,620	2.50%	2.58%	02/05/24	695,150
Federal Home Loan Bank	02/15/19	1798	AA+	Aaa			190,000	189,327	1,824	189,365	2.50%	2.58%	02/13/24	194,317
<b>Subtotal U.S. Gov't Sponsored Entities</b>							<b>25,110,000</b>	<b>25,011,986</b>		<b>\$25,051,376</b>		<b>2.61%</b>		<b>\$25,426,737</b>
<b>Investments (continued)</b>														
<b>Commercial Paper</b>														
JP Morgan Securities	11/13/18		A-1	P-1			<u>\$1,020,000</u>	<u>\$997,135</u>	269	<u>\$1,014,135</u>		<u>3.07%</u>	08/09/19	<u>\$1,015,075</u>
<b>Subtotal Commercial Paper</b>							<b>\$1,020,000</b>	<b>\$997,135</b>		<b>\$1,014,135</b>		<b>3.07%</b>		<b>\$1,015,075</b>
<b>Municipal Bonds</b>														
University of California Taxable Revenue Bond:	02/09/17		AA	N/R			<u>\$1,000,000</u>	<u>\$996,800</u>	934	<u>\$999,682</u>	1.625%	1.75%	09/01/19	<u>\$997,920</u>
<b>Subtotal State and Local Municipal Bonds</b>							<b>\$1,000,000</b>	<b>\$996,800</b>		<b>\$999,682</b>		<b>1.75%</b>		<b>\$997,920</b>
<b>Investments (continued)</b>														
<b>Medium Term Notes</b>														
UPS of America Inc	04/18/18	703	A+	A1			725,000	802,046	714	758,359	8.38%	2.75%	04/01/20	759,530
Toyota Motor	01/08/19	720	AA-	Aa3			200,000	199,880	731	199,903	3.05%	3.08%	01/08/21	201,864
Hershey Company	05/10/18	1085	A	A1			335,000	334,769	1101	334,847	3.10%	3.12%	05/15/21	340,126
American Honda Finance	04/18/18	1164	A+	A2			800,000	767,016	1181	778,093	1.65%	3.00%	07/12/21	787,633
Boeing Co	04/18/18	1197	A	A2			680,000	805,678	1215	764,692	8.75%	2.88%	08/15/21	769,261
Toyota Motor	04/27/18	1334	AA-	Aa3			1,000,000	978,790	1355	984,818	2.60%	3.21%	01/11/22	1,003,089
Bank of NY Mellon	04/18/18	1369	A	A1			1,400,000	1,371,048	1391	1,379,244	2.60%	3.18%	02/07/22	1,403,563
American Express	04/18/18	1395	A-	A2			800,000	785,488	1415	789,514	2.70%	3.20%	03/03/22	803,190
Walt Disney Company	04/18/18	1396	A+	A2			815,000	798,692	1416	803,222	2.45%	3.00%	03/04/22	816,667

**INLAND EMPIRE UTILITIES AGENCY**  
**Cash and Investment Summary**

Month Ended  
 May 31, 2019

	Settlement Date	Security Length	Credit Rating @ Purchase		CHANGES IN Credit Rating		Par Amount	Cost Basis Amount	Term (Days)	May Value	% Coupon	% Yield to Maturity	Maturity Date	Market Value
			S&P	Moody's	S&P	Moody's								
Paccar Financial Corp	05/10/19	1080	A+	A3			930,000	929,498	1483	929,507	2.65%	2.67%	05/10/22	938,927
Visa Inc	04/18/18	1587	A+	A1			825,000	795,407	1611	802,568	2.15%	3.03%	09/15/22	820,800
Bank of America	04/18/18	1623	A-	A3			800,000	769,264	1647	776,468	2.50%	3.43%	10/21/22	795,953
Oracle Corp	04/19/18	1736	AA-	A1			1,420,000	1,389,001	1763	1,395,806	2.63%	3.11%	02/15/23	1,416,734
Amazon Inc	04/15/19	1387	AA-	A3			935,000	925,996	1774	926,286	2.40%	2.66%	02/22/23	933,169
Burlington North Santa Fe Corp	04/18/18	1767	A+	A3			800,000	790,800	1792	792,785	3.00%	3.26%	03/15/23	813,083
Bank of NY Mellon	01/24/19	1534	A	A1			1,375,000	1,387,595	1555	1,386,660	3.50%	3.27%	04/28/23	1,419,575
Pfizer Inc	04/04/19	1781	AA	A1			1,260,000	1,276,393	1807	1,275,904	2.95%	2.67%	03/15/24	1,288,471
<b>Subtotal Medium Term Notes</b>							<b>\$15,100,000</b>	<b>\$15,107,360</b>		<b>\$15,078,676</b>		<b>3.03%</b>		<b>\$15,311,634</b>
<b>Subtotal PFM Managed Investment Accounts</b>							<b>\$92,249,000</b>	<b>\$91,052,070</b>		<b>\$91,313,808</b>		<b>2.70%</b>		<b>\$92,829,086</b>
<b>Total Investments</b>							<b>\$155,616,814</b>	<b>\$154,419,884</b>		<b>\$154,681,622</b>				<b>\$156,196,900</b>
<i>(Source of Investment Amortized Cost: PFM)</i>														
<b>Restricted Deposits</b>														
<b>Investment Pool Accounts</b>														
CAMP - Water Connection Reserves							\$14,108,425	\$14,108,425	N/A	\$14,108,425		2.52%	N/A	\$14,108,425
LAIF - Self Insurance Reserves							6,106,308	6,106,308	N/A	6,106,308		2.45%	N/A	6,106,308
<b>Total Investment Pool Accounts</b>							<b>\$20,214,733</b>	<b>\$20,214,733</b>		<b>\$20,214,733</b>		<b>2.50%</b>		<b>\$20,214,733</b>
<b>Debt Service and Arbitrage Accounts</b>														
<b>08A Debt Service Accounts</b>														
2008B Debt Service Accounts							\$2,601,827	\$2,601,827	N/A	\$2,601,827		1.84%		\$2,601,827
2010A Debt Service Accounts							3	3	N/A	3		0.34%		3
2017A Debt Service Accounts							426	426	N/A	426		0.30%		426
<b>Other US Bank Debt Service Accts</b>							\$0	\$0	N/A	\$0		0.00%	N/A	\$0
IMMA ( Money Market)							\$0	\$0		\$0		0.00%		\$0
Subtotal USB Other Accts							\$0	\$0		\$0		0.00%		\$0
<b>Total Debt Service Accounts</b>							<b>\$2,602,256</b>	<b>\$2,602,256</b>		<b>\$2,602,256</b>		<b>1.84%</b>		<b>\$2,602,256</b>
<b>Restricted Deposits (continued)</b>														
<b>CCRA Deposits Held by Member Agencies</b>														
City of Chino							\$9,412,381	\$9,412,381	N/A	\$9,412,381		N/A	N/A	\$9,412,381
City of Chino Hills							6,088,810	6,088,810	N/A	6,088,810		N/A	N/A	6,088,810
Cucamonga Valley Water District							10,259,088	10,259,088	N/A	10,259,088		N/A	N/A	10,259,088
City of Fontana							7,618,056	7,618,056	N/A	7,618,056		N/A	N/A	7,618,056
City of Montclair							2,562,414	2,562,414	N/A	2,562,414		N/A	N/A	2,562,414
City of Ontario							19,292,745	19,292,745	N/A	19,292,745		N/A	N/A	19,292,745
City of Upland							2,856,454	2,856,454	N/A	2,856,454		N/A	N/A	2,856,454
<b>Subtotal CCRA Deposits Held by Member Agencies**</b>							<b>\$58,089,948</b>	<b>\$58,089,948</b>		<b>\$58,089,948</b>				<b>\$58,089,948</b>
<i>**Reported total as of April 2019 net of capital call receipts.</i>														
<b>CalPERS Deposits</b>														
CERBT Account (OPEB)							\$13,000,000	\$13,000,000	N/A	\$14,676,753		N/A	N/A	\$14,676,753
<b>Subtotal CalPERS Deposits</b>							<b>\$13,000,000</b>	<b>\$13,000,000</b>		<b>\$14,676,753</b>				<b>\$14,676,753</b>
<i>CERBT Strategy 2 Performance as of February 28, 2019 based on 1 Year Net Return was 2.30%.</i>														
<b>Escrow Deposits</b>														
Genesis Construction Escrow							\$156,276	\$156,276	N/A	\$156,276		N/A	N/A	\$156,276
Stanek Contractors Escrow							39,480	39,480	N/A	39,480		N/A	N/A	39,480
<b>Subtotal Escrow Deposits</b>							<b>\$195,756</b>	<b>\$195,756</b>		<b>\$195,756</b>				<b>\$195,756</b>
<b>LAIF - 2002A Issue Construction Fund</b>														
Subtotal Construction Fund							\$0	\$0		\$0		0.00%		\$0
							\$0	\$0		\$0		0.00%		\$0
<b>Total Restricted Deposits</b>							<b>\$94,102,693</b>	<b>\$94,102,693</b>		<b>\$95,779,446</b>				<b>\$95,779,446</b>
<b>Total Cash, Investments, and Restricted Deposits as of April 30, 2019</b>							<b>\$252,765,052</b>	<b>\$251,568,123</b>		<b>\$253,506,614</b>				<b>\$255,021,891</b>

**INLAND EMPIRE UTILITIES AGENCY**  
**Cash and Investment Summary**

Month Ended  
 May 31, 2019

**May Purchases**

No.	Date	Transaction	Investment Security	Type	Par Amount Purchased	Investment Yield to Maturity
1	05/01/19	Buy	US Treasury Notes	Treasury Note	\$650,000	2.88%
2	05/03/19	Buy	Paccar Financial Corp	Corporate Note	930,000	2.65%
3	05/22/19	Buy	Federal Home Loan Bank	GSE	1,520,000	2.65%
4	05/24/19	Buy	US Treasury Bill	Treasury Bill	1,513,000	0.00%
					<b><u>\$ 4,613,000</u></b>	

**May Investment Maturities, Calls & Sales**

No.	Date	Transaction	Investment Security	Type	Par Amount Matured/Sold	Investment Yield to Maturity
1	05/03/19	Sell	Federal Home Loan Bank	GSE	675,000	2.13%
2	05/07/19	Sell	US Treasury Notes	Treasury Note	945,000	1.875%
3	05/24/19	Matured	Wells Fargo Bank	Corporate Note	1,500,000	1.75%
4	05/28/19	Matured	Freddie Mac	GSE	1,520,000	2.85%
					<b><u>\$ 4,640,000</u></b>	

actors during its regular meeting held on March 20, 2019.

**Total Maturities, Calls & Sales**

**INLAND EMPIRE UTILITIES AGENCY**  
**Cash and Investment Summary**

Month Ended  
 May 31, 2019

**Directed Investment Category**

CBB Repurchase (Sweep)  
 LAIF - Unrestricted  
 CAMP - Unrestricted  
 Brokered Certificates of Deposit  
 Medium Term Notes  
 Municipal Bonds  
 Commercial Paper  
 US Treasury Notes  
 U.S. Government Sponsored Entities

***Total Investment Portfolio***

***Investment Portfolio Rate of Return***

<b>Amount Invested</b>	<b>Yield</b>
\$9,887,196	1.100%
21,832,677	2.449%
31,647,941	2.520%
3,864,723	3.124%
15,078,676	3.032%
999,682	1.753%
1,014,135	3.070%
45,305,216	2.623%
25,051,376	2.608%
<b><i>\$154,681,622</i></b>	

***2.527%***

**Restricted/Transitory/Other Accounts**

CCRA Deposits Held by Member Agencies  
 CalPERS OPEB (CERBT) Account  
 CAMP Restricted Water Connection Reserve  
 LAIF Restricted Insurance Reserve  
 US Bank - 2008B Debt Service Accounts  
 US Bank - 2010A Debt Service Accounts  
 US Bank - 2017A Debt Service Accounts  
 US Bank - Pre-Investment Money Market Account  
 Citizens Business Bank - Demand Account  
 Citizens Business Bank - Workers' Compensation Account  
 Other Accounts\*  
 Escrow Account

***Total Restricted/Transitory/Other Accounts***

***Average Yield of Other Accounts***

**Total Agency Directed Deposits**

<b>Amount Invested</b>	<b>Yield</b>
\$58,089,948	N/A
14,676,753	N/A
14,108,425	2.520%
6,106,308	2.449%
2,601,827	1.840%
3	0.340%
426	0.300%
2,670,591	1.920%
318,942	N/A
53,762	N/A
2,250	N/A
195,756	N/A

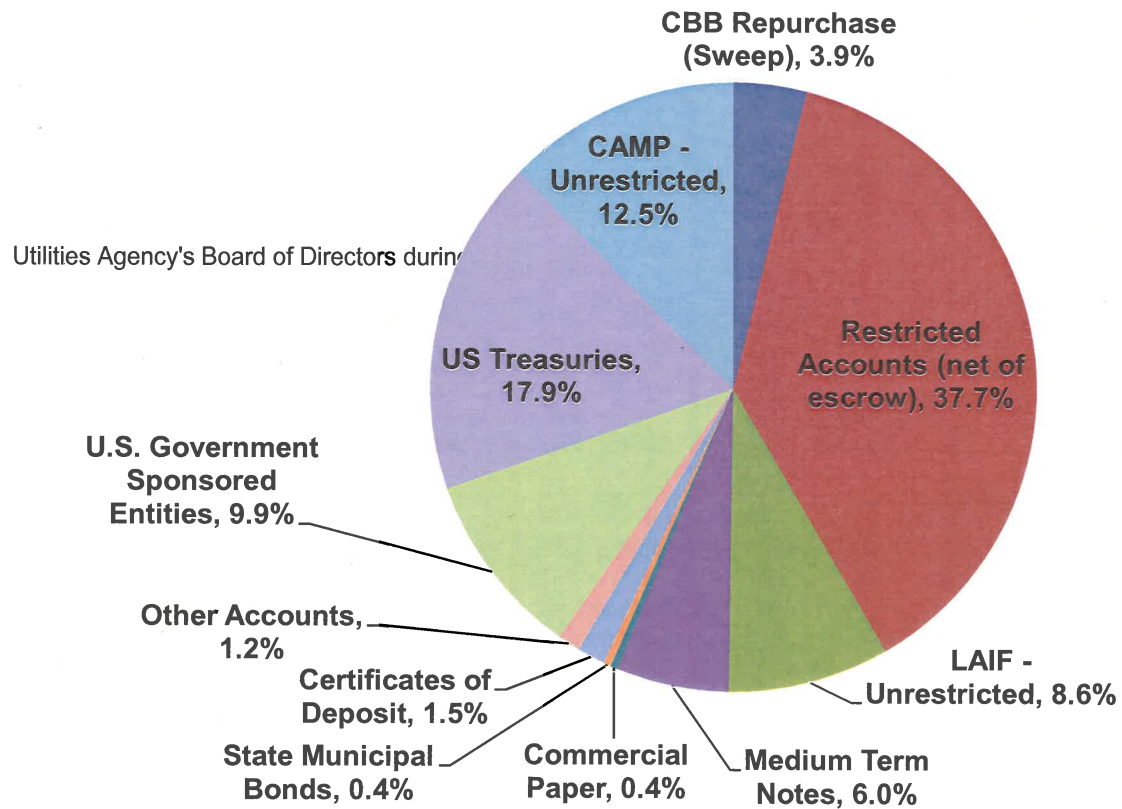
***\$98,824,991***

***2.371%***

**\$253,506,614**

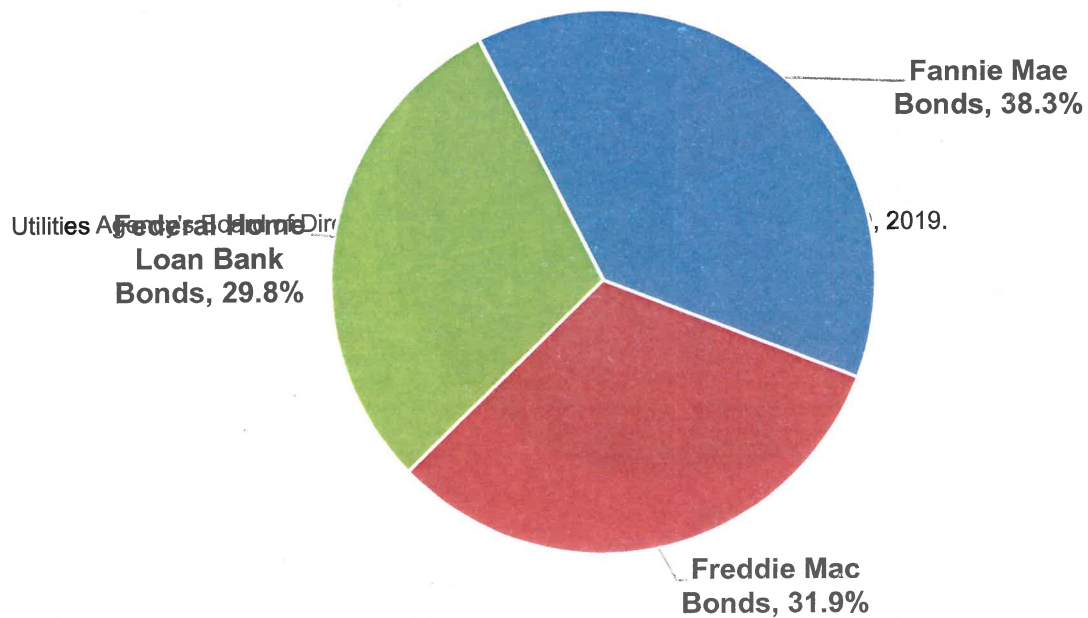
\*Petty Cash

**Inland Empire Utilities Agency**  
**Treasurer's Report of Financial Affairs**  
 Month Ended May 31, 2019  
 Agency Investment Portfolio (Net of Escrow Accounts)  
**\$253,310,858**

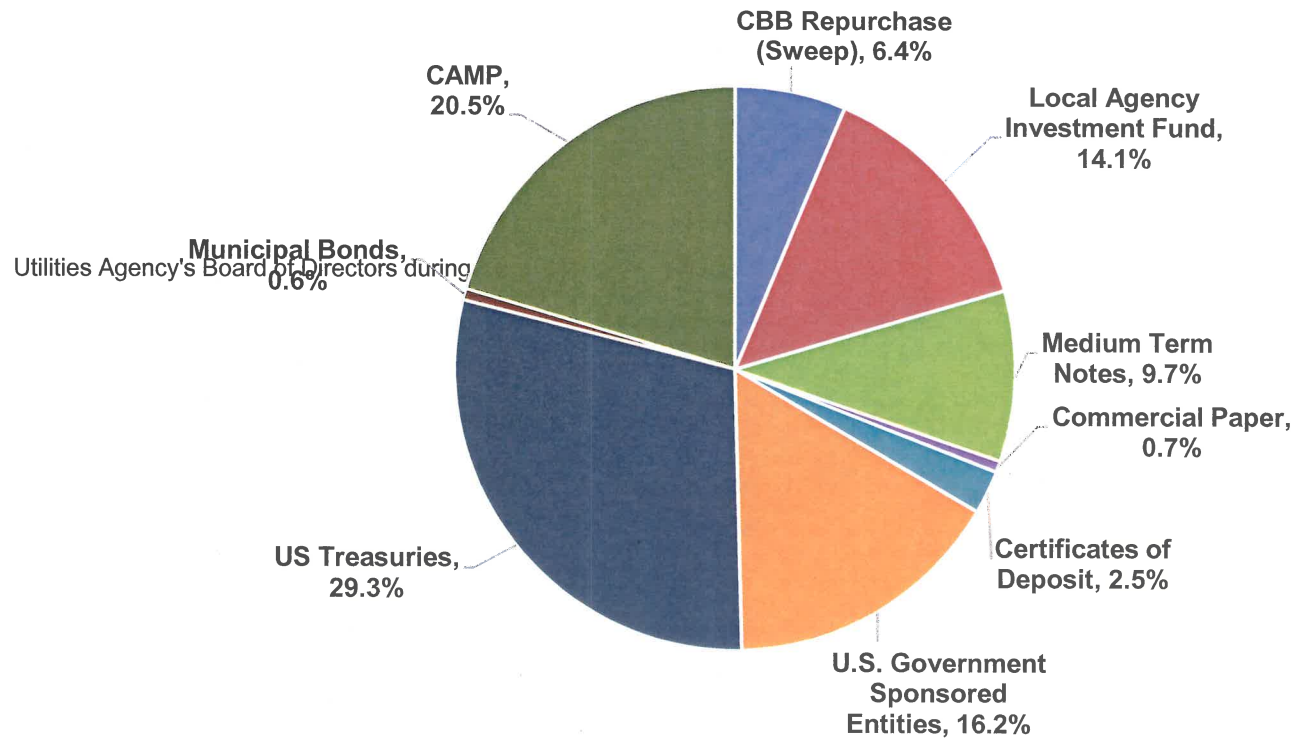




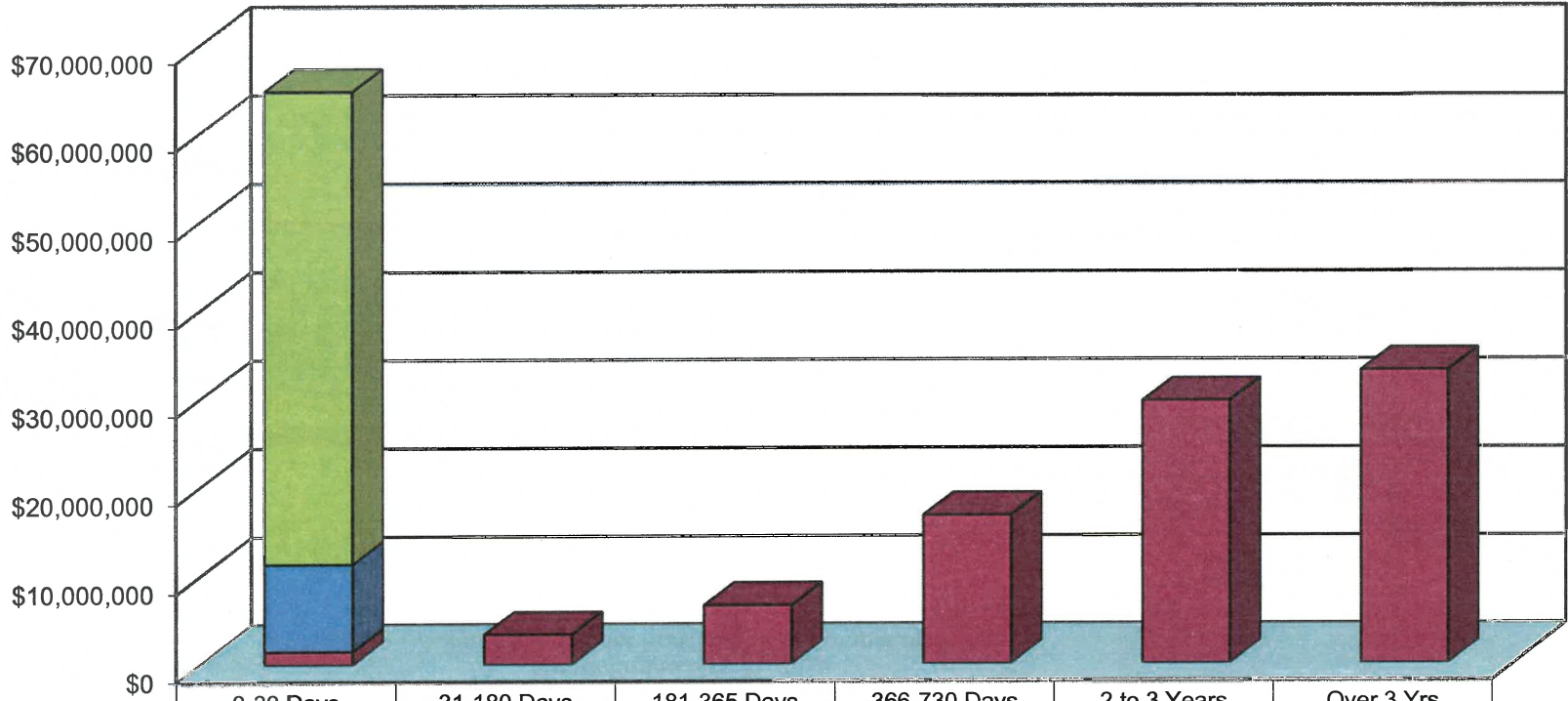
**Inland Empire Utilities Agency**  
**Treasurer's Report of Financial Affairs**  
Month Ended May 31, 2019  
U.S. Government Sponsored Entities Portfolio  
**\$25,051,376**



**Inland Empire Utilities Agency**  
**Treasurer's Report of Financial Affairs**  
 Month Ended May 31, 2019  
 Unrestricted Agency Investment Portfolio  
**\$154,681,622**



**Inland Empire Utilities Agency**  
**Treasurer's Report of Financial Affairs**  
 Month Ended May 31, 2019  
**Agency Investment Portfolio Maturity Distribution (Unrestricted)**  
**\$154,681,622**



	0-30 Days	31-180 Days	181-365 Days	366-730 Days	2 to 3 Years	Over 3 Yrs
■ LAIF+CAMP	\$53,480,618					
■ CBB Repurchase (Sweep)	\$9,887,196					
■ GSE+CD+MTN+MUNI	\$1,512,712	\$3,363,817	\$6,660,756	\$16,794,030	\$29,760,939	\$33,221,554
□ Percent	42.04%	2.17%	4.31%	10.86%	19.24%	21.38%

**Inland Empire Utilities Agency**  
**Treasurer's Report of Financial Affairs**  
 Month Ended May 31, 2019  
 Agency Investment Portfolio Yield Comparison

