



**FINANCE AND ADMINISTRATION  
COMMITTEE MEETING  
OF THE BOARD OF DIRECTORS  
INLAND EMPIRE UTILITIES AGENCY\*  
AGENCY HEADQUARTERS, CHINO, CALIFORNIA**

**WEDNESDAY, JUNE 13, 2018  
10:30 A.M.**

*Or immediately following the  
Engineering, Operations, &  
Water Resources Committee Meeting*

**CALL TO ORDER**

**PUBLIC COMMENT**

Members of the public may address the Board on any item that is within the jurisdiction of the Board; however, no action may be taken on any item not appearing on the agenda unless the action is otherwise authorized by Subdivision (b) of Section 54954.2 of the Government Code. Those persons wishing to address the Board on any matter, whether or not it appears on the agenda, are requested to complete and submit to the Board Secretary a "Request to Speak" form which is available on the table in the Board Room. Comments will be limited to five minutes per speaker. Thank you.

**ADDITIONS TO THE AGENDA**

In accordance with Section 54954.2 of the Government Code (Brown Act), additions to the agenda require two-thirds vote of the legislative body, or, if less than two-thirds of the members are present, a unanimous vote of those members present, that there is a need to take immediate action and that the need for action came to the attention of the local agency subsequent to the agenda being posted.

**1. CONSENT ITEMS**

**A. MINUTES**

The Committee will be asked to approve the Finance and Administration Committee meeting minutes of May 9, 2018.

**B. REPORT ON GENERAL DISBURSEMENTS**

Staff recommends that the Committee/Board approve the total disbursements for the month of April 2018, in the amount of \$14,574,552.14.

**2. ACTION ITEMS**

**A. FY 2018/19 PROPOSED BUDGET AMENDMENT AND RATE RESOLUTIONS**

Staff recommends that the Committee/Board:

1. Hold a public hearing to receive public comments on the proposed budget amendment at the June 20, Board meeting;
2. Approve amendments to the FY 2018/19 Adopted Budget;
3. Approve the inter-fund loan repayment of \$3 million from the Recycled Water fund to the Non-Reclaimable Wastewater in FY 2018/19; and
4. Adopt Rate Resolutions No. 2018-6-1 through 2018-6-8.

**B. ADOPT RESOLUTION NO 2018-6-9 FOR FY 2018/19 APPROPRIATIONS LIMIT**

Staff recommends that the Committee/Board adopt Resolution No. 2018-6-9, establishing the appropriations limit for Fiscal Year 2018/19.

**3. INFORMATION ITEMS**

**RECEIVE AND FILE INFORMATION ITEM**

**A. TREASURER'S REPORT OF FINANCIAL AFFAIRS (WRITTEN/ POWERPOINT)**

**4. GENERAL MANAGER'S COMMENTS**

**5. COMMITTEE MEMBER COMMENTS**

**6. COMMITTEE MEMBER REQUESTED FUTURE AGENDA ITEMS**

**7. ADJOURN**


\*A Municipal Water District

In compliance with the Americans with Disabilities Act, if you need special assistance to participate in this meeting, please contact the Board Secretary (909-993-1736), 48 hours prior to the scheduled meeting so that the Agency can make reasonable arrangements.

Proofed by: 

**DECLARATION OF POSTING**

I, April Woodruff, Board Secretary/Office Manager of the Inland Empire Utilities Agency, A Municipal Water District, hereby certify that a copy of the agenda has been posted by 5:30 p.m. in the foyer at the Agency's main office, 6075 Kimball Ave., Building A, Chino, CA on Thursday, June 7, 2018.



---

April Woodruff

**CONSENT  
ITEM**

**1A**





*Inland Empire Utilities Agency*  
A MUNICIPAL WATER DISTRICT

**MINUTES  
FINANCE AND ADMINISTRATION  
COMMITTEE MEETING  
INLAND EMPIRE UTILITIES AGENCY\*  
AGENCY HEADQUARTERS, CHINO, CA**

**WEDNESDAY, MAY 9, 2018  
10:30 A.M.**

**COMMITTEE MEMBERS PRESENT**

Paul Hofer, Acting Chair  
Kati Parker, Alternate

**COMMITTEE MEMBERS ABSENT**

Jasmin Hall

**STAFF PRESENT**

Chris Berch, Executive Manager of Engineering/AGM  
Kathy Besser, Executive Manager of External Affairs & Policy Development/AGM  
Randy Lee, Executive Manager of Operations/AGM  
Christina Valencia, Executive Manager of Finance & Administration/AGM  
Javier Chagoyen-Lazaro, Manager of Finance and Accounting  
Tina Cheng, Budget Officer  
Teresa Velarde, Manager of Internal Audit  
April Woodruff, Board Secretary/Office Manager

**OTHERS PRESENT**

None

The meeting was called to order at 10:46 a.m. There were no public comments received or additions to the agenda.

**CONSENT CALENDAR ITEMS**

The Committee:

- ◆ Approved the Finance and Administration Committee meeting minutes of March 14, 2018, and Special Finance and Administration Committee meeting minutes of April 4, 2018.
- ◆ Recommended that the Board approve the total disbursements for the month of March 2018, in the amount of \$17,743,220.52.

**ACTION ITEMS:**

The Committee:

- ◆ Recommended that the Board adopt the proposed Fiscal Year 2018-2027 Ten Year Capital Improvement Plan;  
  
as an Action Item on the May 16, 2018 Board meeting agenda.

**INFORMATION ITEMS**

The following information items were presented or received and filed by the Committee:

- ◆ FY 2018/19 Proposed Budget Amendment for Administrative Services, Non-Reclaimable, and Water Resources Programs
- ◆ FY 2018/19 Adopted Budget for the Inland Empire Regional Composting Authority
- ◆ Treasurer's Report of Financial Affairs

**GENERAL MANAGER'S COMMENTS**

There were no General Manager comments.

**COMMITTEE MEMBER COMMENTS**

There were no additional Committee member comments.

**COMMITTEE MEMBER REQUESTED FUTURE AGENDA ITEMS**

There were no Committee member requests for future agenda items.

With no further business, Director Hofer adjourned the meeting at 10:55 a.m.

Respectfully submitted,

April Woodruff  
Board Secretary/Office Manager

*\*A Municipal Water District*

**APPROVED: JUNE 13, 2018**

**CONSENT  
ITEM**

**1B**

**Date:** June 20, 2018

**To:** The Honorable Board of Directors

**Committee:** Finance & Administration

**From:** Halla Razak, General Manager

HR

06/13/18

**Executive Contact:** Christina Valencia, Executive Manager of Finance & Administration/AGM

**Subject:** Report on General Disbursements

---

**Executive Summary:**

Total disbursements for the month of April 2018 were \$14,574,552.14. Disbursement activity included check payments of \$5,543,649.30 to vendors and \$6,082.17 for worker's compensation related costs. Electronic payments included Automated Clearing House (ACH) of \$2,628,150.89 and wire transfers (excluding payroll) of \$4,681,604.71. Total payroll was \$1,708,428.03 for employees and \$6,637.04 for the Board of Directors.

---

**Staff's Recommendation:**

Approve the total disbursements for the month of April 2018, in the amount of \$14,574,552.14.

---

**Budget Impact** *Budgeted (Y/N):* N *Amendment (Y/N):* N *Amount for Requested Approval:*

*Account/Project Name:*

*Fiscal Impact (explain if not budgeted):*

**Prior Board Action:**

None.

---

**Environmental Determination:**

Not Applicable

---

**Business Goal:**

The report on general disbursements is consistent with the Agency's Business Goal of Fiscal Responsibility in providing financial reporting that accounts for general disbursements associated with operating requirements.

---

**Attachments:**

Attachment 1 - Background

Attachment 2 - Details of General Disbursements

# Background

Subject: Report on General Disbursements

Table 1 summarizes the disbursements detailed in each of the six attachments affixed to this letter. Table 2 lists the disbursements in excess of an aggregated \$500,000 per vendor, and is presented in largest to smallest dollar value.

**Table 1: Disbursement Details**

Attachment	Payment Type	Amount
2A	Vendor Checks	\$ 5,543,649.30
2B	Workers' Comp Checks	\$ 6,082.17
2C	Vendor ACHs	\$ 2,628,150.89
2D	Vendor Wires (excludes Payroll)	\$ 4,681,604.71
2E	Payroll-Net Pay-Directors	\$ 6,637.04
2F	Payroll-Net Pay-Employees	\$ 1,708,428.03
<b>Total Disbursements</b>		<b>\$14,574,552.14</b>

**Table 2: Disbursements in Excess of \$500,000 per Vendor**

Vendor	Amount	Description
MWD	\$ 2,869,795.72	February 2018 Water Purchases
IRS	\$ 948,112.57	P/R 07, 08: Dir 004 Payroll Taxes
KEMP BROS CONSTR INC	\$ 803,609.50	EN15008- Water Quality Laboratory- Pay Estimate #19
GWINCO CONSTRUCTION & ENGINEERING	\$ 768,419.39	EN13001 – San Sevaine Basin Improvements PE#04
PERS	\$ 645,905.99	04/18 Health Ins / P/R 07, 08, 09 Def Comp
PARSONS WATER & INFRASTRUCTURE	\$ 578,127.44	EN19006 - RP5 Bio-Solids Facility/ 2/3/18-3/2/18 Prof Svc's

# Attachment 2A

## Vendor Checks

Bank	CBB	CITIZENS BUSINESS BANK	ONTARIO CA 917610000
Bank Key	122234149		
Acct number	CHECK	231167641	

Check number from to	Payment	Pmnt date	Crcy	Amount paid (FC)	Recipient/void reason code	Enca./void
223431	2200089977	04/05/2018	USD	1,835.70	10-8 RETROFIT INC ONTARIO CA	05/07/2018
223432	2200089939	04/05/2018	USD	2,784.00	AEROTEK INC ATLANTA GA	04/09/2018
223433	2200089908	04/05/2018	USD	1,214.83	AIRGAS WEST INC PASADENA CA	04/09/2018
223434	2200089994	04/05/2018	USD	8,067.78	ALLIED STORAGE CONTAINERS INC COLTON CA	04/13/2018
223435	2200089961	04/05/2018	USD	263.25	ALTA FOODCRAFT COFFEE LONG BEACH CA	04/11/2018
223436	2200089917	04/05/2018	USD	1,221.60	APPLEONE EMPLOYMENT SERVICES GLENDALE CA	04/10/2018
223437	2200090007	04/05/2018	USD	209.00	ARAMBULA, BLANCA CHINO HILLS CA	04/17/2018
223438	2200089962	04/05/2018	USD	230.31	ASAP INDUSTRIAL SUPPLY FONTANA CA	04/10/2018
223439	2200089932	04/05/2018	USD	34.00	ASBCSD HESPERIA CA	04/19/2018
223440	2200089964	04/05/2018	USD	14,046.38	BAGHOUSE & INDUSTRIAL SHEET MECORONA CA	04/10/2018
223441	2200089970	04/05/2018	USD	1,805.95	BERLIN PACKAGING LLC CHICAGO IL	04/11/2018
223442	2200089963	04/05/2018	USD	3,335.32	BIG SKY ELECTRIC INC UPLAND CA	04/11/2018
223443	2200089998	04/05/2018	USD	525.00	BOLSA CHICA CONSERVANCY HUNTINGTON BEACH CA	05/15/2018
223444	2200089937	04/05/2018	USD	366.29	BOOT BARN INC IRVINE CA	04/13/2018
223445	2200090004	04/05/2018	USD	1,422.15	BURRTEC WASTE INDUSTRIES INC FONTANA CA	04/11/2018
223446	2200089918	04/05/2018	USD	450.00	CALIF WATER ENVIRONMENT ASSOC OAKLAND CA	04/16/2018
223447	2200089971	04/05/2018	USD	7,989.41	CALIFORNIA WATER TECHNOLOGIES,PASADENA CA	04/09/2018
223448	2200089926	04/05/2018	USD	252,983.51	CAROLLO ENGINEERS INC SALT LAKE CITY UT	04/13/2018
223449	2200089997	04/05/2018	USD	279.00	CENTER FOR COMPETITIVE MANAGEMJERSEY CITY NJ	
223450	2200089923	04/05/2018	USD	51.00	CHINO CREEK TOASTMASTER CLUB CHINO HILLS CA	
223451	2200089938	04/05/2018	USD	400.50	CHINO MFG & REPAIR INC CHINO CA	04/09/2018
223452	2200089924	04/05/2018	USD	500.00	CHINO VALLEY CHAMBER OF COMMERCHINO CA	04/13/2018
223453	2200089955	04/05/2018	USD	2,081.12	CINTAS CORPORATION LOC#150 PHOENIX AZ	04/19/2018
223454	2200089935	04/05/2018	USD	357.07	CINTAS FIRST AID & SAFETY LOCCINCINNATI OH	04/12/2018
223455	2200090000	04/05/2018	USD	1,000.67	CITY OF CHINO CHINO CA	04/09/2018
223456	2200089897	04/05/2018	USD	293.78	CITY RENTALS INC ONTARIO CA	04/11/2018
223457	2200089972	04/05/2018	USD	9,985.85	CIVILTEC ENGINEERING, INC. MONROVIA CA	04/11/2018
223458	2200090001	04/05/2018	USD	476.08	CUCAMONGA VALLEY WATER DISTRICTLOS ANGELES CA	04/10/2018
223459	2200089943	04/05/2018	USD	7,912.92	DELL SERVICE SALES OAKLAND CA	04/20/2018
223460	2200089953	04/05/2018	USD	1,945.46	DETECTION INSTRUMENTS CORP PHOENIX AZ	04/27/2018
223461	2200089975	04/05/2018	USD	450.00	DOCUMENT DEMOLITION LLC CHINO CA	04/23/2018
223462	2200089968	04/05/2018	USD	2,981.89	ELECTRO-CHEMICAL DEVICES, INC ANAHEIM CA	04/10/2018
223463	2200089954	04/05/2018	USD	2,860.00	ENDRESS & HAUSER INC DETROIT MI	04/10/2018
223464	2200089967	04/05/2018	USD	780.00	EUROFINS EATON ANALYTICAL-LLC GRAPEVINE TX	04/10/2018
223465	2200089899	04/05/2018	USD	2,674.06	FISHER SCIENTIFIC LOS ANGELES CA	04/09/2018
223466	2200090003	04/05/2018	USD	998.39	FONTANA WATER COMPANY FONTANA CA	04/11/2018
223467	2200090005	04/05/2018	USD	2,359.50	FRONTIER COMMUNICATIONS CORP CINCINNATI OH	04/16/2018
223468	2200089942	04/05/2018	USD	38,335.00	GOLDEN STATE LABOR COMPLIANCE PALMDALE CA	04/11/2018
223469	2200089913	04/05/2018	USD	7,403.49	GRAINGER PALATINE IL	04/11/2018
223470	2200089900	04/05/2018	USD	2,696.63	HOME DEPOT CREDIT SERVICES PHOENIX AZ	04/11/2018
223471	2200089966	04/05/2018	USD	5,206.16	ICE QUBE INC GREENSBURG PA	04/10/2018
223472	2200089984	04/05/2018	USD	3,212.86	IMPORTS UNLIMITED BEVERLY MA	04/10/2018
223473	2200089958	04/05/2018	USD	720.39	INDUSTRIAL RUBBER & SUPPLY INCSAN BERNARDINO CA	04/11/2018
223474	2200089929	04/05/2018	USD	41.51	INDUSTRIAL SUPPLY COMPANY ONTARIO CA	04/10/2018



Bank	CBB	CITIZENS BUSINESS BANK	ONTARIO CA	917610000
Bank Key	122234149			
Acct number	CHECK	231167641		

Check number from to	Payment	Pmnt date	Crcy	Amount paid (FC)	Recipient/void reason code	Enca./void
223475	2200089949	04/05/2018	USD	500.00	INSIDE PLANTS INC CORONA CA	04/10/2018
223476	2200089948	04/05/2018	USD	189.00	INSTITUTE OF INDUSTRIAL ENGINEER CROSS GA	04/10/2018
223477	2200089989	04/05/2018	USD	99.09	JWC ENVIRONMENTAL LLC LOS ANGELES CA	04/09/2018
223478	2200089921	04/05/2018	USD	2,526.16	KONICA MINOLTA BUSINESS SOLUTIONS PASADENA CA	04/09/2018
223479	2200089991	04/05/2018	USD	975.00	LAW OFFICE OF CURTIS L COLEMAN LOS ANGELES CA	04/11/2018
223480	2200090011	04/05/2018	USD	115.00	LIN, EDDIE CHINO HILLS CA	04/20/2018
223481	2200089960	04/05/2018	USD	1,714.04	MARS ENVIRONMENTAL INC YORBA LINDA CA	04/16/2018
223482	2200089979	04/05/2018	USD	46,887.18	MOSS ADAMS LLP LOS ANGELES CA	04/16/2018
223483	2200089992	04/05/2018	USD	11,760.00	MUNITEMPS IMPERIAL BEACH CA	04/10/2018
223484	2200090010	04/05/2018	USD	1,115.84	MYKITTA, RICK CHINO HILLS CA	04/11/2018
223485	2200090009	04/05/2018	USD	33.25	NANGIA, SAPNA CHINO HILLS CA	04/27/2018
223486	2200089951	04/05/2018	USD	67.59	NATIONAL CONSTRUCTION RENTALS PACOIMA CA	04/10/2018
223487	2200089993	04/05/2018	USD	3,921.33	NORBOURN COMPANY INC WALNUT CREEK CA	04/16/2018
223488	2200089919	04/05/2018	USD	21.26	O RINGS & THINGS FONTANA CA	04/13/2018
223489	2200089945	04/05/2018	USD	1,575.00	O S T S INC CHINO CA	04/10/2018
223490	2200089995	04/05/2018	USD	4,141.38	OFFICE 1 LAS VEGAS NV	04/10/2018
223491	2200089898	04/05/2018	USD	3,724.51	OFFICE DEPOT PHOENIX AZ	04/23/2018
223492	2200089901	04/05/2018	USD	13,735.60	ORANGE COUNTY WATER DISTRICT FOUNTAIN VALLEY CA	04/09/2018
223493	2200090008	04/05/2018	USD	57.44	ORTIZ, BRIAN CHINO HILLS CA	04/24/2018
223494	2200089999	04/05/2018	USD	660.00	ORWICK SUB SHOPS LLC FONTANA CA	04/23/2018
223495	2200089902	04/05/2018	USD	468.93	P L HAWN COMPANY INC HUNTINGTON BEACH CA	04/09/2018
223496	2200089990	04/05/2018	USD	2,580.00	PACIFIC ADVANCED CIVIL ENGINEER FOUNTAIN VALLEY CA	04/13/2018
223497	2200089980	04/05/2018	USD	8,103.64	PACIFIC COURIERS INC ORANGE CA	04/10/2018
223498	2200089940	04/05/2018	USD	458.91	PANTHER PROTECTION ORANGE CA	04/11/2018
223499	2200089934	04/05/2018	USD	53,762.84	PARKSON CORP ORLANDO FL	04/09/2018
223500	2200089909	04/05/2018	USD	4,269.48	PETE'S ROAD SERVICE FULLERTON CA	04/13/2018
223501	2200089912	04/05/2018	USD	331.25	PETTY CASH EXPENDITURES CHINO CA	04/09/2018
223502	2200089941	04/05/2018	USD	7,483.33	PONTON INDUSTRIES INC YORBA LINDA CA	04/16/2018
223503	2200089974	04/05/2018	USD	88.48	PREMIUM PROMOTIONALS UPLAND CA	04/13/2018
223504	2200089983	04/05/2018	USD	31,485.10	PRIORITY BUILDING SERVICES LLC BREA CA	04/11/2018
223505	2200089988	04/05/2018	USD	1,475.00	PRO-CRAFT CONSTRUCTION INC REDLANDS CA	04/10/2018
223506	2200089957	04/05/2018	USD	5,989.32	QED ENVIRONMENTAL SYSTEMS INC ATLANTA GA	04/09/2018
223507	2200089903	04/05/2018	USD	565.61	RAMONA TIRE & SERVICE CENTERS HEMET CA	04/16/2018
223508	2200089896	04/05/2018	USD	90.00	RBM LOCK & KEY ONTARIO CA	04/13/2018
223509	2200089978	04/05/2018	USD	319.70	RIALTO UNIFIED SCHOOL DISTRICT RIALTO CA	04/17/2018
223510	2200089904	04/05/2018	USD	12,016.50	RMA GROUP RANCHO CUCAMONGA CA	04/19/2018
223511	2200089947	04/05/2018	USD	42,017.88	RMC WATER AND ENVIRONMENT BOSTON MA	04/10/2018
223512	2200089922	04/05/2018	USD	2,850.00	RMS ENGINEERING & DESIGN CORONA DEL MAR CA	04/10/2018
223513	2200089905	04/05/2018	USD	16,250.24	ROYAL INDUSTRIAL SOLUTIONS LOS ANGELES CA	04/09/2018
223514	2200089952	04/05/2018	USD	852.71	RSD LAKE FOREST CA	04/09/2018
223515	2200089915	04/05/2018	USD	30,862.00	SAN BERNARDINO VALLEY MWD SAN BERNARDINO CA	04/27/2018
223516	2200089965	04/05/2018	USD	2,562.50	SCHEEVEL ENGINEERING LLC ANAHEIM CA	04/09/2018
223517	2200090006	04/05/2018	USD	160.78	SCHERCK, JOHN CHINO HILLS CA	04/09/2018
223518	2200089985	04/05/2018	USD	412.87	SCP SCIENCE CHAMPLAIN NY	04/17/2018

Bank	CBB	CITIZENS BUSINESS BANK	ONTARIO CA 917610000
Bank Key	122234149		
Acct number	CHECK	231167641	

Check

Check number from to	Payment	Pmat date	Crcy	Amount paid (FC)	Recipient/void reason code	Enca./void
223519	2200090002	04/05/2018	USD	47,140.77	SO CALIF EDISON ROSEMEAD CA	04/12/2018
223520	2200089910	04/05/2018	USD	1,204.49	SPARLING INSTRUMENTS LLC PHOENIX AZ	04/10/2018
223521	2200089969	04/05/2018	USD	3,241.79	STAFFING NETWORK LLC CAROL STREAM IL	04/10/2018
223522	2200089950	04/05/2018	USD	59,667.40	STANTEC CONSULTING INC CHICAGO IL	04/10/2018
223523	2200089927	04/05/2018	USD	4,175.00	STATE WATER RESOURCES CNTRL BR SACRAMENTO CA	04/13/2018
223524	2200089987	04/05/2018	USD	457.59	STORETRIEVE LLC PASADENA CA	04/09/2018
223525	2200089920	04/05/2018	USD	2,015.45	TELEDYNE INSTRUMENTS INC CHICAGO IL	04/10/2018
223526	2200089914	04/05/2018	USD	15,594.71	TETRA TECH INC DENVER CO	04/09/2018
223527	2200089959	04/05/2018	USD	222.50	THOMAS HARDER & CO INC ANAHEIM CA	04/10/2018
223528	2200089928	04/05/2018	USD	20.00	THREE VALLEYS MWD CLAREMONT CA	04/18/2018
223529	2200089931	04/05/2018	USD	1,200.00	TOM DODSON & ASSOCIATES SAN BERNARDINO CA	04/12/2018
223530	2200089973	04/05/2018	USD	612.00	TRIPEPI SMITH AND ASSOCIATES, IRVINE CA	04/19/2018
223531	2200089956	04/05/2018	USD	13,990.27	U S BANK ST LOUIS MO	04/11/2018
223532	2200089936	04/05/2018	USD	89.00	U S HEALTHWORKS MEDICAL GROUP LOS ANGELES CA	04/09/2018
223533	2200089930	04/05/2018	USD	1,339.33	U S HOSE INC ONTARIO CA	04/10/2018
223534	2200089925	04/05/2018	USD	358.30	ULTRA SCIENTIFIC NORTH KINGSTOWN RI	04/11/2018
223535	2200089911	04/05/2018	USD	3,833.56	VALVE AUTOMATION & CONTROLS ATLANTA GA	04/10/2018
223536	2200089981	04/05/2018	USD	5,594.40	VANTAGE TECHNOLOGY CONSULTING EL SEGUNDO CA	04/12/2018
223537	2200089933	04/05/2018	USD	1,882.47	VERIZON WIRELESS DALLAS TX	04/12/2018
223538	2200089986	04/05/2018	USD	6,567.99	VIRAMONTES EXPRESS INC CORONA CA	04/16/2018
223539	2200089906	04/05/2018	USD	73.12	VISTA PAINT CORP FULLERTON CA	04/10/2018
223540	2200089982	04/05/2018	USD	73,714.00	WALLACE & ASSOCIATES CONSULTINPARK CITY UT	04/11/2018
223541	2200089916	04/05/2018	USD	275.00	WATER ENVIRONMENT FEDERATION BALTIMORE MD	04/10/2018
223542	2200089907	04/05/2018	USD	1,110.54	WEST VALLEY MOSQUITO AND ONTARIO CA	04/10/2018
223543	2200089996	04/05/2018	USD	43,727.58	WESTIN TECHNOLOGY SOLUTIONS LLMILWAUKEE WI	04/10/2018
223544	2200089976	04/05/2018	USD	595.00	WIN 911 SOFTWARE AUSTIN TX	04/16/2018
223545	2200089946	04/05/2018	USD	684.80	WORLDWIDE EXPRESS ALBANY NY	04/10/2018
223546	2200089944	04/05/2018	USD	2,034.74	YORK EMPLOYMENT SERVICES, INC SAN FRANCISCO CA	04/12/2018
223547	2200090085	04/12/2018	USD	928.00	AEROTEK INC ATLANTA GA	04/16/2018
223548	2200090066	04/12/2018	USD	290.77	AIRGAS WEST INC PASADENA CA	04/16/2018
223549	2200090123	04/12/2018	USD	725.00	AMERICAN CUSTOM GOLF CARS INC CHINO CA	04/20/2018
223550	2200090103	04/12/2018	USD	509.98	ASAP INDUSTRIAL SUPPLY FONTANA CA	04/18/2018
223551	2200090109	04/12/2018	USD	2,014.81	AUTOZONE INC ATLANTA GA	04/17/2018
223552	2200090100	04/12/2018	USD	216.42	BAM GRAPHICS N LAS VEGAS NV	04/23/2018
223553	2200090083	04/12/2018	USD	391.28	BOOT BARN INC IRVINE CA	04/20/2018
223554	2200090143	04/12/2018	USD	157.51	BOUGHAN, ARIN CHINO HILLS CA	04/17/2018
223555	2200090112	04/12/2018	USD	720.00	BRIGHTVIEW LANDSCAPES LLC ROCKVILLE MD	04/30/2018
223556	2200090128	04/12/2018	USD	6,139.95	BURRTEC WASTE INDUSTRIES INC FONTANA CA	04/18/2018
223557	2200090072	04/12/2018	USD	360.00	CALIF WATER ENVIRONMENT ASSOC OAKLAND CA	05/02/2018
223558	2200090098	04/12/2018	USD	8,000.00	CALIFORNIA STRATEGIES LLC SACRAMENTO CA	04/18/2018
223559	2200090114	04/12/2018	USD	23,724.12	CALIFORNIA WATER TECHNOLOGIES,PASADENA CA	04/16/2018
223560	2200090136	04/12/2018	USD	147.63	CARL H TAYLOR III CRYSTAL RIVER FL	04/17/2018
223561	2200090075	04/12/2018	USD	120,484.00	CAROLLO ENGINEERS INC SALT LAKE CITY UT	04/17/2018
223562	2200090088	04/12/2018	USD	584.00	CASC ENGINEERING AND CONSULTINCOLTON CA	04/18/2018

Bank	CBB	CITIZENS BUSINESS BANK	ONTARIO CA	917610000
Bank Key	122234149			
Acct number	CHECK	231167641		

Check number from to	Payment	Pmnt date	Crcy	Amount paid (FC)	Recipient/void reason code	Enca./void
223563	2200090081	04/12/2018	USD	669.00	CHAMPION AWARDS & SPECIALTIES RANCHO CUCAMONGA CA	04/17/2018
223564	2200090070	04/12/2018	USD	39,207.22	CHINO BASIN WATERMASTER RANCHO CUCAMONGA CA	04/18/2018
223565	2200090096	04/12/2018	USD	2,717.79	CINTAS CORPORATION LOC#150 PHOENIX AZ	04/27/2018
223566	2200090080	04/12/2018	USD	411.22	CINTAS FIRST AID & SAFETY LOCCINCINNATI OH	04/23/2018
223567	2200090134	04/12/2018	USD	415.00	CITY EMPLOYEES ASSOCIATES LONG BEACH CA	04/18/2018
223568	2200090059	04/12/2018	USD	72.49	CITY RENTALS INC ONTARIO CA	04/24/2018
223569	2200090106	04/12/2018	USD	18,161.77	CONSERV CONSTRUCTION INC MENIFEE CA	04/16/2018
223570	2200090101	04/12/2018	USD	10,370.00	CORRPRO COMPANIES INC DALLAS TX	04/19/2018
223571	2200090093	04/12/2018	USD	2,175.27	CS-AMSCO HUNTINGTON BEACH CA	04/17/2018
223572	2200090127	04/12/2018	USD	55.20	CUCAMONGA VALLEY WATER DISTRICT LOS ANGELES CA	04/17/2018
223573	2200090138	04/12/2018	USD	90.00	CUNNINGHAM, RICHARD CHINO HILLS CA	04/19/2018
223574	2200090102	04/12/2018	USD	4,520.00	DAVID WHEELER'S PEST CONTROL, NORCO CA	04/17/2018
223575	2200090122	04/12/2018	USD	44.95	DORGAN LEGAL SERVICES LLP PASADENA CA	04/24/2018
223576	2200090108	04/12/2018	USD	15,646.92	ELECTRO-CHEMICAL DEVICES, INC ANAHEIM CA	04/18/2018
223577	2200090110	04/12/2018	USD	2,007.81	ENVIRONMENTAL SCIENCE ASSOCIATSAN FRANCISCO CA	04/24/2018
223578	2200090107	04/12/2018	USD	4,150.00	EUROFINS EATON ANALYTICAL LLC GRAPEVINE TX	04/18/2018
223579	2200090065	04/12/2018	USD	128.82	FIRST AID 2000 HUNTINGTON BEACH CA	04/17/2018
223580	2200090061	04/12/2018	USD	3,742.68	FISHER SCIENTIFIC LOS ANGELES CA	04/16/2018
223581	2200090068	04/12/2018	USD	2,801.76	FLUID METERING INC ATLANTA GA	04/17/2018
223582	2200090133	04/12/2018	USD	373.38	FRANCHISE TAX BOARD SACRAMENTO CA	04/24/2018
223583	2200090130	04/12/2018	USD	2,817.33	FRONTIER COMMUNICATIONS CORP CINCINNATI OH	04/19/2018
223584	2200090095	04/12/2018	USD	60,701.50	GEI CONSULTANTS INC BOSTON MA	04/17/2018
223585	2200090069	04/12/2018	USD	4,000.73	GRAINGER PALATINE IL	04/18/2018
223586	2200090089	04/12/2018	USD	259.70	HACH COMPANY CHICAGO IL	04/16/2018
223587	2200090140	04/12/2018	USD	217.49	HOLGUIN, GABRIEL CHINO HILLS CA	04/17/2018
223588	2200090062	04/12/2018	USD	60.37	HOME DRPOT CREDIT SERVICES PHOENIX AZ	04/17/2018
223589	2200090131	04/12/2018	USD	51.00	INLAND EMPIRE UNITED WAY RANCHO CUCAMONGA CA	04/17/2018
223590	2200090104	04/12/2018	USD	140.00	KIM'S MASTER AUTO REPAIR CHINO CA	04/25/2018
223591	2200090139	04/12/2018	USD	58.12	LENING, SCOTT CHINO HILLS CA	04/18/2018
223592	2200090129	04/12/2018	USD	941.80	LEVEL 3 COMMUNICATIONS LLC DENVER CO	04/17/2018
223593	2200090078	04/12/2018	USD	500.00	LIEBERT CASSIDY WHITMORE LOS ANGELES CA	04/19/2018
223594	2200090079	04/12/2018	USD	100.00	LIEBERT CASSIDY WHITMORE LOS ANGELES CA	04/19/2018
223595	2200090117	04/12/2018	USD	437.32	MANAGED MOBILE INC PLACENTIA CA	04/17/2018
223596	2200090071	04/12/2018	USD	2,785.00	METTLER-TOLEDO PASADENA CA	04/16/2018
223597	2200090111	04/12/2018	USD	959.84	MICROAGE PHOENIX AZ	04/17/2018
223598	2200090124	04/12/2018	USD	9,600.00	MUNITEMPS IMPERIAL BEACH CA	04/17/2018
223599	2200090097	04/12/2018	USD	839.17	NESTLE WATERS NORTH AMERICA LOUISVILLE KY	04/23/2018
223600	2200090091	04/12/2018	USD	5,915.00	O S T S INC CHINO CA	04/17/2018
223601	2200090137	04/12/2018	USD	110.27	OAKDEN, SCOTT CHINO HILLS CA	04/18/2018
223602	2200090060	04/12/2018	USD	1,217.94	OFFICE DEPOT PHOENIX AZ	04/30/2018
223603	2200090126	04/12/2018	USD	1,084.21	ONTARIO MUNICIPAL UTILITIES COONTARIO CA	04/16/2018
223604	2200090141	04/12/2018	USD	57.44	ORTIZ, BRIAN CHINO HILLS CA	04/24/2018
223605	2200090145	04/12/2018	USD	1,201.48	PAEZ, CHRIS RANCHO CUCAMONGA CA	04/24/2018
223606	2200090086	04/12/2018	USD	1,674.91	PANTHER PROTECTION ORANGE CA	04/17/2018



Bank	CBB	CITIZENS BUSINESS BANK	ONTARIO CA 917610000
Bank Key	122234149		
Acct number	CHECK	231167641	

Check						
Check number from to	Payment	Pmnt date	Crcy	Amount paid (FC)	Recipient/void reason code	Enca./void
223607	2200090121	04/12/2018	USD	2,885.60	PATCHETT & ASSOCIATES CARLSBAD CA	04/23/2018
223608	2200090135	04/12/2018	USD	248.50	PATRICK W HUNTER PHELAN CA	04/17/2018
223609	2200090067	04/12/2018	USD	3,031.01	PETE'S ROAD SERVICE FULLERTON CA	04/19/2018
223610	2200090142	04/12/2018	USD	118.48	PIVOVAROFF, JASON CHINO HILLS CA	04/17/2018
223611	2200090076	04/12/2018	USD	56,250.00	POWER SYSTEMS SERVICES INC CHINO CA	04/18/2018
223612	2200090118	04/12/2018	USD	15,251.05	PRIORITY BUILDING SERVICES LLCCHREA CA	04/18/2018
223613	2200090063	04/12/2018	USD	110.50	RAYNE WATER CONDITIONING COVINA CA	04/16/2018
223614	2200090092	04/12/2018	USD	52,504.23	RMC WATER AND ENVIRONMENT BOSTON MA	04/17/2018
223615	2200090064	04/12/2018	USD	13,200.26	ROYAL INDUSTRIAL SOLUTIONS LOS ANGELES CA	04/16/2018
223616	2200090084	04/12/2018	USD	26.67	SAM'S CLUB/SYNCHRONY BANK ATLANTA GA	04/16/2018
223617	2200090099	04/12/2018	USD	109.00	SCPMA-HR WHITTIER CA	04/19/2018
223618	2200090113	04/12/2018	USD	57.14	SIGNATURE SCUBA RANCHO CUCAMONGA CA	04/26/2018
223619	2200090094	04/12/2018	USD	546.03	SIR SPEEDY PRINTING CHINO CA	04/16/2018
223620	2200090144	04/12/2018	USD	180.00	SMITH, JASON D CHINO HILLS CA	04/18/2018
223621	2200090146	04/12/2018	USD	300.00	STRICKLAND, HOLLY RANCHO CUCAMONGA CA	04/18/2018
223622	2200090116	04/12/2018	USD	348.73	SUMMIT SAFETY LLC BROOKSVILLE FL	04/19/2018
223623	2200090105	04/12/2018	USD	14,725.00	TECHNICAL ASSOCIATES OF CHARLOTTESVILLE NC	04/17/2018
223624	2200090125	04/12/2018	USD	3,375.54	THE SHERWIN WILLIAMS COMPANY ONTARIO CA	04/19/2018
223625	2200090119	04/12/2018	USD	69,350.00	TONY PAINTING GARDEN GROVE CA	04/17/2018
223626	2200090074	04/12/2018	USD	150.00	TRI STATE ENVIRONMENTAL SAN BERNARDINO CA	04/20/2018
223627	2200090115	04/12/2018	USD	375.00	TRIPLEPI SMITH AND ASSOCIATES, IRVINE CA	04/19/2018
223628	2200090082	04/12/2018	USD	253.00	U S HEALTHWORKS MEDICAL GROUP LOS ANGELES CA	04/16/2018
223629	2200090077	04/12/2018	USD	27.25	U S HOSE INC ONTARIO CA	04/19/2018
223630	2200090087	04/12/2018	USD	447.23	UNITED STATES PLASTIC CORP LIMA OH	04/23/2018
223631	2200090132	04/12/2018	USD	243.33	US DEPARTMENT OF EDUCATION ATLANTA GA	04/26/2018
223632	2200090120	04/12/2018	USD	6,964.14	VIRAMONTES EXPRESS INC CORONA CA	04/24/2018
223633	2200090073	04/12/2018	USD	7,260.00	WESTERN ANALYTICAL LABORATORIECHINO CA	04/16/2018
223634	2200090090	04/12/2018	USD	1,020.58	YORK EMPLOYMENT SERVICES INC ONTARIO CA	04/20/2018
223635	2200090150	04/12/2018	USD	274,901.82	SO CALIF EDISON ROSEMEAD CA	04/17/2018
223636	2200090151	04/12/2018	USD	2,201.21	SO CALIF GAS MONTEREY PARK CA	04/19/2018
223637	2200090149	04/12/2018	USD	8,102.67	VERIZON WIRELESS DALLAS TX	04/17/2018
223638	2200090148	04/12/2018	USD	9,242.70	WASTE MANAGEMENT OF LOS ANGELES CA	04/17/2018
223639	2200090152	04/12/2018	USD	500.00	LIEBERT CASSIDY WHITMORE LOS ANGELES CA	04/19/2018
223640	2200090205	04/19/2018	USD	58.00	AEROTEK INC ATLANTA GA	04/23/2018
223641	2200090179	04/19/2018	USD	718.20	AIRGAS WEST INC PASADENA CA	04/23/2018
223642	2200090241	04/19/2018	USD	140.00	ALTA PACIFIC BANK TEMECULA CA	04/24/2018
223643	2200090262	04/19/2018	USD	188.02	AMERICAN HERITAGE LIFE INSURANDALLAS TX	05/01/2018
223644	2200090244	04/19/2018	USD	42,295.24	BANNER BANK SACRAMENTO CA	04/24/2018
223645	2200090254	04/19/2018	USD	276,824.96	BEST CONTRACTING SERVICES INC GARDENA CA	05/01/2018
223646	2200090234	04/19/2018	USD	356.74	BRIGHTVIEW LANDSCAPE SERVICES PASADENA CA	04/23/2018
223647	2200090195	04/19/2018	USD	120.36	CALIFORNIA NEWSPAPER SERVICE BLOS ANGELES CA	04/24/2018
223648	2200090236	04/19/2018	USD	11,927.20	CALIFORNIA WATER TECHNOLOGIES,PASADENA CA	04/23/2018
223649	2200090270	04/19/2018	USD	340.90	CAMACHO, MICHAEL CHINO HILLS CA	04/24/2018
223650	2200090192	04/19/2018	USD	226,145.20	CAROLLO ENGINEERS WALNUT CREEK CA	05/01/2018

Bank	CBB	CITIZENS BUSINESS BANK	ONTARIO CA 917610000
Bank Key	122234149		
Acct number	CHECK	231167641	

Check number from to	Payment	Pmnt date	Crcy	Amount paid (FC)	Recipient/void reason code	Enca./void
223651	2200090183	04/19/2018	USD	49,383.00	CDM SMITH INC LOS ANGELES CA	04/23/2018
223652	2200090221	04/19/2018	USD	2,243.05	CINTAS CORPORATION LOC#150 PHOENIX AZ	05/07/2018
223653	2200090255	04/19/2018	USD	350.12	CITY OF CHINO CHINO CA	04/23/2018
223654	2200090182	04/19/2018	USD	2,000.00	CITY OF CHINO HILLS CHINO HILLS CA	05/02/2018
223655	2200090170	04/19/2018	USD	295.97	COLE PARMER INSTRUMENT CO CHICAGO IL	04/23/2018
223656	2200090214	04/19/2018	USD	7,012.50	CS-AMSCO HUNTINGTON BEACH CA	04/24/2018
223657	2200090210	04/19/2018	USD	1,946.53	DELL MARKETING L P PASADENA CA	04/23/2018
223658	2200090201	04/19/2018	USD	399.96	E Z PARTY RENTALS POMONA CA	04/23/2018
223659	2200090230	04/19/2018	USD	3,715.99	ELECTRO-CHEMICAL DEVICES, INC ANAHEIM CA	04/25/2018
223660	2200090184	04/19/2018	USD	3,738.27	EMERGENCY LIFELINE CORPORATIONFRANKLIN TN	04/24/2018
223661	2200090217	04/19/2018	USD	3,588.83	ENDRESS & HAUSER INC DETROIT MI	04/24/2018
223662	2200090229	04/19/2018	USD	8,980.00	EUROPINS EATON ANALYTICAL LLC GRAPEVINE TX	04/25/2018
223663	2200090197	04/19/2018	USD	927.74	EXPRESS PIPE & SUPPLY INC ANAHEIM CA	04/24/2018
223664	2200090193	04/19/2018	USD	8,781.63	FASTENAL COMPANY WINONA MN	04/24/2018
223665	2200090172	04/19/2018	USD	791.15	FISHER SCIENTIFIC LOS ANGELES CA	04/23/2018
223666	2200090261	04/19/2018	USD	2,223.82	FRONTIER COMMUNICATIONS CORP CINCINNATI OH	05/01/2018
223667	2200090237	04/19/2018	USD	479.20	FULL SOURCE, LLC JACKSONVILLE FL	04/24/2018
223668	2200090186	04/19/2018	USD	2,660.00	GENESIS CONSTRUCTION HEMET CA	04/26/2018
223669	2200090253	04/19/2018	USD	768,419.39	GWINCO CONSTRUCTION & ENGINEERONTARIO CA	04/24/2018
223670	2200090173	04/19/2018	USD	170.13	HOME DEPOT CREDIT SERVICES PHOENIX AZ	04/24/2018
223671	2200090240	04/19/2018	USD	25,000.00	INDUSTRIAL COATING AND RESTORAOCEANSIDE CA	04/23/2018
223672	2200090213	04/19/2018	USD	8,011.57	INNOVATIVE FEDERAL STRATEGIES WASHINGTON DC	04/26/2018
223673	2200090218	04/19/2018	USD	2,747.50	INTEGRATED DESIGN SERVICES INCIRVINE CA	04/23/2018
223674	2200090181	04/19/2018	USD	71.56	INTERSTATE BATTERY SYSTEM ALTA LOMA CA	05/09/2018
223675	2200090189	04/19/2018	USD	85,760.22	J F SHEA CONSTRUCTION INC WALNUT CA	04/24/2018
223676	2200090190	04/19/2018	USD	103,264.57	J F SHEA CONSTRUCTION INC WALNUT CA	04/24/2018
223677	2200090200	04/19/2018	USD	22,403.00	JDV EQUIPMENT CORP DOVER NJ	04/26/2018
223678	2200090243	04/19/2018	USD	803,609.50	KEMP BROS CONSTRUCTION INC SANTA FE SPRINGS CA	04/25/2018
223679	2200090188	04/19/2018	USD	1,058.83	KONICA MINOLTA PASADENA CA	04/23/2018
223680	2200090266	04/19/2018	USD	236.15	LEGALSHIELD ADA OK	04/27/2018
223681	2200090204	04/19/2018	USD	1,281.18	MCCROMETER INC CHICAGO IL	04/26/2018
223682	2200090232	04/19/2018	USD	14,119.73	MICROAGE PHOENIX AZ	04/25/2018
223683	2200090196	04/19/2018	USD	776.50	MIDPOINT BEARING ONTARIO CA	04/23/2018
223684	2200090250	04/19/2018	USD	228,186.45	MYERS AND SONS CONSTRUCTION LPSACRAMENTO CA	04/24/2018
223685	2200090206	04/19/2018	USD	417.41	NATIONAL BUSINESS INVESTIGATIONMURRIETA CA	04/24/2018
223686	2200090215	04/19/2018	USD	994.80	NATIONAL CONSTRUCTION RENTALS PACOIMA CA	04/24/2018
223687	2200090245	04/19/2018	USD	130,149.09	NEW MILLENNIUM CONSTRUCTION CHINO HILLS CA	04/23/2018
223688	2200090171	04/19/2018	USD	1,074.13	OFFICE DEPOT PHOENIX AZ	05/10/2018
223689	2200090256	04/19/2018	USD	5,071.61	ONTARIO MUNICIPAL UTILITIES COONTARIO CA	04/23/2018
223690	2200090175	04/19/2018	USD	36,444.00	PERKINELMER HEALTH SCIENCES INCHICAGO IL	04/25/2018
223691	2200090265	04/19/2018	USD	193.08	PERS LONG TERM CARE PROGRAM PASADENA CA	04/24/2018
223692	2200090209	04/19/2018	USD	3,900.63	PONTON INDUSTRIES INC YORBA LINDA CA	04/30/2018
223693	2200090263	04/19/2018	USD	675.90	PUBLIC EMPLOYEES RETIREMENT SYSACRAMENTO CA	05/09/2018
223694	2200090269	04/19/2018	USD	42.19	RILEY, STEPHANIE CHINO CA	04/23/2018



Bank	CBB	CITIZENS BUSINESS BANK	ONTARIO CA 917610000
Bank Key	122234149		
Acct number	CHECK	231167641	

Check

Check number from to	Payment	Pmnt date	Crcy	Amount paid (FC)	Recipient/void reason code	Enca./void
223695	2200090268	04/19/2018	USD	120.93	RODRIGUEZ, VICTOR CHINO HILLS CA	
223696	2200090176	04/19/2018	USD	1,299.47	ROYAL INDUSTRIAL SOLUTIONS LOS ANGELES CA	04/23/2018
223697	2200090216	04/19/2018	USD	559.38	RSD LAKE FOREST CA	04/23/2018
223698	2200090224	04/19/2018	USD	157.50	RUTAN & TUCKER LLP COSTA MESA CA	04/23/2018
223699	2200090220	04/19/2018	USD	325.00	SAN BERNARDINO COUNTY SAN BERNARDINO CA	04/27/2018
223700	2200090219	04/19/2018	USD	32,585.00	SCW CONTRACTING CORPORATION FALLBROOK CA	04/27/2018
223701	2200090257	04/19/2018	USD	258.44	SO CALIF EDISON ROSEMEAD CA	04/23/2018
223702	2200090258	04/19/2018	USD	100.12	SO CALIF GAS MONTEREY PARK CA	04/27/2018
223703	2200090275	04/19/2018	USD	76.38	SPEARS, CARINA CHINO HILLS CA	04/26/2018
223704	2200090273	04/19/2018	USD	150.00	SPEARS, JIM CHINO HILLS CA	04/23/2018
223705	2200090231	04/19/2018	USD	7,188.00	STAFFING NETWORK LLC CAROL STREAM IL	04/24/2018
223706	2200090187	04/19/2018	USD	260.00	STATE WATER RESOURCES CNTRL BRACRAMENTO CA	05/21/2018
223707	2200090267	04/19/2018	USD	34.88	STONE, VICTORIA CHINO HILLS CA	04/27/2018
223708	2200090180	04/19/2018	USD	1,160.25	SUEZ TREATMENT SOLUTIONS INC BALTIMORE MD	04/25/2018
223709	2200090199	04/19/2018	USD	1,350.00	TOM DODSON & ASSOCIATES SAN BERNARDINO CA	04/25/2018
223710	2200090248	04/19/2018	USD	199.70	TRANSENE COMPANY INC DANVERS MA	04/26/2018
223711	2200090203	04/19/2018	USD	734.00	U S HEALTHWORKS MEDICAL GROUP LOS ANGELES CA	04/23/2018
223712	2200090198	04/19/2018	USD	438.72	U S HOSE INC ONTARIO CA	04/25/2018
223713	2200090202	04/19/2018	USD	1,598.00	U S POSTAL SERVICE CHINO HILLS CA	04/25/2018
223714	2200090191	04/19/2018	USD	1,336.68	ULTRA SCIENTIFIC NORTH KINGSTOWN RI	04/30/2018
223715	2200090225	04/19/2018	USD	9,744.75	US BANK VOYAGER FLEET SYSTEMS KANSAS CITY MO	04/24/2018
223716	2200090233	04/19/2018	USD	9,925.00	UTILIQUEST LLC ATLANTA GA	04/23/2018
223717	2200090260	04/19/2018	USD	457.12	VERIZON BUSINESS ALBANY NY	04/24/2018
223718	2200090207	04/19/2018	USD	7,790.00	W A RASIC CONSTRUCTION CO INC LONG BEACH CA	04/25/2018
223719	2200090242	04/19/2018	USD	2,700.00	WILD WONDERS CARLSBAD CA	04/23/2018
223720	2200090185	04/19/2018	USD	1,750.00	WILLDAN FINANCIAL SERVICES TEMECULA CA	04/24/2018
223721	2200090212	04/19/2018	USD	530.95	WORLDWIDE EXPRESS ALBANY NY	04/24/2018
223722	2200090228	04/19/2018	USD	16,999.35	XYLEM WATER SOLUTIONS USA INC CHICAGO IL	04/24/2018
223723	2200090235	04/19/2018	USD	200,574.77	YELLOW JACKET DRILLING SERVICEPHOENIX AZ	04/24/2018
223724	2200090211	04/19/2018	USD	2,041.16	YORK EMPLOYMENT SERVICES, INC SAN FRANCISCO CA	04/25/2018
223725	2200090285	04/24/2018	USD	21,392.87	BUSINESS CARD WILMINGTON DE	04/27/2018
223726	2200090500	04/26/2018	USD	1,772.19	10-8 RETROFIT INC ONTARIO CA	05/07/2018
223727	2200090449	04/26/2018	USD	2,194.02	ACCUSTANDARD INC NEW HAVEN CT	05/08/2018
223728	2200090482	04/26/2018	USD	445.00	ADVANCED CHEMICAL TECHNOLOGY IRANCHO CUCAMONGA CA	05/02/2018
223729	2200090464	04/26/2018	USD	58.00	ABROTEK INC ATLANTA GA	04/30/2018
223730	2200090437	04/26/2018	USD	1,584.26	AIRGAS WEST INC PASADENA CA	04/30/2018
223731	2200090501	04/26/2018	USD	700.00	ALISON LOUKEH & ASSOCIATES RIVERSIDE CA	04/30/2018
223732	2200090484	04/26/2018	USD	1,262.41	ALTA FOODCRAFT COFFEE LONG BEACH CA	05/02/2018
223733	2200090445	04/26/2018	USD	826.63	AMERICAN COMPRESSOR CO SANTA FE SPRINGS CA	05/01/2018
223734	2200090521	04/26/2018	USD	188.02	AMERICAN HERITAGE LIFE INSURANDALLAS TX	05/04/2018
223735	2200090480	04/26/2018	USD	3,220.00	AMP MECHANICAL INC COSTA MESA CA	04/30/2018
223736	2200090448	04/26/2018	USD	150.00	ARMA RIVERSIDE CA	05/01/2018
223737	2200090485	04/26/2018	USD	603.73	ASAP INDUSTRIAL SUPPLY FONTANA CA	05/01/2018
223738	2200090456	04/26/2018	USD	74.00	ASBCSD HESPERIA CA	05/16/2018

Bank	CBB	CITIZENS BUSINESS BANK	ONTARIO CA 917610000
Bank Key	122234149		
Acct number	CHECK	231167641	

Check number from to	Payment	Pmnt date	Crcy	Amount paid (FC)	Recipient/void reason code	Enca./void
223739	2200090479	04/26/2018	USD	977.50	BAILEY VALVE INC FRESNO CA	05/01/2018
223740	2200090509	04/26/2018	USD	10,483.84	BETSY JACOBSON AND ASSOCIATES ENCINITAS CA	05/04/2018
223741	2200090453	04/26/2018	USD	2,546.10	BRAGG CRANE SERVICE LONG BEACH CA	05/01/2018
223742	2200090517	04/26/2018	USD	183.34	BREIG, ANNA VICTORVILLE CA	05/07/2018
223743	2200090429	04/26/2018	USD	29,477.00	BRITHINEE ELECTRIC COLTON CA	05/01/2018
223744	2200090447	04/26/2018	USD	150.00	CALIF SOCIETY OF MUNICIPAL SACRAMENTO CA	05/07/2018
223745	2200090443	04/26/2018	USD	180.00	CALIF WATER ENVIRONMENT ASSOC OAKLAND CA	05/08/2018
223746	2200090461	04/26/2018	USD	5,878.00	CALIFORNIA BOILER INC HUNTINGTON BEACH CA	04/30/2018
223747	2200090493	04/26/2018	USD	15,213.06	CALIFORNIA WATER TECHNOLOGIES, PASADENA CA	04/30/2018
223748	2200090540	04/26/2018	USD	147.63	CARL H TAYLOR III CRYSTAL RIVER FL	05/01/2018
223749	2200090450	04/26/2018	USD	21,519.93	CAROLLO ENGINEERS INC SALT LAKE CITY UT	05/02/2018
223750	2200090463	04/26/2018	USD	70.04	CHAMPION AWARDS & SPECIALTIES RANCHO CUCAMONGA CA	05/01/2018
223751	2200090444	04/26/2018	USD	450.00	CHINO BASIN WATER CONSERVATIONMONTCLAIR CA	05/07/2018
223752	2200090442	04/26/2018	USD	10,793.60	CHINO BASIN WATERMASTER RANCHO CUCAMONGA CA	05/02/2018
223753	2200090470	04/26/2018	USD	631.64	CHINO HILLS FORD CHINO CA	05/03/2018
223754	2200090477	04/26/2018	USD	2,604.16	CINTAS CORPORATION LOC#150 PHOENIX AZ	05/10/2018
223755	2200090462	04/26/2018	USD	843.70	CINTAS FIRST AID & SAFETY LOCCINCINNATI OH	05/04/2018
223756	2200090537	04/26/2018	USD	415.00	CITY EMPLOYERS ASSOCIATES LONG BEACH CA	05/01/2018
223757	2200090530	04/26/2018	USD	347.26	COLONIAL LIFE & ACCIDENT INSURCOLUMBIA SC	05/02/2018
223758	2200090483	04/26/2018	USD	40,985.00	CORRPRO COMPANIES INC DALLAS TX	05/03/2018
223759	2200090466	04/26/2018	USD	10,357.03	CX & B UNITED CORP HARBOR CITY CA	05/02/2018
223760	2200090498	04/26/2018	USD	1,463.75	DAVIS BARBER PRODUCTIONS INC FULLERTON CA	04/30/2018
223761	2200090489	04/26/2018	USD	142.31	ELECTRO-CHEMICAL DEVICES, INC ANAHEIM CA	05/01/2018
223762	2200090491	04/26/2018	USD	11,213.47	ENVIRONMENTAL SCIENCE ASSOCIATELK GROVE IL	05/01/2018
223763	2200090490	04/26/2018	USD	1,550.00	EPI-USE AMERICA INC ATLANTA GA	05/01/2018
223764	2200090488	04/26/2018	USD	30.00	EUROPINS EATON ANALYTICAL LLC GRAPEVINE TX	05/01/2018
223765	2200090539	04/26/2018	USD	2,131.21	FIDELITY SECURITY LIFE INSURANCINCINNATI OH	05/01/2018
223766	2200090431	04/26/2018	USD	1,812.95	FISHER SCIENTIFIC LOS ANGELES CA	04/30/2018
223767	2200090441	04/26/2018	USD	739.56	FLW INC HUNTINGTON BEACH CA	04/30/2018
223768	2200090535	04/26/2018	USD	373.38	FRANCHISE TAX BOARD SACRAMENTO CA	05/07/2018
223769	2200090516	04/26/2018	USD	137.36	FRONTIER COMMUNICATIONS CORP CINCINNATI OH	05/03/2018
223770	2200090510	04/26/2018	USD	3,285.00	FUJITSU COMPUTER PRODUCTS SUNNYVALE CA	05/01/2018
223771	2200090494	04/26/2018	USD	349.50	FULL SOURCE, LLC JACKSONVILLE FL	05/01/2018
223772	2200090486	04/26/2018	USD	16,196.94	GHD PASADENA CA	05/01/2018
223773	2200090439	04/26/2018	USD	10,565.31	GRAINGER PALATINE IL	05/01/2018
223774	2200090520	04/26/2018	USD	499.68	HOBBS, DIANA APPLE VALLEY CA	05/02/2018
223775	2200090518	04/26/2018	USD	499.68	HORNE, WILLIAM YUCCA VALLEY CA	05/01/2018
223776	2200090525	04/26/2018	USD	51.00	INLAND EMPIRE UNITED WAY RANCHO CUCAMONGA CA	05/01/2018
223777	2200090536	04/26/2018	USD	236.15	LEGALSHIELD ADA OK	05/03/2018
223778	2200090533	04/26/2018	USD	14,248.66	LIFE INSURANCE COMPANY OF PHILADELPHIA PA	05/02/2018
223779	2200090502	04/26/2018	USD	1,497.95	MANAGED MOBILE INC PLACENTIA CA	05/01/2018
223780	2200090446	04/26/2018	USD	1,350.00	MBC APPLIED ENVIRONMENTAL SCIECOSTA MESA CA	05/01/2018
223781	2200090511	04/26/2018	USD	472.50	MEANS CONSULTING LLC NEWPORT BEACH CA	05/01/2018
223782	2200090454	04/26/2018	USD	423.33	MIDPOINT BEARING ONTARIO CA	04/30/2018



Bank	CBB	CITIZENS BUSINESS BANK	ONTARIO CA 917610000
Bank Key	122234149		
Acct number	CHECK	231167641	

Check

Check number from to	Payment	Pmnt date	Crcy	Amount paid (FC)	Recipient/void reason code	Enca./void
223783	2200090519	04/26/2018	USD	826.04	MILLER, ELMER L BLUE JAY CA	05/01/2018
223784	2200090541	04/26/2018	USD	76.85	MORGAN-PERALES, LISA CHINO HILLS CA	05/07/2018
223785	2200090503	04/26/2018	USD	54,549.18	NEW MILLENNIUM CONSTRUCTION CHINO HILLS CA	04/30/2018
223786	2200090507	04/26/2018	USD	1,650.00	NV MEDIA RIVERSIDE CA	05/07/2018
223787	2200090430	04/26/2018	USD	865.18	OFFICE DEPOT PHOENIX AZ	05/11/2018
223788	2200090513	04/26/2018	USD	71.60	ONTARIO MUNICIPAL UTILITIES COONTARIO CA	04/30/2018
223789	2200090465	04/26/2018	USD	452.05	PANTHER PROTECTION ORANGE CA	05/04/2018
223790	2200090538	04/26/2018	USD	248.50	PATRICK W HUNTER PHELAN CA	05/01/2018
223791	2200090532	04/26/2018	USD	96.54	PERS LONG TERM CARE PROGRAM PASADENA CA	05/01/2018
223792	2200090468	04/26/2018	USD	102.36	PONTON INDUSTRIES INC YORBA LINDA CA	05/07/2018
223793	2200090460	04/26/2018	USD	1,476.86	RESTEK CORP LANCASTER PA	05/01/2018
223794	2200090433	04/26/2018	USD	25,000.00	RMA GROUP RANCHO CUCAMONGA CA	05/02/2018
223795	2200090504	04/26/2018	USD	15,461.94	ROCKWELL SOLUTIONS INC NEWPORT COAST CA	05/03/2018
223796	2200090497	04/26/2018	USD	210.15	ROWLAND UNIFIED SCHOOL DISTRICTROWLAND HEIGHTS CA	05/15/2018
223797	2200090434	04/26/2018	USD	1,878.53	ROYAL INDUSTRIAL SOLUTIONS LOS ANGELES CA	04/30/2018
223798	2200090481	04/26/2018	USD	915.50	SAFE-ENTRY TECHNICAL INC RANCHO CUCAMONGA CA	05/02/2018
223799	2200090459	04/26/2018	USD	3,000.00	SAN BERNARDINO COUNTY SAN BERNARDINO CA	05/15/2018
223800	2200090487	04/26/2018	USD	2,758.40	SNAP GRAPHICS & DESIGN RANCHO CUCAMONGA CA	05/01/2018
223801	2200090514	04/26/2018	USD	3,218.80	SO CALIF EDISON ROSEMEAD CA	05/01/2018
223802	2200090515	04/26/2018	USD	217.15	SO CALIF GAS MONTEREY PARK CA	05/04/2018
223803	2200090476	04/26/2018	USD	209.00	SOCIETY FOR HUMAN RESOURCE MGBALTIMORE MD	05/02/2018
223804	2200090438	04/26/2018	USD	226.60	SPARLING INSTRUMENTS LLC PHOENIX AZ	05/01/2018
223805	2200090492	04/26/2018	USD	3,294.50	STAFFING NETWORK LLC CAROL STREAM IL	05/01/2018
223806	2200090473	04/26/2018	USD	5,100.00	STANTEC CONSULTING INC CHICAGO IL	04/30/2018
223807	2200090452	04/26/2018	USD	484.00	STATE WATER RESOURCES CNIRL BRSACRAMENTO CA	05/02/2018
223808	2200090474	04/26/2018	USD	4,073.00	THE AUSTIN COMPANY CLEVELAND OH	05/01/2018
223809	2200090495	04/26/2018	USD	3,325.00	TRIEPEI SMITH AND ASSOCIATES, IRVINE CA	05/02/2018
223810	2200090472	04/26/2018	USD	1,232.63	TRUSSELL TECHNOLOGIES INC PASADENA CA	05/03/2018
223811	2200090529	04/26/2018	USD	243.33	US DEPARTMENT OF EDUCATION ATLANTA GA	05/03/2018
223812	2200090458	04/26/2018	USD	225.71	VERIZON WIRELESS DALLAS TX	05/02/2018
223813	2200090467	04/26/2018	USD	20,000.00	W A RASIC CONSTRUCTION CO INC LONG BEACH CA	05/01/2018
223814	2200090512	04/26/2018	USD	300.00	WATER WISE PRO TRAINING WATSONVILLE CA	05/11/2018
223815	2200090526	04/26/2018	USD	2,468.68	WESTERN DENTAL PLAN ORANGE CA	05/02/2018
223816	2200090534	04/26/2018	USD	25.00	WILCO LIFE INSURANCE COMPANY ATLANTA GA	05/04/2018
223817	2200090552	04/26/2018	USD	2,160.00	GILLIS + PANICHAPAN ARCHITECTSCOSTA MESA CA	05/04/2018
223818	2200090550	04/26/2018	USD	500.00	INSIDE PLANTS INC CORONA CA	05/02/2018
223819	2200090549	04/26/2018	USD	3,086.00	JDV EQUIPMENT CORP DOVER NJ	05/02/2018
223820	2200090548	04/26/2018	USD	290.93	KONICA MINOLTA PASADENA CA	04/30/2018
223821	2200090551	04/26/2018	USD	1,500.00	TOTALFUNDS BY HASLER TAMPA FL	05/03/2018

* Payment method Check	USD	5,543,649.30		
------------------------	-----	--------------	--	--



Check number from to	Payment	Pmnt date	Crcy	Amount paid (FC)	Recipient/void reason code	Enca./void
**			USD	5,543,649.30		

# Attachment 2B

## Workers' Comp Checks

Bank	CBB	CITIZENS BUSINESS BANK	ONTARIO CA 917610000
Bank Key	122234149		
Acct number	WCOMP	231159290	

Checks created manually

Check number from to	Payment	Pmnt date	Crcy	Amount paid (FC)	Recipient/void reason code	Enca./void
04928	2200090286	04/04/2018	USD	12.00	YORK RISK SERVICES GROUP INC RANCHO CUCAMONGA CA	04/09/2018
04929	2200090287	04/04/2018	USD	7.66	YORK RISK SERVICES GROUP INC RANCHO CUCAMONGA CA	04/17/2018
04930	2200090288	04/11/2018	USD	592.00	YORK RISK SERVICES GROUP INC RANCHO CUCAMONGA CA	04/18/2018
04931	2200090289	04/11/2018	USD	246.38	YORK RISK SERVICES GROUP INC RANCHO CUCAMONGA CA	04/17/2018
04932	2200090290	04/11/2018	USD	255.00	YORK RISK SERVICES GROUP INC RANCHO CUCAMONGA CA	04/18/2018
04933	2200090291	04/11/2018	USD	10.00	YORK RISK SERVICES GROUP INC RANCHO CUCAMONGA CA	04/16/2018
04934	2200090292	04/11/2018	USD	39.61	YORK RISK SERVICES GROUP INC RANCHO CUCAMONGA CA	04/20/2018
04935	2200090293	04/11/2018	USD	338.01	YORK RISK SERVICES GROUP INC RANCHO CUCAMONGA CA	04/20/2018
04936	2200090294	04/11/2018	USD	16.10	YORK RISK SERVICES GROUP INC RANCHO CUCAMONGA CA	04/20/2018
04937	2200090295	04/11/2018	USD	37.74	YORK RISK SERVICES GROUP INC RANCHO CUCAMONGA CA	04/20/2018
04938	2200090296	04/11/2018	USD	547.36	YORK RISK SERVICES GROUP INC RANCHO CUCAMONGA CA	04/20/2018
04939	2200090297	04/11/2018	USD	85.00	YORK RISK SERVICES GROUP INC RANCHO CUCAMONGA CA	04/20/2018
04940	2200090298	04/11/2018	USD	145.00	YORK RISK SERVICES GROUP INC RANCHO CUCAMONGA CA	04/20/2018
04941	2200090299	04/18/2018	USD	219.19	YORK RISK SERVICES GROUP INC RANCHO CUCAMONGA CA	04/27/2018
04942	2200090300	04/18/2018	USD	458.35	YORK RISK SERVICES GROUP INC RANCHO CUCAMONGA CA	04/23/2018
04943	2200090301	04/18/2018	USD	161.79	YORK RISK SERVICES GROUP INC RANCHO CUCAMONGA CA	04/23/2018
04944	2200090692	04/25/2018	USD	12.13	YORK RISK SERVICES GROUP INC RANCHO CUCAMONGA CA	
04945	2200090693	04/25/2018	USD	148.84	YORK RISK SERVICES GROUP INC RANCHO CUCAMONGA CA	04/30/2018
04946	2200090694	04/25/2018	USD	12.00	YORK RISK SERVICES GROUP INC RANCHO CUCAMONGA CA	04/30/2018
04947	2200090695	04/30/2018	USD	2,738.01	YORK RISK SERVICES GROUP INC RANCHO CUCAMONGA CA	
* Payment method Checks created manually			USD	6,082.17		

Check number from to	Payment	Print date	Crcy	Amount paid (FC)	Recipient/void reason code	Enca./void
**			USD	6,082.17		

# Attachment 2C

## Vendor ACHs

Check	Payee / Description	Amount
ACH	NAPA GENUINE PARTS COMPANY 6 Air Filters      4584-247913      117.08 Battery,Solar Battery,Battery Accessorie 4584-247914      406.14 ----- NAPA GENUINE PARTS COMPANY      \$      523.22	
ACH	SANTA ANA WATERSHED February 2018 Truck Discharge      9235      983.76 ----- SANTA ANA WATERSHED      \$      983.76	
ACH	UNIVAR USA INC TP1-12,083 Lbs Sodium Bisulfite      LA618937      3,046.48 TP1-12,660 Lbs Sodium Bisulfite      LA620582      2,733.79 ----- UNIVAR USA INC      \$      5,780.27	
ACH	WAXIE SANITARY SUPPLY Liners,Towels,Paper Towels,Safety Absorb 77234186      1,894.08 Towels,Paper Towels,Bleach,Toilet Paper, 77282027      2,490.56 ----- WAXIE SANITARY SUPPLY      \$      4,384.64	
ACH	G M SAGER CONSTRUCTION CO INC RP2Mnt-Asphalt Installation & Repairs      37276R      39,726.87 ----- G M SAGER CONSTRUCTION CO INC \$      39,726.87	
ACH	WESTERN MUNICIPAL WATER DISTRI WR16011-2/1/18-2/28/18 350 Sprinkler Noz IEUA-1533      1,635.00 ----- WESTERN MUNICIPAL WATER DISTRI\$      1,635.00	
ACH	MCMASTER-CARR SUPPLY CO Bradley Brass On/Off Valve      59477879      101.48 Drill Press,Floodlight,Socket Set,Socket 58121838      2,479.14 2 Bin Boxes      58290750      87.87 ----- MCMASTER-CARR SUPPLY CO      \$      2,668.49	
ACH	KVAC ENVIRONMENTAL SERVICES IN RP4-2/13-2/27 Lrg Vac Pmp/Trnsprt Lqd Ws KS1802349      8,631.25 ----- KVAC ENVIRONMENTAL SERVICES IN\$      8,631.25	
ACH	SHI INTERNATIONAL CORP 12/17-12/18 AutoCAD Civil 3D License Ren B07594108      7,376.44 2 Camtasia Studio Licenses      B07806176      279.42 2/18-2/19 Workspace ONE Subscription      B07826860      5,464.50 ----- SHI INTERNATIONAL CORP      \$      13,120.36	
ACH	PEST OPTIONS INC February 2018 GWR Weed Abatement Service 294128      6,034.32 February 2018 Weed Abatement Services      293974      3,064.95 ----- PEST OPTIONS INC      \$      9,099.27	

Check	Payee / Description	Amount
ACH	SUNGARD AVAILABILITY SERVICES 4/18 Disaster Recovery Svc	152680880 4,152.00
	SUNGARD AVAILABILITY SERVICES \$	4,152.00
ACH	OLIN CORP	
	TP1-4,936 Gals Sodium Hypochlorite	2476800 2,912.24
	RP5-4,972 Gals Sodium Hypochlorite	2472140 2,933.48
	RP5-4,948 Gals Sodium Hypochlorite	2475210 2,919.32
	TP1-4,916 Gals Sodium Hypochlorite	2474152 2,900.44
	RP4-4,952 Gals Sodium Hypochlorite	2474153 2,921.68
	TP1-5,026 Gals Sodium Hypochlorite	2473487 2,965.34
	CCWRP-3,000 Gals Sodium Hypochlorite	2476389 1,770.00
	CCWRP-4,906 Gals Sodium Hypochlorite	2473486 2,894.54
	RP4-2,002 Gals Sodium Hypochlorite	2473798 1,181.18
	TP1-4,906 Gals Sodium Hypochlorite	2474635 2,894.54
	RP4-2,006 Gals Sodium Hypochlorite	2474151 1,183.54
	RP4-1,998 Gals Sodium Hypochlorite	2476390 1,178.82
	CCWRP-2,998 Gals Sodium Hypochlorite	2474634 1,768.82
	RP4-1,996 Gals Sodium Hypochlorite	2471469 1,177.64
	TP1-4,914 Gals Sodium Hypochlorite	2473485 2,899.26
	TP1-4,960 Gals Sodium Hypochlorite	2476391 2,926.40
	TP1-4,932 Gals Sodium Hypochlorite	2472139 2,909.88
	TP1-4,946 Gals Sodium Hypochlorite	2477296 2,918.14
	CCWRP-3,016 Gals Sodium Hypochlorite	2471470 1,779.44
	RP4-2,016 Gals Sodium Hypochlorite	2472824 1,189.44
	OLIN CORP \$	46,224.14
ACH	DANRAE, INC	
	EN13016-11/2017-2/2018 Professional Serv	150915 3,193.75
	EN14019-2/18 Professional Services	150916 4,243.75
	DANRAE, INC \$	7,437.50
ACH	SIEMENS INDUSTRY INC	
	Transducer	5602326128 673.45
	SIEMENS INDUSTRY INC \$	673.45
ACH	WEST COAST ADVISORS	
	3/18 Prof Svcs	11018 9,800.00
	WEST COAST ADVISORS \$	9,800.00
ACH	NAVEX GLOBAL INC	
	4/18-4/19 US Hotline/Subscription Renewa	INV-166377 1,485.30
	NAVEX GLOBAL INC \$	1,485.30
ACH	TRIBOLOGIK CORPORATION	
	Oil Analysis	40648 90.00
	Oil Analysis	40788 450.00
	Oil Analysis	40647 480.00
	Oil Analysis	41509 480.00
	Oil Analysis	39574 180.00
	Oil Analysis	39572 30.00
	TRIBOLOGIK CORPORATION \$	1,710.00



Check	Payee / Description	Amount
ACH	AMAZON BUSINESS	
	4 Hydromatic Cast Iron Pumps      14LP-YX4Q-T7W	1,783.39
	1 Cornhole Game      196X-DNGY-QX6	12.88
	18 Cornhole Games, 3 Crayola Art Sets      1XPV-WQMW-KQP	289.35
	3 Pack Replacement Pad      1XKX-YC1D-JF9	15.66
	User Guides, Quick Reference Guides      1L1C-PMTC-1RR	32.48
	Rechargeable Flashlight      196X-DNGY-QJJ	156.77
	2 Solar Batteries      1XPV-WQMW-YGY	473.56
	2 Solar Charge Controller/Regulator      1JKQ-FLR9-4GJ	405.48
	AMAZON BUSINESS      \$	3,169.57
ACH	AMERICAN OFFICE PROFESSIONALS	
	Service Call HP 600/603      1574	89.95
	AMERICAN OFFICE PROFESSIONALS      \$	89.95
ACH	SOLAR STAR CALIFORNIA V LLC	
	RP1-2/1-2/28 2450 Phila St      M0616-1705358	3,008.11
	RP1-2/1-2/28 2450 Phila St      M0615-1705357	16,828.81
	RP5/TP5/HQA/B-2/1-2/28 6075 Kimball Ave      M0614-1705356	16,709.41
	CCWRP/TP/RWPS-2/1-2/28 14950 Telephone A      M0613-1705355	8,407.98
	SOLAR STAR CALIFORNIA V LLC      \$	44,954.31
ACH	ICMA RETIREMENT TRUST 457	
	P/R 8 4/13 Deferred Comp Ded      HR      0066800	19,330.10
	ICMA RETIREMENT TRUST 457      \$	19,330.10
ACH	LINCOLN NATIONAL LIFE INS CO	
	P/R 8 4/13 Deferred Comp Ded      HR      0066800	17,020.30
	LINCOLN NATIONAL LIFE INS CO      \$	17,020.30
ACH	ICMA RETIREMENT TRUST 401	
	P/R 8 4/13 Exec Deferred Comp      HR      0066800	7,465.88
	ICMA RETIREMENT TRUST 401      \$	7,465.88
ACH	NAPA GENUINE PARTS COMPANY	
	24 Lithium Grs Cart      4584-248807	170.42
	Air Compressor      4584-248956	2,638.80
	Refund 2 Core Deposits      4584-246235	58.19
	NAPA GENUINE PARTS COMPANY      \$	2,751.03
ACH	SANTA ANA WATERSHED	
	Febuary 2018 Service      9241	122,317.65
	SANTA ANA WATERSHED      \$	122,317.65
ACH	UNIVAR USA INC	
	PradoLS-12,535 Lbs Sodium Bisulfite      LA620074	2,706.67
	PradoLS-12,600 Lbs Sodium Bisulfite      LA613630	2,720.77
	PradoLS-12,255 Lbs Sodium Bisulfite      LA608357	2,646.17
	TP1-12,858 Lbs Sodium Bisulfite      LA622789	2,776.34
	CCWRP-12,827 Lbs Sodium Bisulfite      LA622631	2,769.76



Check	Payee / Description	Amount
	RP5-12,868 Lbs Sodium Bisulfite LA622034	2,778.52
	TP1-12,817 Lbs Sodium Bisulfite LA621735	2,767.58
	UNIVAR USA INC \$	19,165.81
ACH	WAXIE SANITARY SUPPLY Towels,Paper Towels,Liners,Hand Sanitize 77328198	2,053.53
	WAXIE SANITARY SUPPLY \$	2,053.53
ACH	WESTERN MUNICIPAL WATER DISTRI WR16011-12/1/17-12/31/17 75 Sprinkler No IEUA-1509	262.50
	WESTERN MUNICIPAL WATER DISTRI\$	262.50
ACH	PARSONS WATER & INFRASTRUCTURE EN19001/EN19006-2/3-3/2 Prof Svcs 1803B227	578,127.44
	PARSONS WATER & INFRASTRUCTURE\$	578,127.44
ACH	PEST OPTIONS INC March 2018 Weed Abatement Services 295986	3,064.95
	PEST OPTIONS INC \$	3,064.95
ACH	OLIN CORP RP4-2,008 Gals Sodium Hypochlorite 2477871	1,184.72
	TP1-4,918 Gals Sodium Hypochlorite 2479779	2,901.62
	RP4-1,998 Gals Sodium Hypochlorite 2479778	1,178.82
	CCWRP-4,942 Gals Sodium Hypochlorite 2479394	2,915.78
	RP4-2,018 Gals Sodium Hypochlorite 2480257	1,190.62
	TP1-5,014 Gals Sodium Hypochlorite 2480256	2,958.26
	TP1-4,978 Gals Sodium Hypochlorite 2478923	2,937.02
	TP1-4,866 Gals Sodium Hypochlorite 2478922	2,870.94
	RP4-2,002 Gals Sodium Hypochlorite 2478921	1,181.18
	RP5-4,948 Gals Sodium Hypochlorite 2478463	2,919.32
	TP1-4,982 Gals Sodium Hypochlorite 2478462	2,939.38
	CCWRP-3,006 Gals Sodium Hypochlorite 2477872	1,773.54
	OLIN CORP \$	26,951.20
ACH	GK & ASSOCIATES 46-2054-2/18 Prof Svcs 18-011 (R)	13,832.00
	46-2054-2/18 Prof Svcs 18-010	17,568.00
	46-2054-2/18 Prof Svcs 18-013	14,560.00
	46-2054-2/18 Prof Svcs 18-012	18,544.00
	GK & ASSOCIATES \$	64,504.00
ACH	SIEMENS INDUSTRY INC Transducers 5602375245	2,047.25
	SIEMENS INDUSTRY INC \$	2,047.25
ACH	DOWNS ENERGY RP1-368.1 Gals Red Dyed Diesel Fuel 0231237-IN	946.22
	DOWNS ENERGY \$	946.22

Check	Payee / Description		Amount
ACH	TRIBOLOGIK CORPORATION		
	Oil Analysis	42594	480.00
	Oil Analysis	42595	60.00
			- - - - -
	TRIBOLOGIK CORPORATION	\$	540.00
ACH	AMAZON BUSINESS		
	4 Aluminum Plumbing Pipe Wrench	1VWG-MMWK-79D	165.34
	8 Wide Mouth Glass Carboy Fermentors	1FQN-6G99-CJH	516.00
	4 Comet Portion/Shot Glass	1VWG-MMWK-XXM	606.52
			- - - - -
	AMAZON BUSINESS	\$	1,287.86
ACH	AMERICAN OFFICE PROFESSIONALS		
	7 Toner Cartridges	1582	2,470.92
	Konica Drum Unit,Labor	1581	711.87
			- - - - -
	AMERICAN OFFICE PROFESSIONALS	\$	3,182.79
ACH	SHELL ENERGY NORTH AMERICA LP		
	2/18 Gas Cmmnty-Core,12/17 Adj	1100002880302	3,755.00
	1/18 Gas Cmmnty-Core,11/17 Adj	1100002880301	1,971.26
	12/17 Gas Cmmnty-Core,10/17 Adj	1100002880312	1,794.50
			- - - - -
	SHELL ENERGY NORTH AMERICA LP	\$	7,520.76
ACH	IEUA EMPLOYEES' ASSOCIATION		
	P/R DIR 4 4/13 Employee Ded	HR 0066900	12.00
	P/R 8 4/13 Employee Ded	HR 0066800	207.00
			- - - - -
	IEUA EMPLOYEES' ASSOCIATION	\$	219.00
ACH	IEUA SUPERVISORS UNION ASSOCIA		
	P/R 8 4/13 Employee Ded	HR 0066800	337.50
			- - - - -
	IEUA SUPERVISORS UNION ASSOCIA\$		337.50
ACH	IEUA GENERAL EMPLOYEES ASSOCIA		
	P/R 8 4/13 Employee Ded	HR 0066800	1,144.10
			- - - - -
	IEUA GENERAL EMPLOYEES ASSOCIA\$		1,144.10
ACH	IEUA PROFESSIONAL EMPLOYEES AS		
	P/R 8 4/13 Employee Ded	HR 0066800	490.00
			- - - - -
	IEUA PROFESSIONAL EMPLOYEES ASS\$		490.00
ACH	DISCOVERY BENEFITS INC		
	P/R 8 4/13 Cafeteria Plan	HR 0066800	3,519.99
			- - - - -
	DISCOVERY BENEFITS INC	\$	3,519.99
ACH	HALL, JASMIN		
	Hall,J-ExpRpt-3/25-3/27/18 Watereuse	3/25/18 WATRE	1,869.57
	Hall,J-ExpRpt-3/21-3/23/18 CA Water Poli	3/21/18 CA WT	474.30
			- - - - -
	HALL, JASMIN	\$	2,343.87
ACH	AQUA BEN CORPORATION		

Check	Payee / Description		Amount
	RP2-23,000 Lbs Polymer 748E	37079	20,817.30
	RP1-32,200 Lbs Hydrofloc 750A	37088	44,295.74
			- - - - -
	AQUA BEN CORPORATION	\$	65,113.04
ACH	NAPA GENUINE PARTS COMPANY		
	Air Compressor	4584-248955	2,638.80
	Napa Battery, Enviro Fee, Core Deposit	4584-248967	266.50
	6 Incandescent Light Bulbs - Rtrnd on 39	3973-9047008	74.28
			- - - - -
	NAPA GENUINE PARTS COMPANY	\$	2,979.58
ACH	UNIVAR USA INC		
	TP1-13,045 Lbs Sodium Bisulfite	LA623470	2,816.81
	TP1-12,690 Lbs Sodium Bisulfite	LA624457	2,740.24
			- - - - -
	UNIVAR USA INC	\$	5,557.05
ACH	WAXIE SANITARY SUPPLY		
	Towels	77239984	94.63
			- - - - -
	WAXIE SANITARY SUPPLY	\$	94.63
ACH	MCMaster-CARR SUPPLY CO		
	Timer Switches,Outlet Boxes,PVC Conduit	60632894	588.09
	48 Tote Boxes	60477548	141.45
			- - - - -
	MCMaster-CARR SUPPLY CO	\$	729.54
ACH	SCHNEIDER ELECTRIC SYSTEMS INC		
	pH Transmitters	93737350	3,436.72
			- - - - -
	SCHNEIDER ELECTRIC SYSTEMS INC\$		3,436.72
ACH	SUNGARD AVAILABILITY SERVICES		
	5/18 Disaster Recovery Svc	152683410	4,152.00
			- - - - -
	SUNGARD AVAILABILITY SERVICES \$		4,152.00
ACH	OLIN CORP		
	TP1-4,934 Gals Sodium Hypochlorite	2482758	2,911.06
	CCWRP-3,002 Gals Sodium Hypochlorite	2480969	1,771.18
	TP1-5,012 Gals Sodium Hypochlorite	2481553	2,957.08
	TP1-4,612 Gals Sodium Hypochlorite	2483359	2,721.08
	RP4-2,010 Gals Sodium Hypochlorite	2482759	1,185.90
	RP5-4,908 Gals Sodium Hypochlorite	2480971	2,895.72
	RP5-4,828 Gals Sodium Hypochlorite	2480970	2,848.52
	TP1-5,014 Gals Sodium Hypochlorite	2482756	2,958.26
	CCWRP-4,940 Gals Sodium Hypochlorite	2482757	2,914.60
			- - - - -
	OLIN CORP	\$	23,163.40
ACH	SAP AMERICA INC		
	BIS-3/26-3/30 Trng-RN-HR400	7008370511	3,015.00
			- - - - -
	SAP AMERICA INC	\$	3,015.00
ACH	OVIVO USA LLC		
	1,840 Membrane Replacement Kits w/Reskin	8473142	427,384.99



Check	Payee / Description	Amount
	OVIVO USA LLC	\$ 427,384.99
ACH	EVOQUA WATER TECHNOLOGIES LLC Replace Filter on Rental DI Tank      903482610	75.10
	EVOQUA WATER TECHNOLOGIES LLC	\$ 75.10
ACH	ARCADIS U.S., INC. WR18028-2/2018 Professional Services      0897480	38,410.28
	ARCADIS U.S., INC.	\$ 38,410.28
ACH	CHEMTRADE CHEMICALS US LLC RP1-10.682 Tons Aluminim Sulfate      92331361	3,471.65
	CHEMTRADE CHEMICALS US LLC	\$ 3,471.65
ACH	AMAZON BUSINESS 4 Extention Cords      1G3C-11WG-1GT      223.08 4 Aluminum Plumbing Pipe Wrench      1GP3-GX91-HQP      411.91 5 Rechargeable Flashlights      13WJ-QDQN-HRN      590.00 1 HP Black Toner Cartridge      1PCR-17CT-6KX      174.56 1 Varidesk Standing Desk      1FWQ-QHDP-6GF      425.61	
	AMAZON BUSINESS	\$ 1,825.16
ACH	AMERICAN OFFICE PROFESSIONALS Transfer Belt,Service HP CP6015      1593	553.74
	AMERICAN OFFICE PROFESSIONALS	\$ 553.74
ACH	CDM CONSTRUCTORS INC EN13016.04-3/18 Pay Est 6      PE 6-EN13016.      191,924.41 EN13016.03-3/18 Pay Est 3      PE 3-EN13016.      3,562.50	
	CDM CONSTRUCTORS INC	\$ 195,486.91
ACH	ONE DIVERSIFIED LLC 10 Solstice Pods,2 IDEA Screens      0252408-IN      9,658.89 Tabletop Microphone      0252053-IN      307.83	
	ONE DIVERSIFIED LLC	\$ 9,966.72
ACH	SHELL ENERGY NORTH AMERICA LP RP1-3/1-3/31 2450 Phila St 12/1-12/31 Ad 2042 3/18      83,146.73 RP2/RP5-3/1-3/31 16400 El Prado Rd 12/1- 2044 3/18      7,629.56 CCWRP/TP/RWP-3/1-3/31 14950 Tlphn 12/1-1 2046 3/18      36,363.11	
	SHELL ENERGY NORTH AMERICA LP	\$ 127,139.40
ACH	DISCOVERY BENEFITS INC March 2018 Admin Fees      0000863363-IN	194.75
	DISCOVERY BENEFITS INC	\$ 194.75
ACH	ELIE, STEVE MlgReim-3/18 Meetings-Elie,S      MLG 3/18	94.78

Check	Payee / Description	Amount
	ELIE, STEVE	\$ 94.78
ACH	HALL, JASMIN MlgReim-3/18 Meetings-Hall,J      MLG 3/18 A      154.40 MlgReim-3/18 Meetings-Hall,J      MLG 3/18 B      39.62	
	HALL, JASMIN	\$ 194.02
ACH	PARKER, KATI MlgReim-3/18 Meetings-Parker,K      MLG 3/18      91.78	
	PARKER, KATI	\$ 91.78
ACH	ICMA RETIREMENT TRUST 457 P/R 9 4/27 Deferred Comp Ded      HR      0068200      19,392.11	
	ICMA RETIREMENT TRUST 457	\$ 19,392.11
ACH	LINCOLN NATIONAL LIFE INS CO P/R 9 4/27 Deferred Comp Ded      HR      0068200      16,971.17	
	LINCOLN NATIONAL LIFE INS CO	\$ 16,971.17
ACH	ICMA RETIREMENT TRUST 401 P/R 9 4/27 Exec Deferred Comp Ded      HR      0068200      7,457.22	
	ICMA RETIREMENT TRUST 401	\$ 7,457.22
ACH	ESTRADA, JIMMIE J Reim Monthly Health Prem      HEALTH PREM      499.68	
	ESTRADA, JIMMIE J	\$ 499.68
ACH	LICHTI, ALICE Reim Monthly Health Prem      HEALTH PREM      183.34	
	LICHTI, ALICE	\$ 183.34
ACH	MORASSE, EDNA Reim Monthly Health Prem      HEALTH PREM      183.34	
	MORASSE, EDNA	\$ 183.34
ACH	NOWAK, THEO T Reim Monthly Health Prem      HEALTH PREM      499.68	
	NOWAK, THEO T	\$ 499.68
ACH	SONNENBURG, ILSE Reim Monthly Health Prem      HEALTH PREM      183.34	
	SONNENBURG, ILSE	\$ 183.34
ACH	DYKSTRA, BETTY Reim Monthly Health Prem      HEALTH PREM      183.34	
	DYKSTRA, BETTY	\$ 183.34
ACH	TORRES, ROBERT G	

Check	Payee / Description	Amount
	Reim Monthly Health Prem HEALTH PREM	183.34
	TORRES, ROBERT G \$	183.34
ACH	MUELLER, CAROLYN Reim Monthly Health Prem HEALTH PREM	183.34
	MUELLER, CAROLYN \$	183.34
ACH	GRIFFIN, GEORGE Reim Monthly Health Prem HEALTH PREM	183.34
	GRIFFIN, GEORGE \$	183.34
ACH	CANADA, ANGELA Reim Monthly Health Prem HEALTH PREM	183.34
	CANADA, ANGELA \$	183.34
ACH	CUPERSMITH, LEIZAR Reim Monthly Health Prem HEALTH PREM	183.34
	CUPERSMITH, LEIZAR \$	183.34
ACH	DELGADO-ORAMAS JR, JOSE Reim Monthly Health Prem HEALTH PREM	316.34
	DELGADO-ORAMAS JR, JOSE \$	316.34
ACH	GRANGER, BRANDON Reim Monthly Health Prem HEALTH PREM	158.17
	GRANGER, BRANDON \$	158.17
ACH	GADDY, CHARLES L Reim Monthly Health Prem HEALTH PREM	158.17
	GADDY, CHARLES L \$	158.17
ACH	BAKER, CHRIS Reim Monthly Health Prem HEALTH PREM	25.17
	BAKER, CHRIS \$	25.17
ACH	WEBB, DANNY C Reim Monthly Health Prem HEALTH PREM	133.00
	WEBB, DANNY C \$	133.00
ACH	HUMPHREYS, DEBORAH E Reim Monthly Health Prem HEALTH PREM	158.17
	HUMPHREYS, DEBORAH E \$	158.17
ACH	MOUAT, FREDERICK W Reim Monthly Health Prem HEALTH PREM	158.17
	MOUAT, FREDERICK W \$	158.17



Check	Payee / Description	Amount
ACH	MORGAN, GARTH W Reim Monthly Health Prem	HEALTH PREM 133.00
	MORGAN, GARTH W	\$ 133.00
ACH	ALLINGHAM, JACK Reim Monthly Health Prem	HEALTH PREM 25.17
	ALLINGHAM, JACK	\$ 25.17
ACH	MAZUR, JOHN Reim Monthly Health Prem	HEALTH PREM 491.57
	MAZUR, JOHN	\$ 491.57
ACH	RUDDER, LARRY Reim Monthly Health Prem	HEALTH PREM 25.17
	RUDDER, LARRY	\$ 25.17
ACH	HAMILTON, MARIA Reim Monthly Health Prem	HEALTH PREM 133.00
	HAMILTON, MARIA	\$ 133.00
ACH	PICENO, TONY Reim Monthly Health Prem	HEALTH PREM 183.34
	PICENO, TONY	\$ 183.34
ACH	RAMOS, CAROL Reim Monthly Health Prem	HEALTH PREM 25.17
	RAMOS, CAROL	\$ 25.17
ACH	FISHER, JAY Reim Monthly Health Prem	HEALTH PREM 133.00
	FISHER, JAY	\$ 133.00
ACH	KING, PATRICK Reim Monthly Health Prem	HEALTH PREM 25.17
	KING, PATRICK	\$ 25.17
ACH	HOWARD, ROBERT JAMES Reim Monthly Health Prem	HEALTH PREM 25.17
	HOWARD, ROBERT JAMES	\$ 25.17
ACH	DIETZ, JUDY Reim Monthly Health Prem	HEALTH PREM 133.00
	DIETZ, JUDY	\$ 133.00
ACH	DAVIS, GEORGE Reim Monthly Health Prem	HEALTH PREM 25.17
	DAVIS, GEORGE	\$ 25.17

Check	Payee / Description	Amount
ACH	MONZAVI, TAGHI Reim Monthly Health Prem	HEALTH PREM 25.17
	MONZAVI, TAGHI	\$ 25.17
ACH	PETERSEN, KENNETH Reim Monthly Health Prem	HEALTH PREM 183.34
	PETERSEN, KENNETH	\$ 183.34
ACH	TRAUTERMAN, HELEN Reim Monthly Health Prem	HEALTH PREM 183.34
	TRAUTERMAN, HELEN	\$ 183.34
ACH	TIEGS, KATHLEEN Reim Monthly Health Prem	HEALTH PREM 959.04
	TIEGS, KATHLEEN	\$ 959.04
ACH	DIGGS, GEORGE Reim Monthly Health Prem	HEALTH PREM 499.68
	DIGGS, GEORGE	\$ 499.68
ACH	HAYES, KENNETH Reim Monthly Health Prem	HEALTH PREM 499.68
	HAYES, KENNETH	\$ 499.68
ACH	HUNTON, STEVE Reim Monthly Health Prem	HEALTH PREM 158.17
	HUNTON, STEVE	\$ 158.17
ACH	RODRIGUEZ, LOUIS Reim Monthly Health Prem	HEALTH PREM 158.17
	RODRIGUEZ, LOUIS	\$ 158.17
ACH	VARBEL, VAN Reim Monthly Health Prem	HEALTH PREM 642.70
	VARBEL, VAN	\$ 642.70
ACH	CLIFTON, NEIL Reim Monthly Health Prem	HEALTH PREM 509.70
	CLIFTON, NEIL	\$ 509.70
ACH	DELGADO, FRANCOIS Reim Monthly Health Prem	HEALTH PREM 133.00
	DELGADO, FRANCOIS	\$ 133.00
ACH	WELLMAN, JOHN THOMAS Reim Monthly Health Prem	HEALTH PREM 642.70



Check	Payee / Description	Amount
	WELLMAN, JOHN THOMAS	\$ 642.70
ACH	SPEARS, SUSAN Reim Monthly Health Prem	HEALTH PREM 25.17
	SPEARS, SUSAN	\$ 25.17
ACH	TROXEL, WYATT Reim Monthly Health Prem	HEALTH PREM 183.34
	TROXEL, WYATT	\$ 183.34
ACH	CORLEY, WILLIAM Reim Monthly Health Prem	HEALTH PREM 491.57
	CORLEY, WILLIAM	\$ 491.57
ACH	CALLAHAN, CHARLES Reim Monthly Health Prem	HEALTH PREM 345.53
	CALLAHAN, CHARLES	\$ 345.53
ACH	LESNIAKOWSKI, NORBERT Reim Monthly Health Prem	HEALTH PREM 183.34
	LESNIAKOWSKI, NORBERT	\$ 183.34
ACH	VER STEEG, ALLEN J Reim Monthly Health Prem	HEALTH PREM 478.53
	VER STEEG, ALLEN J	\$ 478.53
ACH	HACKNEY, GARY Reim Monthly Health Prem	HEALTH PREM 479.52
	HACKNEY, GARY	\$ 479.52
ACH	CAREL, LARRY Reim Monthly Health Prem	HEALTH PREM 25.17
	CAREL, LARRY	\$ 25.17
ACH	TOL, HAROLD Reim Monthly Health Prem	HEALTH PREM 183.34
	TOL, HAROLD	\$ 183.34
ACH	BANKSTON, GARY Reim Monthly Health Prem	HEALTH PREM 533.80
	BANKSTON, GARY	\$ 533.80
ACH	ATWATER, RICHARD Reim Monthly Health Prem	HEALTH PREM 133.00
	ATWATER, RICHARD	\$ 133.00
ACH	FIESTA, PATRICIA Reim Monthly Health Prem	HEALTH PREM 491.57

Check	Payee / Description	Amount
	FIESTA, PATRICIA	\$ 491.57
ACH	DIGGS, JANET Reim Monthly Health Prem	HEALTH PREM 632.68
	DIGGS, JANET	\$ 632.68
ACH	CARAZA, TERESA Reim Monthly Health Prem	HEALTH PREM 188.35
	CARAZA, TERESA	\$ 188.35
ACH	ANDERSON, JOHN Reim Monthly Health Prem	HEALTH PREM 499.68
	ANDERSON, JOHN	\$ 499.68
ACH	SANTA CRUZ, JACQUELYN Reim Monthly Health Prem	HEALTH PREM 866.84
	SANTA CRUZ, JACQUELYN	\$ 866.84
ACH	HECK, ROSELYN Reim Monthly Health Prem	HEALTH PREM 25.17
	HECK, ROSELYN	\$ 25.17
ACH	SOPICKI, LEO Reim Monthly Health Prem	HEALTH PREM 316.34
	SOPICKI, LEO	\$ 316.34
ACH	GOSE, ROSEMARY Reim Monthly Health Prem	HEALTH PREM 133.00
	GOSE, ROSEMARY	\$ 133.00
ACH	KEHL, BARRETT Reim Monthly Health Prem	HEALTH PREM 133.00
	KEHL, BARRETT	\$ 133.00
ACH	RITCHIE, JANN Reim Monthly Health Prem	HEALTH PREM 133.00
	RITCHIE, JANN	\$ 133.00
ACH	LONG, ROCKWELL DEE Reim Monthly Health Prem	HEALTH PREM 509.70
	LONG, ROCKWELL DEE	\$ 509.70
ACH	FATTAHI, MIR Reim Monthly Health Prem	HEALTH PREM 133.00
	FATTAHI, MIR	\$ 133.00
ACH	VERGARA, FLORENTINO	

Check	Payee / Description	Amount
	Reim Monthly Health Prem	HEALTH PREM 316.34
	VERGARA, FLORENTINO	\$ 316.34
ACH	ROGERS, SHIRLEY Reim Monthly Health Prem	HEALTH PREM 183.34
	ROGERS, SHIRLEY	\$ 183.34
ACH	WALL, DAVID Reim Monthly Health Prem	HEALTH PREM 321.35
	WALL, DAVID	\$ 321.35
ACH	CHUNG, MICHAEL Reim Monthly Health Prem	HEALTH PREM 158.17
	CHUNG, MICHAEL	\$ 158.17
ACH	ADAMS, PAMELA Reim Monthly Health Prem	HEALTH PREM 183.34
	ADAMS, PAMELA	\$ 183.34
ACH	BLASINGAME, MARY Reim Monthly Health Prem	HEALTH PREM 509.70
	BLASINGAME, MARY	\$ 509.70
ACH	ANDERSON, KENNETH Reim Monthly Health Prem	HEALTH PREM 158.17
	ANDERSON, KENNETH	\$ 158.17
ACH	MOE, JAMES Reim Monthly Health Prem	HEALTH PREM 25.17
	MOE, JAMES	\$ 25.17
ACH	POLACEK, KEVIN Reim Monthly Health Prem	HEALTH PREM 835.51
	POLACEK, KEVIN	\$ 835.51
ACH	ELROD, SONDRRA Reim Monthly Health Prem	HEALTH PREM 321.35
	ELROD, SONDRRA	\$ 321.35
ACH	FRAZIER, JACK Reim Monthly Health Prem	HEALTH PREM 200.40
	FRAZIER, JACK	\$ 200.40
ACH	HOAK, JAMES Reim Monthly Health Prem	HEALTH PREM 133.00
	HOAK, JAMES	\$ 133.00



Check	Payee / Description	Amount
ACH	DEZHAM, PARIVASH Reim Monthly Health Prem	HEALTH PREM 200.40
	DEZHAM, PARIVASH	\$ 200.40
ACH	FOLEY III, DANIEL J. Reim Monthly Health Prem	HEALTH PREM 188.35
	FOLEY III, DANIEL J.	\$ 188.35
ACH	CLEVELAND, JAMES Reim Monthly Health Prem	HEALTH PREM 133.00
	CLEVELAND, JAMES	\$ 133.00
ACH	LANGNER, CAMERON Reim Monthly Health Prem	HEALTH PREM 666.86
	LANGNER, CAMERON	\$ 666.86
ACH	HAMILTON, LEANNE Reim Monthly Health Prem	HEALTH PREM 188.35
	HAMILTON, LEANNE	\$ 188.35
ACH	HOOSHMAND, RAY Reim Monthly Health Prem	HEALTH PREM 133.00
	HOOSHMAND, RAY	\$ 133.00
ACH	SCHLAPKOHL, JACK Reim Monthly Health Prem	HEALTH PREM 133.00
	SCHLAPKOHL, JACK	\$ 133.00
ACH	POOLE, PHILLIP Reim Monthly Health Prem	HEALTH PREM 188.35
	POOLE, PHILLIP	\$ 188.35
ACH	ADAMS, BARBARA Reim Monthly Health Prem	HEALTH PREM 158.17
	ADAMS, BARBARA	\$ 158.17
ACH	RUESCH, GENECE Reim Monthly Health Prem	HEALTH PREM 539.33
	RUESCH, GENECE	\$ 539.33
ACH	VANDERPOOL, LARRY Reim Monthly Health Prem	HEALTH PREM 533.80
	VANDERPOOL, LARRY	\$ 533.80
ACH	AMBROSE, JEFFREY Reim Monthly Health Prem	HEALTH PREM 479.52
	AMBROSE, JEFFREY	\$ 479.52

Check	Payee / Description	Amount
ACH	MERRILL, DIANE Reim Monthly Health Prem	HEALTH PREM 478.53
	MERRILL, DIANE	\$ 478.53
ACH	HOUSER, ROD Reim Monthly Health Prem	HEALTH PREM 636.70
	HOUSER, ROD	\$ 636.70
ACH	RUSSO, VICKI Reim Monthly Health Prem	HEALTH PREM 188.35
	RUSSO, VICKI	\$ 188.35
ACH	HUSS, KERRY Reim Monthly Health Prem	HEALTH PREM 824.05
	HUSS, KERRY	\$ 824.05
ACH	BINGHAM, GREGG Reim Monthly Health Prem	HEALTH PREM 702.51
	BINGHAM, GREGG	\$ 702.51
ACH	CHARLES, DAVID Reim Monthly Health Prem	HEALTH PREM 133.00
	CHARLES, DAVID	\$ 133.00
ACH	YEBOAH, ERNEST Reim Monthly Health Prem	HEALTH PREM 133.00
	YEBOAH, ERNEST	\$ 133.00
ACH	ALVARADO, ROSEMARY Reim Monthly Health Prem	HEALTH PREM 346.52
	ALVARADO, ROSEMARY	\$ 346.52
ACH	BARELA, GEORGE Reim Monthly Health Prem	HEALTH PREM 133.00
	BARELA, GEORGE	\$ 133.00
ACH	FETZER, ROBERT Reim Monthly Health Prem	HEALTH PREM 835.51
	FETZER, ROBERT	\$ 835.51
ACH	SPAETH, ERIC Reim Monthly Health Prem	HEALTH PREM 188.35
	SPAETH, ERIC	\$ 188.35
ACH	DAVIS, MARTHA Reim Monthly Health Prem	HEALTH PREM 188.35



Check	Payee / Description	Amount
	DAVIS, MARTHA	\$ 188.35
ACH	BRULE, CHRISTOPHER Reim Monthly Health Prem	HEALTH PREM 188.35
	BRULE, CHRISTOPHER	\$ 188.35
ACH	ROOS, JAMES Reim Monthly Health Prem	HEALTH PREM 509.70
	ROOS, JAMES	\$ 509.70
ACH	MULLANEY, JOHN Reim Monthly Health Prem	HEALTH PREM 321.35
	MULLANEY, JOHN	\$ 321.35
ACH	VALENZUELA, DANIEL Reim Monthly Health Prem	HEALTH PREM 509.70
	VALENZUELA, DANIEL	\$ 509.70
ACH	PACE, BRIAN Reim Monthly Health Prem	HEALTH PREM 509.70
	PACE, BRIAN	\$ 509.70
ACH	KING, JOSEPH Reim Monthly Health Prem	HEALTH PREM 133.00
	KING, JOSEPH	\$ 133.00
ACH	VILLALOBOS, HECTOR Reim Monthly Health Prem	HEALTH PREM 188.35
	VILLALOBOS, HECTOR	\$ 188.35
ACH	BAXTER, KATHLEEN Reim Monthly Health Prem	HEALTH PREM 321.35
	BAXTER, KATHLEEN	\$ 321.35
ACH	PENMAN, DAVID Reim Monthly Health Prem	HEALTH PREM 509.70
	PENMAN, DAVID	\$ 509.70
ACH	ANGIER, RICHARD Reim Monthly Health Prem	HEALTH PREM 509.70
	ANGIER, RICHARD	\$ 509.70
ACH	MERRILL, DEBORAH Reim Monthly Health Prem	HEALTH PREM 358.57
	MERRILL, DEBORAH	\$ 358.57
ACH	O'DEA, KRISTINE Reim Monthly Health Prem	HEALTH PREM 158.17

Check	Payee / Description	Amount
	O'DEA, KRISTINE	\$ 158.17
ACH	OAKDEN, LISA Reim Monthly Health Prem	HEALTH PREM 866.84
	OAKDEN, LISA	\$ 866.84
ACH	LAUGHLIN, JOHN Reim Monthly Health Prem	HEALTH PREM 133.00
	LAUGHLIN, JOHN	\$ 133.00
ACH	HUGHBANKS, ROGER Reim Monthly Health Prem	HEALTH PREM 188.35
	HUGHBANKS, ROGER	\$ 188.35
ACH	SPENDLOVE, DANNY Reim Monthly Health Prem	HEALTH PREM 158.17
	SPENDLOVE, DANNY	\$ 158.17
ACH	HOULIHAN, JESSE Reim Monthly Health Prem	HEALTH PREM 188.35
	HOULIHAN, JESSE	\$ 188.35
ACH	WARMAN, EVELYN Reim Monthly Health Prem	HEALTH PREM 25.17
	WARMAN, EVELYN	\$ 25.17
ACH	HERNANDEZ, DELIA Reim Monthly Health Prem	HEALTH PREM 200.40
	HERNANDEZ, DELIA	\$ 200.40
ACH	OSBORN, RICHARD Reim Monthly Health Prem	HEALTH PREM 188.35
	OSBORN, RICHARD	\$ 188.35
ACH	AVILA, ARTHUR L Reim Monthly Health Prem	HEALTH PREM 188.35
	AVILA, ARTHUR L	\$ 188.35
ACH	HASCO OIL COMPANY, INC. RP5-Mobil DTE 25-3 Drums	0217442-IN 4,087.96
	HASCO OIL COMPANY, INC.	\$ 4,087.96
ACH	UNIVAR USA INC TP1-12,878 Lbs Sodium Bisulfite	LA626621 2,780.71
	TP1-12,726 Lbs Sodium Bisulfite	LA625647 2,747.90
	TP1-12,878 Lbs Sodium Bisulfite	LA626900 2,803.69
	UNIVAR USA INC	\$ 8,332.30



Check	Payee / Description		Amount
ACH	WAXIE SANITARY SUPPLY		
	Soap	77360965	150.72
	Cups	77351762	1,185.25
	Handwash	77321866	56.51
	Toilet aper, Paper owels, Towels, Dish Soap,	77357765	1,058.95
	Bleach, Toilet Paper, Lysol, Soap, Glass Cle	77312565	782.90
	Cups, Lids	77259079	739.27
	Hand Soap	77363565	75.36
			- - - - -
	WAXIE SANITARY SUPPLY	\$	4,048.96
ACH	ENVIRONMENTAL RESOURCES ASSOC		
	Ceriodaphnia Dubia	861510	358.11
			- - - - -
	ENVIRONMENTAL RESOURCES ASSOC	\$	358.11
ACH	MCMaster-CARR SUPPLY CO		
	8 Plastic Boxes with Compartments	61150315	94.79
			- - - - -
	MCMaster-CARR SUPPLY CO	\$	94.79
ACH	AGRICULTURAL RESOURCES		
	5/18 Wtr Quality Consult	5/18 WTR QLTY	3,500.00
			- - - - -
	AGRICULTURAL RESOURCES	\$	3,500.00
ACH	STRADLING YOCCA CARLSON & RAUT		
	2/2018 Legal Services	338208-0032	9,717.00
			- - - - -
	STRADLING YOCCA CARLSON & RAUT	\$	9,717.00
ACH	INLAND EMPIRE REGIONAL		
	3/18 Biosolids	90021904	304,148.88
			- - - - -
	INLAND EMPIRE REGIONAL	\$	304,148.88
ACH	KVAC ENVIRONMENTAL SERVICES IN		
	RP1SwrCll-Pmp&Trnsprt To RP2 Drying Beds KS1803340-R		21,868.75
			- - - - -
	KVAC ENVIRONMENTAL SERVICES IN	\$	21,868.75
ACH	PEST OPTIONS INC		
	March 2018 GWR Weed Abatement Services	296118	6,034.32
			- - - - -
	PEST OPTIONS INC	\$	6,034.32
ACH	OLIN CORP		
	TP1-4,898 Gals Sodium Hypochlorite	2486894	2,889.82
	CCWRP-3,012 Gals Sodium Hypochlorite	2484333	1,777.08
	TP1-4,874 Gals Sodium Hypochlorite	2486415	2,875.66
	TP1-4,906 Gals Sodium Hypochlorite	2486169	2,894.54
	CCWRP-2,990 Gals Sodium Hypochlorite	2486168	1,764.10
	TP1-4,946 Gals Sodium Hypochlorite	2484995	2,918.14
	TP1-4,922 Gals Sodium Hypochlorite	2485641	2,903.98
	RP5-4,988 Gals Sodium Hypochlorite	2484996	2,942.92
			- - - - -
	OLIN CORP	\$	20,966.24



Check	Payee / Description	Amount
ACH	EVOQUA WATER TECHNOLOGIES LLC 4/1/18-6/30/2018 DI Tank Rental 903497472	104.25
	EVOQUA WATER TECHNOLOGIES LLC \$	104.25
ACH	WEST COAST ADVISORS 4/18 Prof Svcs 11047	9,800.00
	WEST COAST ADVISORS \$	9,800.00
ACH	U S BANK - PAYMENT PLUS	
	107780 SUPERIOR ELECTRIC MOTOR SERVICE I 2200090157	3,046.79
	101706 CALOLYMPIC SAFETY 2200090154	266.77
	100150 HARRINGTON INDUSTRIAL PLASTICS LL 2200089859	801.47
	100951 POLYDYNE INC 2200090014	13,615.29
	100150 HARRINGTON INDUSTRIAL PLASTICS LL 2200090165	851.77
	104896 WESTERN WATER WORKS SUPPLY CO 2200090167	2,402.83
	107443 COMMUNICATIONS USA INC. 2200090168	21,170.47
	101945 FLORENCE FILTER CORP 2200090015	563.90
	100163 J G TUCKER & SON INC 2200089603	464.13
	104896 WESTERN WATER WORKS SUPPLY CO 2200090016	691.17
	105316 PLUMBERS DEPOT INC 2200090017	67,907.94
	107889 ALS ENVIRONMENTAL 2200090021	1,275.00
	107780 SUPERIOR ELECTRIC MOTOR SERVICE I 2200090020	3,091.33
	107522 LINDSAY ENGINEERING, INC. 2200090019	578.01
	107432 PMC ENGINEERING LLC 2200090018	1,011.83
	101706 CALOLYMPIC SAFETY 2200089860	76.78
	104896 WESTERN WATER WORKS SUPPLY CO 2200090155	792.83
	100319 MISSION REPROGRAPHICS 2200090013	149.58
	100150 HARRINGTON INDUSTRIAL PLASTICS LL 2200090012	2,457.10
	107432 PMC ENGINEERING LLC 2200090156	2,735.84
	U S BANK - PAYMENT PLUS \$	123,950.83
ACH	AMAZON BUSINESS	
	Flashlights,Apple Cables,Belt Holsters,C 1R3Q-H4YY-KHT	475.30
	25 No Trespassing Signs 1VDP-7DWD-646	920.21
	MICR Toner Cartridge 1JV7-YNR4-74V	193.05
	AMAZON BUSINESS \$	1,588.56
ACH	AMERICAN OFFICE PROFESSIONALS	
	Image Transfer Kit, Labor 1605	740.40
	4 Toner Cartridges 1606	436.78
	AMERICAN OFFICE PROFESSIONALS \$	1,177.18
ACH	IEUA EMPLOYEES' ASSOCIATION	
	P/R 9 4/27 Employee Ded HR 0068200	207.00
	IEUA EMPLOYEES' ASSOCIATION \$	207.00
ACH	IEUA SUPERVISORS UNION ASSOCIA	
	P/R 9 4/27 Employee Ded HR 0068200	352.50
	IEUA SUPERVISORS UNION ASSOCIAS \$	352.50
ACH	IEUA GENERAL EMPLOYEES ASSOCIA	
	P/R 9 4/27 Employee Ded HR 0068200	1,106.60

Check	Payee / Description	Amount
	HR      0068100	12.50
	IEUA GENERAL EMPLOYEES ASSOCIAS	1,119.10
ACH	PREFERRED BENEFIT INSURANCE 4/18 Agency Dental Plan      EIA24089	16,594.90
	PREFERRED BENEFIT INSURANCE      \$	16,594.90
ACH	IEUA PROFESSIONAL EMPLOYEES AS P/R 9 4/27 Employee Ded      HR      0068200	480.00
	IEUA PROFESSIONAL EMPLOYEES ASS	480.00
ACH	DISCOVERY BENEFITS INC P/R 9 4/27 Cafeteria Plan      HR      0068200	3,519.99
	DISCOVERY BENEFITS INC      \$	3,519.99
ACH	ELIE, STEVE Elie, S-ExpRpt-4/17-4/19/18 National Wtr 4/17/18 NTNL	1,441.12
	ELIE, STEVE      \$	1,441.12

Grand Total Payment Amount: \$      2,628,150.89

# Attachment 2D

Vendor Wires  
(excludes Payroll)



Check	Payee / Description		Amount
	INTERNAL REVENUE SERVICE	\$	377,415.68
Wire	STATE DISBURSEMENT UNIT		
		HR 0068200	198.00
	P/R 9 4/27	HR 0068200	1,145.06
	STATE DISBURSEMENT UNIT	\$	1,343.06
Wire	PUBLIC EMPLOYEE'S RETIREMENT S		
	P/R 9 4/27 Deferred Comp Ded	HR 0068200	24,095.46
		HR 0068100	100.00
	PUBLIC EMPLOYEE'S RETIREMENT S\$		24,195.46
Wire	EMPLOYMENT DEVELOPMENT DEPARTM		
		HR 0068200	11,426.14
		HR 0068200	51,048.71
		HR 0068100	30.67
		HR 0068100	9.91
	EMPLOYMENT DEVELOPMENT DEPARTM\$		62,515.43
Wire	INTERNAL REVENUE SERVICE		
		HR 0068100	490.61
		HR 0068200	290,818.42
	INTERNAL REVENUE SERVICE	\$	291,309.03
Wire	PUBLIC EMPLOYEES RETIREMENT SY		
	P/R 8 4/13 PERS Adj	P/R 8 4/13 AD	17.26-
	P/R 8 4/13 PERS	HR 0066800	167,006.76
	PUBLIC EMPLOYEES RETIREMENT SY\$		166,989.50
Wire	METROPOLITAN WATER DISTRICT		
	February 2018 Water Purchase	9289	2,869,795.72
	METROPOLITAN WATER DISTRICT	\$	2,869,795.72

Grand Total Payment Amount: \$ 4,681,604.71

# Attachment 2E

## Payroll-Net Pay-Directors

# INLAND EMPIRE UTILITIES AGENCY

## Ratification of Board of Directors

Payroll for April 13 ,2018  
Presented at Board Meeting on June 20, 2018

DIRECTOR NAME	GROSS PAYROLL	NET PAYROLL
Jasmin Hall	\$3,167.03	\$1,995.49
Katherine Parker	\$3,700.68	\$1,872.39
Michael Camacho	\$4,328.85	\$1,579.67
Steven J. Elie	\$3,914.53	\$1,189.49
Paul Hofer	\$0.00	\$0.00
<b>TOTALS</b>	<b>\$15,111.09</b>	<b>\$6,637.04</b>

	Count	Amount
TOTAL EFTS PROCESSED	3	\$5,057.37
TOTAL CHECKS PROCESSED	1	\$1,579.67
CHECK NUMBERS USED	110242 - 110242	







**IEUA DIRECTOR PAYSHEET**

MICHAEL CAMACHO  
 EMPLOYEE NO. 1140  
 ACCOUNT NO. 10200 110100 100000 501010

**MARCH 2018**

DATE	TYPE OF MEETING	ATTENDANCE	TOTAL COMPENSATION
03-07-18	IEUA Board of Directors Workshop	Yes	\$247.50
03-08-18	Southern Coalition/Inland Caucus	Yes (same day)	\$-0-
03-09-18	Meeting w/Director Hofer re: Agency Business	Yes (staff)	\$-0-
03-14-18	Engineering, Ops. & Water Resources Committee meeting	Yes	\$247.50
03-21-18	IEUA Board Meeting	Yes	\$247.50
03-29-18	Meeting w/O.Gonzalez, CVWD re: Agency business	Yes	\$247.50
<b>TOTAL REIMBURSEMENT</b>			\$990.00
Up to 10 days of service per month per Ordinance No. 105, including MWD meetings at \$247.50 (eff. 07/01/17). IEUA pays both primary and alternate for attendance.			
Total No. of Meetings Attended			6
Total No. of Meetings Paid			4

DIRECTOR SIGNATURE

*Paul Woodruff*  
*Michael Camacho*

Approved by:

*for* *Steven J. Elie*  
 Steven J. Elie  
 President, Board of Directors

**DIRECTOR PAYSHEET FOR IEUA REPRESENTATIVE  
ON REGIONAL POLICY COMMITTEE (ALTERNATE)**

MICHAEL CAMACHO  
EMPLOYEE NO. 1140  
ACCOUNT NO. 10900 110100 500000 501215

**MARCH 2018**

DATE	TYPE OF MEETING	ATTENDANCE	TOTAL COMPENSATION
03-01-18	Jt. Regional Policy and Technical Committee Meeting.	No (Cancelled)	\$-0-
<b>TOTAL REIMBURSEMENT</b> (Up to 10 days of service per month per Ordinance No. 105, including MWD meetings at \$247.50 (eff. 07/01/17.) IEUA pays Regional Policy Committee members (total amount of \$247.50, should reflect on timesheet))			\$-0-
Total No. of Meetings Attended			0
Total No. of Meetings Paid			0

**DIRECTOR  
SIGNATURE**

*April Woodhoff*  
*for Director Camacho*

**Approved by:**

*S. J. Elie*  
\_\_\_\_\_  
Steven J. Elie  
President, Board of Directors

**IEUA DIRECTOR PAYSHEET**

STEVEN J. ELIE  
 EMPLOYEE NO. 1175  
 ACCOUNT NO. 10200 110100 100000 501010

**MARCH 2018**

DATE	TYPE OF MEETING	ATTENDANCE	TOTAL COMPENSATION
03-06-18	WaterNow Alliance Steering Committee Telecon	Yes	\$247.50
03-08-18	2018 Salute to Public Safety	Yes	\$247.50
03-12-18	Audit Committee	Yes	\$247.50
03-13-18	2018 San Bernardino State of the County	Yes	\$247.50
03-19-18	Board Package Review Meeting	Yes (same day)	\$-0-
03-19-18	IEUA hosted ASBCSD Membership meeting	Yes	\$247.50
03-19-18	SCWC Leg. Committee telecon meeting	Yes (same day)	\$-0-
03-20-18	WaterNow Alliance Steering Committee Telecon	Yes	\$247.50
03-21-18	IEUA Board meeting	Yes	\$247.50
03-28-18	Telecon Meeting w/GM Halla and staff	Yes (staff)	\$-0-
03-28-18	Ontario State of the City Address	Yes	\$247.50
<b>TOTAL REIMBURSEMENT</b>			<b>\$1,980.00</b>
Up to 10 days of service per month per Ordinance No. 105, including MWD meetings at \$247.50 (eff. 07/01/17). IEUA pays both primary and alternate for attendance.			
Total No. of Meetings Attended			11
Total No. of Meetings Paid			8

DIRECTOR  
SIGNATURE

*Upul Wadip for President Elie*

Approved by:

*Jasmin Hall*  
 Jasmin Hall  
 Secretary/Treasurer


DIRECTOR PAYSHEET FOR IEUA  
ON WATERMASTER BOARD

STEVEN J. ELIE  
EMPLOYEE NO. 1175  
ACCOUNT NO. 10200 110100 100000 501010

**MARCH 2018**

DATE	TYPE OF MEETING	ATTENDANCE	TOTAL COMPENSATION
03-22-18	CBWM Board Meeting	Yes*	\$-0-
<b>TOTAL REIMBURSEMENT</b>			\$-0-
Up to 10 days of service per month per Ordinance No. 105, including MWD meetings at \$247.50 (eff. 07/01/17). IEUA pays both primary and alternate for attendance. (i.e., \$122.50 – difference between Watermaster \$125.00 and Agency meetings \$247.50 (eff. 7/01/17). Chino Basin Watermaster does not compensate an alternate Director unless the alternate Director is attending on behalf of an absent primary Director. In accordance to Ordinance No. 98, Section 1, (i) Attendance at any meeting provided for under Sections 1.b, c, e, and f, shall also include payment to both the primary representative and the alternate representative to said body if they both attend said meeting. <u>Record full amount on timesheet for attendance by alternates</u>			
Total No. of Watermaster Meetings Attended			1
Total No. of Watermaster Meetings Paid			0

\*Decline IEUA portion

DIRECTOR SIGNATURE 

Approved by:   
Jasmin Hall  
Secretary/Treasurer



**DIRECTOR PAYSHEET FOR IEUA REPRESENTATIVE  
ON CHINO DESALTER AUTHORITY (ALTERNATE)**

STEVEN J. ELIE  
EMPLOYEE NO. 1175  
ACCOUNT NO. 10200 110100 100000 501010

**MARCH 2018**

DATE	TYPE OF MEETING	ATTENDANCE	TOTAL COMPENSATION
03-01-18	CDA Board Meeting	No	\$-0-
<b>TOTAL REIMBURSEMENT</b>			\$-0-
Up to 10 days of service per month per Ordinance No. 105 (i.e., \$97.50 – difference between CDA (\$150.00 and Agency meetings \$247.50 (eff. 7/01/17), including MWD meetings. CDA pays directly to IEUA. Record full amount on timesheet.			
Total No. of CDA Meetings Attended			0
Total No. of CDA Meetings Paid			0

DIRECTOR SIGNATURE *April Woodruff*  
*for President Elie*

Approved by: *JH*  
Jasmin Hall  
Secretary/Treasurer

**IEUA DIRECTOR PAYSHEET**


JASMIN A. HALL  
 EMPLOYEE NO. 1256  
 ACCOUNT NO. 10200 110100 100000 501010

**MARCH 2018**

**(Page 1 of 2)**

<b>DATE</b>	<b>TYPE OF MEETING</b>	<b>ATTENDANCE</b>	<b>TOTAL COMPENSATION</b>
3-03-18	City of Rialto State of the Women Event	Yes	\$247.50
03-06-18	Bloomington – Municipal Advisory Council	Yes	\$247.50
03-07-18	IEUA Board Meeting	Yes	\$247.50
03-07-18	Meeting with GM Hall to discuss Agency business	Yes (staff)	\$-0-
03-10-18	West Valley Water District Landscape Workshop	Yes	\$247.50
03-13-18	Citrus Elem. Discovery Field Trip	Yes (same day)	\$-0-
03-13-18	San Bernardino State of the County Address	Yes (same day)	\$-0-
03-13-18	Fontana City Council Meeting	Yes	\$247.50
03-14-18	IEUA Finance Committee Mtg.	Yes	\$247.50
03-15-18	CASA Air, Climate, Change Workgroup Meeting	Yes	\$247.50
03-15-18	CASA DC Congressional Visit Debrief Telecon	Yes (same day)	\$-0-
03-19-18	CASA BOD Conference Call	Yes (same day)	\$-0-
03-19-18	IEUA hosted ASBCSD Membership meeting	Yes	\$247.50
03-21-18	IEUA Board Meeting	Yes	\$247.50
03-21-18	AABE Month Chapter telecon	Yes (same day)	\$-0-
03-22-18	California Water Policy Conference 27	Yes	\$-0-
<b>TOTAL REIMBURSEMENT</b> Up to 10 days of service per month per Ordinance No. 105, including MWD meetings at \$247.50 (eff. 07/01/17). IEUA pays both primary and alternate for attendance.			See Page 2
Total No. of Meetings Attended			See Page 2
Total No. of Meetings Paid			See Page 2

DIRECTOR  
SIGNATURE



Approved by:

 Steven J. Elie, President, Board of Directors

**IEUA DIRECTOR PAYSHEET**

JASMIN A. HALL  
 EMPLOYEE NO. 1256  
 ACCOUNT NO. 10200 110100 100000 501010

**MARCH 2018**

**(Page 2 of 2)**

DATE	TYPE OF MEETING	ATTENDANCE	TOTAL COMPENSATION
03-23-18	California Water Policy Conference 27	Yes (10 mtg. max.)	\$-0-
03-25-18	WaterReuse California Annual Conference	Yes (10 mtg. max.)	\$-0-
03-26-18	WaterReuse California Annual Conference	Yes (10 mtg. max.)	\$-0-
03-27-18	WaterReuse California Annual Conference	Yes (10 mtg. max.)	\$-0-
03-29-18	State of the Region Address – Inland Empire Economic Forecast	Yes (10 mtg. max.)	\$-0-
<b>TOTAL REIMBURSEMENT</b>			\$2,227.50
Up to 10 days of service per month per Ordinance No. 105, including MWD meetings at \$247.50 (eff. 07/01/17). IEUA pays both primary and alternate for attendance.			
Total No. of Meetings Attended			21
Total No. of Meetings Paid			9

DIRECTOR  
SIGNATURE

*Spill Woody*  
*J. Director Hall*

Approved by:

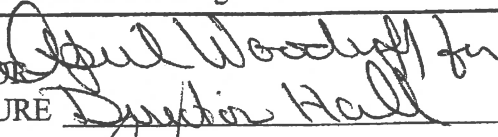
*St* \_\_\_\_\_  
 Steven J. Elie, President, Board of Directors


**DIRECTOR PAYSHEET FOR IEUA REPRESENTATIVE  
ON CHINO DESALTER AUTHORITY**

JASMIN A. HALL  
 EMPLOYEE NO. 1256  
 ACCOUNT NO. 10200 110100 100000 501010

**MARCH 2018**

DATE	TYPE OF MEETING	ATTENDANCE	TOTAL COMPENSATION
03-01-18	Special CDA Board Meeting	Yes	\$247.50
<b>TOTAL REIMBURSEMENT</b>			<b>\$247.50</b>
Up to 10 days of service per month per Ordinance No. 105, including MWD meetings at \$247.50 (eff. 7/01/17). Chino Desalter Authority will pay \$150.00 per meeting directly to the Agency. Record full amount on timesheet. CDA pays both primary and alternate for attendance			
Total No. of CDA Meetings Attended			1
Total No. of CDA Meetings Paid			1

DIRECTOR SIGNATURE 

Approved by:   
 Steven J. Elie  
 President, Board of Directors



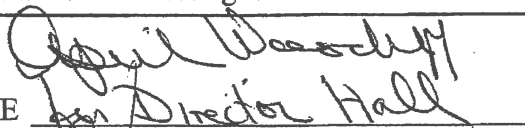
DIRECTOR PAYSHEET FOR IEUA  
ON SAWPA COMMISSION

JASMIN A. HALL  
EMPLOYEE NO. 1256  
ACCOUNT NO. 10500 110100 165000 501010

**MARCH 2018**

DATE	TYPE OF MEETING	ATTENDANCE	TOTAL COMPENSATION
03-06-18	SAWPA Commission Workshop	Yes (same day)	\$-0-
03-20-18	SAWPA Reg. Commission Meeting	Yes (same day)	\$-0-
<b>TOTAL REIMBURSEMENT</b>			\$-0-
Up to 10 days of service per month per Ordinance No. 105 ), i.e., \$47.50 – difference between SAWPA (\$200.00 (eff. 5/01/17) and Agency meetings \$247.50 (eff. 7/01/17), including MWD meetings. SAWPA pays both primary and alternate for attendance, including mileage.			
Total No. of SAWPA Meetings Attended			2
Total No. of SAWPA Meetings Paid			0

DIRECTOR  
SIGNATURE



Approved by:

  
Steven J. Elie  
President, Board of Directors


**IEUA DIRECTOR PAYSHEET**

PAUL HOFER  
 EMPLOYEE NO. 1349  
 ACCOUNT NO. 10200 110100 100000 501010

**MARCH 2018**

DATE	TYPE OF MEETING	ATTENDANCE	TOTAL COMPENSATION
03-07-18	IEUA Board Workshop	Yes	\$-0-
03-14-18	IEUA Finance Committec	Yes	\$-0-
03-21-18	IEUA Board Meeting	Yes	\$-0-
<b>TOTAL REIMBURSEMENT</b> Up to 10 days of service per month per Ordinance No. 105, including MWD meetings at \$247.50 (eff. 07/01/17). IEUA pays both primary and alternate for attendance.			\$-0-
Total No. of Meetings Attended			43*
Total No. of Meetings Paid			0

DIRECTOR  
SIGNATURE



Approved by:

  
 Steven J. Elie  
 President, Board of Directors


Director Hofer has waived all stipend payments.


## IEUA DIRECTOR PAYSHEET

KATI PARKER  
 EMPLOYEE NO. 1362  
 ACCOUNT NO. 10200 1100100 100000 501010

**MARCH 2018**

DATE	TYPE OF MEETING	ATTENDANCE	TOTAL COMPENSATION
03-05-18	CBWCD Vision Workshop	Yes	\$247.50
03-07-18	Conservation Budget Review Meeting w/staff (CV)	Yes (staff)	\$-0-
03-09-18	Water Conservation & Water Efficiency Meeting w/MVWD	Yes	\$247.50
03-07-13	IEUA Board Workshop	Yes	\$247.50
03-12-18	IEUA Audit Committee Meeting	Yes	\$247.50
03-14-18	IEUA Engineering, Operations & Water Resources Committee	Yes	\$247.50
03-19-18	IEUA hosted ASBCSD Membership Meeting	Yes	\$247.50
03-21-18	IEUA Board Meeting	Yes	\$247.50
03-29-18	Cal Recycle Compost IERCF Tour	Yes	\$247.50
<b>TOTAL REIMBURSEMENT</b>			\$1,980.00
Up to 10 days of service per month per Ordinance No. 105, including MWD meetings at \$247.50 (eff. 07/01/17). IEUA pays both primary and alternate for attendance.			
Total No. of Meetings Attended			9
Total No. of Meetings Paid			8

DIRECTOR SIGNATURE 

Approved by:   
 for Steven J. Elie  
 President, Board of Directors

**DIRECTOR PAYSHEET FOR IEUA REPRESENTATIVE  
ON REGIONAL POLICY COMMITTEE**

KATI PARKER  
EMPLOYEE NO. 1362  
ACCOUNT NO. 10900 110100 500000 501215

**MARCH 2018**

DATE	TYPE OF MEETING	ATTENDANCE	TOTAL COMPENSATION
03-01-18	Policy Committee Meeting	No (Cancelled)	\$-0-
<b>TOTAL REIMBURSEMENT</b> (Up to 10 days of service per month per Ordinance No. 105, including MWD meetings at \$247.50 (eff. 07/01/17.) IEUA pays Regional Policy Committee members (total amount of \$247.50, should reflect on timesheet))			\$-0-
Total No. of Meetings Attended			0
Total No. of Meetings Paid			\$-0-

**DIRECTOR  
SIGNATURE**

*April Woodard for  
Kati Parker*

**Approved by:**

*fo- [Signature]*  
Steven J. Elie  
President, Board of Directors

DIRECTOR PAYSHEET FOR IEUA  
ON SAWPA COMMISSION (ALTERNATE)

KATI PARKER  
EMPLOYEE NO. 1362  
ACCOUNT NO. 10500 110100 165000 501010

**MARCH 2018**

DATE	TYPE OF MEETING	ATTENDANCE	TOTAL COMPENSATION
03-20-18	SAWPA Regular Commission Meeting	Yes	\$47.50
<b>TOTAL REIMBURSEMENT</b>			\$47.50
Up to 10 days of service per month per Ordinance No. 105 (i.e., \$47.50 – difference between SAWPA (\$200.00 (eff. 5/01/17) and Agency meetings \$247.50 (eff. 7/01/17), including MWD meetings. SAWPA pays both primary and alternate for attendance, including mileage.			
Total No. of SAWPA Meetings Attended			0
Total No. of SAWPA Meetings Paid			0

DIRECTOR  
SIGNATURE

*Paul Woodruff for  
Kati Parker*

Approved by:

*Steven J. Elie*  
Steven J. Elie  
President, Board of Directors



# Attachment 2F

## Payroll-Net Pay-Employees

Non-Board Members	PP 8 Checks	PP 8 EFTs	PP 9 Checks	PP 9 EFTs	April
NET PAY TO EE	\$253,428.48	\$728,962.94	\$2,583.23	\$723,453.38	\$1,708,428.03

# INLAND EMPIRE UTILITIES AGENCY

Payroll for April 13, 2018

Presented at Board Meeting on June 20, 2018

GROSS PAYROLL COSTS			\$1,621,266.05
DEDUCTIONS			(\$638,874.63)
NET PAYROLL			982,391.42
<b>NET PAYROLL BREAKDOWN</b>	<b>CHECKS</b>	<b>EFT</b>	<b>TOTAL</b>
CHECKS USED	110159-110241		
TRANSACTION PROCESSED	83	358	441
AMOUNT	\$253,428.48	\$728,962.94	<u>\$982,391.42</u>

# INLAND EMPIRE UTILITIES AGENCY

PAYROLL FOR APRIL 27, 2018

PRESENTED AT BOARD MEETING ON JUNE 20, 2018

GROSS PAYROLL COSTS			\$1,286,931.72
DEDUCTIONS			(\$560,895.11)
NET PAYROLL			\$726,036.61 <u>          </u>
<b>NET PAYROLL BREAKDOWN</b>	<b>CHECKS</b>	<b>EFT</b>	<b>TOTAL</b>
CHECKS USED	110243 - 110243		
TRANSACTION PROCESSED	1	356	357
AMOUNT	\$2,583.23	\$723,453.38	\$726,036.61 <u>          </u>

**ACTION  
ITEM  
2A**



**Date:** June 20, 2018

**To:** The Honorable Board of Directors

**From:** Halla Razak, General Manager

**Committee:** Finance & Administration

06/13/18

**Executive Contact:** Christina Valencia, Executive Manager of Finance & Administration/AGM

**Subject:** Fiscal Year 2018/19 Proposed Budget Amendment and Rate Resolutions

**Executive Summary:**

On June 21, 2017 the Board of Directors approved the Agency's second Biennial Budget for fiscal years (FYs) 2017/18 and 2018/19, and Ten Year Capital Improvement Plan (TYCIP) for FYs 2018-2027. As part of the biennial budget cycle, a review of the second budget year is done at the end of the first year to determine whether any adjustments are needed to meet changes in underlying assumptions. The proposed amendments for the Regional Wastewater, Recycled Water, and Recharge Water programs and the TYCIP were reviewed by the Regional Committees and unanimously recommended for approval. The TYCIP was approved by the Board on May 16, 2018.

The proposed amendment for the FY 2018/19 adopted budget is a net increase of \$24.8 million, primarily due to higher projected proceeds of State Revolving Fund (SRF) loans and grants supporting recycled water capital projects. The proposed Rate Resolutions 2018-6-1 through 2018-6-8 include adjustments to various charges and fees, including Extra-Territorial Wastewater Monthly fee, Laboratory, Equipment Lease, and Non-Reclaimable pass-through charges. No changes to the adopted multi-year rates for the Regional Wastewater, Recycled Water, and Water Resources programs.

**Staff's Recommendation:**

1. Hold a public hearing to receive public comments on the proposed budget amendment at the June 20, Board meeting;
2. Approve the amendments to the FY 2018/19 Adopted Budget;
3. Approve the inter-fund loan repayment of \$3 million from the Recycled Water fund to the Non-Reclaimable Wastewater in FY 2018/19; and
4. Adopt Rate Resolutions No. 2018-6-1 through 2018-6-8.

**Budget Impact** *Budgeted* (Y/N): N *Amendment* (Y/N): Y *Amount for Requested Approval:*

*Account/Project Name:*

**Fiscal Impact** *(explain if not budgeted):*

The proposed net increase of \$24.8 million to the FY 2018/19 Adopted Budget will increase total Agency fund reserves

---

**Prior Board Action:**

On June 21, 2017, the Board of Directors approved the Agency's biennial budget for FYs 2017/18 and 2018/19.

---

**Environmental Determination:**

Not Applicable

---

**Business Goal:**

The proposed amendment to the FY 2018/19 Adopted Budget for the Agency's programs is consistent with the IEUA Business Goals of Fiscal Responsibility, Water Reliability, Wastewater Management, Environmental Stewardship, and Business Practices to optimize investment earnings.

---

**Attachments:**

Attachment 1 - Background

Attachment 2 - Sources and Uses of Funds by Program Fund Report

Attachment 3 - Powerpoint

Attachment 4 - Resolution Nos. 2018-6-1 through 2018-6-4, Non-Reclaimable Wastewater Service Rates

Attachment 5 - Resolution No. 2018-6-5, Laboratory Rates

Attachment 6 - Resolution No. 2018-6-6, Extra-Territorial Sewer Charges

Attachment 7 - Resolution No. 2018-6-7, Imported Water Rates

Attachment 8 - Resolution No. 2018-6-8, Equipment Rental Fees

# Background

**Subject: FY 2018/19 Proposed Budget Amendment & Rate Resolutions**

On June 21, 2017, the Board of Directors approved the Agency’s second Biennial Budget for fiscal years (FYs) 2017/18 and 2018/19, and Ten-Year Capital Improvement Plan (TYCIP) for FYs 2018-2027. As part of the biennial budget cycle, a review of the second budget year is done at the end of the first year to determine whether any adjustments are needed to meet changes in certain assumptions or conditions. The proposed amendments for the Regional Wastewater, Recycled Water, and Recharge Water programs and the TYCIP for the FYs 2019 - 2028 were reviewed by the Regional Committees and unanimously recommended for approval. The TYCIP was approved by the Board of Directors on May 16, 2018. Summarized below are the proposed amendments recommended for FY 2018/19 for all Agency’s programs.

## TOTAL USES OF FUNDS

The proposed increase of \$10.4 million in total Uses of Funds is primarily due to projected increase of imported water purchase from the Metropolitan Water District of Southern California (MWD). The table below provides a summary of proposed amendments by major category.

**Table 1: FY 2018/19 Proposed Amendments to Total Uses of Funds (\$Millions)**

Uses of Funds	Adopted Budget	Proposed Amendments	Amended Budget
Operations & Administration	\$150.9	\$5.9	\$156.8
Capital Projects	78.4	1.4	79.8
Debt Service	22.2	3.1	25.3
<b>Total</b>	<b>\$251.5</b>	<b>\$10.4</b>	<b>\$261.9</b>

**Operations & Administration:** The projected increase of 10,000 acre-feet of imported water purchase from the Metropolitan Water District of Southern California (MWD) in the Water Resources fund, and a proposed increase of operating fees in the Non-Reclaimable Wastewater fund due to projected higher wastewater strength compositions.

**Capital Projects:** The proposed increase is primarily due to the acceleration of the Philadelphia Life Station Force Main Improvement project in the Non-Reclaimable Wastewater (NRW) system and other minor adjustments to Agency-wide capital projects budgeted in the Administrative Services fund.

**Debt Service:** The increase is associated with the acceleration of inter-fund loan repayment to the Non-Reclaimable Wastewater (NRW) from the Recycled Water program. The advance repayment will support capital improvements to the NRW Philadelphia Lift Station Force Main.

## SOURCES OF FUNDS

The proposed increase to total Sources of Funds of \$35.2 million includes a projected increase in both wastewater and water connection fees, State grants and loans for Regional Wastewater and Recycled Water capital projects, and inter-fund loan repayment of \$3 million to the Non-Reclaimable Wastewater (NRW) from the Recycled Water program. The proposed amendments for sources of funds by major category is shown in Table 2:

**Table 2: FY 2018/19 Proposed Amendment to Total Sources of Funds (\$Millions)**

Sources of Funds	Adopted Budget	Proposed Amendments	Amended Budget
User Charge	\$82.9	\$1.3	\$84.2
Connection Fees	24.3	8.6	32.9
Recycled Water Sales	18.2	0.0	18.2
Water Sales	36.0	7.0	43.0
State Loans	19.3	9.3	28.6
Grants	8.2	6.6	14.8
Property Tax	47.4	0.5	47.9
Other*	12.2	1.9	14.1
<b>Total</b>	<b>\$248.5</b>	<b>\$35.2</b>	<b>\$283.7</b>

\*Other Sources include contract reimbursements, JPA reimbursements, inter-fund loan repayment and interest earnings.

**User Charges:** The proposed increase of \$1.3 million is primarily due to projected higher passthrough strength and imbalance charges in the NRW north system from Sanitation District of Los Angeles County.

**Connection Fees:** New wastewater connections increase 1,000 equivalent dwelling units (EDUs) and water connections increase 1,200-meter equivalent units (MEUs) to align with current pace of construction activity anticipated to continue in FY 2018/19. However, should the economy slowdown or take a downturn as some economists forecast, this will significantly reduce collection of future connections fees which are a primary source of funding for the Agency's capital improvement plan.

**MWD Imported Water Sales:** Projected increase of pass through water deliveries of \$7.0 million, increasing from 50,000 acre feet (AF) to 60,000 AF.

**State Loans and Grants:** Increases are the result of Agency efforts in securing State Revolving Fund (SRF) loans to support capital projects for the Recycled Water and Regional Wastewater programs planned for FY 2018/19. Due to uncertainty in the availability of future SRF loan funding, a key assumption in the adopted FY 2018/19 budget was primarily pay-go funding of



planned capital projects. The decrease of capital reimbursements in the Groundwater Recharge program is due to changes in the execution timeline of the RMPU.

### **FY 2018/19 Rate Resolutions**

The Agency establishes the following service rates for FY 2018/19 to support various types of services for different programs and for other local governmental agencies who may require the Agency's staff support or use of Agency's equipment. The highlights of the FY 2018/19 proposed resolutions are provided in the section below, and the respective resolution documents are presented in Attachment 4 through Attachment 8.

**Table 5: Proposed FY 2018/19 Rate Resolutions**

<b>Resolution No.</b>	<b>Description</b>
2018-6-1	Service Rates and Excessive Strength Charges for Regional or Industrial Wastewater Discharge
2018-6-2	Service Rates on Capacity, Volumetric, Strength, Capital Improvement, and Application Fees for the Etiwanda Wastewater Line (EWL)
2018-6-3	Service Rates on Capacity, Volumetric, Strength, and Application Fees for the Non-Reclaimable Wastewater System (NRWS)
2018-6-4	Service Rates on Capacity, Volumetric, Strength, Capital Improvement, and Application Fees for the Inland Empire Brine Line (IEBL)
2018-6-5	Laboratory Rates
2018-6-6	Extra-Territorial Sewer Charges
2018-6-7	Imported Water Rates
2018-6-8	Equipment Rental Fees

#### **Resolution No. 2018-6-1, Service Rates for Wastewater Discharges to the Regional Wastewater System for Septage, Commercial or Industrial Wastewater, and Excessive Strength Charges**

This resolution establishes service rates for processing and issuing permits to domestic, commercial, or industrial wastewater dischargers and wastewater haulers permitted by IEUA, service rates for processing and treatment of sanitary, commercial or industrial wastewater deliveries to the Inland Empire Utilities Agency (Agency)'s Regional Wastewater System; and service rates for application fees for processing and issuing of wastewater discharge permits to industrial wastewater generators who discharge directly through pipeline connections to the Regional Sewer System.

#### **Resolution No. 2018-6-2, Capacity Charges, Volumetric Charges, Strength Charges, Capital Improvement Project (CIP) Charges, IEUA Administrative Charges, and Application and Wastewater Discharge Permit Application Fees for the Etiwanda Wastewater Line (EWL)**

This resolution establishes a rate structure for the collection of costs associated for the sewerage service for the EWL under the Etiwanda Wastewater Line Disposal Agreement entered between County Sanitation Districts of Los Angeles County (CSDLAC) and Inland Empire Utilities Agency (Agency)

---

**Resolution No. 2018-6-3, Capacity Charges, Volumetric Charges, Strength Charges, Agency Program Charges and Application Fees for the Non-Reclaimable Wastewater System (NRWS)**

This resolution establishes a rate structure for the collection of costs associated for the sewerage service for the NRW north system under the NRWS *Wastewater Disposal Agreement No. 4830* entered between County Sanitation Districts of Los Angeles County (CSDLAC) and Inland Empire Utilities Agency (Agency)

**Resolution No. 2018-6-4, Capacity Charges, Volumetric Charges, Strength Charges, Capital Improvement Project (CIP) Charges, IEUA Administrative Charges, and Application and Wastewater Discharge Permit Application Fees for the Inland Empire Brine Line**

This resolution establishes initial and monthly capacity charges, volumetric flow charges, CIP charges, trucked wastewater delivery charges and excessive strength charges, application fees for processing applications for Capacity Right Agreements and Wastewater Discharge Permits for the use of the Inland Empire Utilities Agency (Agency)'s Brine Line, NRW south system.

**Resolution No. 2018-6-5, Laboratory Rates**

This resolution establishes rates on a variety of laboratory analyses for local governmental agencies who enter into agreement with the Agency for laboratory analysis services. The rates support the laboratory staff time and supplies associated with laboratory analyses. The FY 2018/19 laboratory rates remain consistent with prior year rates.

**Resolution No. 2018-6-6, Extra-Territorial Sewer Charges**

This resolution establishes an extra-territorial (ET) monthly sewer service charge for system users located within our contracting agencies boundaries but outside the Inland Empire Utilities Agency service area. This monthly ET charge is in addition to the adopted Regional Sewer service rate. The FY 2018/19 ET monthly sewer service rate is determined based on the Agency-wide assessed valuation for FY 2017/18 as reported by the San Bernardino County Auditors Property Tax Division and the estimated number of billable equivalent dwelling units (EDU) projected in the Agency's FY 2017/18 Regional Wastewater Operations and Maintenance fund budget. The FY 2018/19 monthly ET rate is set at \$15.70 per EDU, in addition to the adopted monthly EDU rate of \$19.59.

**Resolution No. 2018-6-7, Imported Water Rates**

This resolution establishes rates for delivery of imported water supplies; and the rates are based on the approved and adopted rates by the Metropolitan Water District of Southern California (MWD) Board on April 10, 2018. The rates of sales of imported water are direct pass-through charged by Metropolitan for each class of water (Tier 1 and Tier 2) to the IEUA member agencies.

**Resolution No. 2018-6-8, Equipment Rental Fees**

This resolution provides rental equipment rates for local governmental agencies that may occasionally require the use of Agency equipment. The rates cover the Agency's labor cost, materials and supplies, and fuel costs. The cost for rental equipment in FY 2018/19 increases slightly to allow for increased fuel costs.

**Conclusion**

The proposed increase in total Uses of Funds of \$10.4 million and the proposed increase of \$35.2 million in total Sources of Funds is projected to increase total Agency fund reserve by a net of \$24.8 million for FY 2018/19. Fund reserve support the Agency's operations, debt obligations, Ten-Year Capital Improvement Plan (TYCIP), sinking funds needed for long term capital expenditures and unplanned expenditures.

The proposed amendment to the FY 2018/19 Adopted Budget for the Agency's programs is consistent with the IEUA Business Goals of *Fiscal Responsibility, Water Reliability, Wastewater Management, Environmental Stewardship and Business Practices*.

**INLAND EMPIRE UTILITIES AGENCY  
FISCAL YEAR 2018/19 BUDGET AMENDMENT  
SOURCES AND USES OF FUNDS - BY PROGRAM FUND (In Thousands)**

	FY 2016/17	FY 2017/18	FY 2018/19	FY 2018/19 PROPOSED AMENDMENT							TOTAL
	ACTUAL	PROJECTED ACTUAL	ADOPTED	Administrative Services Program	Non-Reclaimable Wastewater Program	Regional Wastewater Capital Improvement Fund	Regional Wastewater Operations & Maintenance Program	Recharge Water Program	Recycled Water Program	Water Resources Program	
<b>REVENUES</b>											
User Charges	\$73,173	\$78,852	\$82,885	\$0	\$13,294	\$0	\$64,743	\$0	\$0	\$6,207	\$84,244
Property Tax	1,972	1,972	1,972	1,972	0	0	0	0	0	0	1,972
Cost Reimbursement JPA	5,804	6,094	6,460	1,203	0	0	3,892	989	0	0	6,084
Contract Cost reimbursement	120	506	493	0	0	0	93	186	0	400	679
Interest Revenue	1,399	1,421	1,492	230	350	497	800	32	577	110	2,596
Recycled Water Sales	16,385	17,745	18,188	0	0	0	0	0	18,188	0	18,188
Water Sales	29,908	41,001	36,040	0	0	0	0	0	0	42,996	42,996
<b>TOTAL REVENUES</b>	<b>\$128,760</b>	<b>\$147,590</b>	<b>\$147,530</b>	<b>\$3,405</b>	<b>\$13,644</b>	<b>\$497</b>	<b>\$69,528</b>	<b>\$1,207</b>	<b>\$18,765</b>	<b>\$49,713</b>	<b>\$156,758</b>
<b>OTHER FINANCING SOURCES</b>											
Property Tax - Debt and Capital	\$43,702	\$44,074	\$45,455	\$0	\$0	\$31,127	\$9,549	\$0	\$2,170	\$3,070	\$45,916
Regional System Connection Fees	35,923	32,260	24,251	0	0	26,496	0	0	6,416	0	32,912
State Loans	9,271	12,244	19,251	0	0	7,768	4,000	8,909	7,909	0	28,586
Grants	12,295	5,658	8,244	0	0	0	5,360	652	6,710	2,060	14,782
Capital Cost Reimbursement	1,454	1,706	2,903	0	0	0	0	802	72	0	874
Other Revenues	(752)	1,075	898	2	100	1	795	0	0	0	898
Loan Transfer from Internal Fund	0	0	0	0	3,000	0	0	0	0	0	3,000
<b>TOTAL OTHER FINANCING SOURCES</b>	<b>\$101,893</b>	<b>\$97,017</b>	<b>\$101,002</b>	<b>\$2</b>	<b>\$3,100</b>	<b>\$65,392</b>	<b>\$19,704</b>	<b>\$10,364</b>	<b>\$23,277</b>	<b>\$5,129</b>	<b>\$126,968</b>
<b>TOTAL REVENUES AND OTHER FINANCING SOURCES</b>	<b>\$230,653</b>	<b>\$244,608</b>	<b>\$248,533</b>	<b>\$3,407</b>	<b>\$16,744</b>	<b>\$65,889</b>	<b>\$89,232</b>	<b>\$11,570</b>	<b>\$42,042</b>	<b>\$54,842</b>	<b>\$283,726</b>
<b>EXPENSES</b>											
Employment Expenses	\$46,646	\$44,797	\$46,046	\$1,573	\$2,390	\$4,145	\$30,529	\$592	\$4,248	\$2,461	\$45,937
Contract Work/Special Projects	15,699	13,705	19,415	377	100	220	11,747	371	1,785	5,640	20,240
Utilities	7,907	8,722	10,053	710	80	0	6,248	75	2,023	0	9,136
Operating Fees	11,587	12,888	12,215	21	7,886	254	2,268	8	10	2,993	13,440
Chemicals	4,259	4,181	4,681	0	134	0	4,562	0	0	0	4,696
Professional Fees and Services	6,967	10,627	10,630	3,841	133	420	3,752	922	829	292	10,189
Office and Administrative expenses	2,071	2,081	2,593	2,538	24	0	8	15	3	60	2,647
Biosolids Recycling	4,094	4,334	4,462	0	26	0	4,408	0	0	0	4,433
Materials & Supplies	3,012	2,956	3,191	417	110	0	2,200	90	222	0	3,038
MWD Water Purchases	29,908	41,001	36,040	0	0	0	0	0	0	42,996	42,996
Other Expenses	599	259	1,650	(6,422)	382	1,292	3,600	44	934	242	72
<b>TOTAL EXPENSES</b>	<b>\$132,750</b>	<b>\$145,551</b>	<b>\$150,976</b>	<b>\$3,054</b>	<b>\$11,265</b>	<b>\$6,330</b>	<b>\$69,321</b>	<b>\$2,116</b>	<b>\$10,054</b>	<b>\$54,684</b>	<b>\$156,825</b>
<b>CAPITAL PROGRAM</b>											
CSDLAC 4Rs	\$689	\$705	\$721	\$0	\$721	\$0	\$0	\$0	\$0	\$0	\$721
IERCA investment	0	0	500	0	0	500	0	0	0	0	500
Capital Construction and Expansion	29,411	50,545	77,150	1,244	3,950	30,594	19,918	10,640	12,237	0	78,584
<b>TOTAL CAPITAL PROGRAM</b>	<b>\$30,100</b>	<b>\$51,249</b>	<b>\$78,371</b>	<b>\$1,244</b>	<b>\$4,671</b>	<b>\$31,094</b>	<b>\$19,918</b>	<b>\$10,640</b>	<b>\$12,237</b>	<b>\$0</b>	<b>\$79,805</b>
<b>DEBT SERVICE</b>											
Financial Expenses	\$524	\$243	\$296	\$32	\$1	\$174	\$0	\$83	\$3	\$0	\$293
Interest	8,161	6,158	6,508	0	307	3,114	175	368	2,657	0	6,622
Principal	62,008	15,259	15,360	0	294	8,922	177	710	5,256	0	15,360
Short Term Inter-Fund Loan	0	0	0	0	0	0	0	0	3,000	0	3,000
<b>TOTAL DEBT SERVICE</b>	<b>\$70,693</b>	<b>\$21,661</b>	<b>\$22,164</b>	<b>\$32</b>	<b>\$602</b>	<b>\$12,211</b>	<b>\$352</b>	<b>\$1,161</b>	<b>\$10,916</b>	<b>\$0</b>	<b>\$25,275</b>
<b>TRANSFERS IN (OUT)</b>											
Capital Contribution	\$0	\$0	\$0	\$889	(\$30)	\$1,073	(\$1,901)	\$986	(\$1,016)	\$0	\$0
Debt Service	0	(0)	0	0	0	(2,981)	0	581	2,400	0	0
Operation support	0	0	0	377	(13)	0	(351)	693	(706)	0	(0)
Capital - Connection Fees Allocation	0	0	0	339	972	(6,765)	5,454	0	0	0	0
One Water	0	(0)	0	17	0	0	0	1,009	(1,652)	626	0
<b>TOTAL INTERFUND TRANSFERS IN (OUT)</b>	<b>\$0</b>	<b>\$0</b>	<b>\$0</b>	<b>\$1,621</b>	<b>\$929</b>	<b>(\$8,673)</b>	<b>\$3,201</b>	<b>\$3,268</b>	<b>(\$973)</b>	<b>\$626</b>	<b>\$0</b>
<b>FUND BALANCE</b>											
Net Increase (Decrease)	(\$2,890)	\$26,147	(\$2,978)	\$698	\$1,136	\$7,580	\$2,842	\$921	\$7,861	\$784	\$21,822
Beginning Fund Balance July 01	187,114	184,224	143,744	15,017	9,023	77,416	66,561	1,603	33,630	7,120	210,371
<b>ENDING BALANCE AT JUNE 30</b>	<b>\$184,224</b>	<b>\$210,371</b>	<b>\$140,767</b>	<b>\$15,714</b>	<b>\$10,159</b>	<b>\$84,996</b>	<b>\$69,403</b>	<b>\$2,524</b>	<b>\$41,492</b>	<b>\$7,904</b>	<b>\$232,193</b>
<b>RESERVE BALANCE SUMMARY</b>											
Operating Contingencies	\$36,876	\$35,963	\$37,330	\$1,327	\$7,096	\$0	\$21,809	\$978	\$3,351	\$6,348	\$40,911
Capital Expansion & Replacement	28,534	17,247	4,906	0	1,756	2,310	0	500	16,909	0	21,475
CCRA Capital Construction	31,710	56,946	14,386	0	0	64,442	0	0	0	0	64,442
Water Connection	4,590	9,753	0	0	0	0	0	0	12,464	0	12,464
Rehabilitation/Replacement	20,990	21,201	22,895	0	0	0	21,201	0	0	0	21,201
CSDLAC Prepayment	689	705	721	0	721	0	0	0	0	0	721
Water Resource Capital	4,217	1,222	0	0	0	0	0	0	0	1,557	1,557
Debt Service & Redemption	15,953	29,133	35,944	0	586	18,245	1,314	1,046	8,766	0	29,956
Self Insurance Program	6,000	6,000	6,000	6,000	0	0	0	0	0	0	6,000
Employee Retirement Benefit	4,717	7,659	8,698	8,387	0	0	0	0	0	0	8,387
Sinking Fund	29,949	24,542	9,886	0	0	0	25,078	0	0	0	25,078
<b>ENDING BALANCE AT JUNE 30</b>	<b>\$184,224</b>	<b>\$210,371</b>	<b>\$140,767</b>	<b>\$15,714</b>	<b>\$10,159</b>	<b>\$84,996</b>	<b>\$69,403</b>	<b>\$2,524</b>	<b>\$41,492</b>	<b>\$7,904</b>	<b>\$232,193</b>

\*Numbers may not total due to rounding



# FY 2018/19 Proposed Budget Amendments



# USES OF FUNDS – ALL FUNDS

(\$ Millions)

Uses of Funds	Adopted Budget	Proposed Amendments	Amended Budget
Operations & Administration	\$150.9	\$5.9	\$156.8
Capital Projects	78.4	1.4	79.8
Debt Service	22.2	3.1	25.3
Total	\$251.5	\$10.4	\$261.9



# SOURCES OF FUNDS – ALL FUNDS

(\$ Millions)

Sources of Funds	Adopted Budget	Proposed Amendments	Amended Budget
User Charge	\$82.9	\$1.3	\$84.2
Connection Fees	24.3	8.6	32.9
Recycled Water Sales	18.2	0.0	18.2
Water Sales	36.0	7.0	43.0
State Loans	19.3	9.3	28.6
Grants	8.2	6.6	14.8
Property Tax	47.4	0.5	47.9
Other*	12.2	1.9	14.1
<b>Total</b>	<b>\$248.5</b>	<b>\$35.2</b>	<b>\$283.7</b>

\*Other Sources include contract reimbursements, JPA reimbursements, inter-fund loan repayment and interest earnings.

# RATE RESOLUTIONS

Resolution No.	Description
2018-6-1	Service Rates and Excessive Strength Charges for Regional or Industrial Wastewater Discharge
2018-6-2	Service Rates on Capacity, Volumetric, Strength, Capital Improvement, and Application Fees for the Etiwanda Wastewater Line (EWL)
2018-6-3	Service Rates on Capacity, Volumetric, Strength, and Application Fees for the Non-Reclaimable Wastewater System (NRWS)
2018-6-4	Service Rates on Capacity, Volumetric, Strength, Capital Improvement, and Application Fees for the Inland Empire Brine Line (IEBL)
2018-6-5	Laboratory Rates
2018-6-6	Extra-Territorial Sewer Charges
2018-6-7	Imported Water Rates
2018-6-8	Equipment Rental Fees



## Recommendation

- Hold a public hearing to receive public comments on the proposed budget amendment at the June 20, Board meeting;
- Approve amendments to the FY 2018/19 Adopted Budget;
- Approve the inter fund loan repayment of \$3 million from the Recycled Water fund to the Non-Reclaimable Wastewater in FY 2018/19; and
- Approve Rate Resolutions No. 2018-6-1 through 2018-6-8.

The proposed amendments to the FY 2018/19 Adopted Budget are consistent with the IEUA Business Goals of *Fiscal Responsibility, Water Reliability, Wastewater Management, Environmental Stewardship and Business Practices*.



**RESOLUTION NO. 2018-6-1**

**RESOLUTION OF THE BOARD OF DIRECTORS OF THE INLAND EMPIRE UTILITIES AGENCY\*, SAN BERNARDINO COUNTY, CALIFORNIA, ESTABLISHING SERVICE RATES FOR WASTEWATER DISCHARGERS TO THE REGIONAL WASTEWATER SYSTEM FOR SEPTAGE, COMMERCIAL OR INDUSTRIAL WASTEWATERS, AND EXCESSIVE STRENGTH CHARGES FOR FISCAL YEAR 2018/19.**

**WHEREAS**, it is necessary to establish service rates for processing and issuing permits to domestic, commercial, or industrial wastewater dischargers and wastewater haulers permitted by IEUA, and service rates for processing and treatment of sanitary, commercial or industrial wastewater deliveries to the Inland Empire Utilities Agency (Agency)'s Regional Wastewater System;

**WHEREAS**, it is necessary to establish application fees for processing and issuing of wastewater discharge permits to industrial wastewater generators who discharge directly through pipeline connections to the Regional Sewer System;

**WHEREAS**, the Board of Directors of the Inland Empire Utilities Agency\*, pursuant to Ordinance No. 97, may establish said service rates by resolution.

NOW, THEREFORE, the Board of Directors hereby RESOLVES, DETERMINES, AND ORDERS the following to be effective July 1, 2018:

**Section 1** That Wastewater Permit Application for Domestic Wastewater Hauler fees is as follow:

Initial Permit Application Fee	\$242.00
Permit Renewal Fee	\$121.00

**Section 2** That wastewater volumetric fee for domestic and industrial wastewater hauler is as follow:

For each load up to 2,000 gallons	\$ 76.77
Loads in excess of 2,000 gallons	\$ 0.038 per one (1) gallon

**Section 3** That a rate schedule effective July 1, 2018, for delivery of domestic and industrial wastewater to regional plants with excessive biochemical oxygen demand and suspended solids is hereby established as follows:

<u>Quantity</u>	<u>Rate</u>
Biochemical Oxygen Demand (BOD) in excess of 434 mg/L	\$ 290.28 per 1,000 lb (dry weight)
Suspended Solids (SS) in excess of 415 mg/L	\$ 313.18 per 1,000 lb (dry weight)

**Section 4** A Non-Compliance fee of \$150.00 shall be assessed to reinstate elapsed or expired insurance requirements.

**Section 5** That Initial Wastewater Discharge Permit Application and Permit Renewal fees for wastewater generators who discharge directly through pipeline connection to the Regional Sewer System shall be:

**Initial Wastewater Discharge Permit Application Fees  
 (Ownership Change with Process Changes included):**

Categorical Industrial User	\$4,235.00
with Combined Waste Stream Formula, add	\$1,029.00
with Production Based Standards, add	\$545.00
with Multiple Categories, add	\$2,057.00
Non-Categorical, Significant Industrial User	\$3,086.00
Non-Categorical, Non-Significant Industrial User	\$2,541.00

**Permit Renewal Fees:**

Categorical Industrial User	\$3,146.00
with Combined Waste Stream Formula, add	\$545.00
with Production Based Standards, add	\$303.00
with Multiple Categories, add	\$1,029.00
Non-Categorical, Significant Industrial User	\$787.00
Non-Categorical, Non-Significant Industrial User	\$545.00

**Section 6** That Initial Wastewater Discharge Permit Application, Ownership Change with Process Changes, and Permit Renewal fees for wastewater generators whose wastewater is hauled away, i.e., by a wastewater trucking company, and discharged into the NRWS sewer system shall be:

**Initial Wastewater Discharge Permit Application Fees:**

Categorical Industrial User	\$2,662.00
with Combined Waste Stream Formula, add	\$1,029.00
with Production Based Standards, add	\$545.00
with Multiple Categories, add	\$2,057.00
Non-Categorical, Significant Industrial User	\$1,573.00
Non-Categorical, Non-Significant Industrial User	\$1,029.00

**Permit Renewal Fees:**

Categorical Industrial User	\$2,178.00
with Combined Waste Stream Formula, add	\$545.00
with Production Based Standards, add	\$303.00
with Multiple Categories, add	\$1,029.00
Non-Categorical, Significant Industrial User	\$787.00
Non-Categorical, Non-Significant Industrial User	\$545.00

**Section 7** That Permit Revision or Facility Expansion fees shall be: \$1,573.00

Permit Revisions shall be required if the modification affects the quantity/quality of the wastewater discharge to deviate from the conditions in the current permit by more than 25%. Such additions or modifications include, but are not limited to, the following: Maintenance, Monitoring, Change of Discharge Limits, Addition of Control Equipment, Process Changes, etc.

**Section 8** That Permit Addendum fees shall be: \$787.00

That for change of business name or ownership only with no process changes shall be: \$242.00

Permit Addendum shall be required if the addition or modification does not affect the existing wastewater quantity/quality by more than 25%. Such additions or modifications include, but are not limited to, the following: Maintenance, Monitoring, Change of Discharge Limits, Addition of Control Equipment, Ownership Change without Process Changes, etc.

**Section 9** That IEUA will pass on to wastewater permit holder any other charges, such as, but not limited to, excessive strength charges, laboratory analysis charges, inspection activity charges, etc.

**Section 11** Miscellaneous processing fees that do not fall under any of the above sections shall be charged based on time and material of staff(s) evaluating such process using adopted labor rates for the current fiscal year.

**Section 12** That all provisions of the Regional Wastewater Ordinance and any amendments thereto are hereby applicable and will remain in full force and effect.

**Section 13** That upon the effective date of this Resolution, Resolution No. 2017-6-1 is hereby rescinded in its entirety.

\* \* \*

ADOPTED this 20<sup>th</sup> day of June, 2018

---

Steven J. Elie  
President of the Inland Empire Utilities  
Agency\* and of the Board of Directors  
thereof

ATTEST:

---

Jasmin A. Hall  
Secretary/ Treasurer of the Inland Empire  
Utilities Agency\* and of the Board of  
Directors thereof

\*A Municipal Water District

Resolution No. 2018-6-1  
Regional Rates  
Page 5 of 5

STATE OF CALIFORNIA                    )  
  )SS  
COUNTY OF SAN BERNARDINO        )

I, Jasmin A. Hall, Secretary/Treasurer of the Inland Empire Utilities Agency\*,  
DO HEREBY CERTIFY that the foregoing Resolution being No. 2018-6-1 as adopted at  
a regular Board meeting on June 20, 2018, of said Agency\* by the following vote:

AYES:

NOES:

ABSTAIN:

ABSENT:

---

Jasmin A. Hall  
Secretary/Treasurer

(SEAL)

\* A Municipal Water District



RESOLUTION NO. 2018-6-2

RESOLUTION OF THE BOARD OF DIRECTORS OF THE INLAND EMPIRE UTILITIES AGENCY\*, SAN BERNARDINO COUNTY, CALIFORNIA, ESTABLISHING CAPACITY CHARGES, VOLUMETRIC CHARGES, STRENGTH CHARGES, CAPITAL IMPROVEMENT PROJECT (CIP) CHARGES, IEUA ADMINISTRATIVE CHARGES, APPLICATION AND WASTEWATER DISCHARGE PERMIT APPLICATION FEES FOR THE ETIWANDA WASTEWATER LINE (EWL) FOR FISCAL YEAR (FY) 2018/19.

**WHEREAS**, *Etiwanda Wastewater Line Disposal Agreement* (Agreement) was entered between County Sanitation Districts of Los Angeles County (CSDLAC) and Inland Empire Utilities Agency (Agency);

**WHEREAS**, it is necessary to establish a rate structure for the collection of costs associated for the sewerage service under this Agreement;

**WHEREAS**, it is necessary to allocate industries with Etiwanda Wastewater Line Capacity Unit (EWLCU), in order to collect such charges;

**WHEREAS**, one EWLCU for the EWL is defined as an equalized discharge not to exceed a flow rate of 15 gallons per minute;

**WHEREAS**, it is necessary to establish application fees for processing applications for Capacity Right Agreements and Wastewater Discharge Permits for the use of the Agency's EWL;

**WHEREAS**, under Section 13550, et seq., of the California Water Code, a Public Agency may require industries to use recycled water for certain purposes, where it is available and at reasonable cost;

**WHEREAS**, the Board of Directors of the Agency, pursuant to Ordinance No. 99, may establish said fees and charges by Resolution;

**NOW, THEREFORE**, the Board of Directors hereby RESOLVES, DETERMINES, AND ORDERS the following to be effective July 1, 2018

**Section 1** That the acquisition of capacity rights shall be as follows:

(A) CAPACITY RIGHT ACQUISITION RATE

That the purchase rate for the right to discharge one (1) EWLCU for the EWL shall be \$215,000.00 per an equalized flow rate not to exceed 15 gallons per minute. This charge shall be paid in full upon the execution of the Capacity Right Agreement.

**Section 2** That the monthly charges for discharge to the EWL are as follows:

(A) CAPACITY CHARGES

For discharge to the EWL, which reaches the jurisdiction of the CSDLAC, the monthly Capacity Charge is \$78.00 per month per each EWLCU.

(B) CAPITAL IMPROVEMENTS PROGRAM CHARGES:

The monthly Capital Improvements Program (CIP) charge for EWL is \$90.00 per month per each EWLCU.

(C) VOLUMETRIC CHARGES

The Volumetric Charge for EWL is \$736.00 per Million Gallons. The minimum Volumetric Charge for discharge of 100,000 gallons or less per each EWLCU per month is \$73.60 per month per each EWLCU.

(D) STRENGTH CHARGES

That Strength Charges are for excessive Chemical Oxygen Demand (COD) and Total Suspended Solids (TSS) and are applicable to all discharges to the EWL. The rates are as follows:

<u>PARAMETER</u>	<u>RATE</u>
COD	\$130.00 per 1,000 pounds (dry weight)
TSS	\$368.00 per 1,000 pounds (dry weight)

Strength charges for the EWL discharges are calculated from the average of all the samples collected during the calendar month and invoiced on a quarterly basis. If there is no sample data for a given month, strength charges for that month shall be determined by using the average of all available data within the billing quarter.

**(E) AGENCY CIP AND O&M CHARGES**

Agency CIP and O&M Charges of 50% shall be added to the charges of Section 2(A), 2(C), and 2(D).

**(F) RECYCLED WATER USAGE CREDIT**

This program is for recycled water (RW) Users and shall end when funding is exhausted or not later than June 30, 2024, whichever comes first. New Users who qualify for this program shall be given the recycled water credit in effect at the time of connection to the recycled water system.

Recycled Water Users, including contracting agencies, shall be given a monetary credit based on the actual amount of RW used. The RW credit shall start at 50% of the IEUA's FY 2014/15 recycled water direct sale rate, and shall decline at 5% intervals per year through FY 2023/2024.

For Fiscal Year 2018/19, the Recycled Water Usage Credit is \$267.01 per million gallons of recycled water used.

**Section 3 OTHER CHARGES**

IEUA will pass on any other charges from CSDLAC invoiced to the Agency to dischargers to the EWL, such as, but not limited to, flow and strength imbalances charges, permit fees, inspection fees, analytical fees, etc.

**Section 4** That Application fees for a EWL Capacity Right Agreement shall be: \$242.00

**Section 5** That Initial Wastewater Discharge Permit Application, Ownership Change with Process Changes, and Permit Renewal fees for wastewater generators who discharge directly through pipeline connection to the EWL sewer system shall be:

**Initial Wastewater Discharge Permit Application Fees  
(Ownership Change with Process Changes included):**

Categorical Industrial User	\$4,235.00
with Combined Waste Stream Formula, add	\$1,029.00
with Production Based Standards, add	\$545.00
with Multiple Categories, add	\$2,057.00
Non-Categorical, Significant Industrial User	\$3,086.00
Non-Categorical, Non-Significant Industrial User	\$2,541.00

**Permit Renewal Fees:**

Categorical Industrial User	\$3,146.00
with Combined Waste Stream Formula, add	\$545.00
with Production Based Standards, add	\$303.00
with Multiple Categories, add	\$1,029.00
Non-Categorical, Significant Industrial User	\$787.00
Non-Categorical, Non-Significant Industrial User	\$545.00

**Section 6** That Permit Revision or Facility Expansion fees shall be: \$1,573.00

Permit Revisions shall be required if the modification affects the quantity/quality of the wastewater discharge to deviate from the conditions in the current permit by more than 25%. Such additions or modifications include, but are not limited to, the following: Maintenance, Monitoring, Change of Discharge Limits, Addition of Control Equipment, Process Changes, etc.

**Section 7** That Permit Addendum fees shall be: \$787.00

That for change of business name with no process changes shall be: \$242.00

Permit Addendum shall be required if the addition or modification does not affect the existing wastewater quantity/quality by more than 25%. Such additions or modifications include, but are not limited to, the following: Maintenance, Monitoring, Change of Discharge Limits, Addition of Control Equipment, Ownership Change without Process Changes, etc.

**Section 8** Toxic Organic Management Plan (TOMP) Processing No  
Charge

**Section 9** Miscellaneous processing fees that do not fall under any of the above sections shall be charged based on time and material of staff(s) evaluating such process using adopted labor rates for the current fiscal year.

**Section 10** That all provisions of the Etiwanda Wastewater Line Ordinance and any amendments thereto are hereby applicable and will remain in full force and effect.

**Section 11** That upon the effective date of this Resolution, the Resolution No. 2017-6-2 pertaining to the EWL is hereby rescinded in its entirety.

\* \* \*



ADOPTED this 20<sup>th</sup> day of June, 2018

---

Steven J. Elie  
President of the Inland Empire Utilities  
Agency\* and of the Board of Directors  
thereof

ATTEST:

---

Jasmin A. Hall  
Secretary/ Treasurer of the Inland Empire  
Utilities Agency\* and of the Board of  
Directors thereof

\*A Municipal Water District



**RESOLUTION NO. 2018-6-3**

**RESOLUTION OF THE BOARD OF DIRECTORS OF THE INLAND EMPIRE UTILITIES AGENCY\*, SAN BERNARDINO COUNTY, CALIFORNIA, ESTABLISHING CAPACITY CHARGES, VOLUMETRIC CHARGES, STRENGTH CHARGES, AGENCY PROGRAM CHARGES, AND APPLICATION FEES FOR THE NON-RECLAIMABLE WASTEWATER SYSTEM (NRWS) FOR FISCAL YEAR (FY) 2018/19**

**WHEREAS**, NRWS *Wastewater Disposal Agreement No. 4830* (Agreement) has been adopted between County Sanitation Districts of Los Angeles County (CSDLAC) and Inland Empire Utilities Agency (Agency);

**WHEREAS**, it is necessary to establish a rate structure for the collection of costs associated for the sewerage service under this Agreement;

**WHEREAS**, it is necessary to allocate User with Non Reclaimable Wastewater System Capacity Unit (NRWSCU), in order to collect such charges;

**WHEREAS**, it is necessary to allocate individual Users their fractional contribution of the Solids Discrepancy at East End ( $SD_{EE}$ ) monitoring facility determined by the *Fractional Solids Discrepancy (FSD<sub>i</sub>)* formula;

**WHEREAS**, it is necessary to allocate individual Users their fractional contribution of the Volumetric, Chemical Oxygen Demand (COD), and NRWSCU discrepancies at East End monitoring facility as determined by the preceding fiscal year's monitoring data;

**WHEREAS**, it is necessary to establish application fees for processing applications for NRWSCU Allocations and Wastewater Discharge Permits for the use of the Inland Empire Utilities Agency (Agency)'s NRWS;

**WHEREAS**, under Section 13550, et seq., of the California Water Code, a Public Agency may require industries to use recycled water for certain purposes, where it is available and at reasonable cost;

**WHEREAS**, the Board of Directors of the Agency, pursuant to Ordinance No. 99, may establish said fees and charges by Resolution;

**NOW, THEREFORE**, the Board of Directors hereby RESOLVES, DETERMINES, AND ORDERS the following to be effective July 1, 2018:

**Section 1** That the acquisition of wastewater discharge right shall be as follows:

(A) NRWSCU ACQUISITION RATES

1. A NRWSCU for the NRWS is determined by the following formula:

$$NRWSCU = \left( 0.6513 \times \frac{Flow_{gpd}}{260} \right) + \left( 0.1325 \times \frac{COD_{ppd}}{1.22} \right) + \left( 0.2162 \times \frac{TSS_{ppd}}{0.59} \right)$$

**Where:**

*gpd* = gallons per day  
*ppd* = pounds per day

2. The minimum number of NRWSCU shall be 25 NRWSCU.
3. The **purchase rate** for the right to discharge one (1) NRWSCU shall be as established by CSDLAC or \$4,172.00 per NRWSCU.
4. The optional **annual lease rate** for the right to discharge one (1) NRWSCU shall be 5% per year of the purchase rate, i.e. \$208.60 per NRWSCU per each year.

The above charges shall be paid in full upon the execution of the NRWSCU purchase or lease.

**Section 2** That the monthly charges for discharge to the NRWS are:

(A) VOLUMETRIC CHARGES

For discharge to the NRWS, the monthly volumetric charge is \$912.00 per million gallons of discharge.

(B) PEAK FLOW CHARGES

For discharge to the NRWS, the monthly Peak Flow (PF) Charge shall be \$346.00 per million gallons of volumetric discharge.

(C) STRENGTH CHARGES

That Strength Charges are for excessive Chemical Oxygen Demand (COD) and Total Suspended Solids (TSS) and are applicable to all discharges to the NRWS. The rates are as follows:

<u>PARAMETER</u>	<u>RATE</u>
COD	\$161.00 per 1,000 pounds (dry weight)
TSS	\$456.00 per 1,000 pounds (dry weight)

Strength charges for the NRWS discharges are calculated from the average of all the samples collected during the calendar month and invoiced on a quarterly basis. If there is no sample data for a given month, strength charges for that month shall be determined by using the average of all available data within the billing quarter.

(D) AGENCY O&M Charge

The Agency's O&M charge shall be \$19.90 per NRWSCU per month.

(E) AGENCY CIP CHARGE

The Agency's capital improvement program charge shall be \$7.60 per NRWSCU per month.

(F) RECYCLED WATER USAGE CREDIT

This program is for recycled water (RW) Users and shall end when funding is exhausted or not later than June 30, 2024, whichever comes first. New Users who qualify for this program shall be given the recycled water credit in effect at the time of connection to the recycled water system.

Recycled Water Users, including contracting agencies, shall be given a monetary credit based on the actual amount of RW used. The RW credit shall start at 50% of the IEUA's FY 2014/15 recycled water direct sale rate, and shall decline at 5% intervals per year through FY 2023/2024.

For Fiscal Year 2018/19, the Recycled Water Usage Credit is \$267.00 per million gallons of recycled water used.

**Section 3** IMBALANCE CHARGES

(A) SOLIDS DISCREPANCY CHARGES for NRWS

Solids Discrepancy Charge for an industry ( $SDC_i$ ) shall be calculated on a monthly basis and invoiced on a quarterly basis. The charge shall be calculated by multiplying the individual industry's *Fractional Solids Discrepancy* ( $FSD_i$ ) by the Total Solids Discrepancy at East End monitoring facility ( $TSD_{EE}$ ) and by TSS rate:

$$SDC_i = (FSD_i) \times (TSD_{EE}) \times (TSS \text{ rate})$$

Individual industry's  $FSD_i$  for the NRWS is determined by the  $FSD_i$  formula to allocate the individual industry's solids contribution to the total solids discrepancy, based on their contribution to the overall loading of Alkalinity, Biological Oxygen Demand (BOD), Dissolved Calcium, and Flow.



$$FSD_i = 0.074 \times \left[ \frac{Alk_i}{Alk_T} \right] + 0.535 \times \left[ \frac{BOD_i}{BOD_T} \right] + 0.049 \times \left[ \frac{Ca_i}{Ca_T} \right] + 0.342 \times \left[ \frac{Flow_i}{Flow_T} \right]$$

**Where:**

- FSD<sub>i</sub>* = Fractional Solids Discrepancy for individual discharger (*i*)
- Alk<sub>i</sub>* = Individual dissolved alkalinity loading to the NRWS for discharger (*i*)
- Alk<sub>T</sub>* = Combined dissolved alkalinity loading from all dischargers to the NRWS
- BOD<sub>i</sub>* = Individual BOD<sub>5</sub> loading to the NRWS for discharger (*i*)
- BOD<sub>T</sub>* = Combined BOD<sub>5</sub> loading from all dischargers to the NRWS
- Ca<sub>i</sub>* = Individual dissolved calcium loading to the NRWS for discharger (*i*)
- Ca<sub>T</sub>* = Combine dissolved calcium loading from all dischargers to the NRWS
- Flow<sub>i</sub>* = Individual flow contribution to the NRWS from discharger (*i*)
- Flow<sub>T</sub>* = Combined flow from all dischargers to the NRWS

(B) OTHER IMBALANCE CHARGES

IEUA will pass to NRWS dischargers any other charges from CSDLAC invoiced to the Agency as a result of imbalance in the NRWS, including volumetric, COD, and NRWSCU imbalance charges. The charges shall be calculated on pro rata share for each component and invoiced on a quarterly basis.

**Section 4** OTHER CHARGES

IEUA will pass on any other charges from CSDLAC invoiced to the Agency to dischargers to the NRWS, such as, but not limited to, permit fees, inspection fees, analytical fees, etc.

**Section 5** That Application fee for a NRWS Capacity Unit Purchase or Annual Lease shall be: \$242.00

**Section 6** That Initial Wastewater Discharge Permit Application, Ownership Change with Process Changes, and Permit Renewal fees for wastewater generators who discharge directly through pipeline connection to the NRWS sewer system shall be:

**Initial Wastewater Discharge Permit Application Fees (Ownership Change with Process Changes included):**

Categorical Industrial User	\$4,235.00
with Combined Waste Stream Formula, add	\$1,029.00
with Production Based Standards, add	\$545.00
with Multiple Categories, add	\$2,057.00
Non-Categorical, Significant Industrial User	\$3,086.00
Non-Categorical, Non-Significant Industrial User	\$2,541.00

**Permit Renewal Fees:**

Categorical Industrial User	\$3,146.00
with Combined Waste Stream Formula, add	\$545.00
with Production Based Standards, add	\$303.00
with Multiple Categories, add	\$1,029.00
Non-Categorical, Significant Industrial User	\$787.00
Non-Categorical, Non-Significant Industrial User	\$545.00

**Section 7** That Permit Revision or Facility Expansion fees shall be: \$1,573.00

Permit Revisions shall be required if the modification affects the quantity/quality of the wastewater discharge to deviate from the conditions in the current permit by more than 25%. Such additions or modifications include, but are not limited to, the following: Maintenance, Monitoring, Change of Discharge Limits, Addition of Control Equipment, Process Changes, etc.

**Section 8** That Permit Addendum fees shall be: \$787.00

That for change of business name with no process changes shall be: \$242.00

Permit Addendum shall be required if the addition or modification does not affect the existing wastewater quantity/quality by more than 25%. Such additions or modifications include, but are not limited to, the following: Maintenance, Monitoring, Change of Discharge Limits, Addition of Control Equipment, Ownership Change without Process Changes, etc.

**Section 9** Toxic Organic Management Plan (TOMP) Processing No Charge

**Section 10** Miscellaneous processing fees that do not fall under any of the above sections shall be charged based on time and material of staff(s) evaluating such process using adopted labor rates for the current fiscal year.

**Section 11** That all provisions of the Non-Reclaimable Wastewater Ordinance and any amendments thereto are hereby applicable and will remain in full force and effect.

**Section 12** That upon the effective date of this Resolution, the Resolution No. 2017-6-3 pertaining to the NRWS is hereby rescinded in its entirety.

ADOPTED this 20<sup>th</sup> day of June, 2018

---

Steven J. Elie  
President of the Inland Empire Utilities  
Agency\* and of the Board of Directors  
thereof

ATTEST:

---

Jasmin A. Hall  
Secretary/ Treasurer of the Inland Empire  
Utilities Agency\* and of the Board of  
Directors thereof

\*A Municipal Water District

STATE OF CALIFORNIA                    )  
  ) SS  
COUNTY OF SAN BERNARDINO        )

I, Jasmin A. Hall, Secretary/Treasurer of the Inland Empire Utilities Agency\*,  
DO HEREBY CERTIFY that the foregoing Resolution being No. 2018-6-3 as adopted at  
a regular Board meeting on June 20, 2018, of said Agency\* by the following vote:

AYES:

NOES:

ABSTAIN:

ABSENT:

---

Jasmin A. Hall  
Secretary/Treasurer

(SEAL)

\* A Municipal Water District

RESOLUTION NO. 2018-6-4

**RESOLUTION OF THE BOARD OF DIRECTORS OF THE INLAND EMPIRE UTILITIES AGENCY\*, SAN BERNARDINO COUNTY, CALIFORNIA, ESTABLISHING INITIAL AND MONTHLY CAPACITY CHARGES, VOLUMETRIC CHARGES, EXCESS STRENGTH CHARGES, CAPITAL IMPROVEMENT PROJECT (CIP) CHARGES, IEUA ADMINISTRATIVE CHARGES, APPLICATION AND WASTEWATER DISCHARGE PERMIT APPLICATION FEES FOR THE INLAND EMPIRE BRINE LINE (BRINE LINE) FOR FISCAL YEAR (FY) 2018/19.**

**WHEREAS**, it is necessary to establish initial and monthly capacity charges, volumetric flow charges, CIP charges, trucked wastewater delivery charges and excessive strength charges;

**WHEREAS**, it is necessary to establish application fees for processing applications for Capacity Right Agreements and Wastewater Discharge Permits for the use of the Inland Empire Utilities Agency (Agency)'s Brine Line;

**WHEREAS**, one Agency Capacity Unit (CU) is defined as an equalized discharge at the flow rate of 15 gallons per minute (GPM);

**WHEREAS**, under Section 13550, et seq., of the California Water Code, a Public Agency may require industries to use recycled water for certain purposes, where it is available and at reasonable cost;

**WHEREAS**, the Board of Directors of the Agency, pursuant to Ordinance No. 96, may establish said fees and charges by Resolution;

**NOW, THEREFORE**, the Board of Directors hereby RESOLVES, DETERMINES, AND ORDERS the following to be effective July 1, 2017

**Section 1** That the Initial Capacity Charge for the purchase of Agency Capacity Rights shall be set at \$215,000.00 per CU.

**Section 2** That the monthly charges for discharge to the Brine Line are as follows:

(A) CAPACITY CHARGES:

For discharge to the Brine Line, which reaches jurisdiction of the Santa Ana Watershed Project Authority (SAWPA), the monthly Capacity Charge is \$406.60 per CU.



(B) CAPITAL IMPROVEMENTS PROGRAM CHARGES:

The monthly Capital Improvements Program (CIP) charge for Brine Line is \$90.00 per CU per month.

(C) VOLUMETRIC CHARGES

For discharge to the Brine Line, the monthly Volumetric Charge is \$946.00 per Million Gallons of discharge. The minimum Volumetric Charge for discharge of 100,000 gallons or less per CU per month is \$94.60 per CU per month.

(D) STRENGTH CHARGES

That Strength Charges are applicable to all discharges to the Brine Line, via pipeline or hauled by truck, for excessive Biochemical Oxygen Demand (BOD), and Total Suspended Solids (TSS). The rates are as follows:

<u>QUANTITY</u>	<u>RATE</u>
BOD	\$307.00 per 1,000 pounds (dry weight)
TSS	\$429.00 per 1,000 pounds (dry weight)

Strength charges for the Brine Line discharges are calculated from the average of all the samples collected during the calendar month and invoiced on a monthly basis. If there is no sample data for a given month, strength charges for that month shall be determined by using the average of all available data within the billing quarter or other appropriate period.

(E) AGENCY ADMINISTRATIVE CHARGES

Agency Administrative Charges of 50% shall be added to the charges of Section 2(A), 2(C), and 2(D).

(F) RECYCLED WATER USAGE CREDIT FOR BRINE LINE

This program is for recycled water (RW) Users and shall end when funding is exhausted or not later than June 30, 2024, whichever comes first. New Users who qualify for this program shall be given the recycled water credit in effect at the time of connection to the recycled water system.

Recycled Water Users, including contracting agencies, shall be given a monetary credit based on the actual amount of RW used. The RW credit shall start at 50% of the IEUA's FY 2014/15 recycled water direct sale rate, and shall decline at 5% intervals per year through FY 2023/2024.

For FY 2018/19, the Recycled Water Usage Credit is \$267.01 per million gallons of recycled water used.

(G) Other Charges

IEUA will pass on any other charges from SAWPA invoiced to the Agency to dischargers to the Brine Line, such as, but not limited to, flow and strength imbalances charges, permit fees, inspection fees, analytical fees, etc.

**Section 3** For trucked discharges to the Brine Line, the wastewater discharge rate shall be based on the applicable Tiered Schedule as established by the higher concentration value for BOD or TSS. The Brine Line Tiered Rate Schedule for Trucks is shown in Table 1.

Table 1 – Brine Line Tiered Rate Schedule for Trucks

Tiered Schedule	BOD / TSS Concentration	Volumetric Charge Up to 5,000 gallons	Incremental Charge above 5,000 gallons, \$ per one (1) gallon	Concentrations over 100 mg/L	
				BOD Charge \$ per lb	TSS Charge \$ per lb
Brine	BOD and TSS Less than 100 mg/L	\$294.22	\$0.015		
Non-Brine	BOD or TSS 100 mg/L and higher	\$294.22	\$0.015	\$0.750	\$0.716

**Section 4** That Application fees for a Capacity Right Agreement shall be: \$242.00

**Section 5** That Initial Wastewater Discharge Permit Application and Permit Renewal fees for wastewater generators who discharge directly through pipeline connection to the NRWS sewer system shall be:

Initial Wastewater Discharge Permit Application Fees:

Categorical Industrial User	\$4,235.00
with Combined Waste Stream Formula, add	\$1,029.00
with Production Based Standards, add	\$545.00
with Multiple Categories, add	\$2,057.00
Non-Categorical, Significant Industrial User	\$3,086.00
Non-Categorical, Non-Significant Industrial User	\$2,541.00

Permit Renewal Fees:

Categorical Industrial User	\$3,146.00
with Combined Waste Stream Formula, add	\$545.00
with Production Based Standards, add	\$303.00
with Multiple Categories, add	\$1,029.00
Non-Categorical, Significant Industrial User	\$787.00
Non-Categorical, Non-Significant Industrial User	\$545.00

**Section 6** That Initial Wastewater Discharge Permit Application and Permit Renewal fees for wastewater generators whose wastewater is hauled away, i.e., by a wastewater trucking company, and discharged into the NRWS sewer system shall be:

Initial Wastewater Discharge Permit Application Fees:

Categorical Industrial User	\$2,662.00
with Combined Waste Stream Formula, add	\$1,029.00
with Production Based Standards, add	\$545.00
with Multiple Categories, add	\$2,057.00
Non-Categorical, Significant Industrial User	\$1,573.00
Non-Categorical, Non-Significant Industrial User	\$1,029.00

Permit Renewal Fees:

Categorical Industrial User	\$2,178.00
with Combined Waste Stream Formula, add	\$545.00
with Production Based Standards, add	\$303.00
with Multiple Categories, add	\$1,029.00
Non-Categorical, Significant Industrial User	\$787.00
Non-Categorical, Non-Significant Industrial User	\$545.00

**Section 7** That initial Wastewater Hauler Permit application and Permit Renewal fees for the North NRWS shall be:

Initial Permit Application for Wastewater Hauler	\$242.00
Permit Renewal for Wastewater Hauler	\$121.00

South NRWS Wastewater Hauler Permit Application and Permit Renewal are processed and administered by Santa Ana Watershed Project Authority (SAWPA).

**Section 8** That Permit Revision or Facility Expansion fees shall be: \$1,573.00

Permit Revisions shall be required if the modification affects the quantity/quality of the wastewater discharge to deviate from the conditions in the current permit by more than 25%. Such additions or modifications include, but are not limited to, the following: Maintenance, Monitoring, Change of Discharge Limits, Addition of Control Equipment, etc.

**Section 9** That Permit Addendum fees shall be: \$787.00

That for change of business name or ownership only shall be: \$242.00

Permit Addendum shall be required if the addition or modification does not affect the existing wastewater quantity/quality by more than 25%. Such additions or modifications include, but are not limited to, the following: Maintenance, Monitoring, Change of Discharge Limits, Addition of Control Equipment, etc.

**Section 10** Toxic Organic Management Plan (TOMP) Processing No Charge

**Section 11** Miscellaneous processing fees that do not fall under any of the above sections shall be charged based on time and material of staff(s) evaluating such process using adopted labor rates for the current fiscal year.

**Section 12** That all provisions of the Brine Line Ordinance and any amendments thereto are hereby applicable and will remain in full force and effect.

**Section 13** That upon the effective date of this Resolution, the Resolution No. 2017-6-4 pertaining to the Inland Empire Brine Line (also known as South NRWS) is hereby rescinded in its entirety.

ADOPTED this 20<sup>th</sup> day of June, 2018.

---

Steven J. Elie  
President of the Inland Empire Utilities  
Agency\* and of the Board of Directors  
thereof

ATTEST:

---

Jasmin A. Hall  
Secretary/ Treasurer of the Inland Empire  
Utilities Agency\* and of the Board of  
Directors thereof

\*A Municipal Water District





**RESOLUTION NO. 2018-6-5**

**RESOLUTION OF THE BOARD OF DIRECTORS OF THE INLAND  
EMPIRE UTILITIES AGENCY\*, SAN BERNARDINO COUNTY,  
CALIFORNIA, ESTABLISHING CHARGES FOR LABORATORY  
ANALYSES FOR FISCAL YEAR 2018/19**

**WHEREAS**, The Agency occasionally enters into agreements with other local governmental agencies to perform laboratory analyses; and

**WHEREAS**, the most efficient and practical method of charging for this work is through the establishment of a price for each analysis.

**NOW, THEREFORE**, the Board of Directors hereby **RESOLVES, DETERMINES AND ORDERS**, that, effective July 1, 2018, the single item prices for laboratory analyses are as shown on Exhibit 1 attached hereto.

Upon the effective date of this Resolution, Resolution No. 2017-6-5 is hereby rescinded in its entirety.

ADOPTED this 20<sup>th</sup> day of June, 2018.

---

Steven J. Elie  
President of the Inland Empire Utilities Agency\*  
and of the Board of Directors thereof

ATTEST:

---

Jasmin A. Hall  
Secretary/ Treasurer of the Inland Empire  
Utilities Agency\* and of the Board of  
Directors thereof

\*a Municipal Water District

STATE OF CALIFORNIA                    )  
  )SS  
COUNTY OF SAN BERNARDINO        )

I, Jasmin A. Hall, Secretary/Treasurer of the Inland Empire Utilities Agency\*,  
DO HEREBY CERTIFY that the foregoing Resolution being No. 2018-6-5, was adopted at  
a regular meeting on June 20, 2018, of said Agency\* by the following vote:

AYES:

NOES:

ABSTAIN:

ABSENT:

---

Jasmin A. Hall  
Secretary/Treasurer

(SEAL)

\* A Municipal Water District

**INLAND EMPIRE UTILITIES AGENCY  
LABORATORY PRICES - FISCAL YEAR 2018/19**

Inorganic Chemistry		
Test	Method	Price
Alkalinity, Total	SM 2320B	\$14.80
Ammonia as Nitrogen	EPA 350.1	\$14.80
Anion Sum	SM 1050	\$2.20
BOD, Soluble	SM 5210	\$43.70
BOD, Total	SM 5210	\$38.30
Bromide	EPA 300.0	\$11.00
Cation Sum	SM 1050	\$2.20
Chloride	EPA 300.0	\$9.00
Chlorine Residual	SM 4500-Cl G	\$16.40
COD	SM 5220D	\$32.80
Color	SM 2120B	\$5.00
Conductivity	SM 2510	\$8.80
Corrosivity	SM 2330B	\$40.50
<i>If Alkalinity, Ca, EC, or pH are requested on the sample, Corrosivity cost is reduced by their respective prices.</i>		
Cyanide, Available	EPA OIA-1677	\$40.00
Cyanide, Free	ASTM D7237	\$27.40
Cyanide, Total	ASTM D7284	\$29.50
Dissolved Organic Carbon	SM 5310B	\$39.30
Dissolved Organic Carbon	SM 5310C	\$32.80
Dissolved Oxygen	EPA 360.1	\$12.10
Fluoride	EPA 300.0	\$9.30
Fluoride	SM 4500-F C	\$16.40
Hardness, Total (Calculation)	EPA 200.7	\$21.20
<i>Calculation is reduced by their respective prices.</i>		
Hardness, Total	SM 2340C	\$18.10
Mercury	EPA 245.2	\$39.30
Metals Digestion (liquid)		\$16.40
Metals Digestion (solid)		\$43.60
Metals by ICP	EPA 200.7	\$9.80
Metals by ICP/MS	EPA 200.8	\$9.80
Nitrate as Nitrogen	EPA 300.0	\$9.00
Nitrite as Nitrogen	EPA 300.0	\$9.00
Nitrogen, Organic	Various	\$71.00
Oil & Grease, Polar (FOG)	EPA1664B	\$62.30
Oil & Grease, Non-polar	EPA1664B	\$32.80
Oil & Grease, Total	EPA1664B	\$29.50
pH	SM 4500-H+ B	\$5.00
Phosphorus, Ortho	EPA 300.0	\$9.00
Phosphorus, Total	EPA 200.7	\$10.00

Inorganic Chemistry		
Test	Method	Price
Silica	EPA 200.7	\$9.90
Sulfate	EPA 300.0	\$9.00
Sulfide, Dissolved	SM 4500-S D	\$21.90
Sulfide, Total	SM 4500-S D	\$18.10
Surfactants (MBAS)	SM 5540C	\$49.00
TDS	SM 2540C	\$14.80
TDS, Fixed/Volatile	SM 2540E	\$21.90
TKN	EPA 351.2	\$59.00
TOC	SM 5310B	\$32.80
TOC	SM 5310C	\$24.60
Total Solids	SM 2540B	\$11.00
TSS	SM 2540D	\$14.80
Turbidity	EPA 180.1	\$8.80
Uranium pCi/L	EPA 200.8	\$27.30
Volatile Solids	SM 2540E	\$16.40
Volatile Suspended Solids	SM 2540E	\$21.90

Bioassay/Microbiology		
Test	Method	Price
Bioassay, C.Dubia, Chronic	EPA 1002	\$1,081.50
Coliform, Fecal	SM 9221E	\$24.60
Coliform, Total (10 Tube)	SM 9221B	\$21.90
Coliform, Total (15 Tube)	SM 9221B	\$24.60
Heterotrophic Plate Count	SM 9215B	\$19.70

Organic Chemistry		
Test	Method	Price
Acrolein & Acrylonitrile	EPA 624	\$147.40
MTBE	EPA 524.2	\$122.80
Pesticides	EPA 608	\$240.20
Pesticides w/ PCBs	EPA 608	\$305.70
PCBs	EPA 608	\$240.20
Semi-Volatiles (Short list DW)	EPA 525	\$322.10
Semi-Volatiles (Acid Extractables)	EPA 625	\$245.70
Semi-Volatiles (Base/Neutrals)	EPA 625	\$245.70
Semi-Volatiles (BNA)	EPA 625	\$354.90
Tert-Butyl Alcohol (TBA)	EPA 524.2 MOD	\$147.40
Thiobencarb	EPA 525	\$294.70
Volatiles, DW	EPA 524.2	\$147.40
Volatiles, WW	EPA 624	\$163.80

RESOLUTION NO. 2018-6-6

**RESOLUTION OF THE BOARD OF DIRECTORS OF THE INLAND EMPIRE UTILITIES AGENCY\*, SAN BERNARDINO COUNTY, CALIFORNIA, ESTABLISHING EXTRA-TERRITORIAL SEWER SERVICE CHARGE FOR SYSTEM USERS OUTSIDE THE AGENCY'S BOUNDARIES FOR FISCAL YEAR (FY) 2018/19**

**WHEREAS**, it is necessary to establish an extra-territorial monthly sewer service charge for system user whose property served is located outside the boundaries of Improvement District "C" of the Inland Empire Utilities Agency (the Agency); and

**WHEREAS**, the charge shall be "A" dollars per equivalent dwelling unit (EDU) per month. "A" shall be determined annually by the Agency before July 1 and will be set at the amount of certain sewer taxes per EDU being received from the taxable area within Improvement District "C"; and

**WHEREAS**, these taxes are to be the Improvement District "C" portion of taxes plus the portion of the Agency's General Taxes applied each year to the Regional Wastewater Systems and the General Administrative expenditures for the Regional Wastewater Systems; and

**WHEREAS**, modification to this resolution may be included in future rate resolutions.

**NOW, THEREFORE**, the Board of Directors hereby **RESOLVES, DETERMINES, AND ORDERS** the following to be effective July 1, 2018:

**Section 1.** That the monthly sewer service rate be determined based on the Agency-wide assessed valuation for FY 2017/18 as reported by the San Bernardino County Auditors Property Tax Division and the estimated number of billed EDU's listed in the Agency's FY 2017/18 Regional Wastewater Operations and Maintenance fund budget, as shown in Exhibit 1; and

**Section 2.** That the extra-territorial monthly sewer service charge should be set at a rate of \$15.70 per month per Equivalent Dwelling Unit (EDU) in addition to the FY 2018/19 adopted monthly EDU rate of \$19.59.

**Section 3.** That upon the effective date of this Resolution, Resolution No. 2017-6-6 is hereby rescinded in its entirety.



ADOPTED this 20<sup>th</sup> day of June, 2018.

---

Steven J. Elie  
President of the Inland Empire Utilities Agency\*  
and of the Board of Directors thereof

ATTEST:

---

Jasmin A. Hall  
Secretary/ Treasurer of the Inland Empire  
Utilities Agency\* and of the Board of  
Directors thereof

\*A Municipal Water District



**AVERAGE VALUE OF AN EDU FOR FISCAL YEAR 2018/19  
CITY OF FONTANA MONTHLY EXTRA-TERRITORIAL USER SURCHARGE**

The information utilized includes the EDU projections identified in the Regional Wastewater Operations and Maintenance Fund budget and the San Bernardino County Auditors' report which lists the Agency's assessed valuation for FY 2017/18. Based on this information the estimated average value of an EDU within the Agency is as follows:

FY 2017/18 Agency Assessed Value -	=	\$	103,519,280,007
FY 2017/18 Projected number of EDU's within Agency	=		274,156 EDU per month
<i>\$103,519,280,007 divided by 274,156</i>	=	\$	377,593

Annual tax obligation is calculated by:

<i>\$377,593 multiply by 0.000499</i>	=	\$	<b>188.42 per year</b>
<i>(adjusted Agency tax rate)</i>	=	\$	<b>15.70 per month</b>

**RESOLUTION NO. 2018-6-7**

**RESOLUTION OF THE BOARD OF DIRECTORS OF THE INLAND EMPIRE UTILITIES AGENCY\*, SAN BERNARDINO COUNTY, CALIFORNIA, ESTABLISHING IMPORTED WATER RATES.**

**WHEREAS**, pursuant to Division II, Part II, Section 201 of Ordinance No. 104, the Board of Directors of Inland Empire Utilities Agency\* (Agency) establishes, from time to time, rates for water sold or delivered by direct connections to Metropolitan Water District of Southern California (MWD) facilities;

**WHEREAS**, the Board of Directors of the Agency establishes rates for delivery of imported water supplies; and the rates are based on the approved and adopted rates by the MWD Board on April 10, 2018; and

**NOW, THEREFORE**, the Board of Directors hereby RESOLVES, DETERMINES AND ORDERS the following to be effective July 1, 2018, and January 1, 2019:

**Section 1.** That the rates of sales of imported water are direct pass-through charged by Metropolitan for each class of water. The rates, by class of water are as follows:

- (a) FOR TIER 1 FULL SERVICE UNTREATED WATER – i.e., domestic and municipal purposes:

01/1/2018 – 12/31/2018 \$695.00 per acre foot  
01/1/2019 – 12/31/2019 \$731.00 per acre foot

- (b) FOR TIER 2 FULL SERVICE UNTREATED WATER – i.e., domestic and municipal purposes:

01/1/2018 – 12/31/2018 \$781.00 per acre foot  
01/1/2019 – 12/31/2019 \$817.00 per acre foot

(c) FOR GROUND WATER STORAGE PROGRAM

REPLENISHMENT WATER UNTREATED – This rate is available contingent upon the requirements of Metropolitan’s Administrative Code, and includes water delivered for groundwater replenishment and storage, by direct or in-lieu methods.

01/1/2018 – 12/31/2018 (NO RATE AVAILABLE)  
01/1/2019 – 12/31/2019 (NO RATE AVAILABLE)

(d) METROPOLITAN WATER SUPPLY ALLOCATION PLAN (WSAP) PENALTY RATES – Reduced imported water allocations caused by the adoption of a WSAP will reduce a member agencies Tier 1 allocation pursuant to Resolution 2016-9-1. Penalty rates will be applied in accordance to Metropolitan’s WSAP to IEUA and its member agencies if IEUA exceeds its imported water allocation` from MWD and is invoiced by MWD for WSAP penalty rates, during FY 2018/19. Any such penalty rates shall be “passed through” to the appropriate agency that caused the imposition of a penalty rate by MWD.

**Section 2.** That IEUA will impose any Metropolitan rates and charges, applicable to each service connection, if invoiced by Metropolitan to IEUA during FY 2018/19.

**Section 3.** That the Metropolitan levied Capacity Charge (\$/cfs) shall be as follows:

01/1/2018 – 12/31/2018	\$ 8,700 per cubic foot per second (cfs)
01/1/2019 – 12/31/2019	\$ 8,600 per cubic foot per second (cfs)

**Section 4.** That a minimum charge of \$1,000 per month will be collected from any active Metropolitan full service industrial connection beginning 7/1/2018 through 6/30/2019.

**Section 5.** That upon the effective date of this Resolution, Resolution No. 2017-6-7 is hereby rescinded in its entirety.

**ADOPTED** this 20<sup>th</sup> day of June, 2018.

---

Steven J. Elie  
President of the Inland Empire Utilities Agency\*  
and of the Board of Directors thereof

ATTEST:

---

Jasmin A. Hall  
Secretary/ Treasurer of the Inland Empire  
Utilities Agency\* and of the Board of  
Directors thereof

\*a Municipal Water District



Resolution No. 2018-6-7

Page 4 of 4

STATE OF CALIFORNIA                    )  
  )SS  
COUNTY OF SAN BERNARDINO        )

I, Jasmin A. Hall, Secretary/Treasurer of the Inland Empire Utilities Agency\*, DO  
HEREBY CERTIFY that the foregoing Resolution being No. 2018-6-7, was adopted at a regular  
meeting on June 20, 2018, of said Agency\* by the following vote:

AYES:

NOES:

ABSTAIN:

ABSENT:

---

Jasmin A. Hall  
Secretary/Treasurer

(SEAL)

\* A Municipal Water District

**RESOLUTION NO. 2018-6-8**

**RESOLUTION OF THE BOARD OF DIRECTORS OF THE INLAND  
EMPIRE UTILITIES AGENCY\*, SAN BERNARDINO COUNTY,  
CALIFORNIA, ESTABLISHING EQUIPMENT RENTAL RATES FOR  
FISCAL YEAR 2018/2019.**

**WHEREAS**, the Board of Directors of Inland Empire Utilities Agency\* is required by Agency Ordinance No. 28, Section 3, to establish, from time to time, rates for rental of maintenance and construction equipment.

**NOW, THEREFORE**, the Board of Directors hereby **RESOLVES, DETERMINES AND ORDERS**, pursuant to Ordinance No. 28, that the rates for equipment rental are as shown in Exhibit 1 attached hereto and are effective July 1, 2018.

Upon the effective date of this Resolution, Resolution No. 2017-6-8 is hereby rescinded in its entirety.

ADOPTED this 20<sup>th</sup> day of June, 2018.

---

Steven J. Elie  
President of the Inland Empire Utilities Agency\*  
and of the Board of Directors thereof

ATTEST:

---

Jasmin A. Hall  
Secretary/ Treasurer of the Inland Empire  
Utilities Agency\* and of the Board of  
Directors thereof

\*a Municipal Water District



**EXHIBIT 1**

**INLAND EMPIRE UTILITIES AGENCY\*  
MAINTENANCE EQUIPMENT RENTAL RATES  
FISCAL YEAR 2018/19**

**GOVERNMENTAL AGENCIES WITHIN IEUA SERVICE BOUNDARIES**

		<b>RATE IN FORCE</b>
CCTV Camera Equipment Truck		
With one operator	per hour portal-to-portal	92.88
With two operators	per hour portal-to-portal	161.17
Jetter Vactor		
With one operator	per hour portal-to-portal	85.69
With two operators	per hour portal-to-portal	153.98
Gap Vactor Truck		
With one operator	per hour portal-to-portal	102.46
With two operators	per hour portal-to-portal	170.75
Safety Van		
With one operator	per hour portal-to-portal	69.69
With two operators	per hour portal-to-portal	133.88
Water Truck		
With one operator	per hour portal-to-portal	76.38
With two operators	per hour portal-to-portal	144.67

**ACTION  
ITEM**

**2B**



**Date:** June 20, 2018

#HR

**To:** The Honorable Board of Directors

**From:** Halla Razak, General Manager

**Committee:** Finance & Administration

06/13/18

**Executive Contact:** Christina Valencia, Executive Manager of Finance & Administration/AGM

**Subject:** Adopt Resolution No. 2018-6-9 for FY 2018/19 Appropriations Limit

**Executive Summary:**

In accordance with State Legislation Proposition 4 and Proposition 111, the Agency annually adopts an appropriations limit, or limit to the amount of property tax proceeds that can be spent each year.

To calculate the annual appropriations limit, the Agency applies population growth and per capita personal income tax (PIT) growth factors to the prior year's appropriations limit. For FY 2018/19, San Bernardino County population increased by 0.91% and the State of California PIT index was 1.0367. As a result, the Agency's total appropriations limit for FY 2018/19 is \$186.2 million, an increase of \$8.2 million, or 4.6 percent, compared to the limit of \$178.0 million for the current fiscal year. The expenses that will utilize anticipated property tax revenue of \$47.9 million are well below the FY 2018/19 calculated appropriations limit.

The calculation of the FY 2018/19 appropriations limit has been affirmed by the external auditors, and the state required minimum 15-day notice of the Agency's intent to adopt the appropriations limit and documentation of staff's determination of the limit has been met.

**Staff's Recommendation:**

Adopt Resolution No. 2018-6-9, establishing the appropriations limit for Fiscal Year 2018/19.

**Budget Impact** *Budgeted (Y/N):* N *Amendment (Y/N):* N *Amount for Requested Approval:*

*Account/Project Name:*

**Fiscal Impact** *(explain if not budgeted):*

The appropriations limit will not affect the Agency's proposed spending levels or reserves, as the proposed expenditures are projected to be supported primarily by non-ad valorem tax revenue sources, such as user fees and rates. Expenses that will utilize tax revenue are expected to be well below the FY 2018/19 appropriations limit.

Full account coding (internal AP purposes only):      -      -      -      Project No.:

**Prior Board Action:**

On June 21, 2017, the Board of Directors adopted Resolution No. 2017-6-9, establishing the appropriations limit for FY 2017/18.

---

**Environmental Determination:**

Not Applicable

---

**Business Goal:**

Establishing the appropriations limit for FY 2018/19 is consistent with the Agency's business goal of Fiscal Responsibility in funding and appropriation.

---

**Attachments:**

Attachment 1 - Background

Attachment 2 - Resolution No. 2018-6-9

## Background

---

Subject: Adoption of Resolution No. 2018-6-9, Establishing the Appropriations Limit for Fiscal Year (FY) 2018-19

---

One year after the adoption of Proposition 13 (People's Initiative to Limit Property Taxation), the State Legislature adopted Proposition 4 (Gann Limit Initiative) in November 1979 to place a limit (Appropriations Limit) on the amount of property tax proceeds that the state and local government can authorize to expend (appropriate) during any fiscal year.

The purpose of Proposition 4 (1979), created under Article XI 11B of the California Constitution, and later amended by Proposition 111 (1990), was to hold government expenditures at their 1978-79 level, adjusted for changes in cost of living and population. Proposition 111 reset the base year from 1978-79 to 1986-87 and allowed local jurisdictions to choose among measures of population growth, inflation, or per capita personal income tax (PIT) index to calculate appropriations limits.

Accordingly, the Agency's appropriations limit 1978-79 base year calculation was retroactively modified each year for changes in one of two factors. The Agency applies the population and PIT factors to calculate its annual appropriations limit (Exhibit II of Resolution No. 2018-6-9). For FY 2018/19, both factors changed as follows: San Bernardino population increased by 0.91%, and the State of California PIT index was 3.67%.

Based on the change in population and PIT index, the Agency's total appropriations limit for FY 2018/19 is \$186.2 million, an increase of \$8.2 million compared to \$178.0 million for FY 2017/18. The Agency's FY 2018/19 budget subject to the appropriations limit is \$48 million, equal to the projected amount of property tax proceeds. This is well below the FY calculated limit.

**RESOLUTION NO. 2018-6-9**

**RESOLUTION OF THE BOARD OF DIRECTORS OF INLAND  
EMPIRE UTILITIES AGENCY\*, SAN BERNARDINO COUNTY,  
CALIFORNIA, ESTABLISHING AN APPROPRIATIONS LIMIT FOR  
FISCAL YEAR 2018/19**

**WHEREAS**, on November 6, 1979, Proposition 4 on the ballot for the Special Election added Article XIII B to the Constitution, effective July 1, 1980, placing various limits on the fiscal powers of state and local governments;

**WHEREAS**, implementing legislation, Chapter 1205 Statutes of 1980 (SB 1352) became effective January 1, 1981, wherein the appropriations may increase each year by an amount equal to the percentage change in population from January to January each year and the lower of two price changes, i.e., either the U.S. March to March Consumer Price Index (CPI), or the fourth quarter per Capita Personal Income Index;

**WHEREAS**, Article XIII B and its implementing legislation were modified by Proposition 111 and SB88 (Chapter 60/90) to establish new annual adjustment factors beginning with the 1990/91 Appropriations Limit;

**WHEREAS**, Inland Empire Utilities Agency\*, as a local government, is required under Article XIII B to annually establish an appropriations limit for the following fiscal year;

**WHEREAS**, Resolution No. 81-6-7 was adopted on June 24, 1981, setting forth definitions, declarations, findings, and determinations concerning the applicability of Article XIII B to the individual funds of the Agency;

**WHEREAS**, those definitions, declarations, findings, and determinations are modified as specifically provided herein;

**WHEREAS**, it is Inland Empire Utilities Agency's\* intent to establish this year's Appropriations Limit, following the California League of Cities Uniform Guidelines dated March 1991; and

**WHEREAS**, except for data on non-residential assessed valuation due to new construction (since 1986/87), data concerning per capita personal income and population changes necessary for determining the Fiscal Year 2018/19 Appropriation Limits are now available.

**NOW, THEREFORE**, the Inland Empire Utilities Agency\* does hereby RESOLVE and DETERMINE as follows:

Section 1. The Board of Directors has determined to select the State of California Per Capita Personal Income as its inflation adjustment factor, in the absence of up-to-date data

on non-residential assessed valuation. The Board reserves the right to change its selection of the inflation adjustment factor once the assessment data are available.

Section 2. The Board has determined to select the San Bernardino County's population growth (since 1986/87) as its population adjustment factor.

Section 3. Appropriations Limit. That pursuant to Section 7910 of the Government Code, the Board of Directors does hereby establish the following Appropriations Limit for Fiscal Year 2018/19 is \$186,218,352.

Section 4. Publication. Pursuant to Government Code Section 37200 the Appropriations Limit and the Total Appropriations Subject to Limitation will be published in the annual budget.

Section 5. Filing. That after a 45-day period to allow for public review and comment, the Board Secretary is hereby authorized and directed to file a certified copy of this Resolution with the State Auditor Controller.

Section 6. That upon adoption of this Resolution, Resolution No. 2017-6-9 is hereby rescinded in its entirety.

Adopted this 20<sup>th</sup> day of June, 2018

---

Steven J. Elie  
President of the Inland Empire Utilities Agency\*  
and of the Board of Directors thereof

ATTEST:

---

Jasmin A. Hall  
Secretary/ Treasurer of the Inland Empire  
Utilities Agency\* and of the Board of  
Directors thereof

(SEAL)

\*A Municipal Water District



STATE OF CALIFORNIA            )  
  )SS  
COUNTY OF SAN BERNARDINO)

I, Jasmin A. Hall, Secretary/Treasurer of the Inland Empire Utilities Agency\*, DO  
HEREBY CERTIFY that the foregoing Resolution being No. 2018-6-9, was adopted at a regular  
meeting on June 20, 2018, of said Agency by the following vote:

AYES:

NOES:

ABSTAIN:

ABSENT:

\_\_\_\_\_  
Jasmin A. Hall  
Secretary/Treasurer

(SEAL)

\* A Municipal Water District

**APPROPRIATIONS LIMIT**

Article XIII B of the California State Constitution, more commonly referred to as the GANN Initiative or GANN Limit, was adopted by California voters in 1980 and placed limits on the amount of taxes that state and local governmental agencies can receive and appropriate (authorize to spend) each year.

The limit is different for each agency and changes each year. The annual limit is based on the amount of tax proceeds that were authorized to be spent in Fiscal Year (FY) 1978-1979 in each agency, modified for changes in inflation and population in each subsequent year. Proposition 111 was passed by the State’s voters in June 1990. This legislation made changes to the manner in which the Appropriations Limit is to be calculated.

The annual adjustment factors for inflation and population have been changed. Instead of using the lesser of the State of California per capita income or U.S. CPI, each agency may choose either the growth in the State of California per capita income or the growth in assessed valuation due to new non-residential construction within the agency service area. For population, each agency may choose to use the population growth within its county instead of using only the population growth of an agency’s service area. These are both annual elections.

An agency which exceeds the limit in any one year may choose to not give a tax refund if they fall below the limit in the next fiscal year. They then have two more years to refund any remaining excess or to obtain a successful override vote. In certain situation, proceeds of taxes may be spent on emergencies without having to reduce the limit in the future years. Each agency must now conduct a review of its Appropriations Limit during its annual financial audits.

The legislation also requires a governing body to annually adopt, by resolution, an appropriations limit for the following year, along with a recorded vote regarding which of the annual adjustment factors have been selected. The Inland Empire Utility Agency’s appropriation limit and annual adjustment factors are adopted at the same meeting as the budget. The two factors used for the Fiscal Year 2018/19 are the change in the State of California per capita personal income and the change in the San Bernardino County population.

The following table shows the annual appropriations limit and the proceeds from taxes for the last five years and for FY 2018/19. The change in the limit is based upon population change of 1.01% within the county and a per capita personal income change of 3.67%, as provided by the State Department of Finance.

Fiscal Year	Annual Appropriations Limit	Proceeds of Taxes (Appropriations)
2013/14	\$149,385,503	\$ 33,351,677
2014/15	\$150,204,136	\$ 40,203,474
2015/16	\$159,570,580	\$ 41,156,629
2016/17	\$169,703,311	\$ 44,704,800
2017/18	\$178,006,894	\$ 46,046,000
<b>2018/19</b>	<b>\$186,218,352</b>	<b>\$ 47,887,800</b>

Since the implementation of this legislation (effective 1981 then modified in 1990), Inland Empire Utilities Agency has annually established and adopted an appropriations limit and has been in compliance.

EXHIBIT II

**INLAND EMPIRE UTILITIES AGENCY**  
 Proposed Budget Fiscal Year 2018/19  
 Appropriations Limit Calculation

	Agency Total
2017/18 Appropriations Limit	\$178,006,894
2018/19 Change in Per Capital Personal income 1.03670	
2018/19 Change in Population 1.00910	
Ratio of Change (1.03670 x 1.00910)	1.04613
<b>2018/19 APPROPRIATIONS LIMIT</b>	<b>\$186,218,352</b>

	Agency Total
Total Expenses	\$156,824,555
Net Change in Capital Outlay	79,805,130
Debt Service	<u>25,274,546</u>
Subtotal of Appropriations	\$261,904,231
Increase/(Decrease) in Working Capital Reserves	<u>21,821,937</u>
Total Appropriations	\$283,726,168
Less: Non-Tax Proceeds	<u>(235,838,368)</u>
<b>APPROPRIATIONS SUBJECT TO LIMITATION</b>	<b>\$47,887,800</b>

**INFORMATION  
ITEM**

**3A**

**Date:** June 20, 2018

**To:** The Honorable Board of Directors

**Committee:** Finance & Administration

**From:** Halla Razak, General Manager

HR

06/13/18

**Executive Contact:** Christina Valencia, Executive Manager of Finance & Administration/AGM

**Subject:** Treasurer's Report of Financial Affairs

---

**Executive Summary:**

The Treasurer's Report of Financial Affairs for the month ended April 30, 2018 is submitted in a format consistent with the State requirement.

For the month of April 2018, total cash, investments, and restricted deposits of \$221,618,540 reflects an increase of \$14,818,924 compared to the total of \$206,799,616 reported for March 2018. The increase was primarily due to property tax receipts of \$11.7 million. As a result, the average days of cash on hand for the month ended April 30, 2018 increased from 267 days to 280 days.

The Agency's investment portfolio yield in April 2018 was 1.777%, an increase of 0.343% compared to the March yield of 1.434%. The increase can be attributed to more favorable market yields.

---

**Staff's Recommendation:**

The Treasurer's Financial Affairs Report for the month ended April 30, 2018 is an informational item for the Board of Director's review.

---

**Budget Impact** Budgeted (Y/N): N Amendment (Y/N): N Amount for Requested Approval:

Account/Project Name:

**Fiscal Impact** (explain if not budgeted):

Interest earned on the Agency's investment portfolio increases the Agency's overall reserves.

**Prior Board Action:**

On May 16, 2018, the Board of Directors approved the Treasurer's Financial Affairs Report for the month ended March 31, 2018.

---

**Environmental Determination:**

Not Applicable

---

**Business Goal:**

The Financial Affairs report is consistent with the Agency's Business Goal of Fiscal Responsibility in providing financial reporting that accounts for cash and investment activities to fund operating requirements and to optimize investment earnings.

---

**Attachments:**

- Attachment 1 - Apr. 18 Financial Affairs - Background
- Attachment 2 - Apr. 18 Financial Affairs - Powerpoint
- Attachment 3 - Apr. 18 Financial Affairs Report

## Background

Subject: Treasurer's Report of Financial Affairs

The Treasurer's Report of Financial Affairs for the month ended April 30, 2018 is submitted in a format consistent with State requirements. The monthly report denotes investment transactions that have been executed in accordance with the criteria stated in the Agency's Investment Policy (Resolution No. 2018-2-5).

Agency total cash, investments, and restricted deposits for the month ended April 30, 2018 was \$221.6 million, an increase of \$14.8 million from the \$206.8 million reported for the month ended March 31, 2018. The increase was primarily due to receipt of \$11.7 million of property and RDA taxes.

Pursuant to a duly authorized and executed investment advisory contract, Inland Empire Utilities Agency investment manager, PFM Asset Management LLC has been delegated the authority to select, buy and sell investments on IEUA's behalf beginning in April 2018.

Table 1 represents the Agency portfolio, by authorized investment and duration, with total portfolio amount of \$151.4 million. The Agency portfolio excludes restricted deposits in the amount of \$65.5 million held by member agencies and with fiscal agents.

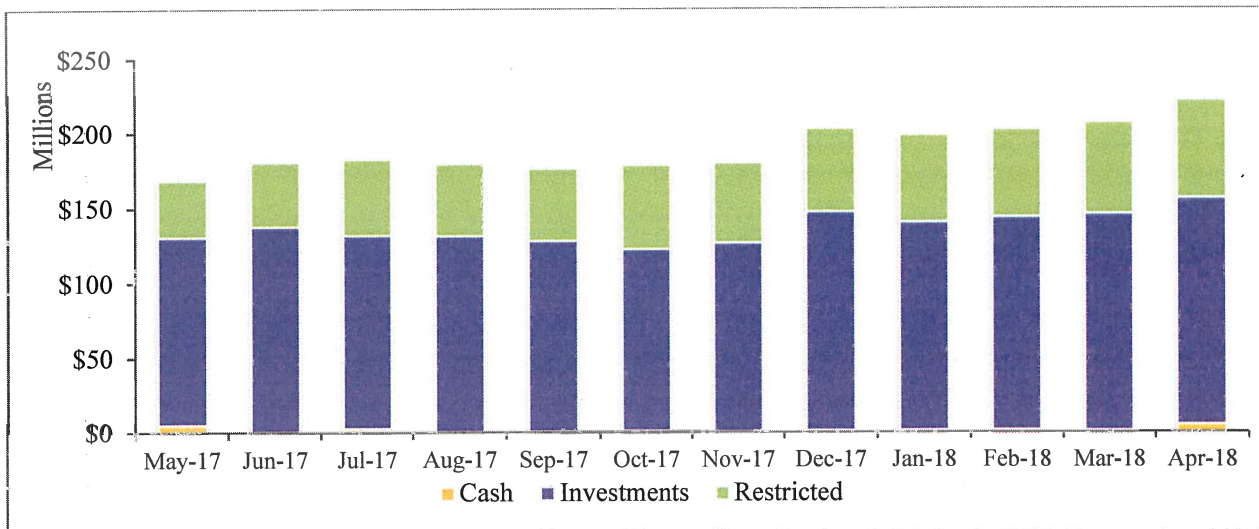
**Table 1: Agency Portfolio**

Authorized Investments	Allowable Threshold (\$ million or %)	Investment Value as of April 30, 2018 (\$ million)				Average Yield	Portfolio % (Unrestricted)
		Under 1 Year	1-3 Years	Over 3 Years	Total		
LAIF	\$65	\$28.51			\$28.51	1.66%	18.83%
CalTrust	n/a	\$0.01			\$0.01	2.10%	0.01%
CAMP	n/a	\$23.40			\$23.40	1.84%	15.46%
Citizens Business Bank – Sweep	40%	\$23.00			\$23.00	0.70%	15.20%
Brokered Certificates of Deposit	30%	\$0.97	\$0.24		\$ 1.21	1.73%	0.80%
Medium Term Notes	30%	\$7.57	\$2.31	\$9.25	\$19.13	2.29%	12.64%
Municipal Bonds	10%		\$1.00		\$ 1.00	1.75%	0.66%
US Treasury Notes	n/a		\$7.13	\$11.16	\$18.29	2.46%	12.08%
US Gov't Securities	n/a	\$8.00	\$27.21	\$1.60	\$36.81	1.90%	24.32%
<b>Total</b>		<b>\$91.46</b>	<b>\$37.89</b>	<b>\$22.01</b>	<b>\$151.36</b>	<b>1.78%</b>	<b>100.00%</b>

For the month of April 2018, total cash, investments, and restricted deposits reflects an increase of \$14.8 million compared to the March 2018 total, as reported in Figure 1. Unrestricted cash and cash equivalents increased by \$10.4 million from the prior month, and restricted cash increased by \$4.4 million.

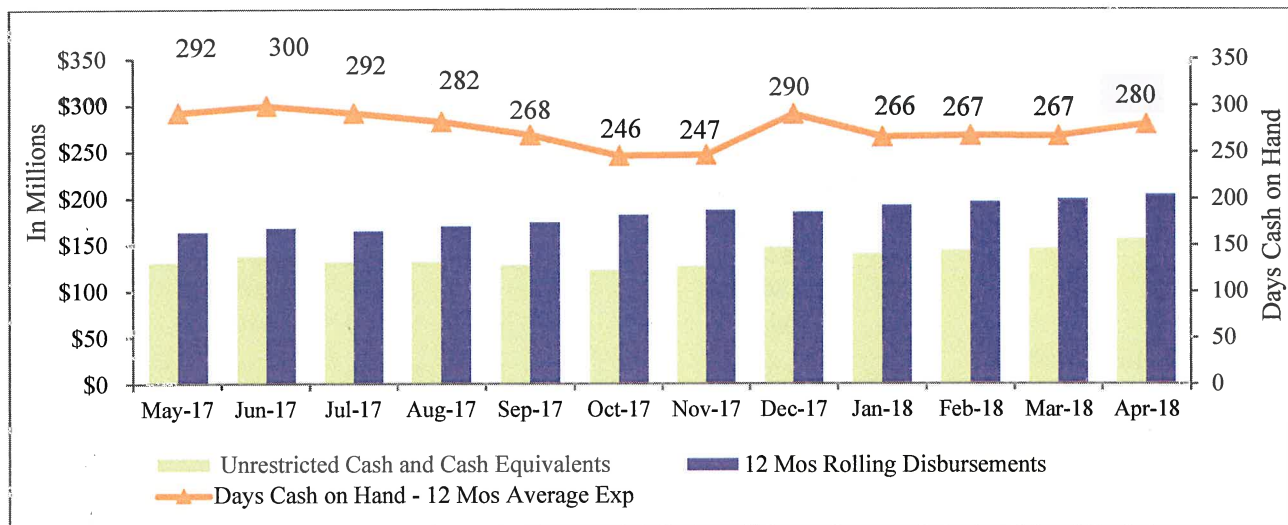


**Figure 1: Cash, Investments, and Restricted Deposits**



Average days cash on hand is calculated using the monthly ending balance of unrestricted cash and cash equivalents divided by disbursements associated with operating expenses, debt service, and capital expenditures as recorded in the Agency’s cash flow. The average days of cash on hand for the month ended April 30, 2018 increased from 267 days to 280 days as shown in Figure 2.

**Figure 2: Days Cash on Hand – 12 Month Rolling Average**



Monthly cash and investment summaries are available on the Agency’s website at [www.ieua.org/fy-2017-18-cash-and-investment/](http://www.ieua.org/fy-2017-18-cash-and-investment/).

# Treasurer's Report of Financial Affairs for April 30, 2018



# Agency Liquidity

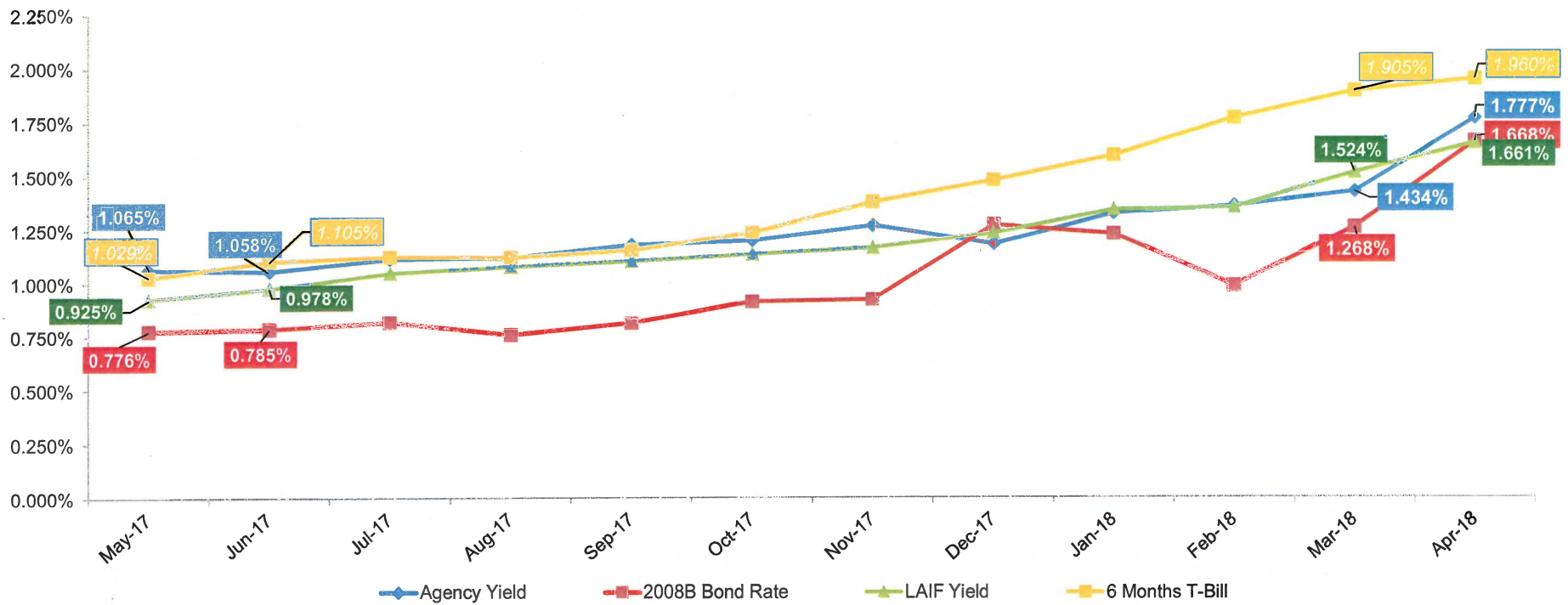
- Increase in total portfolio is mainly due to property tax receipts.

Liquidity			
Description	April (\$ million)	March (\$ million)	Increase/ (Decrease) (\$ million)
Total Cash, Investments, and Restricted Deposits	\$221.6	\$206.8	\$14.8
Total Investment Portfolio	\$151.4	\$144.8	\$6.6
Investment Portfolio Yield	1.777%	1.434%	0.343%
Weighted Average Duration (Years)	1.08	0.63	0.45
Average Cash on Hand (days)	280	267	13

Monthly cash and investment summaries available at: [www.ieua.org/fy-2017-18-cash-and-investment/](http://www.ieua.org/fy-2017-18-cash-and-investment/)



# Month End Portfolio Yield Comparison



# Questions



The Treasurer's Report of Financial Affairs is consistent with the Agency's business goal of fiscal responsibility.

## TREASURER'S REPORT OF FINANCIAL AFFAIRS

For the Month Ended April 30, 2018



All investment transactions have been executed in accordance with the criteria stated in the Agency's Investment Policy (Resolution No. 2018-2-5) adopted by the Inland Empire Utilities Agency's Board of Directors during its regular meeting held on February 21, 2018.

The funds anticipated to be available during the next six-month period are expected to be sufficient to meet all foreseen expenditures during the period.

\* A Municipal Water District

**INLAND EMPIRE UTILITIES AGENCY**  
**Cash and Investment Summary**

Month Ended  
April 30, 2018

	<u>April</u>	<u>March</u>
<b><u>Cash, Bank Deposits, and Bank Investment Accounts</u></b>	\$4,789,085	\$905,270
<b><u>Investments</u></b>		
Citizens Business Bank (CBB) Repurchase (Sweep)	\$22,996,141	\$22,281,616
Local Agency Investment Fund (LAIF)	28,507,436	42,371,018
CalTrust	12,680	21,269,741
California Asset Management Program (CAMP)	23,399,528	23,364,198
Certificates of Deposit	1,205,000	1,205,000
Municipal Bonds	998,315	998,222
Medium Term Notes	19,126,503	11,073,015
U.S. Treasury Notes	18,293,035	1,994,799
U.S. Government Sponsored Entities	36,820,177	20,238,204
<b>Total Investments</b>	<u>\$151,358,815</u>	<u>\$144,795,813</u>
 <b>Total Cash and Investments Available to the Agency</b>	 <u>\$156,147,900</u>	 <u>\$145,701,083</u>
 <b><u>Restricted Deposits</u></b>		
Debt Service Accounts	\$4,110,675	\$2,556,978
Capital Capacity Reimbursement Account (CCRA) Deposits Held by Member Agencies	48,403,565	45,643,746
California Employers' Retirement Benefit Trust Account - CERBT (Other Post Employment Benefits - OPEB)	12,130,563	12,114,537
Escrow Deposits	825,837	783,272
<b>Total Restricted Deposits</b>	<u>\$65,470,640</u>	<u>\$61,098,533</u>
 <b>Total Cash, Investments, and Restricted Deposits</b>	 <u><u>\$221,618,540</u></u>	 <u><u>\$206,799,616</u></u>



**INLAND EMPIRE UTILITIES AGENCY**  
**Cash and Investment Summary**

Month Ended  
April 30, 2018

**Cash, Bank Deposits, and Bank Investment Accounts**

CBB Demand Account (Negative offset by CBB Sweep Balance)	\$470,632
CBB Payroll Account	-
CBB Workers' Compensation Account	36,337
Subtotal Demand Deposits	\$506,969

**Other Cash and Bank Accounts**

Petty Cash	\$2,250
Subtotal Other Cash	\$2,250

**US Bank Pre-Investment Money Market Account**

\$4,279,866

***Total Cash and Bank Accounts***

\$4,789,085

**Investments**

**CBB Repurchase (Sweep) Investments**

Small Business Administration Pass-Through	\$12,539,810
Freddie Mac Bond	10,456,331
Subtotal CBB Repurchase (Sweep)	\$22,996,141

**Local Agency Investment Fund (LAIF)**

LAIF Fund	\$28,507,436
Subtotal Local Agency Investment Fund	\$28,507,436

**CalTrust**

Short Term	\$8,782
Medium Term - Restricted	3,898
Subtotal CalTrust	\$12,680

**California Asset Management Program (CAMP)**

Pool	\$23,399,528
Subtotal CAMP	\$23,399,528

**INLAND EMPIRE UTILITIES AGENCY**  
**Cash and Investment Summary**

Month Ended  
April 30, 2018

**Investments Continued**

**Brokered Certificates of Deposit**

Brokered Certificates of Deposit	\$1,205,000
Subtotal Brokered Certificates of Deposit	\$1,205,000

**Municipal Bonds**

State and Local Municipal Bonds	\$998,315
Subtotal Municipal Bonds	\$998,315

**Medium Term Notes**

JP Morgan Chase & Co	999,986
Johnson & Johnson	2,005,790
Microsoft	2,055,645
Exxon Mobil	2,508,594
Wells Fargo Bank	1,504,265
UPS of America Inc	800,651
American Honda Finance	767,370
Boeing Co	804,375
Toyota Motor	978,852
Bank of NY Mellon	1,371,312
American Express	785,617
Walt Disney Company	798,837
Visa Inc	795,636
Bank of America	769,495
Oracle Corp	1,389,214
Burlington North Santa Fe Corp	790,864
Subtotal Medium Term Notes	19,126,503

**U.S. Treasury Notes**

Treasury Note	\$18,293,035
Subtotal U.S. Treasury Notes	\$18,293,035

**INLAND EMPIRE UTILITIES AGENCY**  
**Cash and Investment Summary**

Month Ended  
April 30, 2018

**Investments Continued**

**U.S. Government Sponsored Entities**

Fannie Mae Bank	\$7,856,326
Freddie Mac Bank	9,503,178
Federal Farm Credit Bank	7,999,457
Federal Home Loan Bank	11,461,216
Subtotal U.S. Government Sponsored Entities	<hr/> \$36,820,177

***Total Investments***

---

\$151,358,815

**Restricted Deposits**

**Debt Service**

2008B Debt Service Accounts	\$2,558,488
2010A Debt Service Accounts	3
2017A Debt Service Accounts	1,552,184
Subtotal Debt Service	<hr/> \$4,110,675

**CCRA Deposits Held by Member Agencies**

City of Chino	\$9,177,626
Cucamonga Valley Water District	5,573,344
City of Fontana	7,148,939
City of Montclair	1,147,507
City of Ontario	15,649,144
City of Chino Hills	7,675,578
City of Upland	2,031,427
Subtotal CCRA Deposits Held by Member Agencies	<hr/> \$48,403,565

**CalPERS**

CERBT Account (OPEB)	\$12,130,563
Subtotal CalPERS Accounts	<hr/> \$12,130,563

**INLAND EMPIRE UTILITIES AGENCY**  
**Cash and Investment Summary**

Month Ended  
April 30, 2018

**Restricted Deposits Continued**

**Escrow Deposits**

Kemp Brothers Construction

\$818,349

Subtotal Escrow Deposits

\$825,837

***Total Restricted Deposits***

\$65,470,640

***Total Cash, Investments, and Restricted Deposits as of April 30, 2018***

\$221,618,540

Total Cash, Investments, and Restricted Deposits as of 4/30/18

\$221,618,540

Less: Total Cash, Investments, and Restricted Deposits as of 3/31/18

206,799,616

***Total Monthly Increase (Decrease)***

\$14,818,924

# INLAND EMPIRE UTILITIES AGENCY

## Cash and Investment Summary

Month Ended  
April 30, 2018

	Credit Rating @ Purchase		CHANGES IN Credit Rating		Par	Cost Basis	Term	April	% Coupon	% Yield to Maturity	Maturity	Market
	S&P	Moody's	S&P	Moody's	Amount	Amount	(Days)	Value			Date	Value
<b>Cash, Bank Deposits, and Bank Investment Accounts</b>												
<b>Citizens Business Bank (CBB)</b>												
Demand Account*					\$470,632	\$470,632	N/A	\$470,632		N/A	N/A	\$470,632
Payroll Checking					0	0	N/A	0		N/A	N/A	0
Workers' Compensation Account					36,337	36,337	N/A	36,337		N/A	N/A	36,337
Subtotal CBB Accounts					<u>\$506,969</u>	<u>\$506,969</u>		<u>\$506,969</u>				<u>\$506,969</u>
<b>US Bank (USB)</b>												
Federated Automated MMA					\$4,279,866	\$4,279,866	N/A	\$4,279,866		1.22%	N/A	\$4,279,866
Subtotal USB Account					<u>\$4,279,866</u>	<u>\$4,279,866</u>		<u>\$4,279,866</u>		1.22%		<u>\$4,279,866</u>
Petty Cash					\$2,250	\$2,250	N/A	\$2,250		N/A	N/A	\$2,250
<b>Total Cash, Bank Deposits and Bank Investment Accounts</b>					<u><b>\$4,789,085</b></u>	<u><b>\$4,789,085</b></u>		<u><b>\$4,789,085</b></u>				<u><b>\$4,789,085</b></u>
<i>*Negative demand checking balance is offset by the Daily Repurchase (Sweep) Account balance</i>												
<b>Investments</b>												
<b>CBB Daily Repurchase (Sweep) Accounts</b>												
Small Business Administration Pass-Through					\$12,539,810	\$12,539,810	N/A	\$12,539,810		0.70%	N/A	\$12,539,810
Freddie Mac Bond					\$10,456,331	\$10,456,331		\$10,456,331		0.70%		\$10,456,331
Subtotal CBB Repurchase Accounts					<u>\$22,996,141</u>	<u>\$22,996,141</u>		<u>\$22,996,141</u>		0.70%		<u>\$22,996,141</u>
<b>LAIF Accounts</b>												
Non-Restricted Funds					\$28,507,436	\$28,507,436	N/A	\$28,507,436		1.661%	N/A	\$28,507,436
Subtotal LAIF Accounts					<u>\$28,507,436</u>	<u>\$28,507,436</u>		<u>\$28,507,436</u>		1.661%		<u>\$28,507,436</u>
<b>CALTRUST Accounts</b>												
Short-Term					\$8,782	\$8,782	N/A	\$8,782		1.96%	N/A	\$8,782
Medium-Term (Self Insurance Reserves)					3,898	3,898	N/A	3,898		2.43%	N/A	3,898
Subtotal CalTrust Accounts					<u>\$12,680</u>	<u>\$12,680</u>		<u>\$12,680</u>		2.104%		<u>\$12,680</u>
<b>CAMP Accounts</b>												
Short-Term					\$23,399,528	\$23,399,528	N/A	\$23,399,528		1.84%	N/A	\$23,399,528
Subtotal CAMP Accounts					<u>\$23,399,528</u>	<u>\$23,399,528</u>		<u>\$23,399,528</u>		1.84%		<u>\$23,399,528</u>
<b>Brokered Certificates of Deposit (CDs)</b>												
American Express Bank	N/A				240,000	240,000	1097	240,000	1.70%	1.70%	07/16/18	239,901
American Express Centurion	N/A				240,000	240,000	1097	240,000	1.70%	1.70%	07/16/18	239,901
Ally Bank	N/A				243,000	243,000	722	243,000	1.45%	1.45%	03/11/19	241,689
Wells Fargo Bank	N/A				242,000	242,000	729	242,000	1.55%	1.55%	03/15/19	240,883
Synchrony Bank	N/A				240,000	240,000	1827	240,000	2.25%	2.25%	10/02/20	237,427
Subtotal Brokered CDs					<u>\$1,205,000</u>	<u>\$1,205,000</u>		<u>\$1,205,000</u>		1.73%		<u>\$1,199,801</u>

# INLAND EMPIRE UTILITIES AGENCY

## Cash and Investment Summary

Month Ended  
April 30, 2018

	Credit Rating @ Purchase		CHANGES IN Credit Rating		Par	Cost Basis	Term	April	%	%	Maturity	Market
	S&P	Moody's	S&P	Moody's	Amount	Amount	(Days)	Value	Coupon	Yield to Maturity	Date	Value
<b>Investments (continued)</b>												
<b>US Treasury Note</b>												
US Treasury Note					\$2,000,000	\$1,990,000	808	1,995,145	1.125%	1.35%	05/31/19	\$1,974,532
US Treasury Note					\$3,000,000	\$2,937,305	819	2,938,289	1.500%	2.46%	07/15/20	\$2,933,673
US Treasury Note					\$2,225,000	\$2,201,012	1019	2,201,315	2.125%	2.53%	01/31/21	\$2,196,144
US Treasury Note					\$2,615,000	\$2,588,544	1201	2,588,848	2.250%	2.57%	07/31/21	\$2,580,372
US Treasury Note					\$2,555,000	\$2,480,346	1323	2,481,112	1.750%	2.60%	11/30/21	\$2,472,162
US Treasury Note					\$2,500,000	\$2,418,750	1436	2,419,073	1.875%	2.75%	03/31/22	\$2,421,680
US Treasury Note					\$2,550,000	\$2,476,090	1474	2,476,772	1.875%	2.64%	04/30/22	\$2,467,324
US Treasury Note					\$1,260,000	\$1,191,980	1778	1,192,481	1.500%	2.69%	02/28/23	\$1,187,008
Subtotal US Treasuries					\$18,705,000	\$18,284,027		\$18,293,035		2.46%		\$18,232,895
<b>U.S. Government Sponsored Entities</b>												
Federal Home Loan Bank	AA+	Aaa			1,000,000	1,000,380	713	1,000,138	1.25%	1.23%	01/18/19	993,443
Federal Farm Credit Bank	AA+	Aaa			3,000,000	3,000,000	1,079	3,000,000	1.15%	1.15%	02/22/19	2,972,892
Federal Home Loan Bank	AA+	Aaa			1,000,000	1,003,132	1,023	1,000,986	1.25%	1.14%	03/15/19	991,438
Federal Farm Credit Bank	AA+	Aaa			1,500,000	1,499,410	720	1,499,726	1.40%	1.42%	03/27/19	1,487,992
Federal Farm Credit Bank	AA+	Aaa			1,500,000	1,499,401	720	1,499,731	1.40%	1.42%	03/27/19	1,487,992
Federal Home Loan Bank	AA+	Aaa			2,000,000	1,997,600	801	1,998,838	1.375%	1.43%	05/24/19	1,979,738
Federal Farm Credit Bank	AA+	Aaa			2,000,000	2,000,000	1,460	2,000,000	1.52%	1.52%	06/24/19	1,980,626
Freddie Mac Bond	AA+	Aaa			1,500,000	1,500,000	1,080	1,500,000	1.15%	1.15%	07/26/19	1,477,695
Fannie Mae Step Bond	AA+	Aaa			1,500,000	1,500,000	1,080	1,500,000	1.25%	1.33%	07/26/19	1,484,153
Fannie Mae Bond	AA+	Aaa			900,000	899,460	1,153	899,460	1.25%	1.27%	08/23/19	886,461
Fannie Mae Bond	AA+	Aaa			1,350,000	1,350,000	1,157	1,350,000	1.25%	1.25%	08/26/19	1,329,533
Freddie Mac Bond	AA+	Aaa			3,000,000	2,972,928	1,359	2,989,507	1.25%	1.50%	10/02/19	2,950,293
Federal Home Loan Bank	AA+	Aaa			5,000,000	4,965,250	657	4,965,571	2.13%	2.52%	02/11/20	4,965,890
Federal Home Loan Bank	AA+	Aaa			2,500,000	2,495,600	712	2,495,683	2.38%	2.47%	03/30/20	2,493,305
Freddie Mac Bond	AA+	Aaa			2,500,000	2,485,350	1,036	2,485,549	2.38%	2.59%	02/16/21	2,479,488
Freddie Mac Bond	AA+	Aaa			2,550,000	2,527,994	1,028	2,528,122	2.38%	2.70%	02/16/21	2,529,077
Fannie Mae Bond	AA+	Aaa			2,510,000	2,502,671	1,092	2,502,764	2.50%	2.60%	04/13/21	2,495,254
Fannie Mae Bond	AA+	Aaa			1,655,000	1,603,678	1,632	1,604,102	2.00%	2.74%	10/05/22	1,596,436
Subtotal U.S. Gov't Sponsored Entities					\$36,965,000	\$36,802,854		\$36,820,177		1.90%		\$36,581,706
(As of August 2011, all US GSE's have been downgraded to AA+ Rating by S&P)												
<b>Municipal Bonds</b>												
San Diego Redevelopment Agency	AA	N/R			\$1,000,000	\$996,800	934	998,315	1.625%	1.75%	09/01/19	\$988,820
Subtotal State and Local Municipal Bonds					\$1,000,000	\$996,800		\$998,315		1.75%		\$988,820

# INLAND EMPIRE UTILITIES AGENCY

## Cash and Investment Summary

Month Ended  
April 30, 2018

	Credit Rating @ Purchase		CHANGES IN Credit Rating		Par	Cost Basis	Term	April	% Coupon	% Yield to Maturity	Maturity	Market
	S&P	Moody's	S&P	Moody's	Amount	Amount	(Days)	Value			Date	Value

### Investments (continued)

#### Medium Term Notes

JP Morgan Chase & Co	A-	A3			1,000,000	999,000	1,037	999,986	1.625%	1.66%	05/15/18	999,710
Johnson & Johnson	AAA	Aaa			2,000,000	2,027,480	1,044	2,005,790	1.65%	1.16%	12/05/18	1,991,642
Microsoft	AAA	Aaa			2,050,000	2,076,691	1,045	2,055,645	1.625%	1.16%	12/06/18	2,042,200
Exxon Mobil	AA+	Aaa			1,000,000	1,005,750	763	1,002,309	1.708%	1.43%	03/01/19	995,049
Exxon Mobil	AA+	Aaa			1,500,000	1,506,285	712	1,506,285	1.819%	1.60%	03/15/19	1,492,395
Wells Fargo Bank	A+	Aa2			1,500,000	1,511,655	1,061	1,504,265	1.75%	1.48%	05/24/19	1,485,768
UPS of America Inc	A+	A1			725,000	802,046	714	800,651	8.38%	2.75%	04/01/20	799,002
American Honda Finance	A+	A2			800,000	767,016	1,181	767,370	1.65%	3.00%	07/12/21	764,071
Boeing Co	A	A2			680,000	805,678	1,215	804,375	8.75%	2.88%	08/15/21	801,294
Toyota Motor	AA-	Aa3			1,000,000	978,790	1,355	978,852	2.60%	3.21%	01/11/22	979,015
Bank of NY Mellon	A	A1			1,400,000	1,371,048	1,391	1,371,312	2.60%	3.13%	02/07/22	1,367,528
American Express	A-	A2			800,000	785,488	1,415	785,617	2.70%	3.20%	03/03/22	782,934
Walt Disney Company	A+	A2			815,000	798,692	1,416	798,837	2.45%	3.00%	03/04/22	794,269
Visa Inc	A+	A1			825,000	795,407	1,611	795,636	2.15%	3.03%	09/15/22	790,785
Bank of America	A-	A3			800,000	769,264	1,647	769,495	2.50%	3.43%	10/21/22	764,889
Oracle Corp	AA-	A1			1,420,000	1,389,001	1,763	1,389,214	2.63%	3.11%	02/15/23	1,379,375
Burlington North Santa Fe Corp	A+	A3			800,000	790,800	1,792	790,864	3.00%	3.26%	03/15/23	785,457
<b>Subtotal Medium Term Notes</b>					<b>\$19,115,000</b>	<b>\$19,180,091</b>		<b>\$19,126,503</b>		<b>2.28%</b>		<b>\$19,015,383</b>

#### Total Investments

**\$151,905,785    \$151,384,557    \$151,358,815    \$150,934,390**

(Source of Investment Market Value: US Bank)

#### Restricted Deposits

##### Debt Service and Arbitrage Accounts

2008B Debt Service Accounts		\$2,558,488	\$2,558,488	N/A	\$2,558,488	1.12%	\$2,558,488
2010A Debt Service Accounts	3		3	N/A	3	0.39%	3
2017A Debt Service Accounts		1,552,184	1,552,184	N/A	1,552,184	0.25%	1,552,184
<b>Total Debt Service Accounts</b>		<b>\$4,110,675</b>	<b>\$4,110,675</b>		<b>\$4,110,675</b>	<b>0.79%</b>	<b>\$4,110,675</b>

##### CCRA Deposits Held by Member Agencies

City of Chino		\$9,177,626	\$9,177,626	N/A	\$9,177,626	N/A	N/A	\$9,177,626
City of Chino Hills		7,675,578	7,675,578	N/A	7,675,578	N/A	N/A	7,675,578
Cucamonga Valley Water District		5,573,344	5,573,344	N/A	5,573,344	N/A	N/A	5,573,344
City of Fontana		7,148,939	7,148,939	N/A	7,148,939	N/A	N/A	7,148,939
City of Montclair		1,147,507	1,147,507	N/A	1,147,507	N/A	N/A	1,147,507
City of Ontario		15,649,144	15,649,144	N/A	15,649,144	N/A	N/A	15,649,144
City of Upland		2,031,427	2,031,427	N/A	2,031,427	N/A	N/A	2,031,427

Subtotal CCRA Deposits Held by Member Agencies

**\$48,403,565    \$48,403,565    \$48,403,565    \$48,403,565**

Reported total as of March 2018 except Ontario



# INLAND EMPIRE UTILITIES AGENCY

## Cash and Investment Summary

Month Ended  
April 30, 2018

	Credit Rating @ Purchase		CHANGES IN Credit Rating		Par	Cost Basis	Term	April	%	%	Maturity	Market
	S&P	Moody's	S&P	Moody's	Amount	Amount	(Days)	Value	Coupon	Yield to Maturity	Date	Value
<b>Restricted Deposits (continued)</b>												
<b>CalPERS Deposits</b>												
CERBT Account (OPEB)					\$11,000,000	\$11,000,000	N/A	\$12,130,563		N/A	N/A	\$12,130,563
Subtotal CalPERS Deposits					\$11,000,000	\$11,000,000		\$12,130,563				\$12,130,563
As of March 31st, the 1 year net return is 5.68%												
<b>Escrow Deposits</b>												
Kemp Brothers Construction Escrow					\$818,349	\$818,349	N/A	\$818,349		N/A	N/A	\$818,349
Genesis Construction Escrow					\$7,488	\$7,488	N/A	\$7,488		N/A	N/A	\$7,488
Subtotal Escrow Deposits					\$825,837	\$825,837		\$825,837				\$825,837
<b>Total Restricted Deposits</b>					<b>\$64,340,077</b>	<b>\$64,340,077</b>		<b>\$65,470,640</b>				<b>\$65,470,640</b>
<b>Total Cash, Investments, and Restricted Deposits as of April 30, 2018</b>					<b>\$221,034,947</b>	<b>\$220,513,719</b>		<b>\$221,618,540</b>				<b>\$221,194,115</b>

## INLAND EMPIRE UTILITIES AGENCY Cash and Investment Summary

Month Ended  
April 30, 2018

### April Purchases

No.	Date	Transaction	Investment Security	Type	Par Amount Purchased	Investment Yield
1	04/17/18	Purchase	US TREASURY	US Treasury	\$2,555,000	2.60%
2	04/17/18	Purchase	US TREASURY	US Treasury	2,615,000	2.57%
3	04/17/18	Purchase	US TREASURY	US Treasury	1,260,000	2.69%
4	04/17/18	Purchase	US TREASURY	US Treasury	2,550,000	2.64%
5	04/17/18	Purchase	FREDDIE MAC	Federal Agency	2,500,000	2.59%
6	04/17/18	Purchase	FANNIE MAE	Federal Agency	2,510,000	2.60%
7	04/17/18	Purchase	FANNIE MAE AGENCY	Federal Agency	1,655,000	2.74%
8	04/18/18	Purchase	UNITED PARCEL SERVICE CORP	Medium Term Note	725,000	2.75%
9	04/18/18	Purchase	VISA INC	Medium Term Note	825,000	3.03%
10	04/18/18	Purchase	BURLINGTON NORTH SANTA FE CORP	Medium Term Note	800,000	3.26%
11	04/18/18	Purchase	BOEING CO CORP	Medium Term Note	680,000	2.88%
12	04/18/18	Purchase	AMERICAN EXPRESS CREDIT	Medium Term Note	800,000	3.20%
13	04/18/18	Purchase	AMERICAN HONDA FINANCE	Medium Term Note	800,000	3.00%
14	04/18/18	Purchase	BANK OF AMERICA CORP	Medium Term Note	800,000	3.43%
15	04/18/18	Purchase	BANK OF NY MELLON CORP	Medium Term Note	1,400,000	3.18%
16	04/18/18	Purchase	WALT DISNEY COMPANY CORP	Medium Term Note	815,000	3.00%
17	04/18/18	Purchase	US TREASURY	US Treasury	2,225,000	2.53%
18	04/18/18	Purchase	FEDERAL HOME LOAN BANKS	Federal Agency	2,500,000	2.47%
19	04/18/18	Purchase	US TREASURY	US Treasury	3,000,000	2.46%
20	04/19/18	Purchase	ORACLE CORP CORP	Medium Term Note	1,420,000	3.11%
21	04/25/18	Purchase	US TREASURY	US Treasury	2,500,000	2.75%
22	04/25/18	Purchase	FHLB	Federal Agency	5,000,000	2.52%
23	04/25/18	Purchase	FREDDIE MAC	Federal Agency	2,550,000	2.70%
24	04/27/18	Purchase	TOYOTA MOTOR CREDIT CORP	Medium Term Note	1,000,000	3.21%
<b>Total Purchases</b>					<b><u>\$ 43,485,000</u></b>	

### April Investment Maturities, Calls & Sales

No.	Date	Transaction	Investment Security	Type	Par Amount Matured/Sold	Investment Yield to Maturity
1	04/25/18	Maturity	TOYOTA MOTOR CREDIT CORP	Medium Term Note	\$2,000,000	1.10%
<b>Total Maturities, Calls &amp; Sales</b>					<b><u>\$ 2,000,000</u></b>	

**INLAND EMPIRE UTILITIES AGENCY**  
**Cash and Investment Summary**

Month Ended  
April 30, 2018

**Directed Investment Category**

CBB Repurchase (Sweep)  
LAIF  
CalTrust  
CAMP  
Brokered Certificates of Deposit  
Medium Term Notes  
Municipal Bonds  
US Treasury Notes  
U.S. Government Sponsored Entities

***Total Investment Portfolio***

***Investment Portfolio Rate of Return***

<b>Amount Invested</b>	<b>Yield</b>
\$22,996,141	0.700%
28,507,436	1.661%
12,680	2.104%
23,399,528	1.840%
1,205,000	1.729%
19,126,503	2.276%
998,315	1.753%
18,293,035	2.463%
36,820,177	1.900%
<b>\$151,358,815</b>	

**1.777%**

**Restricted/Transitory/Other Accounts**

CCRA Deposits Held by Member Agencies  
CalPERS OPEB (CERBT) Account  
US Bank - 2008B Debt Service Accounts  
US Bank - 2010A Debt Service Accounts  
US Bank - 2017A Debt Service Accounts  
US Bank - Pre-Investment Money Market Account  
Citizens Business Bank - Demand Account  
Citizens Business Bank - Workers' Compensation Account  
Other Accounts\*  
Escrow Account

***Total Restricted/Transitory/Other Accounts***

***Average Yield of Other Accounts***

<b>Amount Invested</b>	<b>Yield</b>
\$48,403,565	N/A
\$12,130,563	N/A
\$2,558,488	1.120%
\$3	0.390%
\$1,552,184	0.250%
\$4,279,866	1.220%
\$470,632	N/A
\$36,337	N/A
\$2,250	N/A
\$825,837	N/A
<b>\$70,259,725</b>	

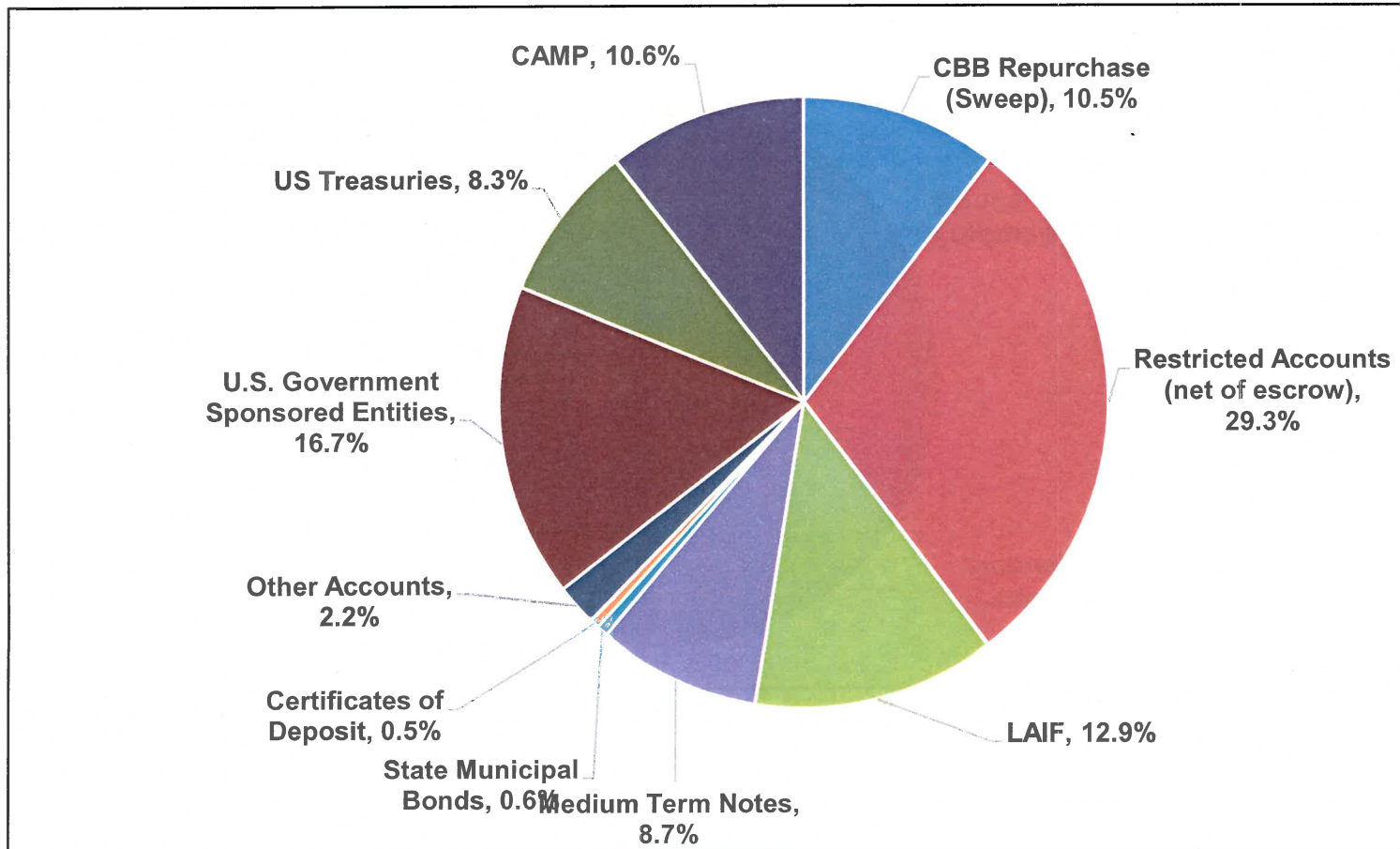
**1.239%**

**Total Agency Directed Deposits**

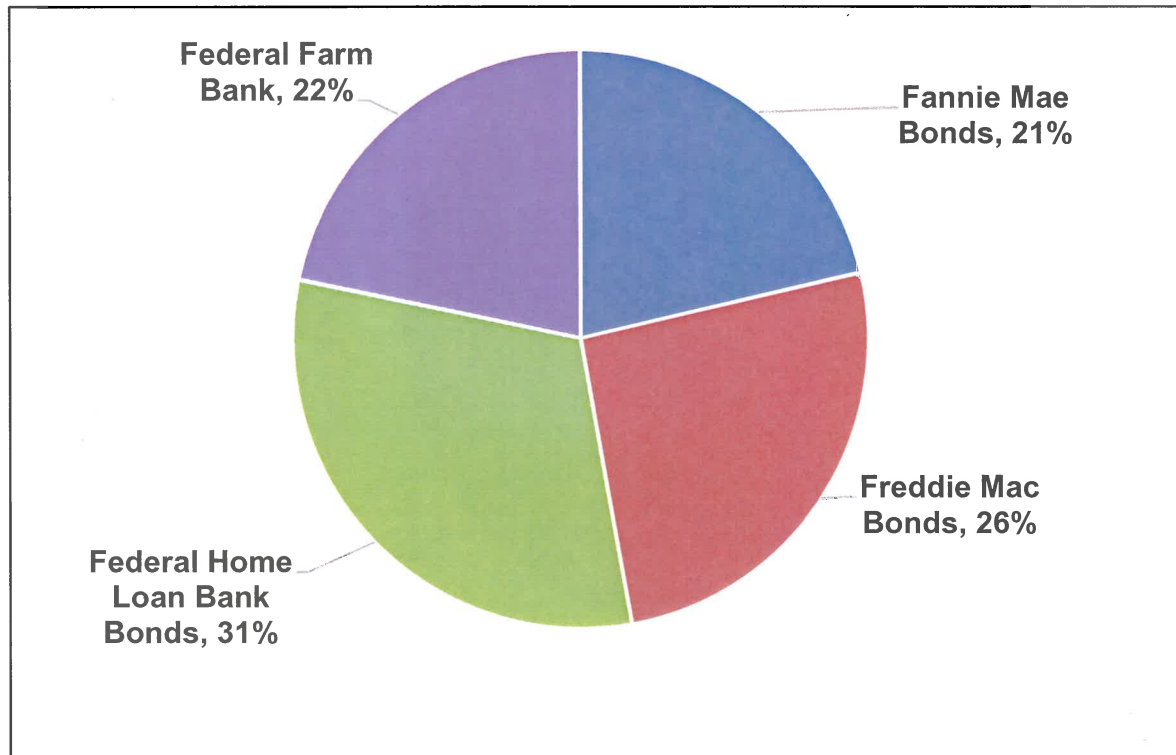
**\$221,618,540**

\*Petty Cash

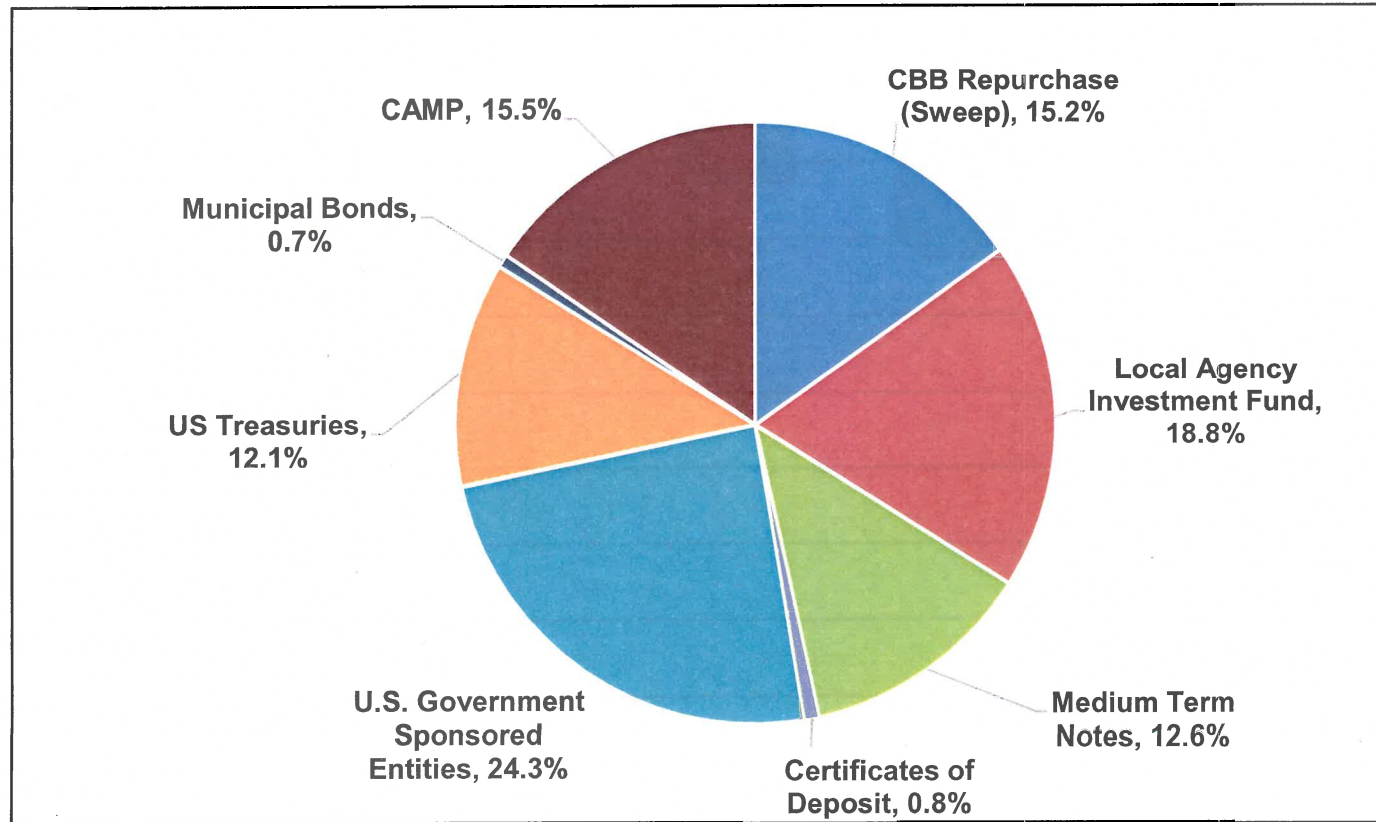
**Inland Empire Utilities Agency**  
**Treasurer's Report of Financial Affairs**  
For the Month Ended April 30, 2018  
Agency Investment Portfolio (Net of Escrow Accounts)  
**\$220,792,703**



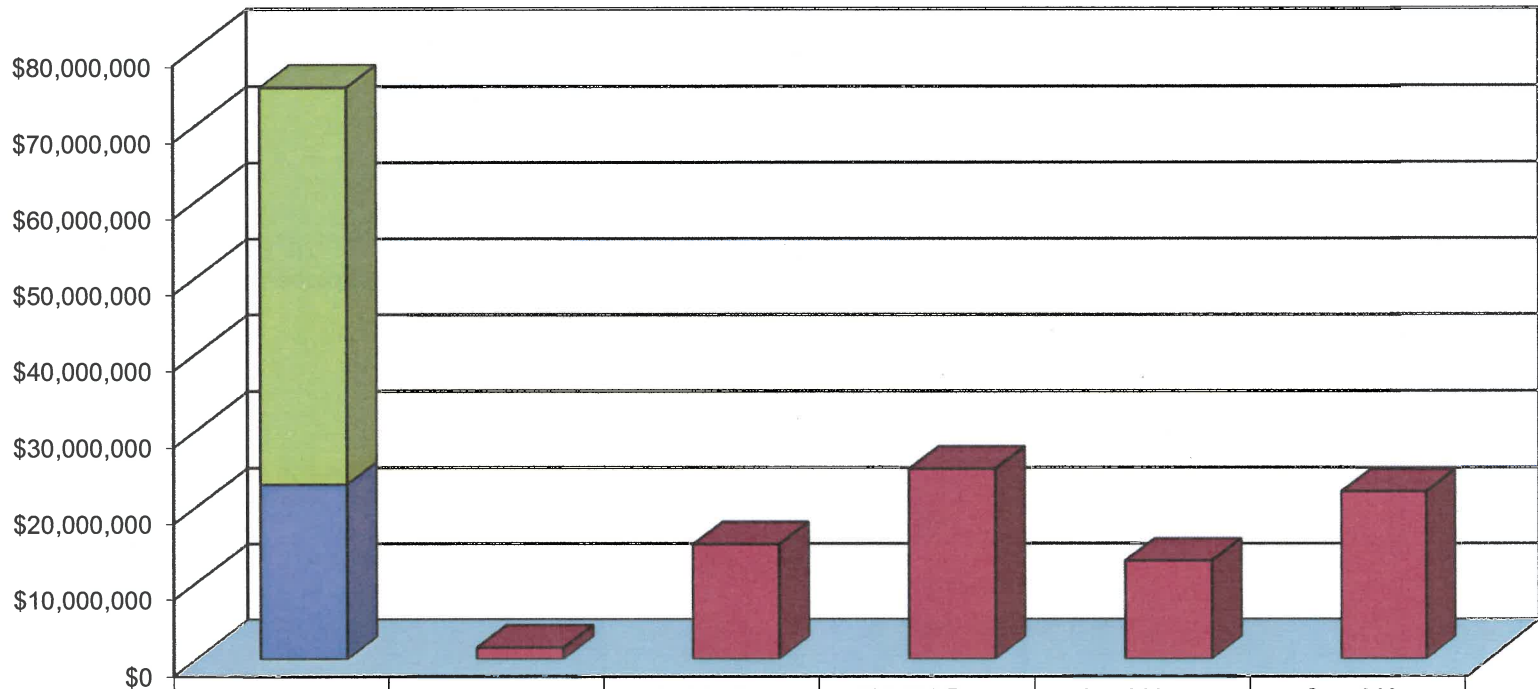
**Inland Empire Utilities Agency**  
**Treasurer's Report of Financial Affairs**  
For the Month Ended April 30, 2018  
U.S. Government Sponsored Entities Portfolio  
**\$36,820,177**



**Inland Empire Utilities Agency**  
**Treasurer's Report of Financial Affairs**  
For the Month Ended April 30, 2018  
Unrestricted Agency Investment Portfolio  
**\$151,358,815**



**Inland Empire Utilities Agency**  
**Treasurer's Report of Financial Affairs**  
For the Month Ended April 30, 2018  
**Agency Investment Portfolio Maturity Distribution (Unrestricted)**  
**\$151,358,815**



	0-30 Days	31-180 Days	181-365 Days	366-730 Days	2 to 3 Years	Over 3 Yrs
■ LAIF+CalTrust+CAMP	\$51,919,644					
■ CBB Repurchase (Sweep)	\$22,996,141					
■ GSE+CD+MTN+MUNI	\$0	1,479,986	15,055,610	24,997,435	12,896,039	22,013,960
□ Percent	49.5%	1.0%	10.0%	16.5%	8.5%	14.5%



**Inland Empire Utilities Agency**  
**Treasurer's Report of Financial Affairs**  
 For the Month Ended April 30, 2018  
 Agency Investment Portfolio Yield Comparison

