



Inland Empire Utilities Agency
A MUNICIPAL WATER DISTRICT

AGENDA

MEETING OF THE BOARD OF DIRECTORS

**WEDNESDAY, AUGUST 19, 2015
10:00 A.M.**

**INLAND EMPIRE UTILITIES AGENCY*
AGENCY HEADQUARTERS
6075 KIMBALL AVENUE, BUILDING A
CHINO, CALIFORNIA 91708**

CALL TO ORDER **OF THE INLAND EMPIRE UTILITIES AGENCY BOARD OF DIRECTORS MEETING**

FLAG SALUTE

PUBLIC COMMENT

Members of the public may address the Board on any item that is within the jurisdiction of the Board; however, no action may be taken on any item not appearing on the agenda unless the action is otherwise authorized by Subdivision (b) of Section 54954.2 of the Government Code. Those persons wishing to address the Board on any matter, whether or not it appears on the agenda, are requested to complete and submit to the Board Secretary a "Request to Speak" form which are available on the table in the Board Room. Comments will be limited to five minutes per speaker. Thank you.

ADDITIONS TO THE AGENDA

In accordance with Section 54954.2 of the Government Code (Brown Act), additions to the agenda require two-thirds vote of the legislative body, or, if less than two-thirds of the members are present, a unanimous vote of those members present, that there is a need to take immediate action and that the need for action came to the attention of the local agency subsequent to the agenda being posted.

NEW HIRE INTRODUCTION

- Mr. Kenneth Tuliau, Manager of Maintenance, hired on 6/08/15 (Ernest Yeboah)

1. CONSENT CALENDAR

NOTICE: All matters listed under the Consent Calendar are considered to be routine and non-controversial and will be acted upon by the Board by one motion in the form listed below. There will be no separate discussion on these items prior to the time the Board votes unless any Board members, staff or the public requests specific items be discussed and/or removed from the Consent Calendar for separate action.

A. MINUTES

The Board will be asked to approve the minutes from the July 15, 2015 Board meeting.

B. TREASURER'S REPORT ON GENERAL DISBURSEMENTS

It is recommended that the Board approve the total disbursements for the month of June 2015 in the amount of \$14,405,913.76.

C. CONTRACT AWARD FOR PROGRAM ENVIRONMENTAL IMPACT REPORT FOR PLANNING DOCUMENTS

It is recommended that the Board:

1. Award a professional service contract for the preparation of a Program Environmental Impact Report (PEIR) to Tom Dodson and Associates (TDA), for a not-to-exceed amount of \$ 330,000; and
2. Authorize the General Manager to execute the contract.

D. SOLE SOURCE PURCHASE OF A TRACTOR AND COMPOST AERATOR FOR RP-2 DRYING BED REHABILITATION

It is recommended that the Board:

1. Approve the sole-source purchase of one (1) John Deere model #6175R Cab Tractor for \$160,408;
2. Approve the sole-source purchase of one (1) Brown Bear model PTOPA35E-10.5 compost aerator product number 105607 rototiller aerator for \$51,526; and
3. Authorize the General Manager to execute the purchases.

E. CONTRACT AWARD TO CALIFORNIA WATER TECHNOLOGIES, LLC FOR BULK FERRIC CHLORIDE

It is recommended that the Board:

1. Approve Contract No. 4600001952 to California Water Technologies, LLC, establishing a two-year contract for the supply of bulk ferric chloride with options for three additional one-year extensions, for a potential total contract term of five years; and
2. Authorize the General Manager to execute the contract.

F. CONSTRUCTION CHANGE ORDER FOR THE WINEVILLE EXTENSION RECYCLED WATER PIPELINE, SEGMENT B

It is recommended that the Board:

1. Approve a construction contract change order with Mike Bubalo Construction for the Wineville Extension Recycled Water Pipeline, Segment B, Project No. EN13045, for the not-to-exceed amount of \$280,510.66;
2. Approve an amendment to the master contract with Butier Engineering, Inc. for the On-Call Construction Management and Inspection Services, Task Order No. 2, for the not-to-exceed amount of \$90,000; and
3. Authorize the General Manager to execute the construction contract change order and the amendment.

G. MASTER SERVICE CONTRACT AWARD FOR PAINTING

It is recommended that the Board:

1. Approve the award of Master Service Contracts to perform painting services for the Agency's facilities and process piping systems for a total aggregate not-to-exceed amount of \$300,000 over a five-year period to the following:
 - KCC Painting (Contract No. 4600001946)
 - U. S. National Corporation (Contract No. 4600001949)
 - Tony Painting (Contract No. 4600001947); and
2. Authorize the General Manager to execute the contracts.

2. ACTION ITEMS

A. APPROVAL OF A MEMORANDUM OF UNDERSTANDING AND TERM SHEET FOR AN ENERGY STORAGE SERVICES AGREEMENT WITH ADVANCED MICROGRID SOLUTIONS, INC.

It is recommended that the Board:

1. Approve the Memorandum of Understanding (MOU) and Term Sheet between Inland Empire Utilities Agency and Advanced Microgrid Solutions, Inc. (AMS) for an Energy Storage Services Agreement; and
2. Authorize the General Manager, subject to non-substantial changes, to execute the MOU.

B. SERVICE TO UNINCORPORATED SAN BERNARDINO COUNTY

It is recommended that the Board:

1. Approve the agreements with California Steel Industries, Auto Club Speedway, Prologis, City of Fontana and Fontana Water Company to provide wastewater and recycled water services to a portion of the unincorporated area of San Bernardino County; and
2. Authorize the General Manager, subject to non-substantial changes, to execute agreements.

C. ON-CALL CONSTRUCTION MANAGEMENT AND INSPECTION SERVICES CONTRACT AMENDMENT

It is recommended that the Board:

1. Approve contract amendment 4600001141-004 with GK & Associates for construction management services for a six month contract extension through June 2016, for a not-to-exceed total amount of \$983,075; and
2. Authorize the General Manager to execute the consultant contract amendment.

3. INFORMATION ITEMS

A. **REGIONAL PRETREATMENT PROGRAM LOCAL LIMITS EVALUATION (POWERPOINT)**

B. **ENGINEERING AND CONSTRUCTION MANAGEMENT MONTHLY UPDATE (POWERPOINT)**

C. **MWD AND DROUGHT UPDATE (ORAL)**

RECEIVE AND FILE INFORMATION ITEMS

D. **SEMI-ANNUAL LABORATORY UPDATE (POWERPOINT)**

E. **TREASURER'S REPORT OF FINANCIAL AFFAIRS (WRITTEN/ POWERPOINT)**

F. **PUBLIC OUTREACH AND COMMUNICATION (WRITTEN)**

G. **LEGISLATIVE REPORT FROM INNOVATIVE FEDERAL STRATEGIES (WRITTEN)**

H. **LEGISLATIVE REPORT FROM AGRICULTURAL RESOURCES (WRITTEN)**

I. **LEGISLATIVE REPORT FROM WEST COAST ADVISORS (WRITTEN)**

- J. CALIFORNIA STRATEGIES, LLC MONTHLY ACTIVITY REPORT (WRITTEN)
- K. FEDERAL LEGISLATION TRACKING (WRITTEN)
- L. STATE LEGISLATION TRACKING (WRITTEN)
- M. SUPPORT FOR STATE LEGISLATION (WRITTEN)

Materials related to an item on this agenda submitted to the Agency, after distribution of the agenda packet, are available for public inspection at the Agency's office located at 6075 Kimball Avenue, Chino, California during normal business hours.

4. AGENCY REPRESENTATIVES' REPORTS

- A. SAWPA REPORT (WRITTEN)
- B. MWD REPORT (WRITTEN)
- C. REGIONAL SEWERAGE PROGRAM POLICY COMMITTEE REPORT
(Meeting was cancelled for August 6th)
- D. CHINO BASIN WATERMASTER REPORT (WRITTEN)

5. GENERAL MANAGER'S REPORT (WRITTEN)

6. BOARD OF DIRECTORS' REQUESTED FUTURE AGENDA ITEMS

7. DIRECTORS' COMMENTS

8. CONFERENCE REPORTS

This is the time and place for the Members of the Board to report on prescheduled Committee/District Representative Assignment meetings, which were held since the last regular Board meeting, and/or any other items of interest.

9. CLOSED SESSION

- A. PURSUANT TO GOVERNMENT CODE SECTION 54956.9(a) – CONFERENCE WITH LEGAL COUNSEL – EXISTING LITIGATION
 - 1. Chino Basin Municipal Water District vs. City of Chino, Case No. RCV51010
 - 2. Martin vs. IEUA, Case No. CIVRS 1000767
 - 3. Sheilds vs. IEUA, Case No. CIVRS 1301638

4. Mwembu vs. IEUA, Case No. CIVDS 1415762

**B. PURSUANT TO GOVERNMENT CODE SECTION 54956.8 –
CONFERENCE WITH REAL PROPERTY NEGOTIATOR**

1. Property: Water and Pipeline Capacity/Cadiz
Negotiating Party: General Counsel Jean Cihigoyenetche
2. Supplemental Water Transfer/Purchase
Negotiating Party: General Manager P. Joseph Grindstaff
Under Negotiation: Price and Terms of Purchase

**C. PURSUANT TO GOVERNMENT CODE SECTION 54956.9
CONFERENCE WITH LEGAL COUNSEL - ANTICIPATED LITIGATION**

1. Two (2) Cases


**D. PURSUANT TO GOVERNMENT CODE SECTION 54957 – PERSONNEL
MATTERS**

1. Various Positions – Compensation Study
2. Various Positions

11. ADJOURN

*A Municipal Water District

In compliance with the Americans with Disabilities Act, if you need special assistance to participate in this meeting, please contact the Board Secretary/Office Manager (909) 993-1736, 48 hours prior to the scheduled meeting so that the Agency can make reasonable arrangements.

Proofed by: 

Declaration of Posting

I, April Woodruff, Board Secretary of the Inland Empire Utilities Agency*, A Municipal Water District, hereby certify that a copy of this agenda has been posted by 5:30 p.m. at the Agency's main office, 6075 Kimball Avenue, Building A, Chino, CA on Thursday, August 13, 2015.

for 
April Woodruff

**INFORMATION
ITEM**

3B

Engineering and Construction Management Project Updates

August 2015



Inland Empire Utilities Agency
A MUNICIPAL WATER DISTRICT

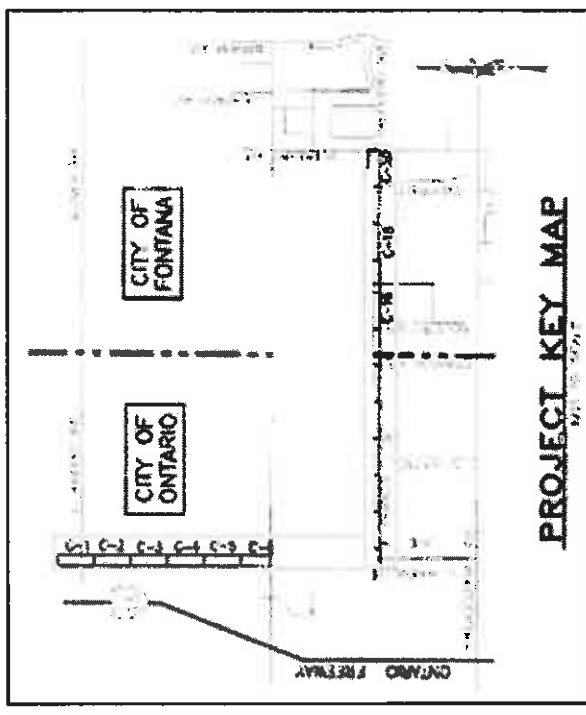
David Mendez,
Acting Deputy Manager of Engineering

John Scherck,
Acting Deputy Manager of Construction Management

EN06025 – Wineville Recycled Water Pipeline Extension Segment A

- Contractor: CCL Contracting, Inc.
- Current Contract: \$10.4M
- Total Project Budget: \$18M
- Project Status: Project was successfully completed on time and on budget
- Current Activities:
 - Project closeout administrative activities
- Contract Completion: July 2015
- Percent Complete: 100%
- Focus Points:
 - Change order ratio was below 4%
 - Project closeout administrative activities

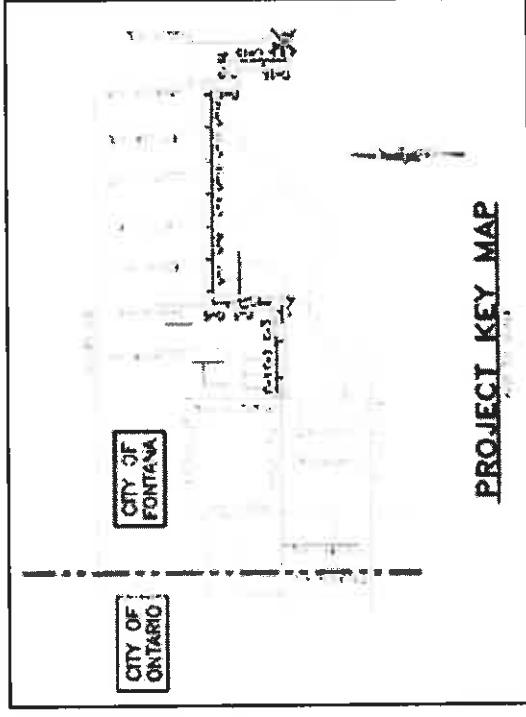
Wineville Segment A Pipeline Installation Progress



EN13045 – Wineville Recycled Water Pipeline Extension Segment B


- Contractor: Mike Bubalo Construction
- Current Contract Value: \$8.4M (with VE)
- Total Project Budget: \$11.9M
- Scope of Work: Construct 2.6 miles of RW Pipeline (VE Alignment Total)
- Current Activities:
 - Splitter box access and safety items
 - Awaiting delivery of control panel and sluice gate
- Revised Contract Completion: October 2015
- Percent Complete: 93%
- Focus Points:
 - Pipeline can be operated manually
 - Fully automated operation
 - Contractor remobilization to complete control panel automation

Wineville Segment B Pipeline Installation Progress



EN09021 – RP-4 Headworks Retrofits

- Contractor: J.R. Filanc Construction
- Current Contract: \$1.3M
- Total Project Budget: \$2.9M
- Scope of Work: Install new fine screens, washer/compactor and fiberglass reinforced plastic headworks building
- Current Activities:
 - Mechanical punch list and project closeout documentation
- Contract Completion: Project is substantially complete
- Percent Complete: 99%
- Focus Point:
 - Conveyor modifications



Headworks Building Before Construction



New Headworks Building and Fine Screens

EN13016 – SCADA Enterprise System CCWRF

- Contractor: Technical Systems, Inc.
- Current Contract: \$2.5M
- Total Project Budget: \$5.2M
- Scope of Work: Migration of existing control system to modern SCADA system at CCWRF
- Current Activities:
 - Successful factory testing and delivery of first panel
 - Remaining control panels in fabrication
 - Operator screens and configuration of reporting system
- Contract Completion: December 2015
- Percent Complete: 45%
- Focus Point:
 - Control and server room modifications
 - Factory acceptance testing of remaining panels



Factory Simulation Testing




Control Room Wall Modifications

EN15008 - New Water Quality Laboratory Project

- Engineering Consultant: Austin Company
- Current Contract: \$1.3M
- Total Project Budget: \$21M
- Scope of Work: Consultant Engineering Services for New Water Quality Laboratory and Central Chiller Plant Expansion
- Current Activities:
 - Update 50% Lab Design
 - Preliminary Design Central Plant
- Focus Point:
 - Complete 50% Lab design review workshop
 - Complete Central Plant predesign review workshop
 - Complete Panel Expert contracts

New Laboratory Rendering



EN15030.03 - Emergency Work RP-1 42-Inch Primary Effluent Pipe Repair

- Contractor: VCI Construction, Inc.
- Estimated Cost: Not-to-Exceed \$163K
- Scope of Work:
 - Excavate, expose and repair/replace a portion of the existing 42-inch pipeline
 - Remove and replace existing landscaping and vegetation in coordination with IEUA Landscape Coordinator
- Focus Point:
 - Pipeline fully operational by August 3, 2015

New 42-inch PVC Repair Section



EN15026.11 - Emergency Work

HQ Slab/Crack Repair and Tree Removal

- Contractor: W. A. Rasic Construction
- Estimated Cost: Not-to-Exceed \$52K
- Scope of Work:
 - Remove and replace concrete slabs and trees at HQ-A and HQ-B
- Focus Point:
 - Barrier installed to prevent root infiltration
 - Construction complete
 - Project closeout


HQ-B Parking Spaces Rehabilitated



**INFORMATION
ITEM**

3D

Laboratory Semi-Annual Update



Inland Empire Utilities Agency
A MUNICIPAL WATER DISTRICT

August 2015

Laboratory Activities

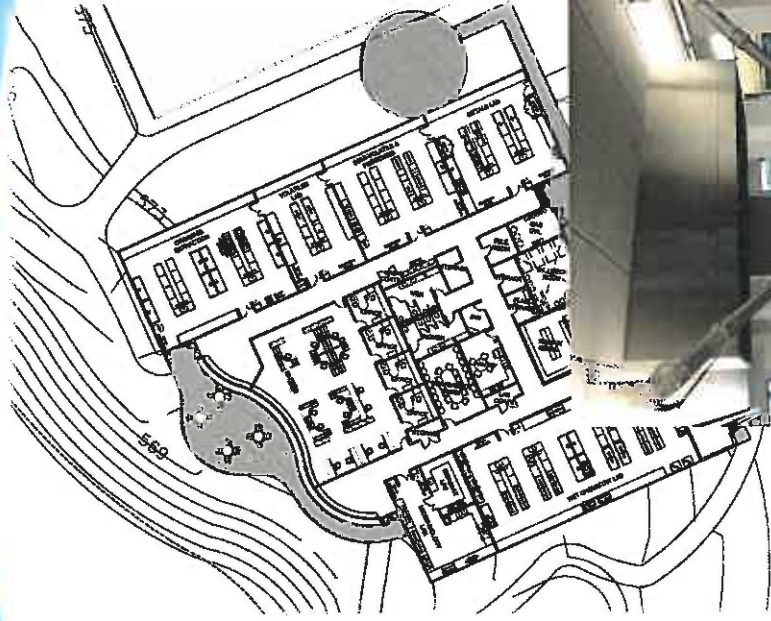
- **FY1415 Samples and Analyses**
 - Samples: 17,360 (6,872 Compliance, 10,488 Discretionary)
 - Analyses: 61,505 (32,718 Compliance, 28,787 Discretionary)
- **GWR**
 - Updated analyses schedules to conform to new state Groundwater Replenishment – Surface Application Requirements
- **Laboratory Certification**
 - On-site inspection pending.
 - Annual Performance Evaluation testing ongoing.
- **Staffing**
 - Promotions
 - Niki Becker – Laboratory Scientist I
 - Milena Martinez – Laboratory Assistant



Milena and Niki

New Water Quality Laboratory

Project EN15008



- **Current Laboratory Staff activities**
 - Review of 2010 50% design
 - Visit OCWD Lab (built in 2009)
 - Update Chemical and Instrument lists
- **Schedule**
 - Revised 50% design – August 2015
 - 100% design – January 2016
 - Construction complete – May 2019


Customer Service

Meeting IEUA Needs

Performance Indicators:

- Report Samples within Established Turn Around Times (TAT):
 - Compliance (Goal: 20 day average)
 - Process Control Samples (24 hours).

Average Compliance TAT



Compliance Sample TAT

	10/11	11/12	12/13	13/14	14/15
Average TAT (days)	25	20	22	17	17
Maximum TAT (days)	63	44	43	56	57
# reported >28 days	181	87	221	91	54
Compliance Samples	8,623	7,086	6,809	7,080	6,872
Performance %	98%	99%	97%	99%	99%




**INFORMATION
ITEM**


3E





Date: August 19, 2015

To: The Honorable Board of Directors

Through:  Finance, Legal, and Administration Committee (08/12/15)

From:  P. Joseph Grindstaff
General Manager

Submitted by:  Christina Valencia
Chief Financial Officer/ Assistant General Manager

 Javier Chagoyen-Lazaro
Manager of Finance and Accounting

Subject: Treasurer's Report of Financial Affairs

RECOMMENDATION

The Treasurer's Report of Financial Affairs for the month ended June 30, 2015, is an informational item for the Board of Directors.

BACKGROUND

The Treasurer's Report of Financial Affairs for the month ended June 30, 2015, is submitted in a format consistent with State requirements.

The monthly report denotes investment transactions that have been executed in accordance with the criteria stated in the Agency's Investment Policy (Resolution No. 2014-6-11).

Total cash, investments, and restricted deposits of \$139,502,155, reflects an increase of \$9,291,486 compared to the total reported for May 2015. The increase was mainly due to SRF proceeds and grant receipts for the Southern Area Recycled Water project in addition to property tax receipts from the County of San Bernardino. As a result, the average days of cash on hand for the month ended June 30, 2015 increased to 169 days from 147 days. Average days of cash on hand is calculated using the monthly ending balance of unrestricted cash and cash equivalents divided by disbursements associated with operating expenses, debt service, and capital expenditures as recorded in the Agency's cash flow. New connection fees collected and held by member agencies is excluded from the calculation.

The Financial Affairs report is consistent with the Agency's Business Goal of Fiscal Responsibility in providing financial reporting that accounts for cash and investment activities to fund operating requirements and to optimize investment earnings.

PRIOR BOARD ACTION

None.

IMPACT ON BUDGET

The interest earned on the Agency's investment portfolio increases the Agency's reserves.

Attachment: June 2015 Treasurer's Report of Financial Affairs

TREASURER'S REPORT OF FINANCIAL AFFAIRS

For the Month Ended June 30, 2015



Inland Empire Utilities Agency
A MUNICIPAL WATER DISTRICT

All investment transactions have been executed in accordance with the criteria stated in the Agency's Investment Policy (Resolution No. 2014-6-11) adopted by the Inland Empire Utilities Agency's Board of Directors during its regular meeting held on June 18, 2014.

The funds anticipated to be available during the next six-month period are expected to be sufficient to meet all foreseen expenditures during the period.

* A Municipal Water District

INLAND EMPIRE UTILITIES AGENCY
Cash and Investment Summary

*Month Ended
June 30, 2015*

	June	May
Cash, Bank Deposits, and Bank Investment Accounts	\$2,855,830	\$3,935,479
Investments		
CBB Repurchase (Sweep)	\$28,898,737	\$23,267,177
Local Agency Investment Fund (LAIF)	24,835,685	24,835,685
CalTrust	3,539,402	3,541,597
Certificates of Deposit	4,172,210	4,172,210
Municipal Bonds	1,008,588	1,010,666
Medium Term Notes	4,001,961	4,001,998
U.S. Treasury Notes	999,737	999,722
U.S. Government Sponsored Entities	16,000,779	9,998,803
Total Investments	\$83,457,099	\$71,827,858
Total Cash and Investments Available to the Agency	\$86,312,929	\$75,763,337
Restricted Deposits		
Debt Service Accounts	\$2,544,713	\$2,544,713
CCRA Deposits Held by Member Agencies	42,229,483	43,234,594
OPEB (CERBT) Account	6,992,567	7,225,119
Escrow Deposits	1,422,463	1,442,906
Total Restricted Deposits	\$53,189,226	\$54,447,332
Total Cash, Investments, and Restricted Deposits	\$139,502,155	\$130,210,669

INLAND EMPIRE UTILITIES AGENCY
Cash and Investment Summary

Month Ended
June 30, 2015

Cash, Bank Deposits, and Bank Investment Accounts

Citizens Business Bank Demand Account (Offset by CBB Sweep Balance) \$1,599,910
Citizens Business Bank Workers' Compensation Account 36,004
Bank of America Payroll Account 50,382
Bank of America Payroll Taxes Account 46,766
Subtotal Demand Deposits \$1,733,062

Other Cash and Bank Accounts

Petty Cash \$2,250
Subtotal Other Cash \$2,250

Bank of the West Money Market Account

\$1,051,120

US Bank Pre-Investment Money Market Account

\$69,398

Total Cash and Bank Accounts

\$2,855,830

Investments

CBB Repurchase (Sweep) Investments

Federal Home Loan \$28,898,737
Subtotal CBB Repurchase (Sweep) \$28,898,737

Local Agency Investment Fund (LAIF)

LAIF Non-Restricted Fund \$18,921,810
LAIF Insurance Sinking Fund 5,913,875
Subtotal Local Agency Investment Fund \$24,835,685

CalTrust

Short Term \$3,539,402
Subtotal CalTrust \$3,539,402

Certificates of Deposit

Citizens Business Bank \$4,172,210
Subtotal Certificates of Deposit \$4,172,210

INLAND EMPIRE UTILITIES AGENCY
Cash and Investment Summary

Month Ended
 June 30, 2015

Investments Continued

Municipal Bonds

State and Local Municipal Bonds
 Subtotal State Municipal Bonds

\$1,008,588
 \$1,008,588

Medium Term Notes

Toyota Motor Corporation
 General Electric Capital Corporation
 JP Morgan Securities
 John Deere Capital Corp
 Subtotal Medium Term Notes

\$1,000,113
 999,618
 1,000,330
 1,001,900
 \$4,001,961

U.S. Treasury Notes

Treasury Note
 Subtotal U.S. Treasury Notes

\$999,737
 \$999,737

U.S. Government Sponsored Entities

Fannie Mae Bank
 Freddie Mac Bank
 Federal Farm Credit Bank
 Federal Home Loan Bank
 Subtotal U.S. Government Sponsored Entities

\$6,999,289
 1,000,000
 2,000,000
 6,001,490
 \$16,000,779

Total Investments

\$83,457,099

Restricted Deposits

Debt Service Reserves

08B Debt Service Accounts
 10A Debt Service Accounts
 Subtotal Debt Service Reserves

\$2,544,710
 3
 \$2,544,713

INLAND EMPIRE UTILITIES AGENCY
Cash and Investment Summary

Month Ended
 June 30, 2015

CCRA Deposits Held by Member Agencies

City of Chino	\$11,203,738
Cucamonga Valley Water District	7,149,423
City of Fontana	6,974,672
City of Montclair	2,636,620
City of Ontario	8,493,416
City of Chino Hills	2,905,891
City of Upland	2,865,723
Subtotal CCRA Deposits Held by Member Agencies	<u>\$42,229,483</u>

CalPERS

OPEB (CERBT) Account	\$6,992,567
Subtotal CalPERS Accounts	<u>\$6,992,567</u>

Escrow Deposits

Chicago Title (Forestar/IEUA Holding Escrow)	\$1,254,993
Scott Valley Bank (GSE Construction)	167,470
Subtotal Escrow Deposits	<u>\$1,422,463</u>

Total Restricted Deposits

	\$53,189,226
Total Cash, Investments, and Restricted Deposits as of June 30, 2015	<u>\$139,502,155</u>

Total Cash, Investments, and Restricted Deposits as of 6/30/15
 Less: Total Cash, Investments, and Restricted Deposits as of 5/31/15

Total Monthly Increase (Decrease)

	\$9,291,486
--	-------------

INLAND EMPIRE UTILITIES AGENCY
Cash and Investment Summary

Month Ended
June 30, 2015

	Credit Rating @ Purchase		CHANGES IN Credit Rating		Par Amount	Cost Basis Amount	Term (Days)	June Amortization	June Value	% Coupon	% Yield to Maturity	Maturity Date	Market Value
	S&P	Moody's	S&P	Moody's									
Cash, Bank Deposits, and Bank Investment Accounts													
Citizens Business Bank													
Demand Account*					\$1,599,910	\$1,599,910	N/A	N/A	\$1,599,910		0.25%	N/A	\$1,599,910
Subtotal CBB					\$1,599,910	\$1,599,910			\$1,599,910		0.25%		\$1,599,910
Workers' Compensation Account													
Subtotal CBB					\$36,004	\$36,004	N/A	N/A	\$36,004		N/A	N/A	\$36,004
Bank of America													
Payroll Checking					\$50,382	\$50,382	N/A	N/A	\$50,382		N/A	N/A	\$50,382
Payroll Tax Checking					46,766	46,766	N/A	N/A	46,766		N/A	N/A	46,766
Subtotal B of A					\$97,148	\$97,148			\$97,148		N/A	N/A	\$97,148
Bank of the West													
Money Market Plus - Business Account					\$1,051,120	\$1,051,120	N/A	N/A	\$1,051,120		0.18%	N/A	\$1,051,120
Subtotal Bank of the West Money Market					\$1,051,120	\$1,051,120			\$1,051,120		0.18%		\$1,051,120
US Bank													
Federated Automated MMA					\$69,398	\$69,398	N/A	N/A	\$69,398		0.02%	N/A	\$69,398
Subtotal USE Money Market					\$69,398	\$69,398			\$69,398		0.02%		\$69,398
Petty Cash					\$2,250	\$2,250	N/A	N/A	\$2,250		N/A	N/A	\$2,250
Total Cash, Bank Deposits and Bank Investment Accounts					\$2,855,830	\$2,855,830			\$2,855,830				\$2,855,830
<i>*Negative demand checking balance is offset by the Daily Repurchase (Sweep) Account balance</i>													
Investments													
CBB Daily Repurchase (Sweep) Accounts													
Federal Home Loan					\$28,898,737	\$28,898,737	N/A	N/A	\$28,898,737		0.25%	N/A	\$28,898,737
Subtotal CBB Repurchase Accounts					\$28,898,737	\$28,898,737			\$28,898,737		0.25%		\$28,898,737
LAIF Accounts													
Non-Restricted Funds					\$18,921,810	\$18,921,810	N/A	N/A	\$18,921,810		0.2999%	N/A	\$18,921,810
LAIF Sinking Fund					5,913,875	5,913,875	N/A	N/A	5,913,875		0.2999%	N/A	5,913,875
Subtotal LAIF Accounts					\$24,835,685	\$24,835,685			\$24,835,685		0.2999%		\$24,835,685
CALTRUST Accounts													
Short-Term					\$3,539,402	\$3,539,402	N/A	N/A	\$3,539,402		0.51%	N/A	\$3,539,402
Subtotal CalTrust Accounts					\$3,539,402	\$3,539,402			\$3,539,402		0.51%		\$3,539,402
Certificates of Deposit													
CBB Certificate of Deposit					\$4,172,210	\$4,172,210	425	N/A	\$4,172,210		0.45%	09/19/15	\$4,172,210
Subtotal Certificate of Deposits					\$4,172,210	\$4,172,210			\$4,172,210		0.45%		\$4,172,210

INLAND EMPIRE UTILITIES AGENCY
Cash and Investment Summary

Month Ended
 June 30, 2015

	Credit Rating @ Purchase		CHANGES IN Credit Rating		Par Amount	Cost Basis Amount	Term (Days)	June Amortization	June Value	% Coupon	% Yield to Maturity	Maturity Date	Market Value
	S&P	Moody's	S&P	Moody's									

Investments (continued)

US Treasury Note	N/A	AAA			\$1,000,000	\$999,463		15	\$999,737	0.63%	0.64%	12/15/16	\$1,002,030
US Treasury Note					\$1,000,000	\$999,463		15	\$999,737		0.64%		\$1,002,030
Subtotal Treasuries													

U.S. Government Sponsored Entities

(As of August 2011, all US GSE's have been downgraded to AA+ Rating by S&P)

Federal Home Loan Bank	AA+	AAA			\$2,000,000	\$2,000,000	355		\$2,000,000	0.38%	0.38%	06/20/16	\$1,998,660
Freddie Mac Bond	AA+	AAA			\$1,000,000	\$1,000,000	1,080		\$1,000,000	0.75%	0.75%	12/19/16	\$1,001,040
Federal Home Loan Bank	AA+	AAA			2,000,000	2,001,500	722	(10)	2,001,490	0.85%	0.81%	06/16/17	2,000,620
Fannie Mae Bond	AA+	AAA			1,000,000	999,750	1,826	4	999,876	0.75%	1.18%	12/18/17	998,870
Federal Home Loan Bank	AA+	AAA			2,000,000	2,000,000	1,100		2,000,000	1.20%	1.20%	06/29/18	1,999,160
Fannie Mae Bond	N/A	AAA			2,000,000	2,000,000	1,459		2,000,000	1.63%	1.63%	12/28/18	2,011,120
Fannie Mae Bond	AA+	AAA			4,000,000	3,999,400	1,456	12	3,999,413	1.51%	1.50%	05/24/19	3,980,720
Federal Farm	AA+	AAA			2,000,000	2,000,000	1,460		2,000,000	1.52%	1.52%	06/24/19	2,006,920
Subtotal U.S. Gov't Sponsored Entities					\$16,000,000	\$16,000,650		6	\$16,000,779		1.188%		\$15,997,110

Municipal Bonds

California State General Obligation Bond	A-	A1	A+	AA3	1,000,000	1,089,000	1,285	(2,078)	1,008,588	3.95%	1.35%	11/01/15	1,011,420
Subtotal State and Local Municipal Bonds					\$1,000,000	\$1,089,000		(\$2,078)	\$1,008,588		1.35%		\$1,011,420

Medium Term Notes

Toyota Motor Credit Corp	AA-	AA3			1,000,000	1,006,293	946	(200)	1,000,113	0.88%	0.63%	07/17/15	1,000,190
General Electric Floating Rate (75 bp over Libor -1% floor)	AA+	AA2	AA+	A1	1,000,000	988,500	1,265	273	999,618	1.26%	1.26%	08/11/15	999,950
JP Morgan Securities	A	A2	A3	A3	1,000,000	1,001,500	1,094	(41)	1,001,330	1.130%	1.07%	02/26/16	1,002,880
John Deere Capital Corp	A	A2			1,000,000	1,004,000	1,754	(68)	1,001,900	1.20%	1.11%	10/10/17	998,670
Subtotal Medium Term Notes					\$4,000,000	\$4,000,293		(36)	\$4,001,961		1.02%		\$4,001,690

Total Investments

Source of Investment Market Value: US Bank

					\$83,446,034	\$83,535,440			\$83,457,099				\$83,458,284
--	--	--	--	--	--------------	--------------	--	--	--------------	--	--	--	--------------

INLAND EMPIRE UTILITIES AGENCY
Cash and Investment Summary

Month Ended
 June 30, 2015

	Credit Rating @ Purchase		CHANGES IN Credit Rating		Par Amount	Cost Basis Amount	Term (Days)	June Amortization	June Value	% Coupon	% Yield to Maturity	Maturity Date	Market Value
	S&P	Moody's	S&P	Moody's									
Restricted Deposits													
Debt Service and Arbitrage Accounts													
08B Debt Service Accounts													
US Bank Debt Serv. Accounts					\$2,544,710	\$2,544,710	N/A	N/A	\$2,544,710		0.00%	N/A	\$2,544,710
Subtotal '08B Debt Service Accts					\$2,544,710	\$2,544,710			\$2,544,710		0.00%		\$2,544,710
10A Debt Service Accounts													
US Bank Debt Serv. Accounts					\$3	\$3	N/A	N/A	\$3		0.00%	N/A	\$3
Subtotal '10A Debt Service Accts					\$3	\$3			\$3		0.00%		\$3
Total Debt Service Accounts					\$2,544,713	\$2,544,713			\$2,544,713				\$2,544,713
CCRA Deposits Held by Member Agencies													
City of Chino					\$11,203,738	\$11,203,738	N/A	N/A	\$11,203,738		N/A	N/A	\$11,203,738
Cucamonga Valley Water District					7,149,423	7,149,423	N/A	N/A	7,149,423		N/A	N/A	7,149,423
City of Fontana					6,974,672	6,974,672	N/A	N/A	6,974,672		N/A	N/A	6,974,672
City of Montclair					2,636,620	2,636,620	N/A	N/A	2,636,620		N/A	N/A	2,636,620
City of Ontario					8,493,416	8,493,416	N/A	N/A	8,493,416		N/A	N/A	8,493,416
City of Chino Hills					2,905,891	2,905,891	N/A	N/A	2,905,891		N/A	N/A	2,905,891
City of Upland					2,865,723	2,865,723	N/A	N/A	2,865,723		N/A	N/A	2,865,723
Subtotal CCRA Deposits Held by Member Agencies					\$42,229,483	\$42,229,483			\$42,229,483				\$42,229,483
[Totals as reported through May 31, 2015]													
CalPERS Deposits													
OPEB (CERBT) Account					\$7,000,000	\$7,000,000	N/A	N/A	\$6,992,567		N/A	N/A	\$6,992,567
Subtotal CalPERS Deposits					\$7,000,000	\$7,000,000			\$6,992,567				\$6,992,567
Escrow Deposits													
Forestar/IEUA Holding Escrow (RP-1 Outfall)					\$1,254,993	\$1,254,993	N/A	N/A	\$1,254,993		N/A	N/A	\$1,254,993
GSE Construction					167,470	167,470	N/A	N/A	167,470		N/A	N/A	167,470
Subtotal Escrow Deposits					\$1,422,463	\$1,422,463			\$1,422,463				\$1,422,463
Total Restricted Deposits					\$53,196,659	\$53,196,659			\$53,189,226				\$53,189,226
Total Cash, Investments, and Restricted Deposits as of June 30, 2015					\$139,498,523	\$139,587,929			\$139,502,155				\$139,503,340

INLAND EMPIRE UTILITIES AGENCY
Cash and Investment Summary

Month Ended
 June 30, 2015

June Purchases

No.	Date	Transaction	Investment Security	Par Amount Purchased	Investment Yield
1	06/25/15	Purchased	Federal Home Loan Bank	\$ 2,000,000	0.375%
2	06/25/15	Purchased	Federal Farm Credit	\$ 2,000,000	1.520%
3	06/25/15	Purchased	Federal Home Loan Bank	\$ 2,001,500	0.850%
4	06/29/15	Purchased	Federal Home Loan Bank	\$ 2,000,000	1.200%
Total Purchases				\$ 8,001,500	

June Investment Maturities, Calls & Sales

No.	Date	Transaction	Investment Security	Par Amount Matured/Sold	Investment Yield to Maturity
1	06/26/15	Called	Federal Home Loan Bank	\$ 1,000,000	1.375%
2	06/26/15	Called	Federal Home Loan Bank	\$ 1,000,000	1.000%
Total Maturities, Calls & Sales				\$ 2,000,000	

INLAND EMPIRE UTILITIES AGENCY
Cash and Investment Summary

Month Ended
 June 30, 2015

<u>Directed Investment Category</u>	<u>Amount Invested</u>	<u>Yield</u>
CBB Repurchase (Sweep)	\$28,898,737	0.250%
Local Agency Investment Fund	24,835,685	0.299%
CalTrust	3,539,402	0.510%
Medium Term Notes	4,001,961	1.020%
Municipal Bonds	1,008,588	1.350%
US Treasury Notes	999,737	0.640%
U.S. Government Sponsored Entities	16,000,779	1.188%
	\$79,284,889	0.524%
Bank Deposit and Investment Accounts		
Citizens Business Bank - Demand Account	\$1,599,910	0.250%
Citizens Business Bank - Certificate of Deposit	4,172,210	0.450%
Bank of the West Money Market Account	1,051,120	0.180%
	\$6,823,240	0.362%

Total Portfolio

Investment Portfolio Rate of Return

\$86,108,129

0.511%

Restricted/Transitory/Other Demand Accounts

	<u>Amount Invested</u>	<u>Yield</u>
US Bank - 2008B Debt Service Accounts	\$2,544,710	0.000%
US Bank - 2010A Debt Service Accounts	3	0.000%
CCRA Deposits Held by Member Agencies	42,229,483	N/A
Citizens Business Bank - Workers' Compensation Account	36,004	N/A
US Bank - Pre-Investment Money Market Account	69,398	0.020%
CalPERS OPEB (CERBT) Account	6,992,567	N/A
Other Accounts*	99,398	N/A
	\$51,971,563	

Total Other Accounts

Average Yield of Other Accounts

0.001%

Total Agency Directed Deposits

\$138,079,692

* Note: Bank of America Payroll Deposits used as compensating balances for bank services.

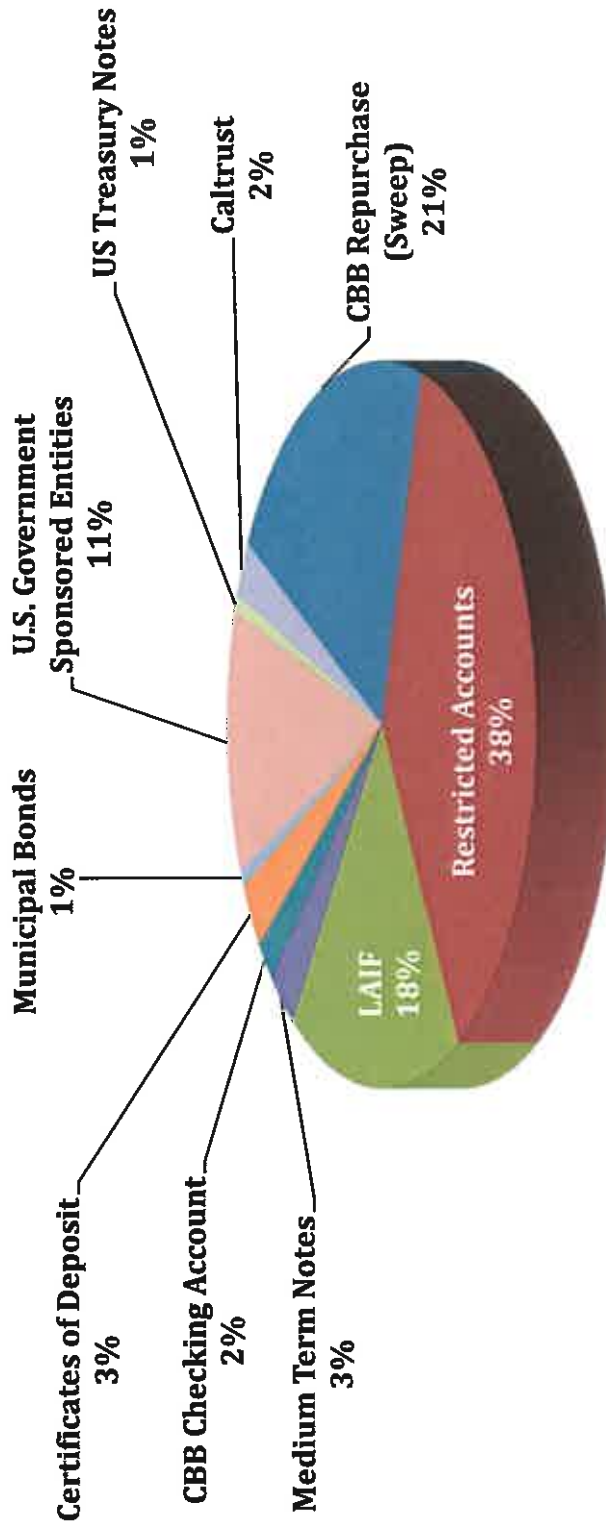
Inland Empire Utilities Agency

Treasurer's Report of Financial Affairs

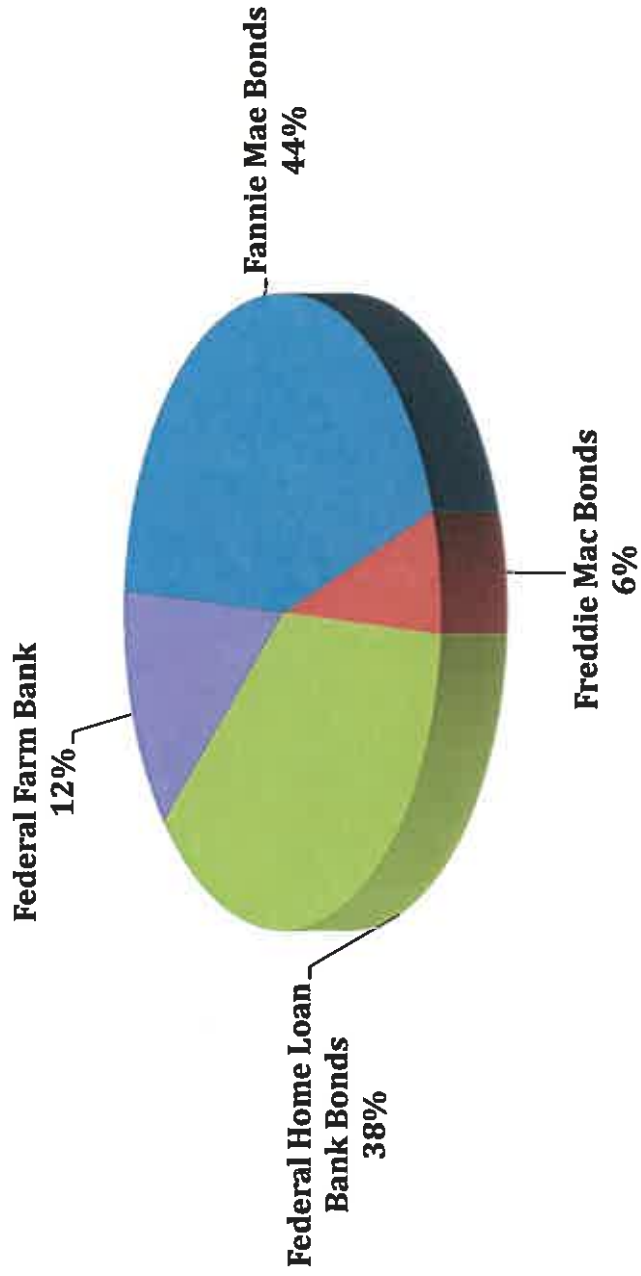
For the Month Ended June 30, 2015

Combined Agency Portfolio (net of escrow deposits)

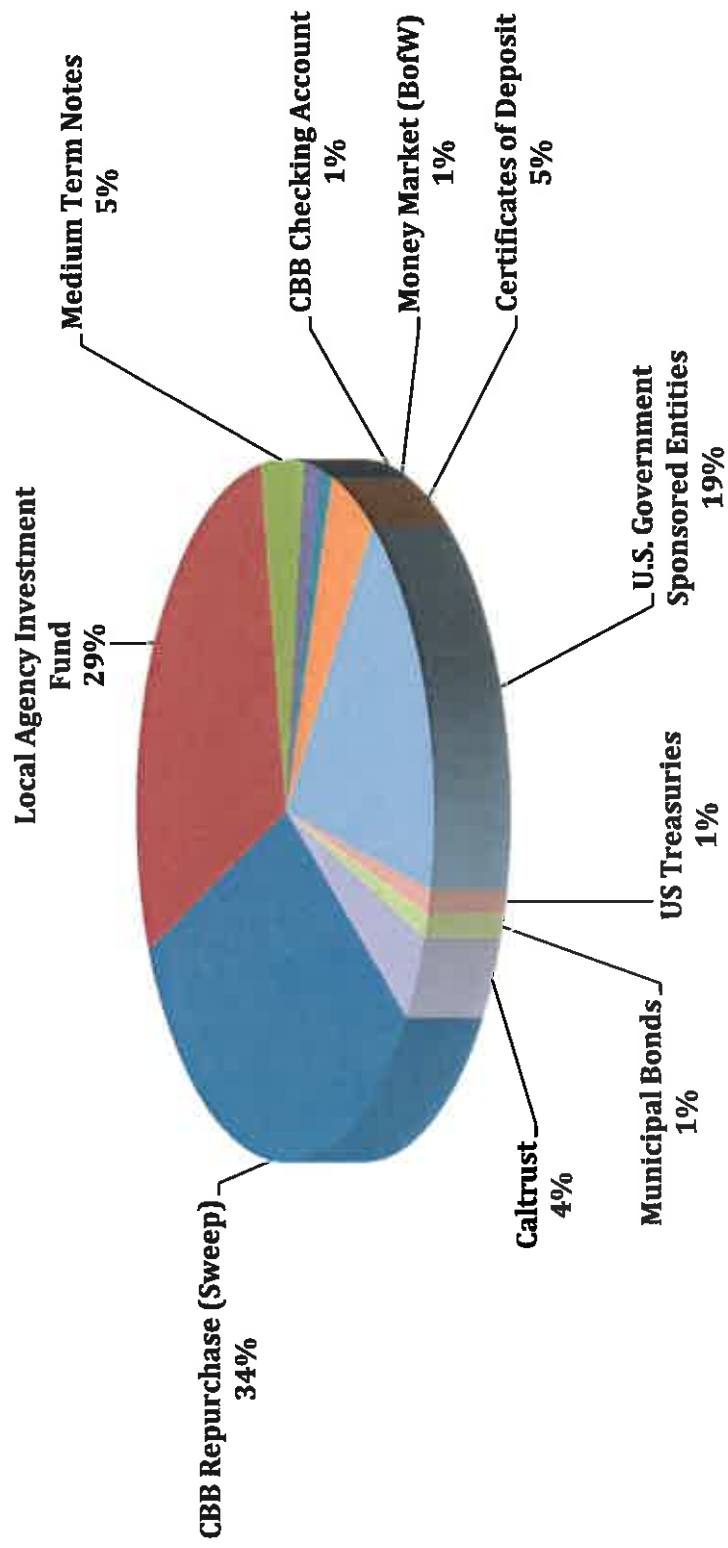
\$138,079,692



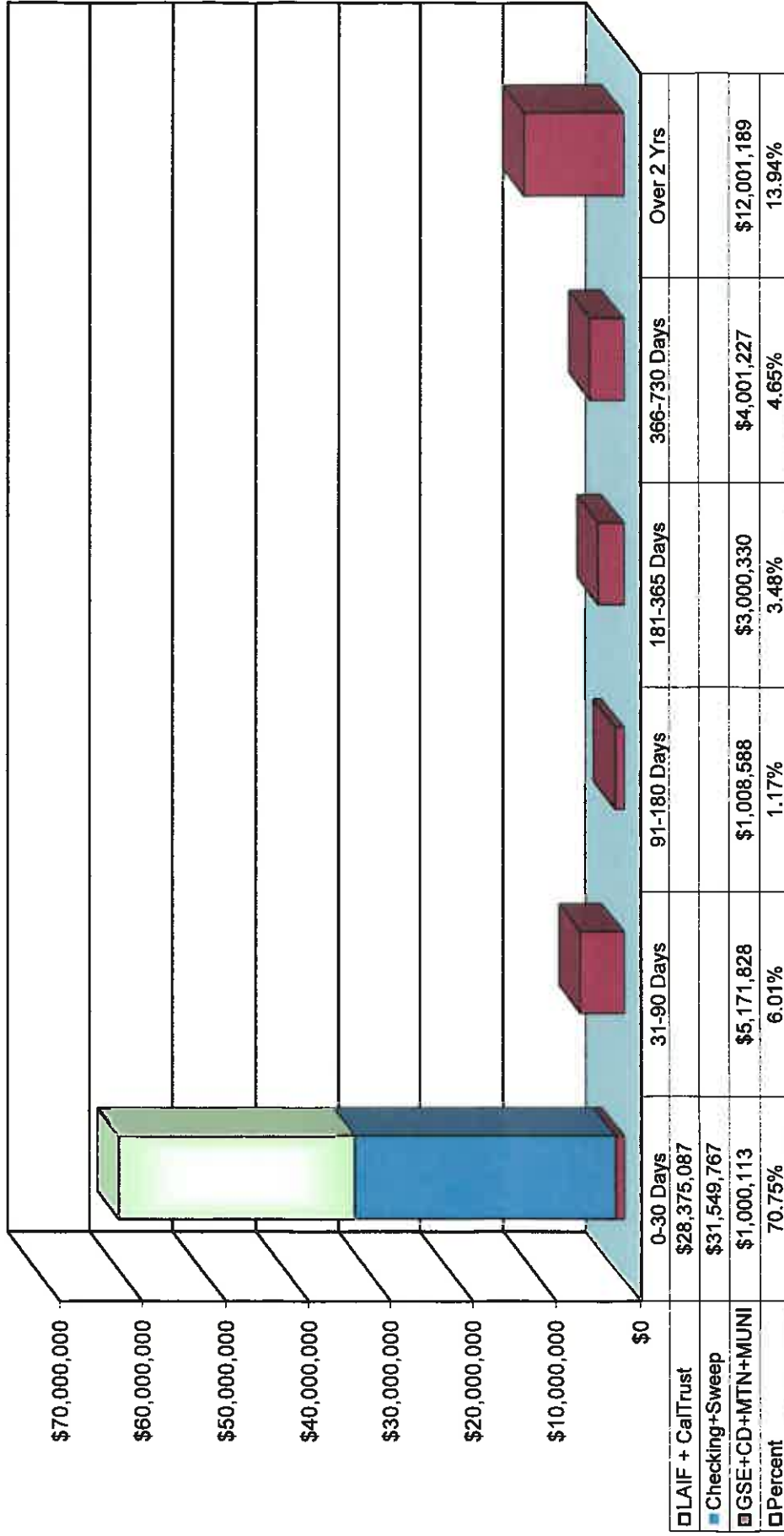
Inland Empire Utilities Agency
Treasurer's Report of Financial Affairs
For the Month Ended June 30, 2015
U.S. Government Sponsored Entities Portfolio
\$16,000,779



Inland Empire Utilities Agency
Treasurer's Report of Financial Affairs
 For the Month Ended June 30, 2015
 Unrestricted Agency Investment Portfolio
\$86,108,129




Inland Empire Utilities Agency
Treasurer's Report of Financial Affairs
 For the Month Ended June 30, 2015
Directed Investment Portfolio Maturity Distribution
\$86,108,129



Inland Empire Utilities Agency

Treasurer's Report of Financial Affairs

Demand Deposit Accounts Agency Yield Comparison





Inland Empire Utilities Agency
A MUNICIPAL WATER DISTRICT

Treasurer's Report of Financial Affairs for June 30, 2015

**August 2015
Board Meeting**

Report of Financial Affairs

Liquidity

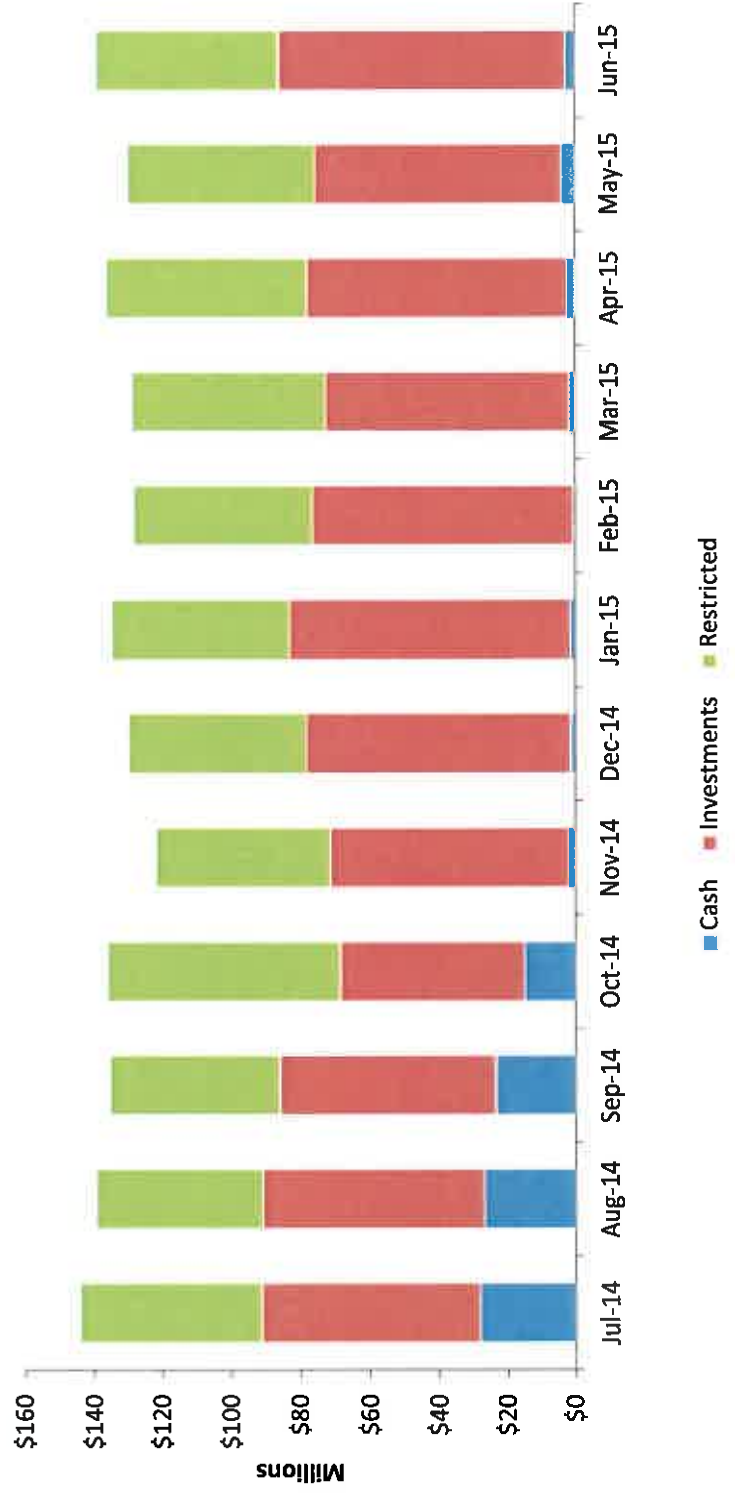
Description	June 2015	May 2015	Increase (Decrease)
Cash, Investments, Restricted Deposits	\$139.5M	\$130.2M	\$9.3M
Investment Portfolio Yield	0.511%	0.503%	0.008%
Average Days Cash on Hand	169 Days	147 Days	22 Days

Portfolio

Description	Allowable Threshold	Investment Value (\$ million)	Yield	Current Portfolio %
Short Term, Under 1 Year:				
LAIF	\$50M	\$24.8	0.30%	29%
CalTrust	\$20M	\$3.5	0.51%	4%
Citizens Business –Sweep	40%	\$28.9	0.25%	33%
CBB – Certificate of Deposit	20%	\$4.2	0.45%	6%
Bank of the West – MMA	20%	\$1.1	0.18%	1%
State and Local Municipal Bonds	9%	\$1.0	1.35%	1%
Medium Term Notes	20%	\$3.0	0.99%	4%
CBB Checking	40%	\$1.6	0.25%	2%
1 to 3 Years:				
Medium Term Notes	20%	\$1.0	1.11%	1%
US Treasury Note	n/a	\$1.0	0.62%	1%
US Government Securities	n/a	\$8.0	0.84%	9%
Over 3 Years:				
US Government Securities	n/a	\$8.0	1.54%	9%

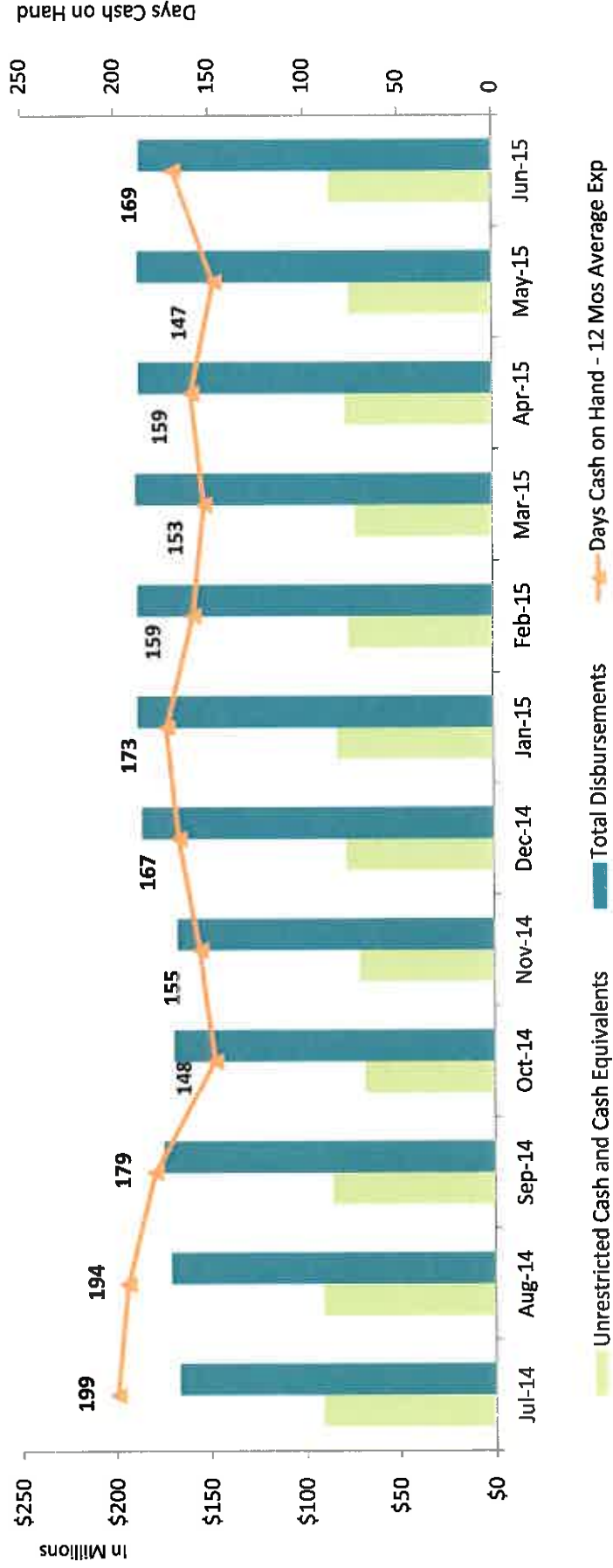
Cash, Investments and Restricted Deposits

Cash, Investments and Restricted Deposits

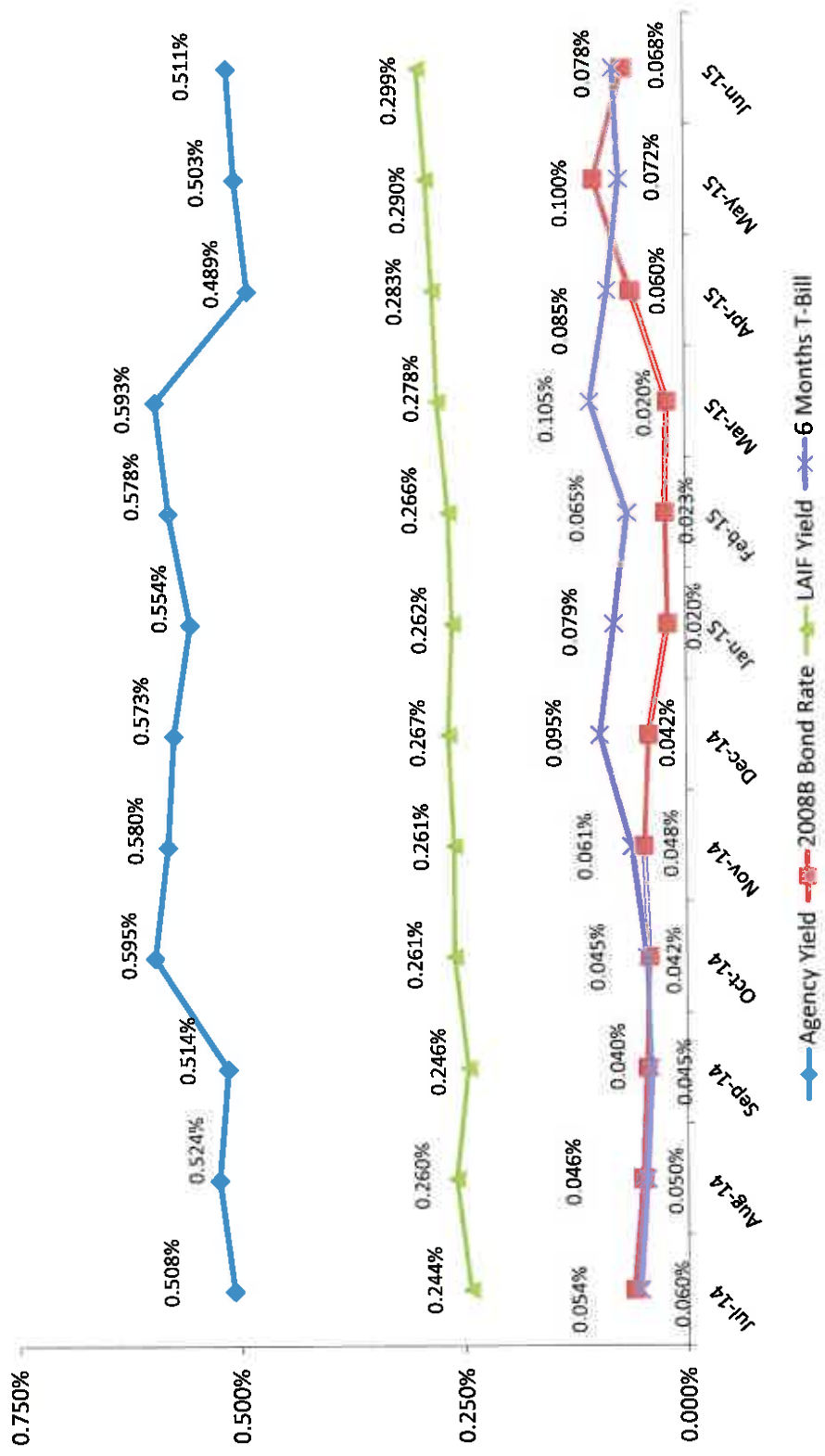


Day Cash On Hand 12 Months Rolling Average

Days Cash on Hand - 12 Mos Rolling



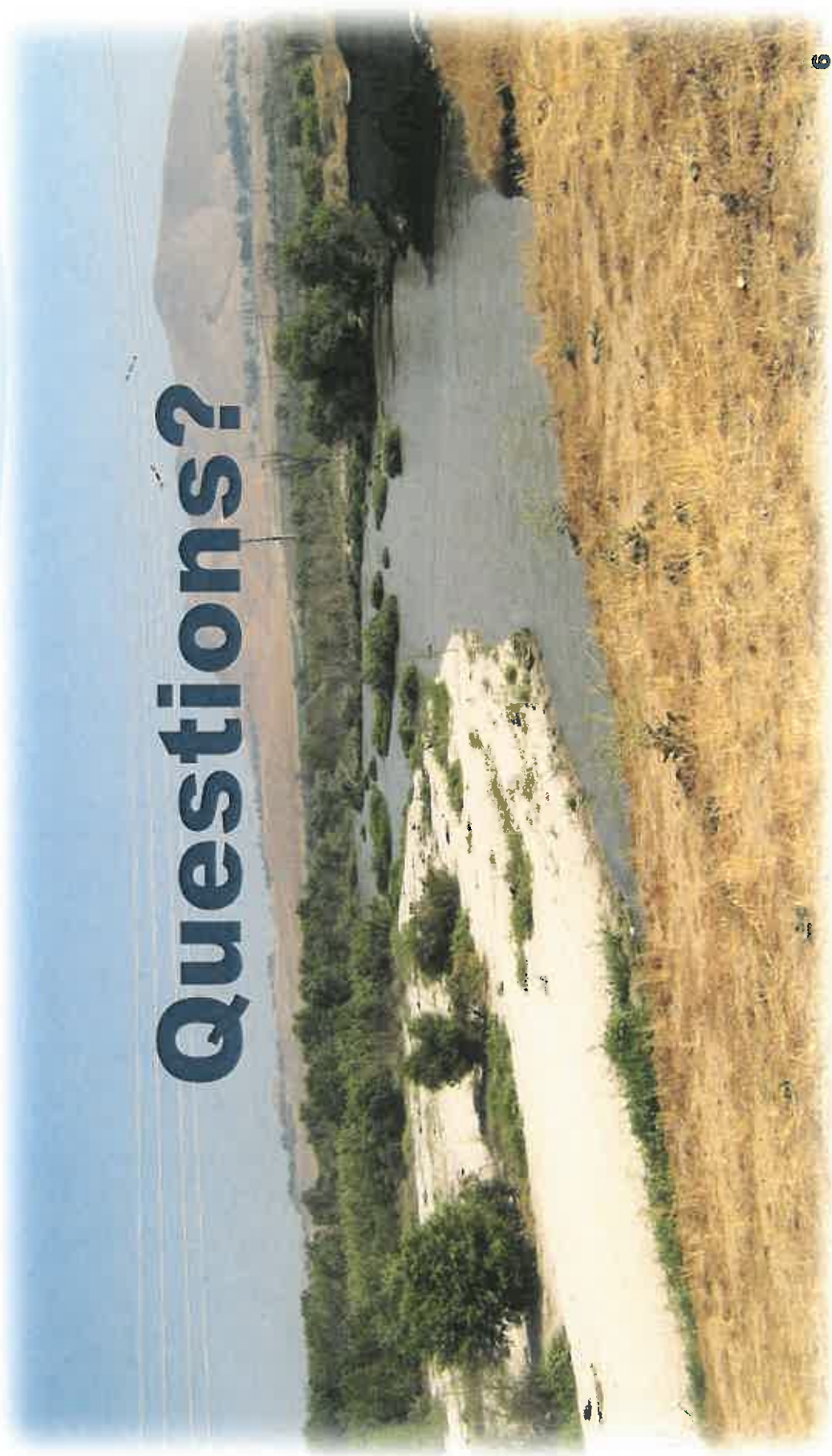
Month End Portfolio Yield Comparison





Inland Empire Utilities Agency
A MUNICIPAL WATER DISTRICT

Questions?



**INFORMATION
ITEM**

3F



Date: August 19, 2015

To: The Honorable Board of Directors

Through: Public, Legislative Affairs, and Water Resources Committee (8/12/15)

From: P. Joseph Grindstaff
General Manager

Submitted by: Kathy Besser
Manager of External Affairs

Subject: Public Outreach and Communication

RECOMMENDATION

This is an informational item for the Board of Directors to review.

BACKGROUND

August 2015

- August 21, 9th Annual San Bernardino County Water Conference, Cal State San Bernardino (5500 University Pkwy, San Bernardino), 8:00 a.m. – 12:00 p.m.
- Date TBD, IEUA Leadership Breakfast, IEUA HQB Event Room, 7:30 a.m. – 9:00 a.m.

September 2015

- September 23, Chino Day at the LA County Fair, 1101 W. McKinley Avenue, Pomona, 9:00 a.m. – 1:00 p.m.

October

- October 17, Landscape and Water Conservation Fair, Chino Basin Water Conservation District, 4594 San Bernardino St, Montclair, 9:00 a.m. – 2:00 p.m.
- October 27, WEWAC Project WET Workshop, IEUA HQB Event Room, 8:00 a.m. – 3:00 p.m.

November

- November 6-8, MWD Inspection Trip

Outreach/Education - Civic Publications Newspaper Campaign

- IEUA staff is working with Civic Publications to develop a summer 2015 water-saving campaign. This campaign will focus on water saving in a drought and will include display ads, an email blast and print media. All digital media will link to the IEUA micro-site with water-saving tips and rebate information.

Media and Outreach

- Staff has placed a Save Our Water ad in the *Chino Champion-Back to School* paper to run on August 8.
- IEUA staff is working with *La Opinion* and *Fontana Herald* to develop campaigns for fiscal year 2015/16.
- IEUA staff held the second Drought Task Force meeting with member agencies on July 28 to finalize the development of an outreach plan to implement a logo and tagline for consistent drought messaging across the region. Consultants Tripepi Smith & Associates presented campaign logos to the member agency reps they have developed thus far. Drought Task Force meetings will be held every other month.
- Staff has renewed a 12-month signage display contract with Big League Dreams located in Chino Hills. Once Tripepi Smith & Associates finalizes campaign artwork the signage will be updated from current Save Our Water display.
- Once Tripepi Smith & Associates finalizes drought campaign, content of the outreach ads will incorporate new tagline and drought alert logo.

Education and Outreach Updates

- Water Discovery Program: 80 Girl Scout troop members, elementary and high school students have taken part in the park field trip from July 1, 2015 through July 31, 2015. To date, staff has scheduled two field trips for August, one of which being a group of 80 teachers coming to learn about the wetlands and wastewater treatment. Additionally, Water Discovery Field Trips for school year 15/16 are being scheduled. The Busing Mini-Grant program will be ending in November 2015 and staff is currently working on putting a plan in place for the remaining school year.
- IEUA staff is working in cooperation with Chino Basin Water Conservation District and member agency representatives to plan the Landscape Water Conservation Fair held annually in October. The Water Conservation Fair will be held Saturday, October 17. Staff has applied for MWD's Community Partnering Program grant for additional funding for outreach and materials.
- Staff is working with the Water Resources Analyst II and graphic design consultants on creating a tagline to implement using landscape signage, billboards and magnets. Signs have been made available online to members of the community to print and display in their yards.
- Tripepi Smith & Associates has completed the creation of the member agency portal on IEUA's website where member agencies will log in to view and download documents. IEUA staff has completed content migration and created user logins and passwords for each agency.

Public Outreach and Communication

August 19, 2015

Page 3 of 3

- IEUA is working on updating various facility illustrations and brochures. The educational component for these brochures is being updated in order for visitors and stakeholders to have a simple yet detailed visual of each IEUA facility and process.
- Staff is currently working on scheduling the Summer Water Association Leadership Breakfast. A speaker invite letter has been sent to Colonel Kirk Gibbs, U.S. Army Corps of Engineers, who took command of the Los Angeles District Office on August 1. Date is TBD.
- Staff is in the process of working with our member agencies to recruit three teams for MWD's 2016 Solar Cup Competition to be held May 13-16, 2016. Two schools have expressed interest to participate thus far: Los Osos High School and Chino High School. Deadline to receive participation of interest is August 12.

PRIOR BOARD ACTION

None.

IMPACT ON BUDGET

The above-mentioned activities are budgeted in the FY 2015/16 Administrative Service Fund, Public Information Services budget.

**INFORMATION
ITEM**

3G

Innovative Federal Strategies LLC

Comprehensive Government Relations

MEMORANDUM

To: Joe Grindstaff and Kathy Besser, IEUA

From: Letitia White, Jean Denton, and Drew Tatum

Date: July 31, 2015

Re: July Monthly Legislative Update

Appropriations Update

Both the House and Senate Appropriations Committees have completed their work and reported 12 individual spending bills to the floor for consideration, but that seems to be where the process has stopped for the year. Before leaving for their month long recess, House Speaker John Boehner (R-OH) told reporters that the House would need to pass a continuing resolution in September in order to continue funding the government beyond the current fiscal year. While appropriators have been able to advance measures to the floor, the Senate has only attempted to bring up one appropriations bill for consideration, but that effort was blocked by Democrats. In the House, the process seems to have fallen apart after an amendment was offered to the Interior appropriations bill related to the display of the Confederate flag on federal property. That bill had to be pulled from the floor, and lawmakers haven't sought to bring another measure to the floor since then.

We have already confirmed with senior Appropriations Committee staff that drafts of a continuing resolution have been circulated among staff, but there has been no indication of exactly how long the government would operate under such a scenario. The committee staff has also been working on a list of anomalies, or programs that could have new starts/stops in the absence of an appropriations bill. Speaker Boehner told Members that they would have discussions about the continuing resolution after the August recess since it appeared there were not enough legislative days remaining to strike a deal with Democrats on individual appropriations measures or an omnibus package. While operating under a continuing resolution, lawmakers will have to consider the possibility of a continuing resolution for the entire fiscal year, or work out a plan to increase defense and domestic spending in order to get Congressional Democrats and the White House on board.

In addition to facing the need to pass appropriations measures, Congress will also have to pass an increase to the debt ceiling and grapple with a long term transportation spending plan. The Treasury Department has indicated it will continue to use extraordinary measures to avoid default. Using these measures, it is estimated that the United States can avoid default until December, when a debt ceiling increase will become necessary again. Lawmakers will also continue the conversation around a long-term transportation bill after opting for an additional two month extension before leaving town.

Innovative Federal Strategies LLC

Competing Drought Measures to Dominate Conversation in August

After months of teasing the release of a large California drought package, Senator Dianne Feinstein (D-CA) made good on a recent promise to introduce a bill before the August recess. Feinstein's bill comes on the heels of the introduction of a major infrastructure bill being introduced by her Senate colleague, Barbara Boxer (D-CA), and the passage of a bill to ease environmental protections to increase water availability to the Delta region by Rep. David Valadao (R-CA) and his fellow California House Republicans. Feinstein was facing increased pressure to produce a bill before returning to the state to face constituents in a state where drought conditions effect everyday life and dominate the news cycle.

Feinstein's bill would authorize roughly \$1.3 billion in federal funding over the next decade to combat drought through desalinization, water storage, recycling, and other projects. She took a different approach to responding to the drought this year than she did in her failed emergency package last year. Her bill also differs from the House passed bill in that it does not provide for easing restrictions under the Endangered Species Act. Unlike last year, it does not appear that Feinstein engaged House Republicans extensively in order to craft a package with bipartisan support. Feinstein relied heavily on the Association of California Water Agencies, Water Reuse, and the California State Water Resource Board as she crafted the bill. Specifically, she included a title in the bill devoted to recycled water projects in the state. That title also removes the need for Congress to authorize Title XVI projects within the Bureau of Reclamation, and it includes a list of agencies and municipalities that would be authorized after review by the Bureau of Reclamation, raising concerns that the list amounts to earmarked projects. Another criticism of Senator Feinstein's legislation is that it doesn't appropriate any new money while providing authorization for the new or expanded projects.

As lawmakers traverse the state during the month of August, we are sure to see them touting their own plans in an effort to secure support from municipalities and water agencies throughout the state. While the House has passed its bill, the Senate is slated to start the consideration of several drought related bills before the Senate Energy and Natural Resources Committee in September. In addition to the Feinstein and Valadao bills, Chairwoman Lisa Murkowski (R-AK) has indicated that she plans to introduce a west-wide package to support all western states facing drought conditions.

Congress Extends Transportation Deadline Once Again

The House and Senate were on a collision course over highway transportation funding and authorization in the House's final week before the August recess. Earlier in the month, House Ways and Means Committee Chairman Paul Ryan (R-WI) introduced a bill that passed the House that would have extended the program through mid-December while lawmakers continued to work on an international tax code overhaul to fund a long term deal. The bill received the blessing of the White House, but the Senate started down another path to proceed to a 6-year deal. In order to run out the clock on procedural moves, the Senate began consideration of an unrelated House bill that would be used as a shell to house the transportation bill before the final details of an agreement had been reached or released. Senate Majority Leader Mitch McConnell (R-KY) and Senator Barbara Boxer (D-CA) worked through a weekend to hash out an agreement that would provide for a long term (six years) authorization while providing three

Innovative Federal Strategies LLC

years of funding—forcing the next Congress to come up with other means of paying for the remaining authorization.

The Senate ultimately passed their bill, but the process was not without controversy. In addition to a rare Sunday session, the legislation was amended to include a controversial rider to reauthorize the Export-Import bank since the charter expired on June 30th. That led to accusations from Senator Ted Cruz (R-TX), a Republican presidential candidate, that Majority Leader Mitch McConnell lied to his Republican colleagues about a deal being in place to reauthorize the bank. Cruz also tried procedural moves to get votes on additional amendments, but failed to receive the support from 10 Senators necessary to receive a vote. The legislative proceedings also included an attempt to repeal the Affordable Care Act, which was unsuccessful. In addition to the controversy within the chamber, it became clear that the House would not consider the Senate bill before leaving town and the Senate was not prepared to pass the House bill. This forced the House to introduce and pass a three month extension before leaving town. The Senate quickly followed suit after wrapping up consideration of its long term package.

Lawmakers have again given themselves additional time to debate a long term measure after failing to do so during the last extension. Extending the authorization and funding through the end of October has only added to the long list of must-do items this fall. When lawmakers return in September, they will have to pass a funding measure for normal government operations beyond September 30th, continue looking at transportation options, and consider raising the debt limit before the Treasury department's ability to manage the debt runs out. At least one prominent Republican has already suggested rolling the three bills into one. Representative Tom Cole (R-OK), an Appropriations Subcommittee Chairman and Deputy Whip said, "My thing has always been: Why take three tough votes when you can just take one? I think the bigger deal you can get, the better."

Outlook for August

The House has already left for the August recess. The Senate will be in session during the first week of the month to take votes on defunding Planned Parenthood in light of recent videos that have surfaced. It is widely anticipated that they will leave town midweek before the first Presidential debate for 2016 is set to take place among the Republican candidates.

**INFORMATION
ITEM**

3H

Agricultural Resources

635 Maryland Avenue, N.E.
Washington, D.C. 20002-5811
(202) 546-5115
agresources@erols.com

July 30, 2015

Legislative Report

TO: Joe Grindstaff
General Manager, Inland Empire Utility Agency

FR: David M. Weiman
Agricultural Resources
LEGISLATIVE REPRESENTATIVE, IEUA

SU: Legislative Report, July 2015

The House and Senate adjourned for the scheduled (and usual) August break. Immediately prior to their departure, Senator Feinstein introduced her long-awaited drought bill. If water legislation is to pass the Congress and be enacted, the Feinstein bill will likely be the basis for it. Given its importance, this month's report is focused exclusively on it. The 147-page bill covers a range of issues. It also compels many questions (as yet unanswered).

From Senator Feinstein's Floor Statement when the bill was introduced (excerpted from the Congressional Record):

Despite the high likelihood of a strong El Niño this year, one wet season won't fix the problems. Experts estimate that California needs at least three above-average precipitation years to cover the current 37 million acre-foot deficit.

Doing nothing is simply not an option.

In drafting the bill we're introducing today, we started with the bill that unanimously passed the Senate in 2014.

We then modified that bill, adding significant environmental protections and removing controversial provisions.

We also included a range of provisions to protect and restore threatened and endangered species, as well as a number of programs to support long-term infrastructure projects like desalination, water recycling and storage.

My staff and I have taken dozens of meetings since January.

We have met with Congressional Republicans and Democrats, environmental groups, water districts, and State and local officials.

My California staff has visited water projects throughout the State to collect ideas, and my staff in Washington has consulted closely with Federal agencies to ensure the bill adheres to environmental law.

By releasing a bill this summer, months before the rainy season, Congress and the public will have ample time to review, debate and, where necessary, suggest improvements.

I expect the bill will receive a committee hearing, allowing every member of Congress and the public to weigh in.

Let me briefly discuss how this bill will help.

Federal policy will be most effective if it is aligned with the State's goals and the State water bond.

This means expanding Federal efforts to include long-term solutions such as desalination, recycling and storage. We also must look at ways to help communities that are running out of water.

DF California Drought Bill.

Two overarching observations:

* The long-awaited DF California drought bill – the *California Emergency Drought Relief Act of 2015* -- 147 pages, was finally introduced. At same time, it was accompanied by a five-page press release and six-page summary (bill, press release and summary have been provided to the General Manager). By contrast, it should be noted here that when Rep. Valadao introduced the legally complex 170-page House bill no summary was provided (that bill passed the House).

* DF bill is “two” bills in one. If one steps back – and examines the entire legislative package – both bills can be seen. First, it is a messaging bill. And second, it is a very specific authorization bill. The two are melded – which makes understanding it confusing – at best. Statutory “identification” is NOT a typical BuRec form of authorization. The bill “identifies” 105 water recycling projects and 26

desalination projects, and at least four storage projects, but does not (and according to applicable House/Senate rules cannot) “authorize” any of them. A project for IEUA is on the recycling list. The Chino Desalter is also on the list. The bill does “authorize” some \$1.2 billion for drought-related project investments, generally divided between Title XVI, WaterSense and efficiency projects as one group and storage as another.

Bill Structure/Organizaton

- * Four major Titles
 - Title I California Emergency Drought Relief
 - Title II Actions to Benefit Fish and Refuges
 - Title III Long-Term Water Supply Projects (storage, recycling, desal)
 - Title IV Federal Support for State and Local Drought Resiliency Projects (RIFIA)

Messaging Features

- * Bill labels as “identified” 105 water recycling projects, but none are “authorized.”
- * Bill labels as “identified” 26 desalination projects, but none are “authorized.”
- * Bill labels as “identified” four storage projects (one Federal, three non-federal), but none are “authorized.”
- * To authorize any would be in conflict with Senate rules and the House earmark ban (the Water Resources bill from the last Congress ran into the same challenge – and DF’s bill largely follows that format). The pending Highway bill has the same policy “challenge.”
- * But, be clear, none of these projects are authorized, at least not in the traditional sense.
- * By identifying these projects, and including them in the bill, it creates an appearance of inclusion or authorization that does not exist. Hence, the “messaging” feature of the bill.

Specific Programmatic Financial Authorizations

- * Desal
 - \$50 million (over five years) for “feasibility and design” for both “sea and brackish” projects.
 - \$50 million (over five years) for desal research
- * Storage
 - \$600 million for federal and non-federal project (four are “identified”).
- * Title XVI
 - \$200 million (no time limit)
- * RIFIA
 - \$200 million
- * WaterSMART
 - \$100 million
- * Research and Innovation Grants
 - \$35 million (such as metering, well-monitoring, on-site recycling and storm-water capture)
- * Fish and Wildlife

- \$20 million for ESA Implementation
- \$3 million for trap and barge initiatives
- \$4 million new spawning habitat
- \$11.5 for federal resource management agencies to update technology
- \$2 million (for five years) to restore wildlife refuges
- * Long-Term (beginning 2026)
 - \$150 million/year from “surplus” funds in the Reclamation Fund (this pot of additional future money can be included because it’s beyond the Budget Act’s 10-year “score.”)

Surprises

- * Bill being co-sponsored by Boxer. No one saw that coming. Not even a hint.
- * Bill structured (divided) and characterized to address “short-term” needs and “long-term” needs. Until released, the outline/structure of the bill was undisclosed.
- * Bill recognizes that water recycling is a MAJOR water supply solution in the near term (there is confusion in the bill over this point – DF calls recycling “long-term,” but compared to storage – not the same. This is new. DF has always supported Title XVI, but never at this scale. BuRec will not agree (or like).
- * Bill is silent regarding the proposed Delta tunnels advanced by the State (and does not include them as possible construction projects in the bill).
- * Bill acknowledges and included selected sections/provisions from already-introduced Matsui, Denham, McNerney, Huffman, Boxer, and Valadao bills. DF is openly attempting to be politically inclusive.
- * DF-SJ Valley Member “secret” talks last year were widely criticized for addressing drought in a limited “three-county” context. The DF/BB bill, by contrast, is far more a 58-county “all-California” bill than previous efforts. Bill’s geographic scope and orientation – very different.

Reaction

- * Valley Members have a muted response: they disagree with the bill, but welcome it primarily as a vehicle to conference.
- * Westlands issued a statement urging the bill to be passed as quickly as possible so it can be conferenced.
- * Overall, few articles and generally low media attention. SF Chronicle had an editorial that called it an improvement over previous efforts.
- * DWR Clips downplayed it – listed it as the 18th item two days after introduction.
- * DC Reps – lots of questions – need for clarification on numerous provisions.

Unclear Aspects/Elements of Bill

- * Bill authorizes at least \$1.2 billion in projects/programs. Bill costs, however, are NOT paid for. It “authorizes” but is not paid for (same problem with Senate Highway bill which passed the Senate)

immediately prior to the recess – but is today a non-starter in the House). This will almost assuredly become a political issue (a “Western” Drought bill will be even more expensive).

* Bill touts 850,00 AF of new water annually from 105 “identified” (but not “authorized”) water recycling projects. Again however, such a list appears to be in violation of Senate Rules – and certainly House earmark rules as well. DF was advised by ACWA, WaterReuse and CASA – and her own staff -- NOT to include a project list (for the reasons cited), but reportedly DF personally made the explicit decision to “identify” them. No one knows what this means. All sorts of implications.

* Bill touts 300,000 AF of new water annually from 26 “identified” (but “authorized”) desal projects. Again, such a list will be a non-starter in the House and may violate Senate rules as well.

* Many will see their project on the list and assume that their project is “authorized.” It will not be. The potential for confusion and uncertainty is high.

Bill Statutorily Clarifies Title XVI Authorization (statutory obstacle removed)

* Bill, according to DF summary, “*removes the congressional requirement for authorization of specific projects.*”

* A Matsui bill contains this provision.

* The provision is a DF/BB response to BuRec’s failure to request new feasibility reports and/or authorizations (in the middle of an extended drought).

* Worse, in response to specific questions submitted to Secretary Jewell at the March Resource Committee budget hearing, the Department declared that “additional funds won’t help Title XVI because of the lack new authorities.” It’s BuRec’s version of Catch-22. First, the agency, as part of its drought response, excludes Title XVI. Second, BuRec fails to ask for new feasibility studies or authorizations. Third, when asked, DOI and BuRec point to the absence of such authorities. Fourth, DOI and BuRec tell the Committee officially that “additional funds” won’t help Title XVI because of a lack of new authorities. Simply put, DOI/BuRec’s response to the Committee was more than disingenuous.

* This single provision breathes new life into Title XVI (and indirectly, the State’s recycling initiatives) DOI/BuRec’s disinterest notwithstanding.

Major Cost Question

* DF’s bill raises cost questions – regarding proposed storage projects

* DF’s bill, according to the explanations provided, assumes that California has inadequate storage capacity (an issue unto itself).

* Curious (and maybe a coincidence or maybe not), the very day DF’s bill is publicly released, BuRec published a feasibility study for the proposed project to increase the pool at Shasta Dam, concluding that while it was engineeringly feasible, it was NOT financially feasible.

* Between the project to raise Shasta and enlarging Middleton (Temperance Flat), the pre-authorization costs between them are estimated (by BuRec) to be \$4 Billion. Los Vasqueros and Sites Reservoir costs projections are not known, but for the sake of argument, let’s assume that’s another \$2

Billion. Or, for the four storage projects (one Federal and three non-federal), the projects costs are approximately \$6 Billion.

* This bill authorizes \$600 million for storage – or about 10% of the projected costs – assuming the cost is \$6 Billion for all four.

* Is it DF's intent to "cap" the federal cost-share for one (or all four) storage projects at \$600 Million OR is this bill a "Phase 1" or "down-payment" on storage construction obligations?

* Or, is this just a slug of money to be merged with CA's Prop. 1 monies? Unclear.

* Another way to ask the same question is: does this bill segment those storage costs – and consider this a first-phase authorization of a much larger multi-billion federal financial commitment?

* More bluntly, does this bill understate costs by \$5 Billion or more?

* Woven into these questions, what will the BuRec's role be in these storage projects – if any?

* Remember, back in the early 1990s, Utah state water officials kicked BuRec out of the construction business following massive cost-overruns and deceptive financial accounting (charged to UT water users). Senator Jake Garn (R-UT) teamed up with Senator Bill Bradley (D-NJ), then Chair, Water Subcommittee in the Senate AND House Resources Committee Chair, Rep. George Miller (D-CA) to reformulate the Central Utah Project (CUP), turning over all construction responsibilities to the local district. BuRec was functionally "fired" (BuRec tried to undue that statutory arrangement in the appropriations bill this past year – but it was blocked). Little known, but the Garn-Bradley-Miller effort became a pillar of the 1992 Act (which included authorization of CVPIA).

Next Immediate Steps

* Senate Energy Committee western drought hearing sometime in September, as yet unannounced (August recess begins next week).

* DF expects, following hearing, that a California bill will be "folded" into a larger Western Drought bill (not yet written).

* DF and BB have announced publicly that comments and/or feed-back are publicly invited, encouraged.

Western Drought Bill

* As of now, the bill doesn't exist.

* Western water interests met at the National Water Resources Association (NWRA) meeting in Monterey this coming week (Tuesday) to begin to put a proposal together.

Senate Schedule

* Senate is slated to return September 8, 2015, following the August break and the Labor Day holiday.

* The House and Senate are scheduled to be in session only 12 days in September.

- * The Calendar is packed with must-pass and other bills, including highly controversial issues including:
 - Iran Treaty
 - Government Funding (fiscal year ends September 30) – none of the 12 annual funding bills have been completed.
 - Debt Ceiling
 - Highway funding (6-year bill just “blew up” before the recess). Short-term fix in place.

Observations About a Drought Bill Conference

- * Beyond introduction, how this all plays out – is not clear at all.
- * House passed a California-only (Valadao-Nunes SJ Valley) Bill.
- * Senate will have a “western” bill, with a California provision (DF/BB bill assuming it passes the Senate – as introduced or modified prospectively).
- * Boxer will not be a conferee. Feinstein will not be a conferee. Neither serve on the ENR Committee.
- * Conference will be chaired by Murkowski and Bishop (House Chair).
- * There will be a majority of Senate Rs on the Conference. Precise number for Conference is unknown.
- * But, Mike Lee of Utah chairs the Water Subcommittee and he is certain to be a conferee.
- * Others who could be included are: John Barrasso, WY; Jim Risch, ID; Jeff Flake, AZ; Steve Daines, MT.
- * Cantwell of WA is the ranking D on full Committee and Sen. Mazie Hirono of HI is the ranking D on the Water Subcommittee. Ds will be outvoted on every/any issue.
- * Scenario # 1 – in Conference.
 - House says – you can have all the non-California “western” provisions – we want the ESA, CVPIA and other provisions in the CA titles.
 - BB and DF won’t be at the table.
 - Ds won’t have the votes
 - Recycling and desal projects – representing almost 1.2 MAF of new water annually will be dropped because of the earmark ban.
- * Scenario # 2 – Murkowski Tells California to work it out (DF and BB are defacto conferees)
 - Rest of Senate defers to CA for CA section
 - BB and DF are empowered by Murkowski to be defacto conferees
 - They negotiate with CA Rs (SJ Valley Members) to work out a bill
 - Huffman, as ranking D on Water and Power Subcommittee, will have a seat at the table (but will not have the votes to prevail on any issue)
- * Or, a hybrid of the above.

* Westlands is counting on BB and DF being functionally excluded.

Conclusion

This is a preliminary report. This report attempts to look at the “big picture.” As both a messaging bill AND an authorization – the bill is confusing (at least in key sections). It’s path to enactment is very unclear. Westlands et al welcome the bill and are anxious to get to conference. How this bill will be paid for is a separate issue unto itself (for the Committee to resolve). And, if some form of the bill is enacted, the sequence of funding is unclear (what gets funded when and who decides?). The bill also addresses a score of additional issues. Have not checked to see if Title XVI language is amended (needs to be checked). If so, why and what are those changes.

Despite the many questions surrounding the new proposal, this bill has the best chance of being enacted.

Overall, some is known. Much is not. I (and others back here) have a growing list of questions.

A DF bill, however, reconfigures the political landscape and makes the process “real.”

More as it’s learned.

**INFORMATION
ITEM**

31



July 31, 2015

To: Inland Empire Utilities Agency

From: Michael Boccadoro
President

RE: July Legislative Report

Overview:

The first half of July was a rush of activity to get all bills out of policy committees in the “second house” before the July 17 deadline, which was also the start of the month-long legislative summer recess. Members will return to Sacramento on August 17 to finish out the last four weeks of the legislative session which ends on September 11.

On July 9, there was a meeting convened between the California Public Utilities Commission (CPUC), the California Air Resources Board (CARB), and the California Independent Systems Operator (Cal ISO) called, “Joint Agency Symposium: Governor’s GHG Reduction Goals.” The symposium focused on electricity sector policies to achieve the targeted GHG reductions of 40 percent below 1990 levels by 2030, set by the Governor in and April executive order. A new “Integrated Resource Plan” concept was introduced by the CPUC that would allow for greater flexibility in determining the right mix of renewables to achieve both the state’s renewable energy and greenhouse gas reduction goals.

The Governor reappointed and the Senate has now confirmed Felicia Marcus as the chair of the State Water Resources Control Board. After questioning and discussion about water curtailments, drought response and other topics, Marcus was unanimously approved by the Senate Rules Committee, and was approved by the full Senate on a 25-10 vote just before members left for Summer Recess. Marcus enjoyed strong support from nearly all sectors of the water community.

The series of bills to address future renewable energy and GHG emissions reduction goals continue to move through the legislative process. SB 350 (de Leon), SB 32 (Pavley) and AB 645 (Rendon) are all sitting in their respective appropriations committees awaiting action when members return in mid-August. SB 350 and AB 645 both increase the Renewable Portfolio Standard to 50 percent by 2050, while SB 32 requires CARB to set statewide limits on GHG emissions of 40 percent below 1990 levels by 2030 and 80 percent below 1990 levels by 2050.

The California Air Resources Board (CARB) released their Cap and Trade Auction Proceeds Second Investment Plan-- Draft Concepts for Public Discussion Paper. The Concept Paper presents preliminary, high level ideas for public discussion and comment. It does not propose any specific funding levels or percentage allocations, as those allocations are made during the budget process. For the water sector, it does recommend investment strategies to create a low-carbon water system that includes:

- Renewable energy generation by water agencies and water suppliers including at wastewater treatment facilities.
- Improved energy efficiencies, including pumps, turbines, and existing desalination plants.
- Reduced demand for carbon-intensive water.
- On-farm energy and water efficiency practices.

Inland Empire Utilities Agency Status Report – July 2015

New “Integrated Resource Plan” Introduced at Energy Symposium

On July 9, there was a meeting convened between the California Public Utilities Commission (CPUC), the California Air Resources Board (CARB), and the California Independent Systems Operator (CalISO) called, “Joint Agency Symposium: Governor’s GHG Reduction Goals.” The symposium focused on electricity sector policies to achieve the targeted GHG reductions of 40 percent below 1990 levels by 2030, set by the Governor in and April executive order.

Ed Randolph, director of the CPUC Energy Division, outlined an “integrated” plan for how utilities could cut GHGs to help meet the state’s 2030 target while ramping up the procurement of renewable power, rather than simply extending the current RPS target. He outlined that under the “Integrated Resources Plan” approach, state agencies would set GHG emission reduction goals for utilities, as well as other targets that may include local air quality and different energy resource mixes. The approach would give the utilities more flexibility in how the 50 percent renewable target can be met while also reaching the GHG reduction target.

Randolph noted that the “single venue” approach he outlined would allow the CPUC to determine the best mix of resources to maximize emissions reductions and reliability at the least cost while addressing issues like over-generation of solar and wind and will provide a much more transparent process. He recognized that this approach would likely include a lengthy, complex and expensive administrative processes for implementation and that determining how the Publicly Owned Utilities (POUs) would be regulated still needs to be worked out.

The IOUs were particularly concerned about the POUs being subject to the same rules, but appreciated the flexibility outlined in the proposal.

Other stakeholders noted that this was the first they had heard of the CPUC idea and voiced frustrations that it had not been discussed earlier, especially considering the number of bills working through the legislature to extend current policies.

This new concept has not yet been introduced into legislation. PG&E, SCE and SDG&E have all pushed hard for more flexible methods of achieving their RPS and GHG targets. Whether this alternative concept gets more serious legislative debate and discussion is up in the air at this point.

Felicia Marcus Re-Confirmed as Chair State Water Resources Control Board

On July 16, the Senate re-confirmed Felicia Marcus as chair of the State Water Resources Control Board (SWRCB) with a 25-10 vote. Marcus was first appointed to the board in 2012 and has served as chair since 2013. She was questioned before the Senate Rules Committee earlier in the month, where she received unanimous bipartisan support. Marcus defended the board's response to the drought including first-time curtailment orders on agricultural water right holders and other drought mitigation measures. Additionally, Marcus fielded questions about non-responsive staff, cleanup of contaminated water in disadvantaged communities, the transition of the drinking water program from the Department of Health Services and getting bond funding out the door quickly and efficiently.

Climate Change Legislation

The series of bills to address future renewable energy and GHG emissions reduction goals continue to move through the legislative process. SB 350 (de Leon), SB 32 (Pavley) and AB 645 (Rendon) are all sitting in their respective appropriations committees awaiting action when members return in mid-August.

SB 350 and AB 645 establish a 50 percent Renewable Portfolio Standard (RPS) to 2030 with other benchmark targets set between now and 2030. They also set other goals for energy efficiency. SB 350 also includes a highly controversial provision seeking to reduce petroleum use by 50 percent. The fuel provisions are expected to face stronger concerns from moderate Democrats in the State Assembly.

Stakeholders and utilities have raised a number of concerns during committee hearings including rising energy costs hurting businesses and individuals. Several groups, including the utilities and rooftop solar interests are urging both authors to allow behind the meter energy generation to receive a full, bucket one credit in the new RPS program. President Pro Tem de Leon has agreed to amend his bill to allow the CPUC to create a program designed specifically for on-site renewable energy generation procurement. It is unclear if this amendment satisfies those stakeholders advocating for the bucket one credit.

SB 32 requires CARB to set statewide limits on GHG emissions of 40 percent below 1990 levels by 2030 and 80 percent below 1990 levels by 2050, and authorized CARB to set an interim limit for 2040. Stakeholders have the same concerns about cost containment outlined for SB 350 and AB 645. Cost effect pathways to achieve the higher standard have not yet been identified. Opponents have raised concerns about higher energy and fuel prices and the impacts on industry and business.

Draft Cap and Trade Auction Revenue Second Investment Plan Released by CARB

The California Air Resources Board (CARB) released their Cap and Trade Auction Proceeds Second Investment Plan-- Draft Concepts for Public Discussion paper. The Concept Paper presents preliminary, high level ideas for public discussion and comment. It does not propose any specific funding levels or percentage allocations, as those allocations are made during the budget process.

It is important to remember that the Legislature has already permanently allocated 60 percent of the Greenhouse Gas Reduction Fund dollars as follows:

- 25 percent to High Speed Rail
- 20 percent to Affordable Housing and Sustainable Communities Program
- 10 percent to Transit and Intercity Rail Capital Program
- 5 percent to Low Carbon Transit Operations Program

The other 40 percent are allocated every year by the Legislature. Total GGRF funds now exceed \$2.2 billion annually with roughly \$900 million available for allocation by the Legislature.

CARB has created three categories for potential investment; transportation and sustainable communities, clean energy and energy efficiency, and natural resources and waste diversion. Within the clean energy and energy efficiency category, they have identified a low-carbon water system as an investment concept in the plan. Specifically they have identified the following as ways to create a low-carbon water system:

- Renewable energy generation by water agencies and water suppliers including at wastewater treatment facilities.
- Improved energy efficiencies, including pumps, turbines, and existing desalination plants.
- Reduced demand for carbon-intensive water.
- On-farm energy and water efficiency practices.

They have identified the potential recipients of these funds as; water utilities, irrigation districts, local governments, state water managers, nonprofit organizations and agricultural, industrial and commercial operations.

CARB plans to hold public workshops in August, release a Preliminary Draft Second Investment Plan in the fall, followed by more workshops, release a Revised Draft Second Investment Plan and hold a public board hearing in the late fall and submit a final plan to the Legislature in the beginning of 2016.

Legislative Update

Bills had to be out of their second house policy committees by July 17. July 17-August 17 is the annual Summer Recess for the Legislature. When they return, Legislators will work in appropriations committees until the August 28 deadline for all bills to be on the floor. They will then have until September 11 to pass bills off the floor for the Governor's signature.

Below are bills IEUA is tracking:

**INFORMATION
ITEM**

3J



CALIFORNIA STRATEGIES, LLC

Date: July 30, 2015
To: Inland Empire Utilities Agency
From: John Withers, Jim Brulte
Re: July Activity Report

Listed below is the California Strategies, LLC monthly activity report. Please feel free to call us if you have any questions or would like to receive any more information on any of the items mentioned below.

- Met with IEUA Executive Management Team to review priority issues and to discuss activities for July that are priorities-July 6th
- Participated in discussions with staffs of San Bernardino and IEUA to discuss coordination of County and District legislative and public policy issue agendas that Executive Staff is implementing
- Monitored LAFCO staff and Chair on the status and key issues related to the MSR process currently underway for water conservation districts countywide. Discussed September 2015 MSR Lafco hearing and follow up items.
- Support and advise on IEUA/SBVMWD transfer transaction on an as needed basis.
- Provided an update on the recent filing of a Sphere of Influence amendment update by the CVWRD. Support the coterminous with IEUA option.
- Continue to monitor statewide water issues including the BDCP, water bond, and drought relief act activities.
- Outreach to Board Directors as needed on issues of interest
- Monitor Santa Ana Regional Board agenda, SAWPA agenda and issues of interest to IEUA.

**INFORMATION
ITEM**

3K

Innovative Federal Strategies LLC

Comprehensive Government Relations

MEMORANDUM

To: Joe Grindstaff and Kathy Besser, IEUA

From: Letitia White, Jean Denton, and Drew Tatum

Date: July 31, 2015

Federal Legislation of Significance

Bill Number	Sponsor	Summary	Status
n/a	Sen. Dianne Feinstein	Feinstein introduced legislation in the final days of the month to combat drought in California. Specifically for IEUA, it contains a title on recycled water. It also removed the requirement for Congress to authorize Title XVI projects.	Introduced. Waiting a hearing before the Senate Energy and Natural Resources Committee in September when other drought bills are considered.
H.R.2898	Rep. David Valadao	Western Drought Legislation introduced by California House Republicans that would ease environmental regulations provide for easier permitting for water storage projects.	Passed the House. To be considered before the Senate Energy and Natural Resources Committee in September.
S.1140	Senator John Barrasso	Requires the Secretary of the Army and the Administrator of the Environmental Protection Agency to propose a regulation revising the definition of the term "waters of the United States".	Introduced and reported favorably by the Environment and Public Works Committee for consideration by the Senate.
H.R.1732	Rep. Bill Shuster	Requires the Secretary of the Army and the Administrator of the Environmental Protection	This bill has passed the House. The Senate is currently considering their

Innovative Federal Strategies LLC

		Agency to withdraw their existing proposed rule regarding the waters of the United States and propose a new rule with additional stakeholder feedback.	own version (mentioned above).
n/a	Rep. Paul Ryan or Senator Orrin Hath	Tax Reform Legislation specific to municipal bond preferential tax status.	There is currently no broad tax reform package up for consideration, but we suspect talk will continue as Congress looks at a long-term highway and transit funding bill.
n/a	Rep. Jared Huffman / Sen. Barbara Boxer	Provides for \$1.2 billion in new water related appropriations to help the western United States build storage capacity to help with long-term drought mitigation.	Huffman has introduced his bill in the House / Boxer has introduced the companion bill in the Senate.

**INFORMATION
ITEM**

3L



July 31, 2015

To: Inland Empire Utilities Agency

From: Michael Boccadoro
President

IEUA2015 Legislation Tracking Matrix-- POSITIONS

Bill	Author	Subject	Status	Description	IEUA Position	Notes
<u>AB</u> 143	STONE (R)	Diamond Valley Reservoir: recreational use.		Current law, with certain exceptions, prohibits recreational use, in which there is bodily contact with water, in a reservoir in which water is stored for domestic use and establishes water standards for those exempted reservoirs. This bill would exempt from this prohibition recreational activity in which there is bodily contact with water by any participant in the Diamond Valley Reservoir if certain standards are met. This bill contains other related provisions.	Oppose	Bill was made a two-year bill.

SB 75	Budget Committee	Emergency Drought Appropriati ons	Held in Assembly	Emergency Drought Expenditures	Support	The Emergency Drought bills were passed in separate vehicles, ABs 91 & 92, contained the same language as SB 75
----------	---------------------	--	---------------------	-----------------------------------	---------	--

INFORMATION
ITEM

3M



Date: August 19, 2015
To: The Honorable Board of Directors
Through: Public, Legislative Affairs and Water Resources Committee (08/12/15)
From: P. Joseph Grindstaff
General Manager
Submitted by: Kathy Besser
Manager of External Affairs
Subject: Support for State Legislation

RECOMMENDATION

This is an information item informing the Board that the Agency has taken a position of support for:

1. SB 385 – (Hueso) Primary Drinking Water Standards: Hexavalent Chromium;
2. SB 471 – (Pavley) Water, Energy and Reduction of Greenhouse Gas Emissions;
3. AB 888 – (Bloom) Waste Management: Plastic Microbeads; and,
4. AB 1144 – (Rendon) California Renewables Portfolio Standard Program

BACKGROUND

On August 12, the Public, Legislative Affairs and Water Resources Committee adopted a support position on four bills that will promote the Agency's interests. As authorized by the Board, on July 17, 2013, the General Manager will act on behalf of the Agency to author and sign the legislative position letters.

1. SB 385 – (Hueso) Primary Drinking Water Standards: Hexavalent Chromium – SUPPORT

This ACWA sponsored bill would provide a process for public water systems to take the needed steps to comply with the State's new maximum contaminant level standard for chromium-6 that went into effect July 1, 2014. The bill does not weaken or delay the implementation of the chromium-6 standard, but rather establishes a carefully monitored process for public water systems to work toward and achieve compliance. As amended

April 7, the measure would authorize the State Water Resources Control Board to grant a limited period of time for affected water systems to work toward achieving compliance without being deemed in violation as long as strict safeguards are met. The plan must lead to compliance by the earliest feasible date, which in no event will be allowed to extend past January 1, 2020.

The reasoning is that a six-month time frame before implementation is not realistic for some water agencies that may need to construct new water treatment facilities, which may lead to potential enforcement actions and litigation costs.

This bill is consistent with IEUA's business goals on water reliability.

2. SB 471 – (Pavley) Water, Energy and Reduction of Greenhouse Gas Emissions -- SUPPORT

This bill would authorize funding in the form of a grant and loan program from the Greenhouse Gas Reduction Fund for water sector projects. While energy has always been a key factor in water resource planning, this bill would provide new opportunities for accessing funding for projects that reduce water-related GHG emissions. The bill also directs the California Energy Commission, in cooperation with specified sister agencies, to conduct a study of water-related energy use in California.

Eligible projects could include local water solutions that reduce energy-intensive water imports, clean energy generation at wastewater facilities, leak detection, and water appliance efficiency.

SB 471 is consistent with IEUA's business goals on wastewater management and draft energy management plan.

3. AB 888 – (Bloom) Waste Management: Plastic Microbeads – SUPPORT

This CASA co-sponsored bill would bar California retailers from selling products containing tiny plastic beads (which currently are embedded in many exfoliating creams and scrubs) beginning in 2020. Microbeads have gained attention as a significant source of pollution, and, according to the bill's author, phasing out the beads makes more sense than having cities install costly filters to catch them. This would provide additional source protection for wastewater treated by IEUA, benefitting recycled water quality.

An organization representing the cosmetics industry adopted a neutral position after amendments clarifying what types of products would be covered. The legislation covers toothpaste and products with biodegradable plastic beads, including some soaps and facial scrubs.

This bill is consistent with IEUA's business goals for recycled water.

4. AB 1144 – (Rendon) California Renewables Portfolio Standard Program – SUPPORT

This legislation, sponsored by CASA, would increase the value of the Renewable Energy Credits (RECs) generated and sold by wastewater treatment agencies that utilize their renewable energy on-site in California by directing the California Public Utilities Commission to place them in “Bucket 1” alongside “bundled” RECs rather than “Bucket 3” where they currently reside. California biogas projects at wastewater facilities are considered “unbundled” because the energy generated is generally used on-site at the facility and not delivered to the electrical grid.

Bucket 3 rates are the lowest value energy credits (currently valued at between \$0.50 and \$0.90/MW), and with this legislation, the Bucket 1 rates, which are the highest value energy credits (currently valued at between \$12 and \$30/MW), has the potential to provide financing for wastewater energy infrastructure.

The reasoning behind moving “buckets” is that the greenhouse gas reduction benefits to California are the same as other types of Bucket 1 RECs, whereas Bucket 3 RECs are for energy produced out of state and not connected to the California grid.

AB 1144 is consistent with IEUA’s business goals on wastewater management and draft energy management plan.

PRIOR BOARD ACTION

None.

IMPACT ON BUDGET

None.

**AGENCY
REPRESENTATIVES'
REPORTS**

4A



S A W P A

SANTA ANA WATERSHED PROJECT AUTHORITY
11615 Sterling Avenue, Riverside, California 92503 • (951) 354-4220

REGULAR COMMISSION MEETING TUESDAY, AUGUST 18, 2015 – 9:30 A.M.

AGENDA

1. CALL TO ORDER/PLEDGE OF ALLEGIANCE (Thomas P. Evans, Chair)

2. ROLL CALL

3. PUBLIC COMMENTS

Members of the public may address the Commission on items within the jurisdiction of the Commission; however, no action may be taken on an item not appearing on the agenda unless the action is otherwise authorized by Government Code §54954.2(b).

4. CONSENT CALENDAR

All matters listed on the Consent Calendar are considered routine and non-controversial and will be acted upon by the Commission by one motion as listed below.

- A. APPROVAL OF MEETING MINUTES: AUGUST 4, 2015 5
Recommendation: Approve as posted.
- B. TREASURER’S REPORT – JULY 2015 11
Recommendation: Approve as posted.

5. NEW BUSINESS

- A. PURCHASE OF A VACUUM EXCAVATOR UNIT (CM#2015.65) 17
Presenter: Carlos Quintero
Recommendation: Authorize transfer of no more than \$60,000 from Brine Line Reserves for the purchase of a trailer mounted vacuum excavator unit.
- B. INLAND EMPIRE BRINE LINE REACH V REHABILITATION AND IMPROVEMENT PROJECT
Presenter: Rich Haller
Recommendation: Receive and file an update on the Inland Empire Brine Line Reach V Rehabilitation and Improvement Project.

C. ACWA COMMITTEE APPOINTMENT NOMINATIONS FOR THE 2016-2017 TERM 19

Presenter: Celeste Cantú

Recommendation: Receive and consider a Memorandum from John Coleman, ACWA President, dated August 3, 2015, regarding ACWA committee appointment nominations for the 2016-2017 term; and direct staff as necessary.

6. INFORMATIONAL REPORTS

Recommendation: Receive and file the following oral/written reports/updates.

A. GENERAL MANAGER'S REPORT 25

B. SAWPA GENERAL MANAGERS MEETING NOTES 27

- August 11, 2015

C. CHAIR'S COMMENTS/REPORT

D. COMMISSIONERS' COMMENTS

7. CLOSED SESSION

A. CONFERENCE WITH LEGAL COUNSEL – EXPOSURE TO LITIGATION – PURSUANT TO GOVERNMENT CODE SECTION 54956.9(d)(2)

Number of Potential Cases: One

8. FUTURE AGENDA ITEMS

9. ADJOURNMENT

PLEASE NOTE:

Americans with Disabilities Act: Meeting rooms are wheelchair accessible. If you require any special disability related accommodations to participate in this meeting, please contact Kelly Berry at (951) 354-4230 or kberry@sawpa.org. Notification at least 48 hours prior to the meeting will enable staff to make reasonable arrangements to ensure accessibility for this meeting. Requests should specify the nature of the disability and the type of accommodation requested.

Materials related to an item on this agenda submitted to the Commission after distribution of the agenda packet are available for public inspection during normal business hours at the SAWPA office, 11615 Sterling Avenue, Riverside, and available at www.sawpa.org, subject to staff's ability to post documents prior to the meeting.

Declaration of Posting

I, Kelly Berry, Clerk of the Board of the Santa Ana Watershed Project Authority declare that on Wednesday, August 12, 2015, a copy of this agenda has been uploaded to the SAWPA website at www.sawpa.org and posted in SAWPA's office at 11615 Sterling Avenue, Riverside, California.

/s/

Kelly Berry, CMC

2015 - SAWPA Commission Meetings/Events

First and Third Tuesday of the Month

(NOTE: Unless otherwise noted, all Commission Workshops/Meetings begin at 9:30 a.m., and are held at SAWPA.)

January 1/6/15 Commission Workshop 1/20/15 Regular Commission Meeting	February 2/3/15 Commission Workshop 2/17/15 Regular Commission Meeting
March 3/3/15 Commission Workshop 3/17/15 Regular Commission Meeting	April 4/7/15 Commission Workshop 4/21/15 Regular Commission Meeting
May 5/5/15 Commission Workshop [CANCELLED] 5/19/15 Regular Commission Meeting	June 6/2/15 Commission Workshop [Special] 6/16/15 Regular Commission Meeting
July 7/7/15 Commission Workshop 7/21/15 Regular Commission Meeting	August 8/4/15 Commission Workshop 8/18/15 Regular Commission Meeting
September 9/1/15 Commission Workshop [TO BE CANCELLED] 9/15/15 Regular Commission Meeting	October 10/6/15 Commission Workshop 10/20/15 Regular Commission Meeting
November 11/3/15 Commission Workshop 11/17/15 Regular Commission Meeting	December 12/1/15 Commission Workshop 12/1 – 12/4/15 ACWA Fall Conference, Indian Wells 12/15/15 Regular Commission Meeting

**AGENCY
REPRESENTATIVES'
REPORTS**

4B



THE METROPOLITAN WATER DISTRICT
OF SOUTHERN CALIFORNIA

MWD MEETING AGENDA

Adjourned Regular Board Meeting

August 18, 2015

12:00 p.m. – Board Room

Tuesday, August 18, 2015 Meeting Schedule		
7:00-8:00 a.m.	Rm. 2-413	Dirs. Computer Training
8:30 a.m.	Rm. 2-145	Adj. L&C
10:30 a.m.	Rm. 2-456	Adj. OP&T
12:00 p.m.	Board Room	Adj. Board Meeting
1:00 p.m.	Rm. 2-145	IRP

MWD Headquarters Building

• 700 N. Alameda Street •

Los Angeles, CA 90012

1. Call to Order

- (a) Invocation: Elizabeth Campos, Administrative Analyst,
Business Technology Group
- (b) Pledge of Allegiance: Director Galleano

2. Roll Call

3. Determination of a Quorum

PUBLIC HEARING

Public hearing to consider suspending the tax rate limitations in Section 124.5 of the Metropolitan Water District Act to maintain the ad valorem tax rate

- 4. Opportunity for members of the public to address the Board on matters within the Board's jurisdiction. (As required by Gov. Code § 54954.3(a))

5. OTHER MATTERS

- A. Approval of the Minutes of the Meeting for July 14, 2015. (A copy has been mailed to each Director)
Any additions, corrections, or omissions
- B. Report on Directors' events attended at Metropolitan expense for month of July
- C. Approve committee assignments
- D. Chairman's Monthly Activity Report
- E. Adopt resolution in support for the nomination of Kathleen Tiegs, a member of the board of directors of the Cucamonga Valley Water District, for the office of president of the Association of California Water Agencies
- F. Adopt motion to adjourn the September Board Meeting to September 15, 2015, due to the Labor Day holiday. (Committees to meet on September 14, and 15, 2015)
- G. Tax Levy for fiscal year 2015/16. (F&I)
 - 5G-1 Report on list of certified assessed valuations for fiscal year 2015/16 and tabulation of assessed valuations, percentage participation, and vote entitlement of member public agencies as of August 15, 2015. **(Mailing Separately)**
 - 5G-2 Adopt (1) the resolution finding that continuing an ad valorem tax rate at the rate levied for fiscal year 2014/15 is essential to Metropolitan's fiscal integrity; and (2) the resolution establishing the tax rate for fiscal year 2015/16. **(Mailing Separately)**

6. DEPARTMENT HEADS' REPORTS

- A. General Manager's summary of Metropolitan's activities for the month of July
- B. General Counsel's summary of Legal Department activities for the month of July
- C. General Auditor's summary of activities for the month of July
- D. Ethics Officer's summary of activities for the month of July

7. CONSENT CALENDAR ITEMS — ACTION

- 7-1 Appropriate \$480,000; and award \$345,305 contract to F. M. Thomas Air Conditioning, Inc. to replace the Administration Building HVAC system at the Robert A. Skinner Water Treatment Plant (Approp. 15485). (E&O)

Recommendation:

Option #1:

Adopt the CEQA determination that the proposed action was previously determined to be categorically exempt and that no further environmental analysis or documentation is required, and

- a. **Appropriate \$480,000; and**
- b. **Award \$345,305 contract to F. M. Thomas Air Conditioning, Inc. to replace the Skinner Administration Building's HVAC system.**

- 7-2 Appropriate \$1.24 million; and award \$930,483 contract to Coleman Construction, Inc. to upgrade the network rooms at Metropolitan's Headquarters Building (Approp. 15487). (E&O)

Recommendation:

Option #1:

Adopt the CEQA determination that the proposed action is categorically exempt from CEQA, and

- a. **Appropriate \$1.24 million; and**
- b. **Award \$930,483 contract to Coleman Construction, Inc. for upgrades to the network rooms at Metropolitan's Headquarters Building at Union Station.**

- 7-3 Authorize the process for Metropolitan to vote in Palo Verde Irrigation District elections. (WP&S)

Recommendation:

Option #1:

Adopt the CEQA determination that the proposed project is not defined as a project and is not subject to CEQA, and

Adopt the resolution as contained in Attachment 1 authorizing the General Manager to cast, directly or by proxy, Metropolitan's votes in PVID elections.

(END OF CONSENT CALENDAR)

8. OTHER BOARD ITEMS — ACTION

- 8-1** **Appropriate \$17.7 million; and (1) award \$10,267,000 contract to Kiewit Infrastructure West Co. for chemical feed upgrades at the F. E. Weymouth Water Treatment Plant; (2) award \$371,800 contract to O’Connell Engineering & Construction, Inc. for scrubber platform improvements; and (3) authorize agreement with Lee & Ro., Inc., in an amount not to exceed \$364,000 (Approps. 15392, 15472, & 15477). (E&O)**

Recommendation:

Option #1:

Adopt the CEQA determination that the proposed action has been previously addressed in the certified EIR and that no further environmental analysis or documentation is required, and that the proposed action is categorically exempt, and

- a. Appropriate \$17.7 million;**
- b. Award \$10,267,000 contract to Kiewit Infrastructure West Co. for chemical feed upgrades at the Weymouth plant;**
- c. Award \$371,800 contract to O’Connell Engineering & Construction, Inc. for scrubber platform improvements; and**
- d. Authorize agreement with Lee & Ro, Inc. in an amount not to exceed \$364,000.**

- 8-2** **Appropriate \$4.9 million; and award \$2,998,000 contract to Kiewit Infrastructure West Co. for seismic retrofit of the Upper Feeder’s Santa Ana River Bridge (Approp. 15441). (E&O)**

Recommendation:

Option #1:

Adopt the CEQA determination that the proposed action has been previously addressed in the adopted 2012 MND and MMRP, and that no further environmental analysis or documentation is required, and

- a. Appropriate \$4.9 million; and**
- b. Award \$2,998,000 contract to Kiewit Infrastructure West Co. for seismic retrofit of the Upper Feeder’s Santa Ana River Bridge.**

- 8-3 Authorize amendment to the California Agreement for the Creation and Delivery of Extraordinary Conservation Intentionally Created Surplus. (WP&S)

Recommendation:

Option #1:

Adopt the CEQA determination that the proposed action is exempt from CEQA and is not defined as a project under CEQA, and

Authorize the General Manager to enter into an amendment to the 2007 California Agreement for the Creation and Delivery of Extraordinary Conservation Intentionally Created Surplus consistent with the terms outlined herein and in a form approved by the General Counsel.

- 8-4 Adopt legislative priorities for federal drought legislation. (C&L) **(Mailing Separately)**

9. BOARD INFORMATION ITEMS

- a. Conference with labor negotiators
[Conference with labor negotiators; to be heard in closed session pursuant to Gov. Code Section 54957.6. Metropolitan representative: Stephen V. Lem, Manager of Labor Relations and EEO Investigations Section. Employee organizations: The Employees Association of The Metropolitan Water District of Southern California/AFSCME Local 1902; the Management and Professional Employees Association MAPA/AFSCME Chapter 1001, and the Supervisors Association]

10. OTHER MATTERS (Contd.)

- 10-1 Department Head Performance Evaluations
[Public employees' performance evaluations—General Manager, General Counsel, General Auditor, and Ethics Officer; to be heard in closed session pursuant to Gov. Code Section 54957]
- 10-2 Department Head Salary Survey 2015
- 10-3 Discuss and approve compensation recommendation for General Manager, General Counsel, General Auditor, and Ethics Officer **(To Be Distributed at Meeting)**

11. FUTURE AGENDA ITEMS

12. ADJOURNMENT

NOTE: At the discretion of the Board, all items appearing on this agenda and all committee agendas, whether or not expressly listed for action, may be deliberated and may be subject to action by the Board.

Each agenda item with a committee designation will be considered and a recommendation may be made by one or more committees prior to consideration and final action by the full Board of Directors. The committee designation appears in parentheses at the end of the description of the agenda item e.g., (E&O, F&I). Committee agendas may be obtained from the Board Executive Secretary.

Writings relating to open session agenda items distributed to Directors less than 72 hours prior to a regular meeting are available for public inspection at Metropolitan's Headquarters Building and on Metropolitan's Web site <http://www.mwdh2o.com>.

Requests for a disability related modification or accommodation, including auxiliary aids or services, in order to attend or participate in a meeting should be made to the Board Executive Secretary in advance of the meeting to ensure availability of the requested service or accommodation

**AGENCY
REPRESENTATIVES'
REPORTS**

4D

**CHINO BASIN WATERMASTER
WATERMASTER BOARD MEETING**

11:00 a.m. – July 23, 2015

WITH

Mr. Steve Elie – Chair

Mr. Paul Hofer – Vice-Chair

At The Offices Of

Chino Basin Watermaster

9641 San Bernardino Road

Rancho Cucamonga, CA 91730

AGENDA

CALL TO ORDER

PLEDGE OF ALLEGIANCE

PUBLIC COMMENTS

AGENDA - ADDITIONS/REORDER

I. CONSENT CALENDAR

Note: All matters listed under the Consent Calendar are considered to be routine and non-controversial and will be acted upon by one motion in the form listed below. There will be no separate discussion on these items prior to voting unless any members, staff, or the public requests specific items be discussed and/or removed from the Consent Calendar for separate action.

A. MINUTES

1. Minutes of the Watermaster Board Meeting held June 25, 2015

B. FINANCIAL REPORTS

1. Cash Disbursements for the month of May 2015
2. Watermaster VISA Check Detail for the month of May 2015
3. Combining Schedule for the Period July 1, 2014 through May 31, 2015
4. Treasurer's Report of Financial Affairs for the Period May 1, 2015 through May 31, 2015
5. Budget vs. Actual Report for the Period July 1, 2014 through May 31, 2015

C. WATER TRANSACTIONS

1. Notice of Sale or Transfer – The permanent transfer of 50,000 acre-feet of Safe Yield from Aqua Capital Management by Monte Vista Water District (MVWD Non-Ag), effective as of the beginning of fiscal year 2015/16. Date of application: May 18, 2015.

D. GENERAL MANAGER EMPLOYMENT CONTRACT AMENDMENT

Approve the amendment as written, and authorize the Board Chair to execute on behalf of the Board.

II. BUSINESS ITEMS

**A. 2014 ANNUAL REPORT OF THE GROUND-LEVEL MONITORING COMMITTEE
(Formerly the Land Subsidence Committee)**

Adopt the 2014 Annual Report of the Ground-Level Monitoring Committee, along with filing a copy with the Court.

B. CHINO BASIN SUBSIDENCE MANAGEMENT PLAN (CBSMP)

Adopt the 2015 update to the CBSMP.

III. REPORTS/UPDATES

A. LEGAL COUNSEL REPORT

1. July 10, 2015 Court Filings
2. Santa Ana Sucker Critical Habitat Designation
3. Waters of the United States Rulemaking
4. SGMA Basin Boundary Revisions Rulemaking Process

B. ENGINEER REPORT

1. Prado Basin Habitat Sustainability Program
 - Well Drilling, Construction, and Development
 - Monitoring Program Begins
 - Well Completion Report
 - Adaptive Management Plan (Draft)
2. CASGEM Compliance

C. CFO REPORT

None.

D. GM REPORT

1. City Of Ontario Overlying (Non-Agricultural) Pool Proposed Water Right Use And Proposed Methodology
2. South Archibald Plume Community Relations Plan
3. Other

IV. INFORMATION

1. Cash Disbursements for June 2015
2. Update on South Archibald and Chino Airport Plumes
3. RMPU Status Report

V. BOARD MEMBER COMMENTS

VI. OTHER BUSINESS

VII. CONFIDENTIAL SESSION - POSSIBLE ACTION

Pursuant to Article 2.6 of the Watermaster Rules & Regulations, a Confidential Session may be held during the Watermaster Board meeting for the purpose of discussion and possible action.

VIII. FUTURE MEETINGS AT WATERMASTER

- | | | | |
|---------|-----|------------|--------------------|
| 7/23/15 | Thu | 11:00 a.m. | Watermaster Board |
| 8/13/15 | Thu | 9:00 a.m. | Appropriative Pool |

- 8/13/15 Thu 11:00 a.m. Non-Agricultural Pool
- 8/13/15 Thu 1:30 p.m. Agricultural Pool
- 8/20/15 Thu 9:00 a.m. Advisory Committee
- 8/20/15 Thu 9:30 a.m. Recharge Investigations and Projects Committee (RIPCom)
- 8/25/15 Tue 9:00 a.m. Groundwater Recharge Coordinating Committee (at CBWCD)
- 8/27/15 Thu 11:00 a.m. Watermaster Board

SAFE YIELD REDETERMINATION AND RESET – DRAFTING OF AGREEMENT


- 7/24/15 Fri 10:00 a.m.*
- ~~7/31/15 Fri 10:00 a.m.* (CANCELED)~~
- 8/06/15 Thu 10:00 a.m.*
- ~~8/07/15 Fri 10:00 a.m.* (RESCHEDULED TO 8/06/15)~~
- 8/14/15 Fri 10:00 a.m.*
- 8/21/15 Fri 10:00 a.m.*
- 8/28/15 Fri 10:00 a.m.*

*NOTE: These meetings are intended for Parties who have agreed to the confidentiality protocols. The meetings will generally be held from 10am to 1pm.

ADJOURNMENT

**GENERAL
MANAGER'S
REPORT**



Date: August 19, 2015
To: The Honorable Board of Directors
From: P. Joseph Grindstaff 
General Manager
Subject: General Manager's Report Regarding Agency Activities

Drought Update

The Governor called for a 25% reduction in water use, and in May the State Water Resources Control Board established standards for each of our retailers. As a region, we were 32% lower than comparable 2013 use in May, and 27% lower than comparable numbers in June. Graphics for each retailer are shown on Page 2. Another drought impact is a reduction in flow at our treatment plants as shown in the graphic on Page 3, and an increase in TDS, also shown on Page 3.

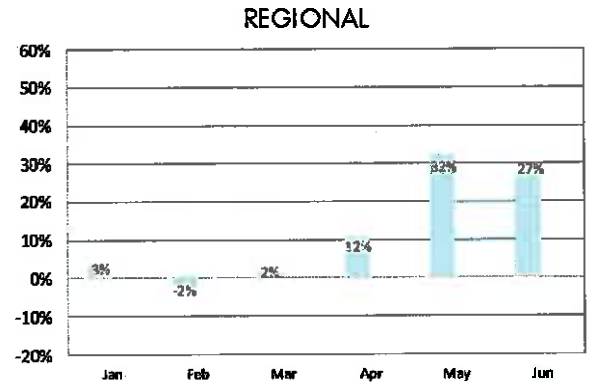
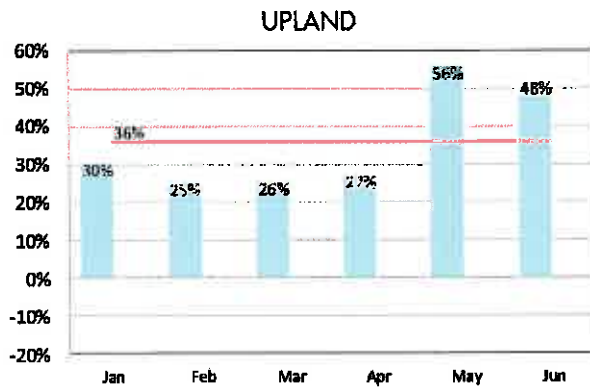
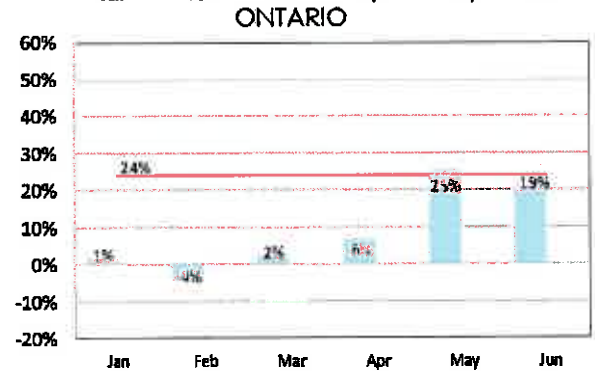
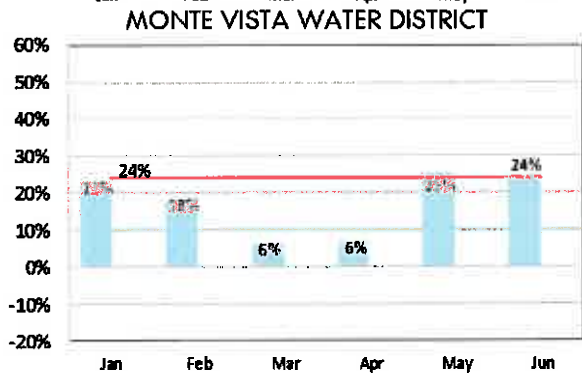
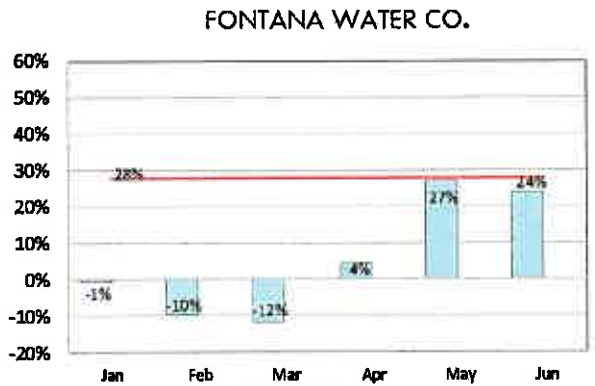
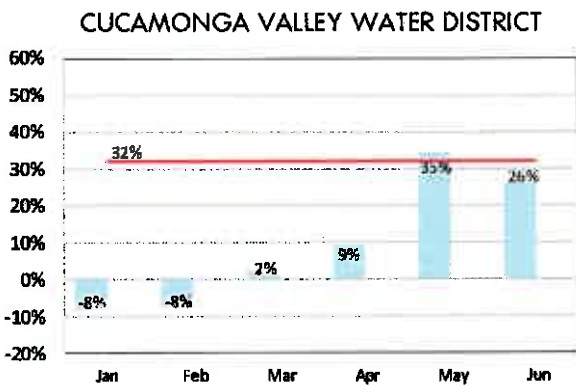
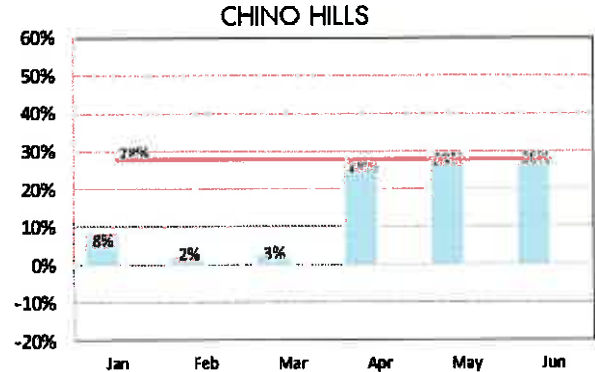
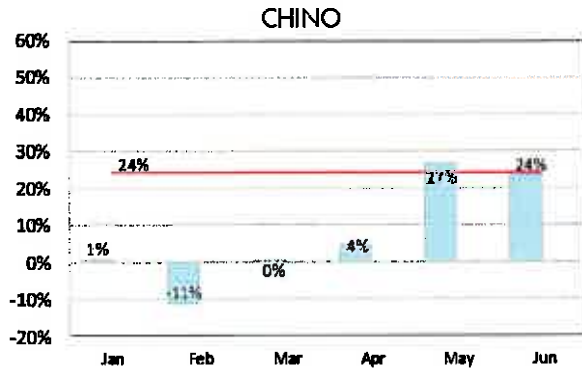
Rating Increase

We received word this past week that Standard and Poor's (S&P), one of the "Big Three" global credit rating agencies, will be increasing IEUA's bond rating from AA- to AA. This is a process that rating agencies undertake every two (2) years, and the upgrade reflects S&P's view of the Agency's strong historical financial performance, which they believe is sustainable going forward. Even with the Agency's projected \$700 million capital program over the next 10 years, S&P believes the Agency's financial metrics will be consistent with this upgrade, citing IEUA's diversified revenue base and rate-setting flexibility.

The evaluation was very complimentary of the Agency's processes and commitment, a strong statement about the Board, staff and region that even in the midst of a significant drought our credit rating would be increased.

Moody's Investors Service, another leading provider of credit rating services, is undertaking a similar review.

EMERGENCY REGULATIONS WATER USE TRACKER



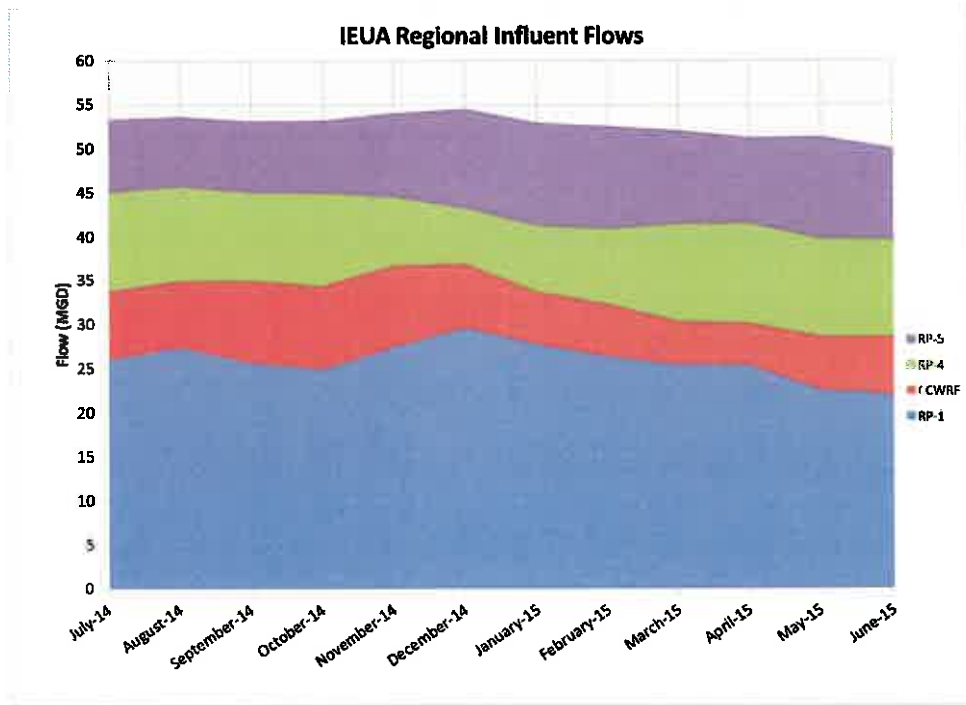
— Target Savings

■ Monthly Savings

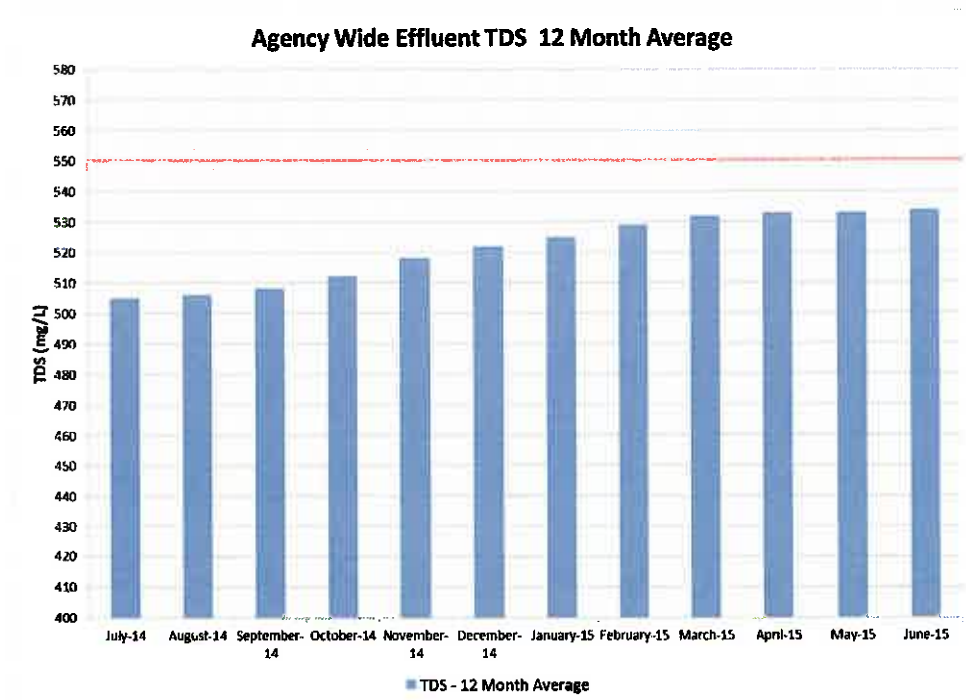
- ◇ Monthly Savings compared to 2013 Water use
- ◇ Emergency Regulations of cumulative water use savings compliance begins June 2015

OPERATIONS UPDATE

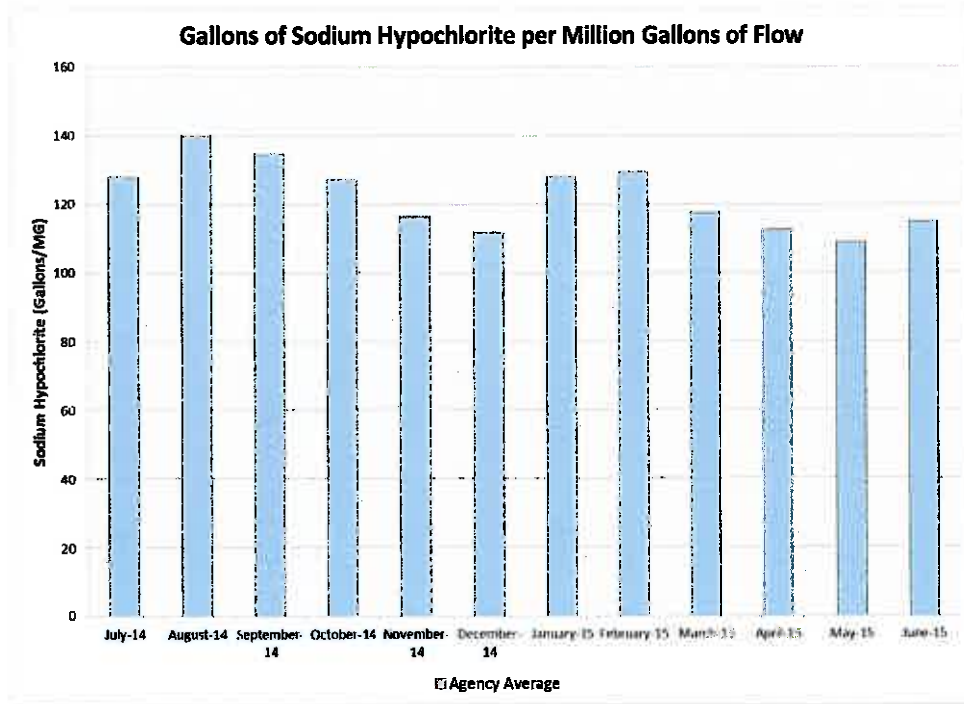
Regional Plant influent flows during the month of June is consistent with the flow received during the previous month. Agency wide average daily influent flow for the month of June was approximately 50 million gallons per day.



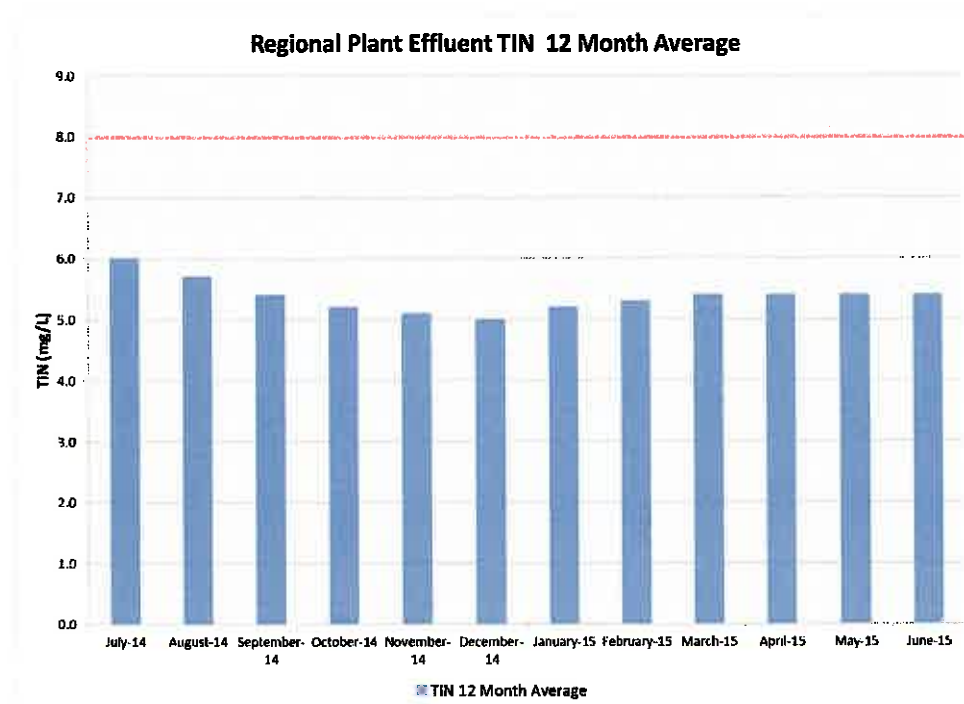
June 2015, Agency effluent 12-month average Total Dissolved Solids (TDS) was 534 mg/L.



June 2015, Regional Plant sodium hypochlorite consumption averaged 115 gallons per million gallons of treated flows.



June 2015, Agency 12-month average Total Inorganic Nitrogen (TIN) was 5.4 mg/L.



IERCF UPDATE

Operational Comments – Facility throughput for July averaged approximately 90% of permitted capacity at an average of 384 tons per day of biosolids and 147 tons per day of amendments (based on a 30-day month). Orange County Sanitation District (OCSD) did not haul during July while they changed their hauling company. OCSD loads will resume being shipped to the IERCF on August 4, 2015. The facility is operating well with no violations or lost time incidents.

Facility Throughput

POTW	Wet Tons Month	Wet Tons Year to Date
LACSD	6,976.91	47,380.51
IEUA	4,538.79	34,304.52
OCSD	0	150.08
Total	11,515.70	81,835.11

Compost Sales – Fiscal YTD sales were 10% lower than last year due to timing of the agricultural markets which are anticipated to begin taking material in August. Compost inventory in the storage facility was reduced by approximately half versus the same period last year and is at approximately 18,000 cubic yards.

Monthly Sales Summary July 2015

Month	Product	Cyds	Av. \$/cyd	Total \$
July	Premium	19,337.93	\$1.72	\$33,278.81
	Base	2,051.32	\$0.67	\$1,378.35
Total		21,389.25	\$1.62	\$34,657.16

YTD Sales Summary through July 2015

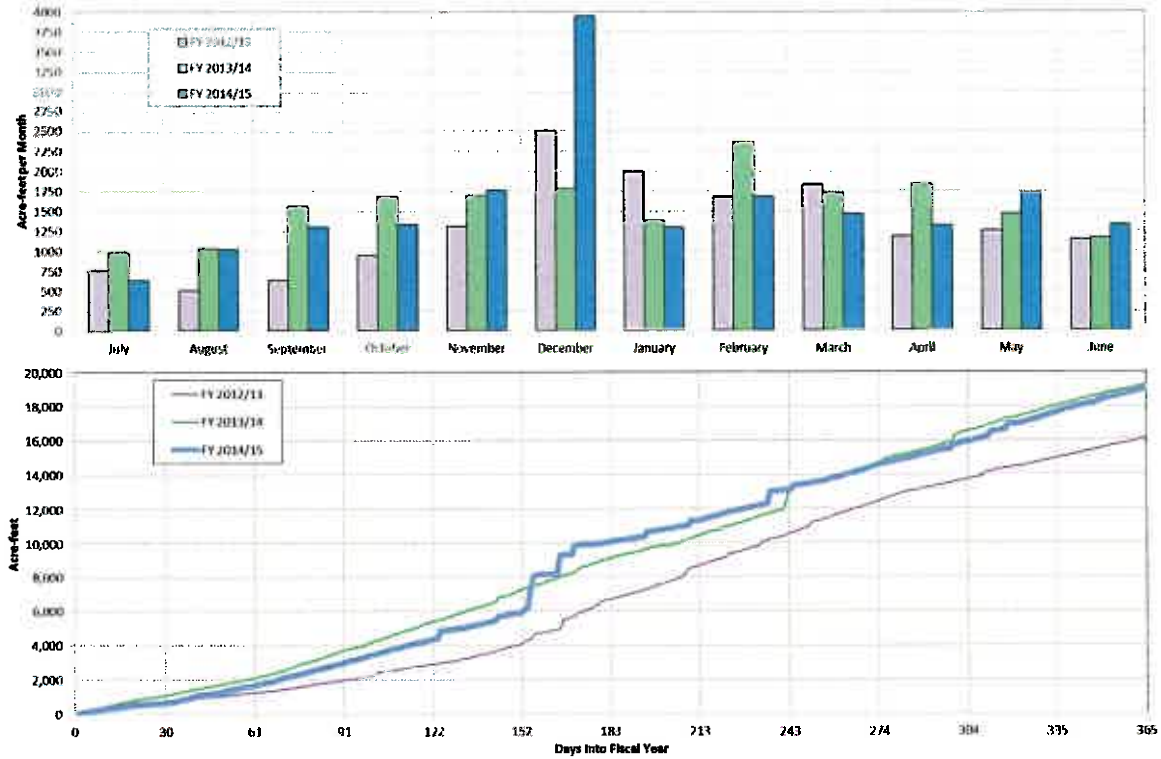
Month	Total Cyds 2015/2016	Total Cyds 2014/2015	Total \$ 2015/2016	Total \$ 2014/2015
July	21,389.25	23,882.49	\$34,657.16	\$39,474.57
Total	21,389.25	23,882.49	\$34,657.16	\$39,474.57
Average	21,389.25	23,882.49	\$34,657.16	\$39,474.57

GROUNDWATER RECHARGE UPDATE

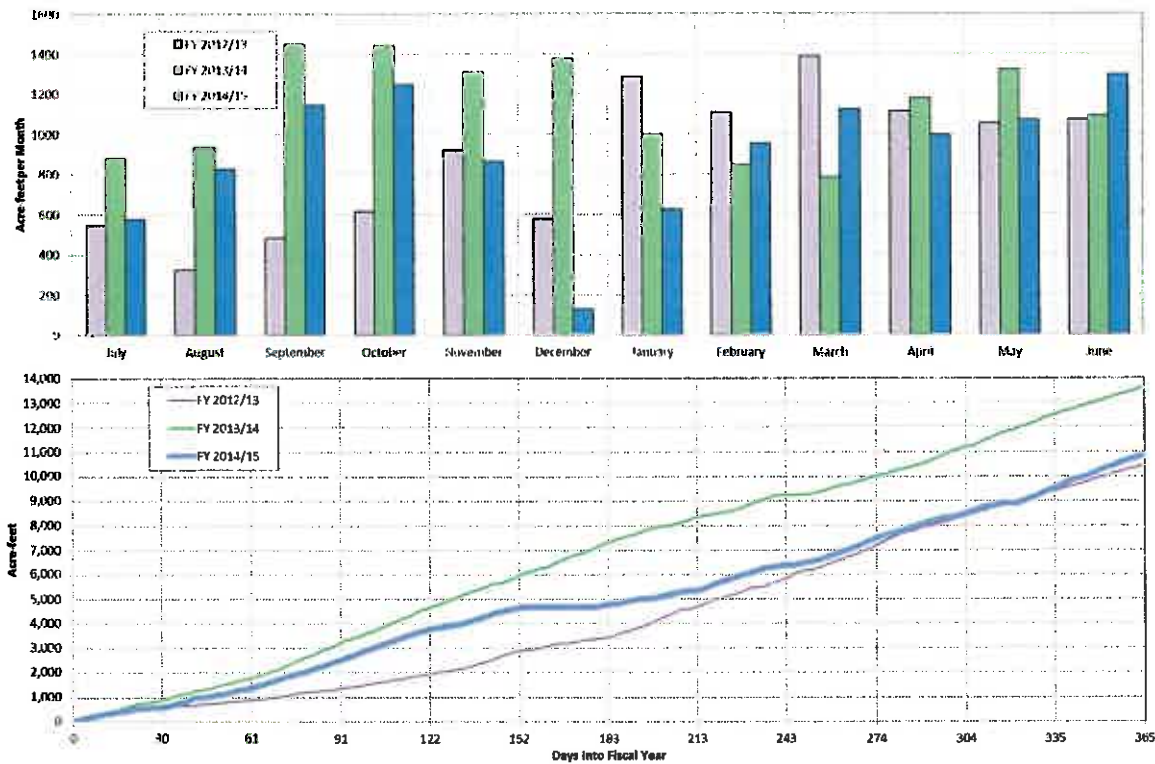
During June 2015, recycled water recharge totaled 1,296 acre-feet and there was no imported water delivered. The capture of dry weather creek flows totaled 73 acre-feet. There were no rain events during the month that contributed to groundwater recharge.

SUMMARY OF CHINO BASIN GROUNDWATER RECHARGE OPERATIONS					
June 2015					
Drainage System	Recharge Volume (AF)*			Management Zone Subtotals	
Basin	SW/LR	MW	RW		
San Antonio Channel Drainage System					
College Heights	-	-	N	MZ-1 168 AF**	
Upland	-	-	N		
Montclair 1, 2, 3 & 4	-	-	N		
Brooks	-	-	156		
West Cucamonga Channel Drainage System					
8th Street	12	-	-	MZ-2 586 AF**	
7th Street	-	-	-		
Ely 1, 2, & 3	-	-	273		
Minor Drainage					
Grove	-	N	N	MZ-2 586 AF**	
Cucamonga and Deer Creek Channel Drainage Systems					
Turner 1 & 2	-	-	-		
Turner 3 & 4	2	-	81		
Day Creek Channel Drainage System					
Lower Day	-	-	X	MZ-2 586 AF**	
Etiwanda Channel Drainage System					
Etiwanda Debris	-	-	X		
Victoria	1	-	32	MZ-2 586 AF**	
San Sevaine Channel Drainage System					
San Sevaine 1, 2, 3, & 4	-	-	-		
San Sevaine 5	-	-	-		
West Fontana Channel System					
Hickory	-	-	197	MZ-3 572 AF**	
Banana	-	-	26		
Decelez Channel Drainage System					
RP3 Cells 1, 3, & 4	9	-	531	MZ-3 572 AF**	
RP3 Cell 2	3	-	-		
Decelez	3	-	-		
Non-Replenishment Recharge**					
Brooks (MVWD) MZ-1	-				
Montclair (MVWD) MZ-1	-				
Turner (SAWCO) MZ-2	-				
Month Total = 1,326 AF	30	0.0	1,296	June 2015	
Fiscal Year to Date Total					
Since July 1, 2014 = 18,836 AF	7,996	0.0	10,840	Fiscal Year to Date	
Calendar Year to Date Total					
Since Jan. 1, 2015 = 8,820 AF	2,761	0.0	6,059	Calendar Year to Date	
SW : Storm Water, LR : Local Runoff (and GE, MVWD), MW : MWD Imported Water, RW : Recycled Water					
- : No stormwater/local runoff, or basin not in use due to maintenance or testing.					
X : Turnouts not available - to be installed during future projects.					
N : No turnout planned for installation.					
* : Data are preliminary based on the data available at the time of this report preparation.					
** : Management Zone Subtotals have deducted from them any Non-Replenishment Recharge, which is recharge originating from pumped groundwater and is not new water.					

Total Groundwater Recharge

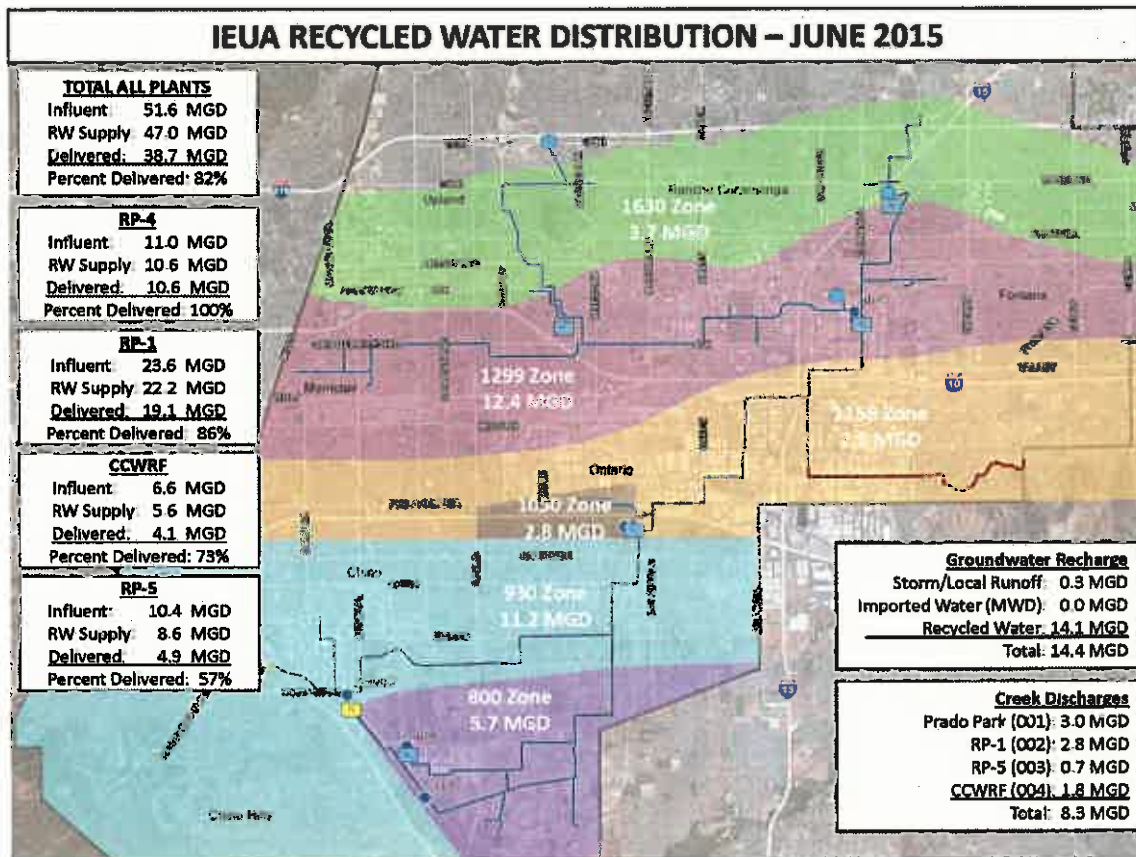


Recycled Water Delivered to Groundwater Recharge



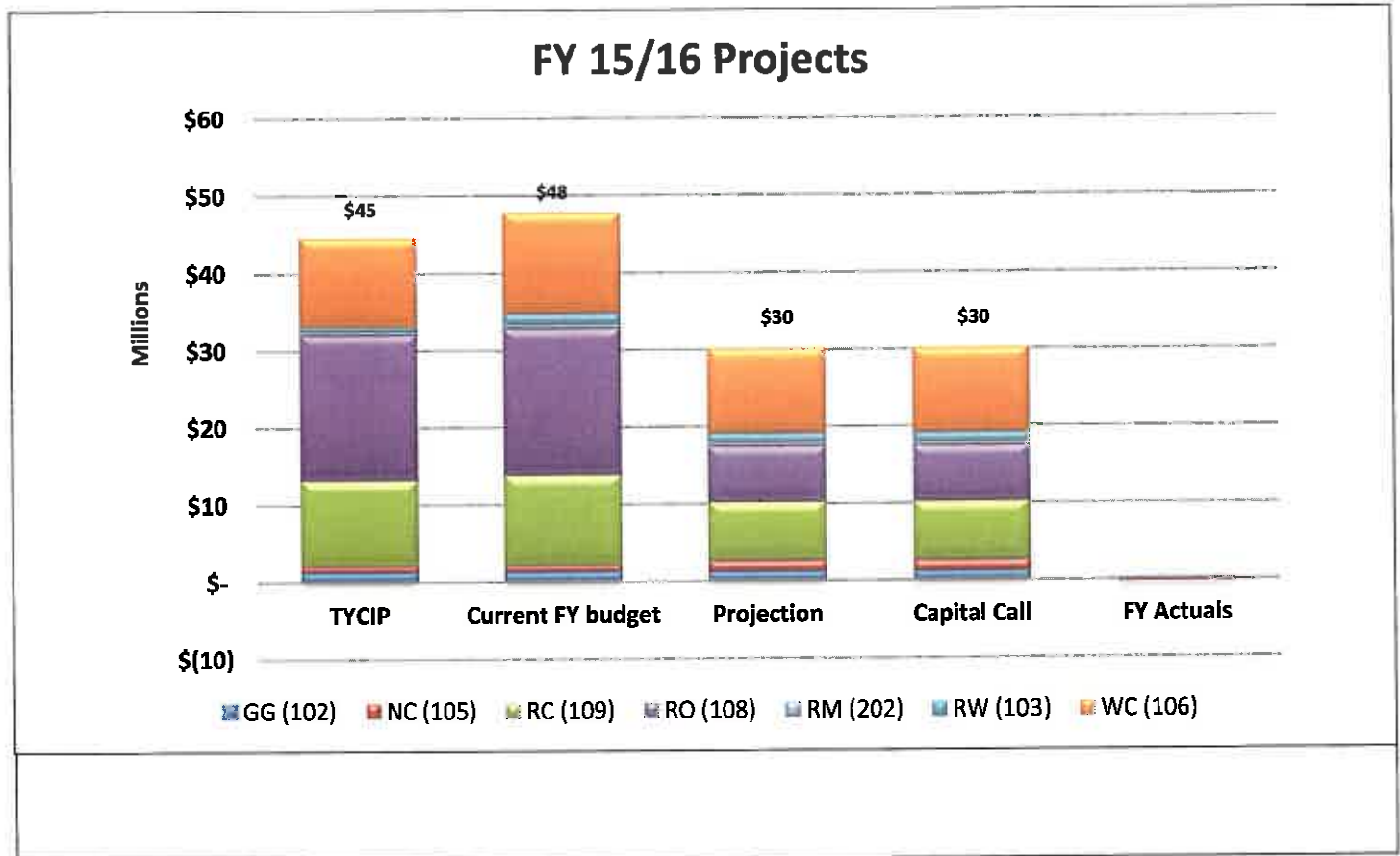
RW Distribution

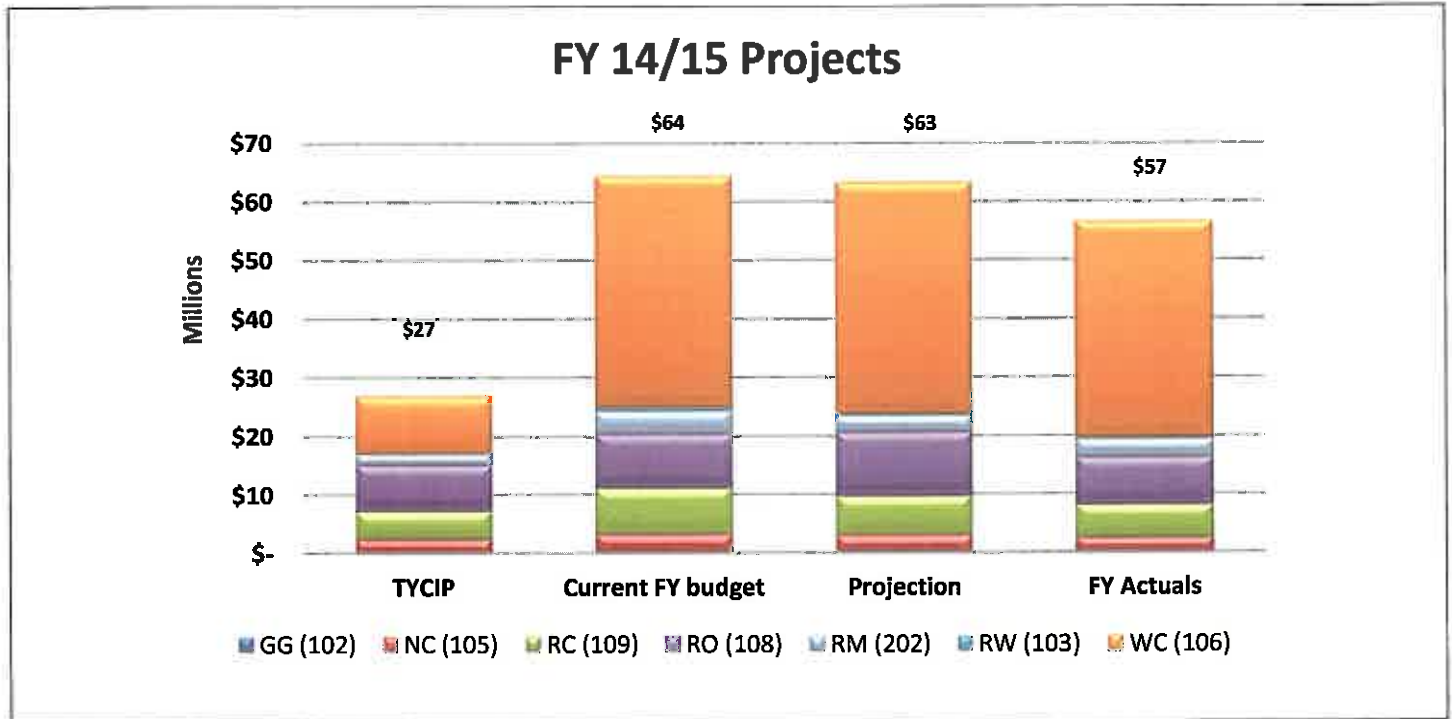
During June 2015, 82% (38.7 MGD) of IEUA recycled water supply (47.0 MGD) was delivered into the distribution system for both direct use customers (24.6 MGD) and groundwater recharge (14.1 MGD). Plant discharge to creeks feeding the Santa Ana River averaged 8.3 MGD.



ENGINEERING AND CONSTRUCTION MANAGEMENT

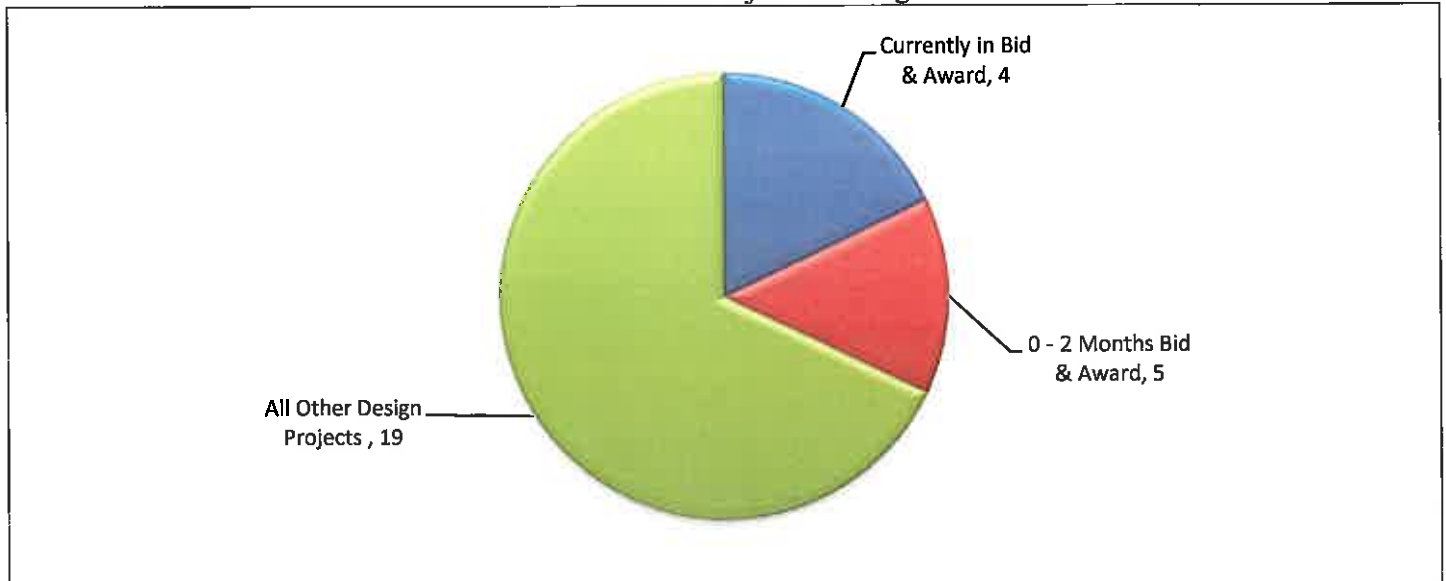
Engineering and Construction Management's FY15/16 budget is \$47,885,375. As of August 1st, staff has projected to spend \$30,154,062 during FY15/16. The total amount expended as of August 1st reflects an accrual which will be reversed during August when the expenses are realized. During FY14/15 Engineering came within 88% of their FY budgeted of 64,501,431 by spending \$56,644,654. The following charts summarize the Engineering and Construction Management project status update.





Active Projects in Design

28 Active Project in Design



4 Project Currently in Bid & Award

- EN15045.00 Collection System Manhole Upgrades FY 15/16
- EN15046.00 NRW Manhole Upgrades FY 15/16
- EN13056.01 RP-4 MCC - Power Center Five Roof Access

5 Projects 0-2 Months Bid & Award

- EN13018.00 Montclair Diversion Structure Improvements
- EN16132.00 Magnolia Channel Spillway Improvements
- EN14047.00 GWR and RW SCADA Control Upgrades-DFLP
- EN16049.00 Conference Rooms Audio Visual Upgrades
- EN15030.02 San Bernardino Lift Station Fiber Optic Vault Upgrades

Active Projects in Construction

Project ID	Project Title	Description	Total Project Budget (\$)	Total Cost to Date (\$)	FF Budget (\$ 2015)	FF Cost thru 7/31/15 (\$)	COB Processed thru Jul (\$)	Total Project COB (\$)	% Project Complete	Original Opn Date	Estimated Opn Date
1	EN06025	Wineville Ext Reay Wtr Pipeline Seg A	17,965,518	13,285,814	2,100,000	-11,834	173,367	1,700%	99.50%	9/23/2015	8/6/2015
2	EN08023.06	RP1 Primary Clarifier 2015 Rehab Proj	1,075,300	20,166	1,075,300	-1,508	0	0.00%	41.42%	2/1/2016	8/12/2015
3	EN09021	RP-4 Headworks Retrofit	2,885,900	2,655,847	40,358	99,248	62,770	5.53%	95.49%	6/30/2015	8/12/2015
4	EN12014	East Avenue 1630 E RWP Relocation	690,108	177,715	4,250	5,770	0	0.00%	74.19%	8/30/2015	12/31/2015
5	EN12019	GWR and RW Comm. Sys. Upgrades	1,594,400	270,546	465,000	-49,780	0	0.00%	35.27%	7/2/2015	12/31/2015
6	EN12020	Chino Creek Invert Repair	510,000	33,371	510,000	2,930	0	0.00%	10.37%	8/30/2015	1/4/2016
7	EN13016	SCADA Enterprise System	10,309,546	1,516,866	4,200,000	19,839	0	0.00%	68.61%	8/30/2015	12/31/2015
8	EN13016.01	CCWRF Control and Server Rooms Modification	179,854	76,313	179,854	-8,238	0	0.00%	94.78%	7/15/2015	7/29/2015
9	EN13040	Prado Dechlor Communication System	355,265	135,798	187,154	3,520	0	0.00%	61.50%	6/30/2015	2/29/2016
10	EN13042	Philly Pump Station Communication System	87,603	87,603	205,419	3,250	0	0.00%	42.33%	6/30/2015	2/29/2016
11	EN13043	Montclair Lift Stn Communication System	571,281	129,381	406,343	5,714	0	0.00%	32.74%	6/30/2015	2/29/2016
12	EN13045	Wineville RW Extension Segment B	11,880,300	8,938,713	2,338,656	-152,913	-609,375	-6.85%	85.88%	10/15/2015	11/13/2015
13	EN13046	RP1 Flare System Improvements	3,600,000	237,342	400,000	95,351	0	0.00%	13.88%	5/16/2016	9/18/2015
14	EN14012	RP2 Drying Bed Rehab Tractor/Compost Aerator	0	0	0	0	0	0.00%	0.00%	-	4/6/2016
15	EN14038	CB20 Noise Mitigation Measures	160,000	51,619	100,974	1,204	0	0.00%	77.68%	6/30/2014	8/13/2015
16	EN14052	RP1 Primary Clarifier W/ Effluent PL Replacement	1,012,000	944,068	22,553	-2,275	0	0.00%	93.34%	5/30/2014	9/15/2015
17	EN15026.11	Emergency HCA and HOB Slab Repair	60,647	8,603	60,647	8,603	0	0.00%	0.00%	-	7/31/2015
18	EN15034.02	Vineyard Elementary RW Pipe Replacement	39,823	4,311	39,823	1,731	0	0.00%	0.00%	6/23/2015	10/7/2015
19	EN15047	1630W/RWP5 Check Valves Replacement	120,000	29,519	65,474	1,606	0	0.00%	98.17%	6/23/2015	7/13/2015
20	EN15048	CCWRF 72" Mixed Liquor Inspection and Repair	200,000	118,580	0	-88,054	0	0.00%	90.97%	6/25/2015	6/30/2015
21	EN15056	RP1 Digester Gas Sys Eval & Improvements	655,000	68,501	475,000	-1,356	0	0.00%	6.29%	12/8/2015	4/26/2016
22	RA11004	IERC Process Improvements	5,825,000	5,392,992	21,475	-14,631	311,326	9.81%	98.93%	11/26/2014	8/5/2015
			59,878,860	34,183,667	12,898,277	-181,827	-61,912				

• Total construction contract payments for work completed in June: \$1,377,509.71

Completed Construction Projects - Notice of Completion Filed in July 2015

Project ID	Project Title	Description	Total Project Budget (\$)	Total Cost to Date (\$)	FF Budget (\$ 2015)	FF Cost thru 6/30 (\$)	COB Processed thru Jun (\$)	Total Project COB (\$)	% Project Complete	Original Opn Date	Estimated Opn Date
NA											

Emergency Projects

Project ID	Contractor	Task Order Description	TO #	Amount	Date
1 EN16019.02	Mike Bubalo Construction	Headquarters RW Valve Replacement	TO-002	38,000	7/27/2015
2 EN16017.01	VCI Construction	36-inch Valve Repair	TO-003	35,000	7/8/2015
				73,000	

Office Engineering Projects

Project ID	Project Title	Status	% Complete	Actual Costs
1 CW16002.01	CWVD RW CONN C/RW-43	In Project Evaluation	7%	158
				158

FINANCE ADMINISTRATION

2013 Recharge Master Plan Update (2013 RMPU Update) Financing Options

On October 16, 2013 the Board of Directors approved the 2013 Chino Basin Recharge Master Plan Update (Update) to the 2010 Recharge Master Plan. The Update was prepared by Inland Empire Utilities Agency (Agency), Chino Basin Water Conservation District (CBWCD) and the Chino Basin Watermaster (CBWM), per the direction of the Court.

Of the 27 yield enhancement capital projects evaluated, the Update recommended implementing 11 projects over the next 5 years. These 11 projects are estimated to develop approximately 6,781 acre feet per year (AFY) of stormwater recharge and 4,936 AFY of recycled water recharge.

The total capital investment is estimated at \$58.5 million; \$5.2 million to be cost shared by IEUA as summarized on Table 1.

**Table 1: 2013 RMPU Proposed Implementation Timeline
 (\$Thousands)**

Project Name	Number	Cost Sharing Agreement	Proposed Total Budget	CBWM Share	IEUA Share	Total Project Budget
San Sevaine Improvements	EN18001	Task Order 3 (a)	\$ 6,460,000	\$ 3,230,000	\$ 3,230,000	\$ 6,460,000
2013 RMPU Design	RW15002	Task Order 1 (b)	\$ 7,460,500	\$ 7,240,250	\$ 220,250	\$ 7,460,500
Lower Day Improvements	RW15004	Task Order 2 (c)	\$ 2,490,000	\$ 2,490,000	\$ -	\$ 2,490,000
2013 RMPU Construction	EN18007	Pending (d)	\$ 38,622,500	\$ 38,322,500	\$ -	\$ 38,622,500
Victoria Basin Construction	WR15000	Pending (d)	\$ 130,000	\$ 65,000	\$ 65,000	\$ 130,000
RP-3 Construction	WR15019	Pending (d)	\$ 3,200,000	\$ 1,650,000	\$ 1,550,000	\$ 3,200,000
		Total:	\$ 58,485,500	\$ 53,267,750	\$ 5,198,250	\$ 58,485,500

Project Name	FY 14/15	FY 15/16	FY 16/17	FY 17/18	FY 18/19	FY 19/20
San Sevaine Improvements	-	\$ 2,490,000	\$ 3,000,000	-	-	-
2013 RMPU Design	\$ 50,000	\$ 820,000	\$ 3,100,000	\$ 3,520,500	-	-
Lower Day Improvements	\$ 60,000	\$ 355,000	\$ 1,155,000	\$ 210,000	-	-
2013 RMPU Construction	-	-	-	\$ 8,300,000	\$ 22,022,500	\$ 3,390,000
Victoria Basin Construction	-	-	-	\$ 65,000	\$ 65,000	-
RP-3 Construction	-	-	-	\$ 650,000	\$ 1,650,000	\$ 1,000,000
	\$ 110,000	\$ 4,865,000	\$ 7,255,000	\$ 12,445,500	\$ 22,737,500	\$ 4,390,000

Since approval of the 2013 RMPU Update, staff has been successful in securing federal and state grants in the amount of \$2.25 million;

Table 2: Secured Grant Funding

Project Name	Number	Grant Funding Source	Available Grant	Grant Funding Source	Available Grant	Total Available Grant
San Sevaime Improvements	EN13001	SAWPA Prop 84	\$750,000	USBR	\$ 375,000	\$ 1,125,000
2013 RMPU Design	RW15003		-		-	-
Lower Day Improvements	RW15004	SAWPA Prop 84	\$750,000	USBR	\$ 375,000	\$ 1,125,000
2013 RMPU Construction	EN18007		-		-	-
Victoria Basin Construction	WR15020		-		-	-
RP-3 Construction	WR15019		-		-	-
					Total:	\$ 2,250,000

The Agency's Grant Administration group is continuing to pursue additional grant opportunities as they become available to offset project costs, including;

Table 3: Potential Grant Funding Opportunities

Grantor	Program	Total Grant Available	Grant Program Guidelines Due Date and requirements
SWRCB	Groundwater Quality Funding Program (Prop 1 Groundwater Sustainability Program)	\$784 million	8/3/15 Pre-application was announced. The final guidelines due date is 12/1/15 for groundwater recharge projects that associated with protection of groundwater quality
SWRCB	Water Recycling Prop 1 Grant and SRF loan for Groundwater Recharge Projects connects to	\$625 million	The final guidelines issued in June 2015 for groundwater recharge projects that associated with protection of groundwater quality
SWRCB	Stormwater Management	\$100 million	Grant guidelines will be announced in December 2015

Staff is also working with the Agency's bond counsel and financial advisor to develop financing alternatives for consideration and approval by the Board of Directors of CBWM and IEUA. Some of the financing alternatives under review include; low interest State Revolving Fund (SRF) loans/grants, bonds, direct bank financing, and commercial paper. A key objective is to minimize the impact to IEUA's debt capacity.

Financing alternatives will be presented to the CBWM and IEUA Board in September 2015.

Grants Key Activities:

SWRCB – 2015 Drought Relief 1%, 30-Year SRF loan and Prop 1 Grant Opportunity

In April 2015, IEUA submitted a pre-application to the SWRCB for the Proposition 1 Water Recycling grant and the 1% SRF loan funding program. This program will provide a maximum of 35% or \$15 million of Prop 1 grant funds in addition to a very low interest SRF loan.

IEUA has been working jointly with City of Ontario for a combined grant application. The combined application has a total project cost of \$53.6 million comprised of nine IEUA recycled water projects and the City of Ontario's Euclid & Riverside Street Pipeline project. Please see the table below for a list of the projects and budget breakdown.

2015 Drought Relief Recycled Water Distribution System Optimization Project IEUA and City of Ontario Joint Grants and SRF Loan Application					
Project	PM	Project Description	SRF loan	Grant	Loan/Grants
EN13001	Joel	San Sevaine Basins Pipelines	\$ 4,660,000	1,800,000	6,460,000
EN14041	Jamal	RP-5 Process Control Migration	\$ 196,000	84,000	280,000
EN14042	Joel	RP-1 1158 RWPS Upgrades	\$ 2,800,000	1,200,000	4,000,000
EN14043	Jamal	RP-5 RW Pipelines Bottleneck	\$ 840,000	360,000	1,200,000
EN13048	Adham	RP-1 Electrical Power	\$ 1,050,000	450,000	1,500,000
EN19003	Adham	RP-1 Parallel Outfall Pipeline	\$ 3,500,000	1,500,000	5,000,000
EN16034	Joel	RW Pressure Sustaining Value & Meters	\$ 1,190,000	510,000	1,700,000
EN17007	Adham	930-800 West CCWRF PRV	\$ 420,000	180,000	600,000
WR15021	Nasrin	Napa Lateral/Speedway	\$ 4,200,000	1,800,000	6,000,000
Ontario	Liza/Jose	Ontario Euclid & Riverside St. Pipeline	\$14,000,000	6,000,000	20,000,000
		Contingency (15%)	\$ 5,826,000	1,116,000	6,942,000
		Total	\$38,682,000	\$15,000,000	\$53,682,000

State Park and Recreation Department Grant Opportunity- Trails Grant Program

The California Department of Parks and Receptions recently announced the 2015 Trails Grant Program to provide grant funding for trails, trailside and trailhead facilities such as restroom, entry gates etc. IEUA's Chino Creek Wetlands and Educational Park will be eligible for this funding. The grant program will provide up to \$4 million of the project costs with only 12% local cost share requirement. The application is due on 9/15/2015. The Grants Officer has been working with the Project Manager on the application.

State Park and Recreation Department Grant Opportunity-Habitat Conservation Program

The California Department of Parks and Receptions recently announced the 2015 Habitat Conservation Program. This program will provide \$200,000 per application with a 50% local funding requirement. The grant application is due on 10/1/2015. Two of IEUA's successful programs: The Water Discovery Field Trip and Mini-Busing Grant Program and The Earth Day Program are funded by this grant. The Grants Officer has recommended the 2015 funding and is working with staff on the application.

General Manager's Report Regarding Agency Activities
 August 19, 2015
 Page 17 of 17

Inland Empire Utilities Agency
 Active Grant and SRF Loan Summary
 As of July 31, 2015

Funding Agency	Project Name	Award Amount	Award Balance	Invoiced Through (6/30/14)	Invoiced FY:14/15 (6/30/15)	Invoiced FY:15/16 (07/01/15 - 7/31/15)	Award Balance
FEDERAL GRANTS							
United States Bureau of Reclamation (USBR)	Turner Basin Improvement Project	\$ 406,712	\$ 406,712	\$ 406,712	\$ -		\$ (0)
	Regional Residential Landscape Surveys and Retrofit Program	200,000		159,023.79	40,976		0
FEMA/Cal-EMA	FEMA Winter Storm 2010 Disaster	732,371	732,371	585,830.56	119,735		26,805
Active Federal Grants		\$ 1,339,083	\$ 1,139,083	\$ 1,151,567	\$ 160,711		\$ 26,805
STATE GRANTS							
Department of Water Resources (DWR)	Multi-Family ULF Toilet Program	\$ 1,650,133	\$ 474,713	\$ 1,650,133	\$ -		\$ (0)
	Landscape Water Audit Program	194,476	114,576	194,476.21	-		(0)
Department of Parks & Recreation (DPR)	Water Discovery Field Trip & Bus	207,900	207,900	71,539.00	22,813		113,548
	Earth Day program	38,500	38,500	38,500.00	-		-
State Water Resources Control Board (SWRCB)	Southern Area Recycled Water	4,000,000	4,000,000	3,585,132.00	414,868		-
State Water Resources Control Board (SWRCB)	Central Area Recycled Water Wineville	4,000,000		-	2,766,736		1,233,264
MWD	Pilot Scale 3-D Fluorescence Excitation-Emission Matrix	50,000		-	31,366	8,723	9,891
MWD	Recycled Water Intertie Study	25,000	25,000	-	14,508	1,458	9,034
Santa Ana Watershed Project Authority (SAWPA)	IRWM /Wineville Recycled Water Pipeline/SCADA	1,000,000		-	-		1,000,000
Santa Ana Watershed Project Authority (SAWPA)	IRWM/San Seavaine Basin Improvement	750,000		-	-		750,000
Santa Ana Watershed Project Authority (SAWPA)	IRWM/Regional Residential Landscape Retrofit	500,000		-	72,971		427,029
Santa Ana Watershed Project Authority (SAWPA)	IRWM/Lower Day Basin Improvement	750,000	750,000	-	-		750,000
Santa Ana Watershed Project Authority (SAWPA)	Intaregional Landscape Water Demand Reduction Program	807,564	807,564	-	-		807,564
Active State & Local Grant		\$ 13,973,573	\$ 6,419,253	\$ 5,539,781	\$ 3,320,283	\$ 10,181	\$ 5,100,328
Total Active Federal, State & Local Grant		\$ 15,312,656	\$ 7,557,336	\$ 6,691,347	\$ 3,483,994	\$ 10,181	\$ 5,127,134
SRF LOANS							
SWRCB (SRF Loans)	Southern Area Recycled Water	\$ 26,608,638	\$ 26,608,638	\$ 16,205,722	\$ 10,402,916		\$ 0
	Central Area Recycled Water Wineville	26,500,000		-	12,893,100	(138,337)	13,745,237
	New Water Quality Laboratory	17,100,000		630,551.00	-		16,469,449
Sub-total Active SRF Loans		\$ 70,208,638	\$ 26,608,638	\$ 16,836,273	\$ 23,296,016	\$ (138,337)	\$ 30,214,686
CDA GRANTS							
United States Bureau of Reclamation (USBR)	CDA Wellfield (Wells 1, 2, 3)	\$ 1,516,095	1,516,095	\$ 533,307	\$ -	\$ 576,274	\$ 406,514
United States Bureau of Reclamation (USBR)	1010 Zone Pump Station and New Product Water Pipelines	3,930,000	3,930,000	1,206,158.34	2,666,474	-	57,367
United States Bureau of Reclamation (USBR)	Chino Basin Groundwater Supply Wells and Raw Water Pipelines Projects	2,980,000		-	129,573	228,170	2,622,257
SWRCB DDW/California Department Of Public Health	CDA Phase III Expansion Projects	52,005,716		17,088,140.81	6,739,896	-	28,177,679
MWD	Pilot Testing of a Biological Treatment Process (BIOTTATM)	414,216		-	185,280	51,882	177,054
Sub-total Active CDA Grants		\$ 60,846,027	\$ 32,054,793	\$ 18,827,508	\$ 9,721,223	\$ 856,326	\$ 31,440,871
GRAND TOTAL ACTIVE GRANTS & LOANS		\$ 148,367,321	\$ 34,166,974	\$ 42,355,227	\$ 36,501,233	\$ 728,170	\$ 66,782,691
Active Grants & Loans		\$ 148,367,321	\$ 34,166,974	\$ 42,355,227	\$ 36,501,233	\$ 728,170	\$ 66,782,691
Closed Grants		\$ 179,604,064					
Closed SRF loans		\$ 86,107,654					
Closed grants and SRF loans		\$ 265,711,718					
Total Active and Closed Grants & Loans since 2002		\$ 412,079,039	\$ 34,166,974	\$ 42,355,227	\$ 36,501,233	\$ 728,170	\$ 66,782,691