



AGENDA

**MEETING OF THE
BOARD OF DIRECTORS**

**WEDNESDAY, FEBRUARY 18, 2015
10:00 A.M.**

**INLAND EMPIRE UTILITIES AGENCY*
AGENCY HEADQUARTERS
6075 KIMBALL AVENUE, BUILDING A
CHINO, CALIFORNIA 91708**

CALL TO ORDER
OF THE INLAND EMPIRE UTILITIES AGENCY BOARD OF DIRECTORS MEETING

FLAG SALUTE

PUBLIC COMMENT

Members of the public may address the Board on any item that is within the jurisdiction of the Board; however, no action may be taken on any item not appearing on the agenda unless the action is otherwise authorized by Subdivision (b) of Section 54954.2 of the Government Code. Those persons wishing to address the Board on any matter, whether or not it appears on the agenda, are requested to complete and submit to the Board Secretary a "Request to Speak" form which are available on the table in the Board Room. Comments will be limited to five minutes per speaker. Thank you.

ADDITIONS TO THE AGENDA

In accordance with Section 54954.2 of the Government Code (Brown Act), additions to the agenda require two-thirds vote of the legislative body, or, if less than two-thirds of the members are present, a unanimous vote of those members present, that there is a need to take immediate action and that the need for action came to the attention of the local agency subsequent to the agenda being posted.

NEW HIRE INTRODUCTIONS

- Mr. Abel Medrano, Compost Worker – Hired on December 1, 2014 (Jeff King)
- Mr. David Choi, Associate Engineer – Hired on January 19, 2015 (Ernest Yeboah)
- Mr. Stephen Parker, Operator III – Hired on February 2, 2015 (Michael Gutierrez)
- Mr. Ben Yuen, Operator V – Hired On February 3, 2015 (Michael Gutierrez)

1. STATE LEGISLATIVE UPDATE BY MR. MICHAEL BOCCADORO-THE DOLPHIN GROUP

2. CONSENT CALENDAR

NOTICE: All matters listed under the Consent Calendar are considered to be routine and non-controversial and will be acted upon by the Board by one motion in the form listed below. There will be no separate discussion on these items prior to the time the Board votes unless any Board members, staff or the public requests specific items be discussed and/or removed from the Consent Calendar for separate action.

A. MINUTES

The Board will be asked to approve the minutes from the February 4, Joint Special Meeting of the IEUA Board and Regional Policy Committee.

B. TREASURER'S REPORT ON GENERAL DISBURSEMENTS

It is recommended that the Board approve the total disbursements for the month of December 2014, in the amount of \$18,559,270.91.

C. ADOPTION OF RESOLUTION NO. 2015-2-1, FOR THE USBR WATERSMART WATER AND ENERGY EFFICIENCY GRANT PROGRAM

It is recommended that the Board adopt Resolution No. 2015-2-1, to authorize the Agency:

- a. To enter into a financial assistance agreement with the U.S. Department of Interior – Bureau of Reclamation (USBR) for a grant application submitted on January 23, 2015;
- b. To execute a grant agreement, any amendments and grant related documents thereto with the USBR; and
- c. To negotiate a grant administration agreement with the Chino Basin Watermaster (CBWM) that will allow the Agency to administer the grant.

D. AMENDMENT TO AGREEMENTS FOR THE TEMPORARY BRINE LINE CONNECTION EXTENSION

It is recommended that the Board:

1. Approve an agreement amendment with SAWPA to extend the temporary Brine Line connection to March 2017;
2. Approve an agreement amendment with Chino Development Corporation (CDC), Chino Preserve Development Corporation, and Chino Holding Company for the extension of the temporary Brine Line connection to March 2017;

3. Approve an agreement amendment with the City of Chino to extend the temporary Brine Line connection to March 2017; and
4. Authorize the General Manager to execute the amendments.

E. REGIONAL PLANT NO. 2 DIGESTER NO. 2 CLEANING PROJECT CONTRACT AWARD

It is recommended that the Board:

1. Award the services contract (Contract No. 46000001816) to clean Digester No. 2 at Regional Plant No. 2 (RP-2) to Synagro-WWT, Inc., for a not-to-exceed amount of \$449,667; and
2. Authorize the General Manager to execute the contract.

F. ADOPTION OF RESOLUTION NO. 2015-2-2, AUTHORIZING AGENCY ORGANIZATIONAL MEMBERSHIPS AND AFFILIATIONS

It is recommended that the Board:

1. Approve the Agency-wide memberships and affiliations for FY 2015/16, in the amount of \$178,718 as detailed in the Agency-wide membership listing; and
2. Adopt Resolution No. 2015-2-2, authorizing Agency organizational memberships and affiliations.

3. ACTION ITEMS

A. WINEVILLE EXTENSION RECYCLED WATER PIPELINE SEGMENTS A AND B FISCAL YEAR 2014/15 BUDGET APPROPRIATION

It is recommended that the Board:

1. Approve a Fiscal Year (FY) 2014/15 budget appropriation in the amount of \$15,000,000; and
2. Authorize the General Manager to execute the budget appropriation.

B. APPROVAL OF A MEMORANDUM OF UNDERSTANDING FOR A MASTER LEASE AND ENERGY SERVICES AGREEMENT WITH ADVANCED MICROGRID SOLUTIONS, INC.

It is recommended that the Board:

1. Approve the Memorandum of Understanding (MOU) between Inland Empire Utilities Agency and Advanced Microgrid Solutions, Inc. (AMS) for a Master Lease and Energy Services Agreement; and
2. Authorize the General Manager to finalize and execute the MOU.

4. INFORMATION ITEMS

- A. **CY 2015/16 BOARD OF DIRECTORS AGENCY'S REPRESENTATIVES (WRITTEN)**
- B. **CY 2015/16 IEUA COMMITTEE ASSIGNMENTS (WRITTEN)**
- C. **ENGINEERING AND CONSTRUCTION MANAGEMENT FY 2014/15 MONTHLY UPDATE (POWERPOINT)**
- D. **MWD WATER SUPPLY ALLOCATION PLAN UPDATE (POWERPOINT)**
- E. **MWD UPDATE (ORAL)**
- F. **PLANNING AND ENVIRONMENTAL COMPLIANCE UPDATE (ORAL)**

RECEIVE AND FILE INFORMATION ITEMS

- G. **TREASURER'S REPORT OF FINANCIAL AFFAIRS (WRITTEN/ POWERPOINT)**
- H. **PUBLIC OUTREACH AND COMMUNICATION (WRITTEN)**
- I. **LEGISLATIVE REPORT FROM INNOVATIVE FEDERAL STRATEGIES (WRITTEN)**
- J. **LEGISLATIVE REPORT FROM THE DOLPHIN GROUP (WRITTEN)**
- K. **LEGISLATIVE REPORT FROM AGRICULTURAL RESOURCES (WRITTEN)**
- L. **CALIFORNIA STRATEGIES, LLC MONTHLY ACTIVITY REPORT (WRITTEN)**
- M. **ENGINEERING STRATEGIC PLANNING (POWERPOINT)**
- N. **MID-YEAR BUILDING ACTIVITY REPORT (POWERPOINT)**
- O. **LABORATORY SEMI-ANNUAL UPDATE (POWERPOINT)**

Materials related to an item on this agenda submitted to the Agency, after distribution of the agenda packet, are available for public inspection at the Agency's office located at 6075 Kimball Avenue, Chino, California during normal business hours.

5. AGENCY REPRESENTATIVES' REPORTS

- A. **SAWPA REPORT (WRITTEN)**
- B. **MWD REPORT (WRITTEN)**

- C. REGIONAL SEWERAGE PROGRAM POLICY COMMITTEE REPORT
(Joint Special Meeting w/IEUA on February 4, 2015)
- D. CHINO BASIN WATERMASTER REPORT (WRITTEN)
- 6. GENERAL MANAGER'S REPORT (WRITTEN)
- 7. BOARD OF DIRECTORS' REQUESTED FUTURE AGENDA ITEMS
- 8. DIRECTORS' COMMENTS
 - A. CONFERENCE REPORTS

This is the time and place for the Members of the Board to report on prescheduled Committee/District Representative Assignment meetings, which were held since the last regular Board meeting, and/or any other items of interest.

9. CLOSED SESSION

- A. PURSUANT TO GOVERNMENT CODE SECTION 54956.9(a) – CONFERENCE WITH LEGAL COUNSEL – EXISTING LITIGATION
 - 1) Chino Basin Municipal Water District vs. City of Chino, Case No. RCV51010
 - 2) Martin vs. IEUA, Case No. CIVRS 1000767
 - 3) Sheilds vs. IEUA, Case No. CIVRS 1301638
 - 4) Desaddi vs. IEUA, Case No. CIVRS 1304617
 - 5) Mwembu vs. IEUA, Case No. CIVDS 1415762
 - 6) Southern California Edison vs. IEUA, Case No. CIVRS 1308595
 - 7) Qualco vs. IEUA, Case No. CIVRS 1304057
- B. PURSUANT TO GOVERNMENT CODE SECTION 54956.8 – CONFERENCE WITH REAL PROPERTY NEGOTIATOR
 - 1) Property: Water and Pipeline Capacity/Cadiz
Negotiating Party: General Counsel Jean Cihigoyenetché
 - 2) Supplemental Water Transfer/Purchase
Negotiating Parties: General Manager P. Joseph Grindstaff
Under Negotiation: Price and Terms of Purchase
- C. PURSUANT TO GOVERNMENT CODE SECTION 54956.9 – CONFERENCE WITH LEGAL COUNSEL - ANTICIPATED LITIGATION
 - 1) Two (2) Cases

D. **PURSUANT TO GOVERNMENT CODE SECTION 54957 – PERSONNEL MATTERS**

- 1) Various Positions – Compensation Study
- 2) Various Positions

E. **PURSUANT TO GOVERNMENT CODE SECTION 54957 – PERSONNEL MATTERS – PUBLIC EMPLOYEE PERFORMANCE EVALUATION**

- 1) Manager of Internal Audit
- 2) Board Secretary/Office Manager

3. **ACTION ITEM – (continued)**

C. **ADOPTION OF RESOLUTION NO. 2015-2-3, AMENDING THE MEMORANDUM OF UNDERSTANDING, SALARY MATRIX AND CLASSIFICATION PLAN FOR ALL LABORATORY UNIT EMPLOYEES**

It is recommended that the Board:

1. Approve and adopt the recently completed classification and compensation study for all Laboratory Unit employees;
2. Approve the modification of various position titles for all the Laboratory Unit employees, as a result of the adoption of the classification and compensation study; and
3. Adopt Resolution No. 2015-2-3 to amend the 2013 through 2018 Memorandum of Understanding (MOU) for the Laboratory Unit with a new Salary Matrix and Classification Plan based on the results of a classification and compensation study.

10. **ADJOURN**


*A Municipal Water District

In compliance with the Americans with Disabilities Act, if you need special assistance to participate in this meeting, please contact the Board Secretary (909) 993-1736, 48 hours prior to the scheduled meeting so that the Agency can make reasonable arrangements.

Proofed by: _____

Declaration of Posting

I, April Woodruff, Board Secretary of the Inland Empire Utilities Agency*, A Municipal Water District, hereby certify that a copy of this agenda has been posted by 5:30 p.m. at the Agency's main office, 6075 Kimball Avenue, Building A, Chino, CA on Thursday, February 12, 2015.



April Woodruff

INFORMATION
ITEM

4D

MWD Water Supply Allocation Plan Update



Inland Empire Utilities Agency

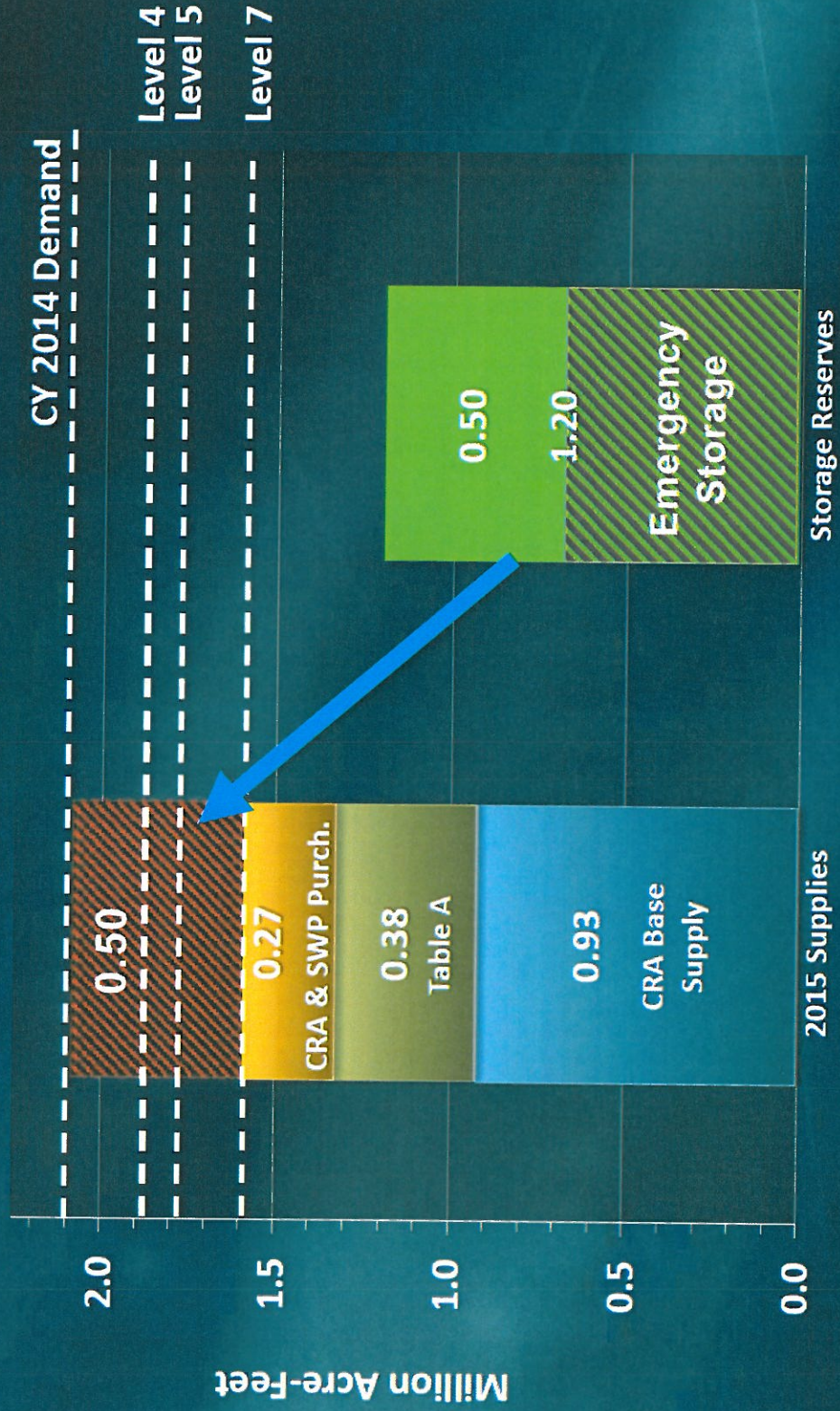
A MUNICIPAL WATER DISTRICT

MWD's 2014 Water Supply Allocation Plan (WSAP)

- MWD met Aug-Nov with Member Agencies
- Updated the 2011 WSAP formula
- Presented to MWD Board on 12/9/14
- MWD Board to decide in January when the updated WSAP will go into effect

2015 Supply Demand Balance

20% SWP Allocation (Dry Scenario)



WP&S Committee

Item 6c

February 9, 2015

Source: 2/9/15 MWD Committee Meeting Presentation

WSAP Adjustments

- New Baseline Period: ~71,500 AFY
- Conservation/Demand Hardening Credit
- Local Supply Development Credit
- Replenishment Credit

WSAP Formula Estimates*

	IEUA Imported Water Allocation (AF)
Level 1	71,500
Level 2	69,000
Level 3	66,000
Level 4	63,000
Level 5	60,000
Level 6	57,000
Level 7	54,000
Level 8	51,000
Level 9	48,000
Level 10	45,000

preliminary estimated WSAP Level

*estimates based on November 2014 MWD WSAP model; all supply numbers are still being confirmed by MWD

WSAP Enforcement

Water Use	Old Penalty Rate (\$/AF)	New Penalty Rate (\$/AF) (turf removal program costs)
Up to 100% of Allocation	--	--
100 to 115%	2 x Tier 2 = \$1,428	\$2 / sq ft program = \$1,480
Greater than 115%	4 x Tier 2 = \$2,856	\$4 / sq ft program = \$2,960


Discussion


INFORMATION
ITEM


4G


Date: February 18, 2015

To: The Honorable Board of Directors

Through:  Finance, Legal, and Administration Committee (2/11/15)

From:  P. Joseph Grindstaff
General Manager

Submitted by:  Christina Valencia
Chief Financial Officer/Assistant General Manager

 Javier Chagoyen-Lazaro
Manager of Finance and Accounting

Subject: Treasurer's Report of Financial Affairs

RECOMMENDATION

The Treasurer's Report of Financial Affairs for the month ended December 31, 2014, is an informational item for the Board's review. The monthly report denotes investment transactions that have been executed in accordance with the criteria stated in the Agency's Investment Policy (Resolution No. 2014-6-11).

BACKGROUND

The Treasurer's Report of Financial Affairs for the month ended December 31, 2014, is submitted in a format consistent with State requirements.

Total cash, investments, and restricted deposits of \$129,879,217, reflects an increase of \$8,124,179 compared to the total reported for November 2014. The increase of \$8 million was attributed to property tax receipts. The average days of cash on hand for the month ended December 31, 2014 increased to 167 days compared to 155 days reported in November. The increase was due to property tax receipts increasing the non-debt related cash on hand. Average days of cash on hand is calculated using the monthly ending balance of unrestricted cash and cash equivalents divided by disbursements associated with operating expenses, debt service and capital expenditures as recorded in the Agency's cash flow.

The Agency's investment portfolio average rate of return in December 2014 was 0.513%, no change compared to the average yield as reported in November 2014.

The Financial Affairs report is consistent with the Agency's Business Goal of Fiscal Responsibility in providing financial reporting that accounts for cash and investment activities to fund operating requirements and to optimize investment earnings.

PRIOR BOARD ACTION

The Board reviewed the Financial Affairs Report for the month of November, 2014 on January 21, 2015.

IMPACT ON BUDGET

The interest earned on the Agency's investment portfolio increases the Agency's reserves.

Attachment: December 2014 Treasurer's Report of Financial Affairs

TREASURER'S REPORT OF FINANCIAL AFFAIRS

For the Month Ended December 31, 2014



Inland Empire Utilities Agency

A MUNICIPAL WATER DISTRICT

All investment transactions have been executed in accordance with the criteria stated in the Agency's Investment Policy (Resolution No. 2014-6-11) adopted by the Inland Empire Utilities Agency's Board of Directors during its regular meeting held on June 18, 2014.

The funds anticipated to be available during the next six-month period are expected to be sufficient to meet all foreseen expenditures during the period.

* A Municipal Water District

INLAND EMPIRE UTILITIES AGENCY

Cash and Investment Summary

Month Ended
December 31, 2014

	December	November
<u>Cash, Bank Deposits, and Bank Investment Accounts</u>	\$1,449,664	\$2,092,189
<u>Investments</u>		
CBB Repurchase (Sweep)	\$22,187,441	\$16,297,092
Local Agency Investment Fund (LAIF)	24,802,560	24,802,560
CalTrust	3,531,839	3,534,153
Certificates of Deposit	4,172,210	4,172,210
Municipal Bonds	3,539,046	3,549,525
Medium Term Notes	6,001,075	6,342,388
U.S. Treasury Notes	999,852	999,633
U.S. Government Sponsored Entities	11,579,852	9,579,847
Total Investments	\$76,813,874	\$69,277,408
Total Cash and Investments Available to the Agency	\$78,263,538	\$71,369,597
<u>Restricted Deposits</u>		
Debt Service Accounts	\$2,544,740	\$2,544,740
CCRA Deposits Held by Member Agencies	36,311,996	34,648,732
OPEB (CERBT) Account	6,969,100	7,033,020
Escrow Deposits	5,789,843	6,158,949
Total Restricted Deposits	\$51,615,679	\$50,385,441
Total Cash, Investments, and Restricted Deposits	\$129,879,217	\$121,755,038

INLAND EMPIRE UTILITIES AGENCY
Cash and Investment Summary

Month Ended
December 31, 2014

Cash, Bank Deposits, and Bank Investment Accounts

Citizens Business Bank Demand Account	\$209,713
Citizens Business Bank Workers' Compensation Account	66,478
Bank of America Payroll Account	34,220
Bank of America Payroll Taxes Account	46,401
Subtotal Demand Deposits	<u>\$356,812</u>

Other Cash and Bank Accounts

Petty Cash	\$2,250
Subtotal Other Cash	<u>\$2,250</u>

Bank of the West Money Market Account

\$1,050,166

US Bank Pre-Investment Money Market Account

\$40,436

Total Cash and Bank Accounts

\$1,449,664

Investments

CBB Repurchase (Sweep) Investments

Freddie Mac Bonds	\$17,649,504
Fannie Mae Bonds	4,537,937
Subtotal CBB Repurchase (Sweep)	<u>\$22,187,441</u>

Local Agency Investment Fund (LAIF)

LAIF Non-Restricted Fund	\$18,896,573
LAIF Insurance Sinking Fund	5,905,987
Subtotal Local Agency Investment Fund	<u>\$24,802,560</u>

CalTrust

Short Term	\$3,531,839
Subtotal CalTrust	<u>\$3,531,839</u>

Certificates of Deposit

Citizens Business Bank	\$4,172,210
Subtotal Certificates of Deposit	<u>\$4,172,210</u>

INLAND EMPIRE UTILITIES AGENCY
Cash and Investment Summary

Month Ended
December 31, 2014

Investments Continued

Municipal Bonds

State and Local Municipal Bonds
Subtotal State Municipal Bonds

\$3,539,046
\$3,539,046

Medium Term Notes

Toyota Motor Corporation
General Electric Capital Corporation
JP Morgan Securities
John Deere Capital Corp
Subtotal Medium Term Notes

1,001,317
997,973
2,999,473
1,002,312
\$6,001,075

U.S. Treasury Notes

Treasury Note
Subtotal U.S. Treasury Notes

\$999,852
\$999,852

U.S. Government Sponsored Entities

Fannie Mae Bonds
Freddie Mac Bonds
Federal Home Loan Bank Bonds
Subtotal U.S. Government Sponsored Entities

\$2,999,852
2,580,000
6,000,000
\$11,579,852

Total Investments

\$76,813,874

Restricted Deposits

Debt Service Reserves

08B Debt Service Accounts
10A Debt Service Accounts
Subtotal Debt Service Reserves

\$2,544,710
30
\$2,544,740

INLAND EMPIRE UTILITIES AGENCY
Cash and Investment Summary

Month Ended
 December 31, 2014

CCRA Deposits Held by Member Agencies

City of Chino	\$8,630,258
Cucamonga Valley Water District	7,495,546
City of Fontana	6,143,478
City of Montclair	2,515,077
City of Ontario	6,236,654
City of Chino Hills	2,729,068
City of Upland	2,561,915
Subtotal CCRA Deposits Held by Member Agencies	<u>\$36,311,996</u>

CalPERS

OPEB (CERBT) Account	\$6,969,100
Subtotal CalPERS Accounts	<u>\$6,969,100</u>

Escrow Deposits

Chicago Title (Forestar/IEUA Holding Escrow)	\$5,139,563
First Enterprise Bank (Paso Robles Tank, Inc)	-
Community Bank (MNR Construction)	587,142
Fresno First Bank (WM Lyles)	63,138
Subtotal Escrow Deposits	<u>\$5,789,843</u>

Total Restricted Deposits

Total Cash, Investments, and Restricted Deposits as of November 30, 2014	<u><u>\$129,879,217</u></u>
---	-----------------------------

Total Cash, Investments, and Restricted Deposits as of 11/30/14	\$129,879,217
Less: Total Cash, Investments, and Restricted Deposits as of 10/31/14	121,755,038

Total Monthly Increase (Decrease)

	<u><u>\$8,124,179</u></u>
--	---------------------------

INLAND EMPIRE UTILITIES AGENCY
Cash and Investment Summary

Month Ended
 December 31, 2014

	Credit Rating @ Purchase		CHANGES IN Credit Rating		Par Amount	Cost Basis Amount	Term (Days)	December Amortization	December Value		% Coupon	% Yield to Maturity	Maturity		Market Value
	S&P	Moody's	S&P	Moody's					Value	Value			Date	Date	
Cash, Bank Deposits, and Bank Investment Accounts															
Citizens Business Bank															
Demand Account					\$209,713	\$209,713	N/A	N/A	\$209,713	\$209,713		0.25%	N/A		\$209,713
Subtotal CBB					\$209,713	\$209,713	N/A	N/A	\$209,713	\$209,713		0.25%	N/A		\$209,713
Workers' Compensation Account															
Subtotal CBB					\$66,478	\$66,478	N/A	N/A	\$66,478	\$66,478		N/A	N/A		\$66,478
Bank of America															
Payroll Checking					\$34,220	\$34,220	N/A	N/A	\$34,220	\$34,220		N/A	N/A		\$34,220
Payroll Tax Checking					46,401	46,401	N/A	N/A	46,401	46,401		N/A	N/A		46,401
Subtotal B of A					\$80,620	\$80,620	N/A	N/A	\$80,620	\$80,620		N/A	N/A		\$80,620
Bank of the West															
Money Market Plus - Business Account					\$1,050,166	\$1,050,166	N/A	N/A	\$1,050,166	\$1,050,166		0.19%	N/A		\$1,050,166
Subtotal Bank of the West Money Market					\$1,050,166	\$1,050,166	N/A	N/A	\$1,050,166	\$1,050,166		0.19%	N/A		\$1,050,166
US Bank															
Federated Automated MMA					\$40,436	\$40,436	N/A	N/A	\$40,436	\$40,436		0.01%	N/A		\$40,436
Subtotal USB Money Market					\$40,436	\$40,436	N/A	N/A	\$40,436	\$40,436		0.01%	N/A		\$40,436
Petty Cash															
					\$2,250	\$2,250	N/A	N/A	\$2,250	\$2,250		N/A	N/A		\$2,250
Total Cash, Bank Deposits and Bank Investment Accounts															
					\$1,449,664	\$1,449,664			\$1,449,664	\$1,449,664					\$1,449,664
Investments															
CBB Daily Repurchase (Sweep) Accounts															
Fannie Mae Bond					\$17,649,504	\$17,649,504	N/A	N/A	\$17,649,504	\$17,649,504		0.25%	N/A		\$17,649,504
Fannie Mae Bond					4,537,937	4,537,937	N/A	N/A	4,537,937	4,537,937		0.25%	N/A		4,537,937
Subtotal CBB Repurchase Accounts					\$22,187,441	\$22,187,441			\$22,187,441	\$22,187,441		0.25%			\$22,187,441
LAIF Accounts															
Non-Restricted Funds					\$18,896,573	\$18,896,573	N/A	N/A	\$18,896,573	\$18,896,573		0.267%	N/A		\$18,896,573
LAIF Sinking Fund					5,905,987	5,905,987	N/A	N/A	5,905,987	5,905,987		0.267%	N/A		5,905,987
Subtotal LAIF Accounts					\$24,802,560	\$24,802,560			\$24,802,560	\$24,802,560		0.267%			\$24,802,560
CALTRUST Accounts															
Short-Term					\$3,531,839	\$3,531,839	N/A	N/A	\$3,531,839	\$3,531,839		0.39%	N/A		\$3,531,839
Subtotal CalTrust Accounts					\$3,531,839	\$3,531,839	N/A	N/A	\$3,531,839	\$3,531,839		0.39%	N/A		\$3,531,839
Certificates of Deposit															
CBB Certificate of Deposit					\$4,172,210	\$4,172,210	425	N/A	\$4,172,210	\$4,172,210		0.45%	09/19/15		\$4,172,210
Subtotal Certificate of Deposits					\$4,172,210	\$4,172,210	425	N/A	\$4,172,210	\$4,172,210		0.45%			\$4,172,210

INLAND EMPIRE UTILITIES AGENCY
Cash and Investment Summary

Month Ended
 December 31, 2014

	Credit Rating @ Purchase		CHANGES IN Credit Rating		Par Amount	Cost Basis Amount	Term (Days)	December Amortization	December Value	% Coupon	% Yield to Maturity	Maturity Date	Market Value
	S&P	Moody's	S&P	Moody's									
Investments (continued)													
US Treasury Note													
US Treasury Note	N/A	AAA			\$1,000,000	\$999,463		15	\$999,852	0.63%	0.63%	12/15/16	\$999,530
					\$1,000,000	\$999,463		15	\$999,852		0.63%		\$999,530
Subtotal Treasuries													
U.S. Government Sponsored Entities													
(As of August 2011, all US GSE's have been downgraded to AA+ Rating by S&P)													
Freddie Mac Bond	AA+	AAA			1,000,000	1,000,000	1,080		1,000,000	0.75%	0.75%	12/19/16	999,140
Federal Home Loan Bank	AA+	AAA			2,000,000	2,000,000	1,080		2,000,000	0.63%	0.63%	08/28/17	1,996,480
Fannie Mae Bond	AA+	AAA			999,750	999,750	1,800	4	999,852	0.75%	0.75%	12/18/17	997,050
Federal Home Loan Bank	AA+	AAA			2,000,000	2,000,000	1,260		2,000,000	1.33%	1.33%	01/16/18	1,996,100
Federal Home Loan Bank	AA+	AAA			2,000,000	2,000,000	1,800		2,000,000	1.25%	1.25%	04/24/19	2,006,040
Fannie Mae Bond	N/A	AAA			2,000,000	2,000,000	1,459		2,000,000	1.63%	1.63%	12/28/18	1,997,600
Freddie Mac Bond	AA+	AAA			1,580,000	1,580,000	1,804		1,580,000	1.13%	1.12%	05/28/19	1,582,528
					\$11,580,000	\$11,579,750		4	\$11,579,852		1.117%		\$11,574,938
Subtotal U.S. Gov't Sponsored Entities													
Municipal Bonds													
California State General Obligation Bond	A-	AA3			1,000,000	1,117,280		(3,433)	1,003,544	5.00%	0.89%	02/01/15	1,004,100
California State General Obligation Bond	A-	AA3			1,500,000	1,673,955		(4,898)	1,514,378	5.45%	1.50%	04/01/15	1,519,170
California State General Obligation Bond	A-	AA3			1,000,000	1,089,000		(2,147)	1,021,125	3.95%	1.35%	11/01/15	1,029,440
Subtotal State and Local Municipal Bonds					\$3,500,000	\$3,880,235		(\$10,478)	\$3,539,046		1.28%		\$3,552,710
Medium Term Notes													
JP Morgan Securities	A	A2			2,000,000	1,993,460	668	294	1,998,894	0.80%	0.98%	04/23/15	2,000,780
Toyota Motor Credit Corp	AA-	AA3			1,000,000	1,006,293	946	(206)	1,001,317	0.88%	0.87%	07/17/15	1,002,690
General Electric Floating Rate (75 bp over Libor -1% floor)	AA+	AA2			1,000,000	988,500	1,265	282	997,973	1.26%	1.26%	08/11/15	1,004,170
JP Morgan Securities	A	A2			1,000,000	1,001,500	1,094	(43)	1,000,579	1.125%	1.07%	02/26/16	1,002,620
John Deere Capital Corp	A	A2			1,000,000	1,004,000	1,754	(71)	1,002,312	1.85%	1.11%	10/10/17	994,300
					\$6,000,000	\$5,993,753		\$256	\$6,001,075		1.05%		\$6,004,560
Subtotal Medium Term Notes													
Total Investments					\$76,774,050	\$77,147,251			\$76,813,875				\$76,825,788
<i>Source of Investment Market Value: US Bank</i>													

INLAND EMPIRE UTILITIES AGENCY
Cash and Investment Summary

Month Ended
 December 31, 2014

	Credit Rating @ Purchase		CHANGES IN Credit Rating		Par Amount	Cost Basis Amount	Term (Days)	December Amortization	December Value	% Coupon	% Yield to Maturity	Maturity Date	Market Value
	S&P	Moody's	S&P	Moody's									
Restricted Deposits													
Debt Service and Arbitrage Accounts													
08B Debt Service Accounts													
US Bank Debt Serv. Accounts					\$2,544,710	\$2,544,710	N/A	N/A	\$2,544,710		0.000%	N/A	\$2,544,710
Subtotal '08B Debt Service Accts					\$2,544,710	\$2,544,710			\$2,544,710		0.000%		\$2,544,710
10A Debt Service Accounts													
US Bank Debt Serv. Accounts					\$30	\$30	N/A	N/A	\$30		0.03%	N/A	\$30
Subtotal '10A Debt Service Accts					\$30	\$30			\$30		0.03%		\$30
Total Debt Service Accounts					\$2,544,740	\$2,544,740			\$2,544,740				\$2,544,740

INLAND EMPIRE UTILITIES AGENCY
Cash and Investment Summary

Month Ended
 December 31, 2014

	Credit Rating @ Purchase		CHANGES IN Credit Rating		Par Amount	Cost Basis Amount	Term (Days)	December Amortization	December Value		% Yield to Maturity	Maturity Date		Market Value	
	S&P	Moody's	S&P	Moody's					Value	Value		Date	Value		
CCRA Deposits Held by Member Agencies															
City of Chino					\$8,630,258	\$8,630,258	N/A	N/A	\$8,630,258		N/A	N/A		\$8,630,258	
Cucamonga Valley Water District					7,495,546	7,495,546	N/A	N/A	7,495,546		N/A	N/A		7,495,546	
City of Fontana					6,143,478	6,143,478	N/A	N/A	6,143,478		N/A	N/A		6,143,478	
City of Montclair					2,515,077	2,515,077	N/A	N/A	2,515,077		N/A	N/A		2,515,077	
City of Ontario					6,236,654	6,236,654	N/A	N/A	6,236,654		N/A	N/A		6,236,654	
City of Chino Hills					2,729,068	2,729,068	N/A	N/A	2,729,068		N/A	N/A		2,729,068	
City of Upland					2,561,915	2,561,915	N/A	N/A	2,561,915		N/A	N/A		2,561,915	
<i>Subtotal CCRA Deposits Held by Member Agencies</i>					\$36,311,996	\$36,311,996			\$36,311,996					\$36,311,996	
(Totals as reported through October 31, 2014)															
CalPERS Deposits															
OPEB (CERBT) Account					\$7,000,000	\$7,000,000	N/A	N/A	\$7,000,000		N/A	N/A		\$7,000,000	
<i>Subtotal CalPERS Deposits</i>					\$7,000,000	\$7,000,000			\$7,000,000					\$7,000,000	
Escrow Deposits															
Forestar/IEUA Holding Escrow (RP-1 Outfall)					\$5,139,563	\$5,139,563	N/A	N/A	\$5,139,563		N/A	N/A		\$5,139,563	
MNR Construction					587,142	587,142	N/A	N/A	587,142		N/A	N/A		587,142	
WM Lyles					63,138	63,138	N/A	N/A	63,138		N/A	N/A		63,138	
<i>Subtotal Escrow Deposits</i>					\$5,789,842	\$5,789,842			\$5,789,842					\$5,789,842	
Total Restricted Deposits					\$51,646,579	\$51,646,579			\$51,646,579					\$51,646,579	
Total Cash, Investments, and Restricted Deposits as of November 30, 2014															
					\$129,870,292	\$130,243,493			\$129,879,216					\$129,891,130	

INLAND EMPIRE UTILITIES AGENCY
Cash and Investment Summary

Month Ended
 December 31, 2014

December Purchases			Par Amount	Investment
No.	Date	Transaction	Purchased	Yield
1	12/30/14	Purchase Fannie Mae Bond	\$ 2,000,000	1.630%
Total Purchases			\$ 2,000,000	

December Investment Maturities, Calls & Sales			Par Amount	Investment
No.	Date	Transaction	Matured/Sold	Yield to Maturity
1	12/15/14	Maturity Arden Realty/General Electric	\$ 340,000	3.259%
Total Maturities, Calls & Sales			\$ 340,000	

INLAND EMPIRE UTILITIES AGENCY
Cash and Investment Summary

Month Ended
 December 31, 2014

Directed Investment Category	Amount Invested	Yield
CBB Repurchase (Sweep)	\$22,187,441	0.250%
Local Agency Investment Fund	24,802,560	0.267%
CalTrust	3,531,839	0.390%
Medium Term Notes	6,001,075	1.047%
Municipal Bonds	3,539,046	1.283%
US Treasury Notes	999,852	0.630%
U.S. Government-Sponsored Entities	11,579,852	1.117%
	\$72,641,665	0.522%
Bank Deposit and Investment Accounts		
Citizens Business Bank - Demand Account	\$209,713	0.250%
Citizens Business Bank - Certificate of Deposit	4,172,210	0.450%
Bank of the West Money Market Account	1,050,166	0.190%
	\$5,432,089	0.392%

Total Portfolio
Investment Portfolio Rate of Return
\$78,073,754
0.513%

Restricted/Transitory/Other Demand Accounts	Amount Invested	Yield
US Bank - 2008B Debt Service Accounts	\$2,544,710	0.000%
US Bank - 2010A Debt Service Accounts	30	0.030%
CCRA Deposits Held by Member Agencies	36,311,996	N/A
Citizens Business Bank - Workers' Compensation Account	66,478	N/A
US Bank - Pre-Investment Money Market Account	40,436	0.010%
CalPERS OPEB (CERBT) Account	6,969,100	N/A
Other Accounts*	82,870	N/A
	\$46,015,620	0.000%

Total Agency Directed Deposits
\$124,089,374

* Note: Bank of America Payroll Deposits used as compensating balances for bank services.

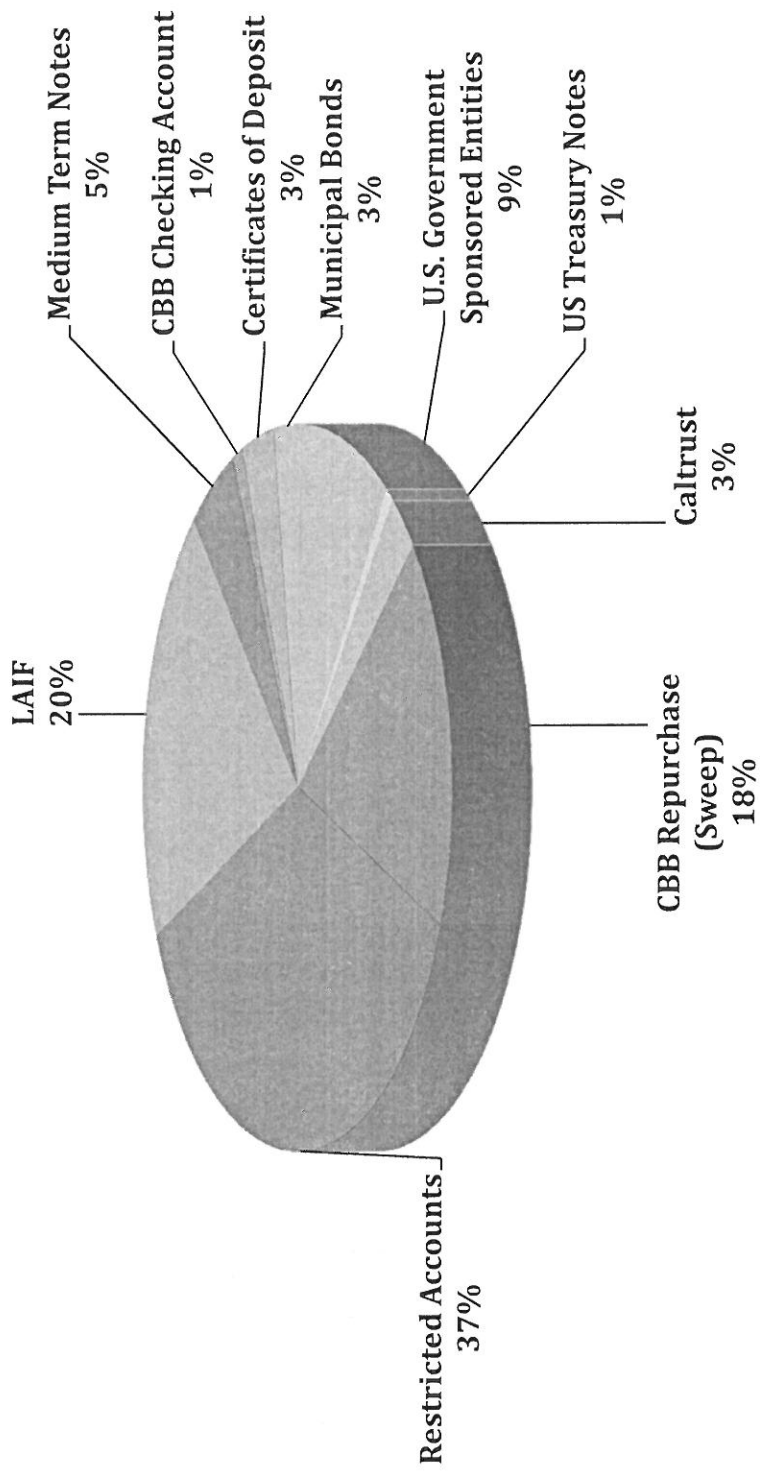
Inland Empire Utilities Agency

Treasurer's Report of Financial Affairs


For the Month Ended December 31, 2014

Combined Agency Portfolio (net of escrow deposits)

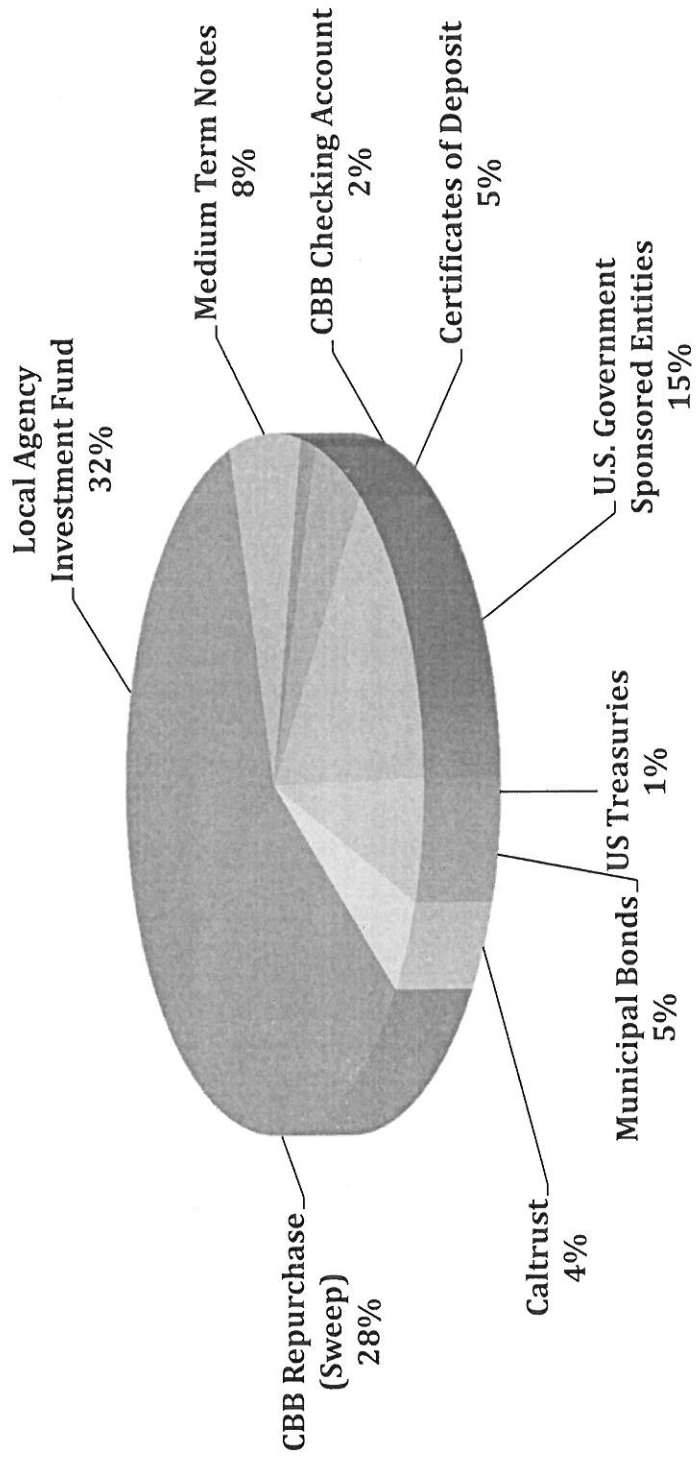
\$124,089,374



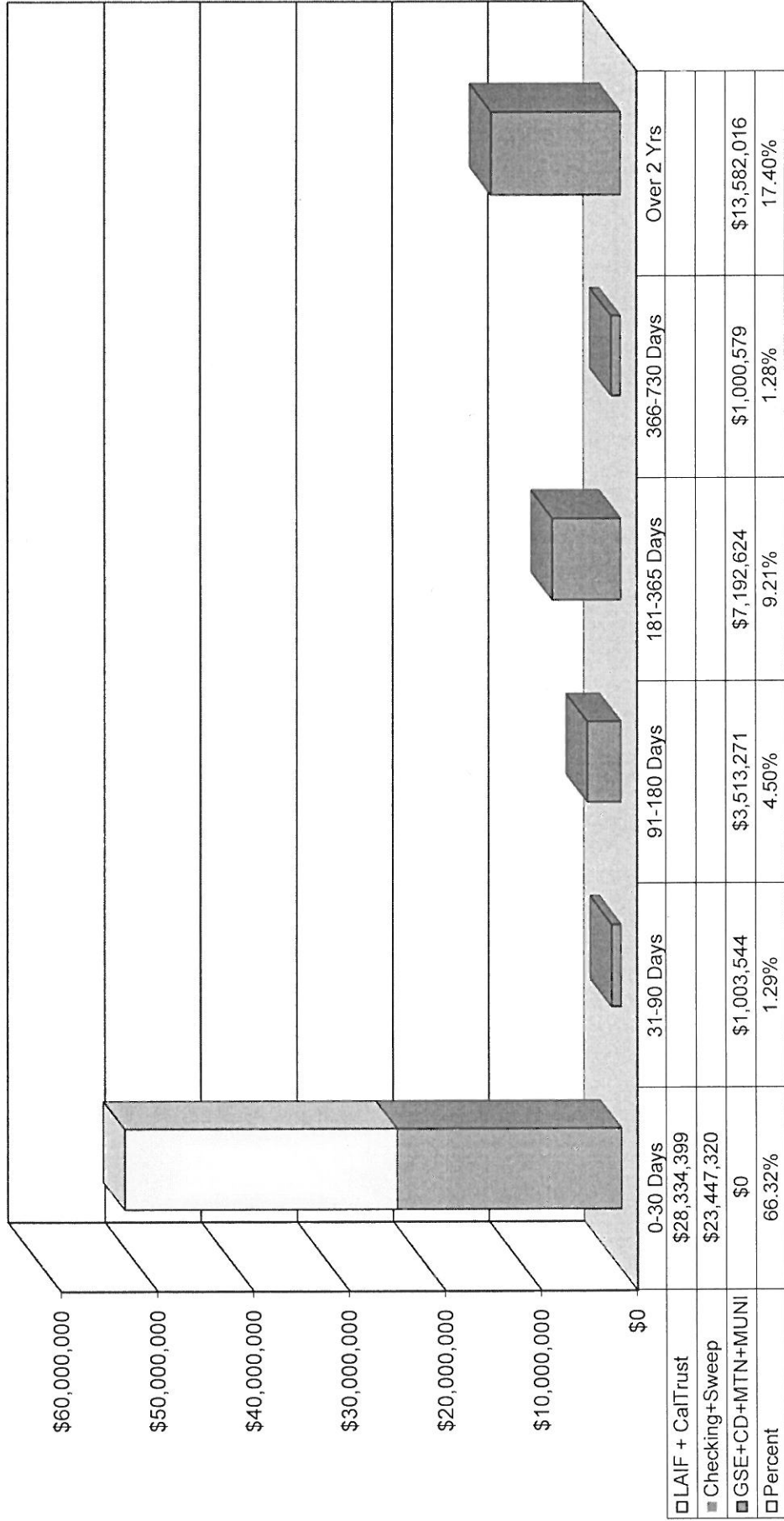
Inland Empire Utilities Agency
Treasurer's Report of Financial Affairs
For the Month Ended December 31, 2014
U.S. Government Sponsored Entities Portfolio
\$11,579,852



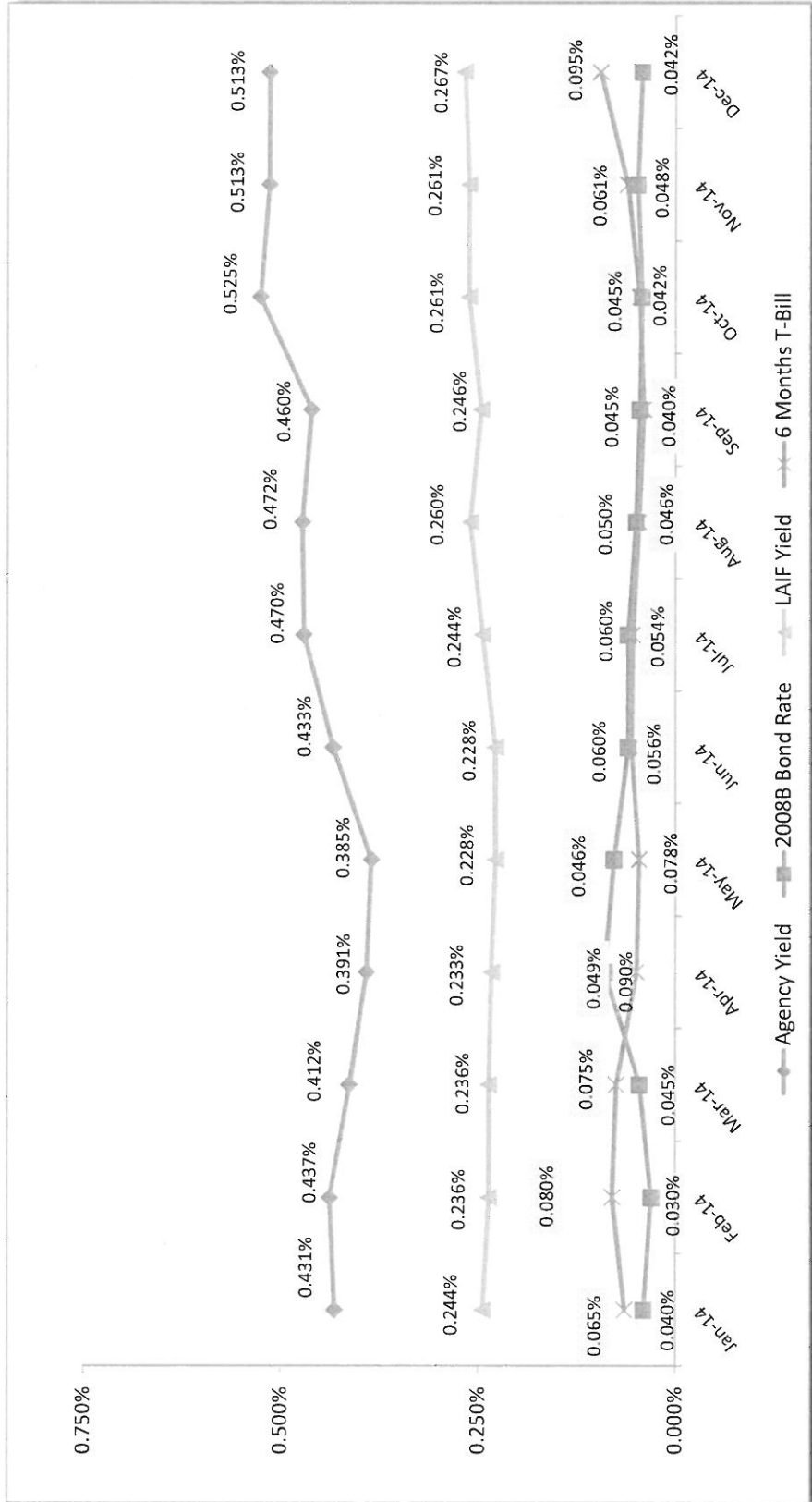
Inland Empire Utilities Agency
Treasurer's Report of Financial Affairs
For the Month Ended December 31, 2014
Unrestricted Agency Investment Portfolio
\$78,073,754



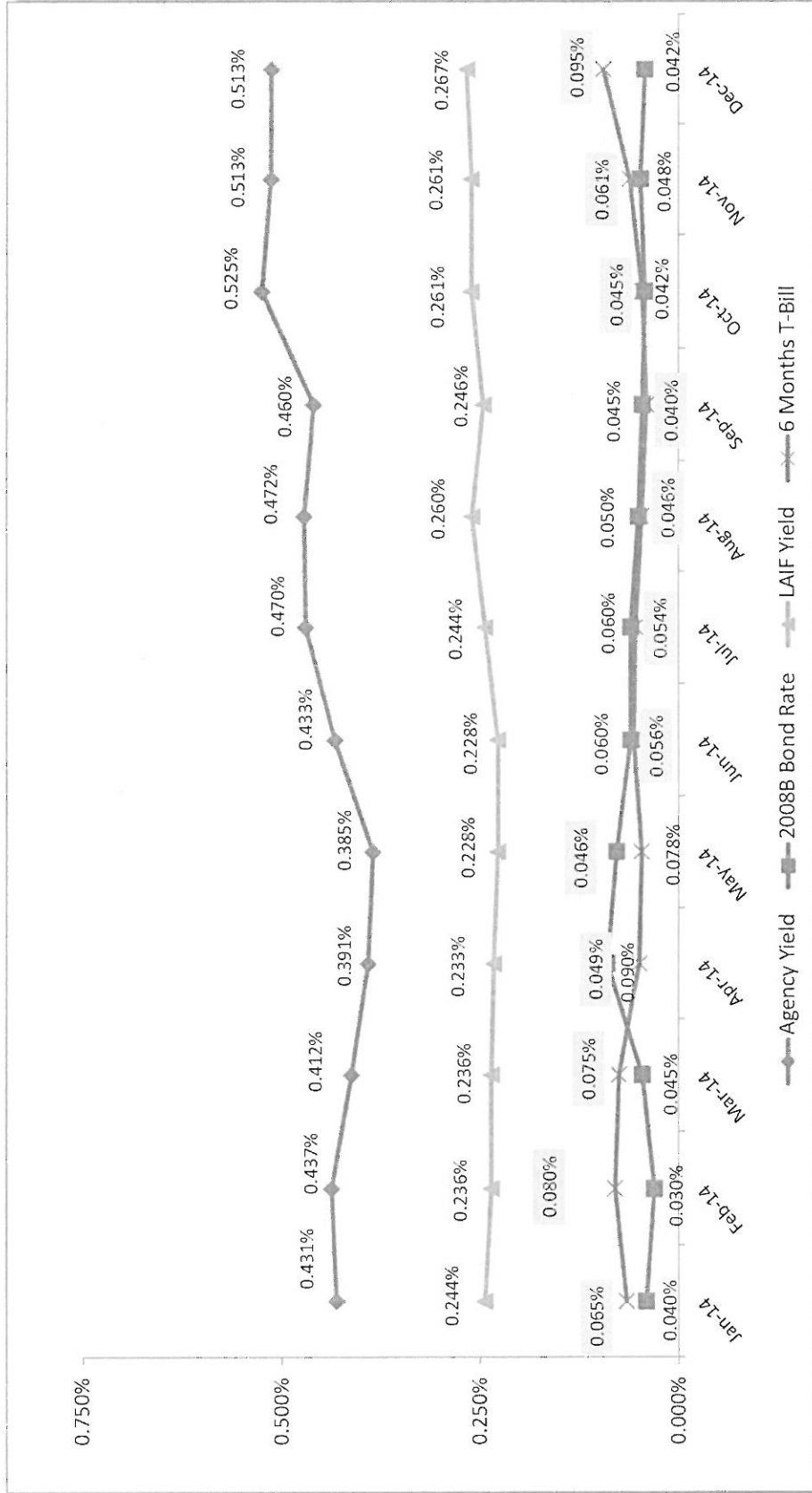
Inland Empire Utilities Agency
Treasurer's Report of Financial Affairs
 For the Month Ended December 31, 2014
Directed Investment Portfolio Maturity Distribution
\$78,073,754



Inland Empire Utilities Agency
Treasurer's Report of Financial Affairs
 Demand Deposit Accounts
 Agency Yield Comparison



Inland Empire Utilities Agency
Treasurer's Report of Financial Affairs
 Demand Deposit Accounts
 Agency Yield Comparison





Inland Empire Utilities Agency

A MUNICIPAL WATER DISTRICT

Treasurer's Report of Financial Affairs

for December 31, 2014

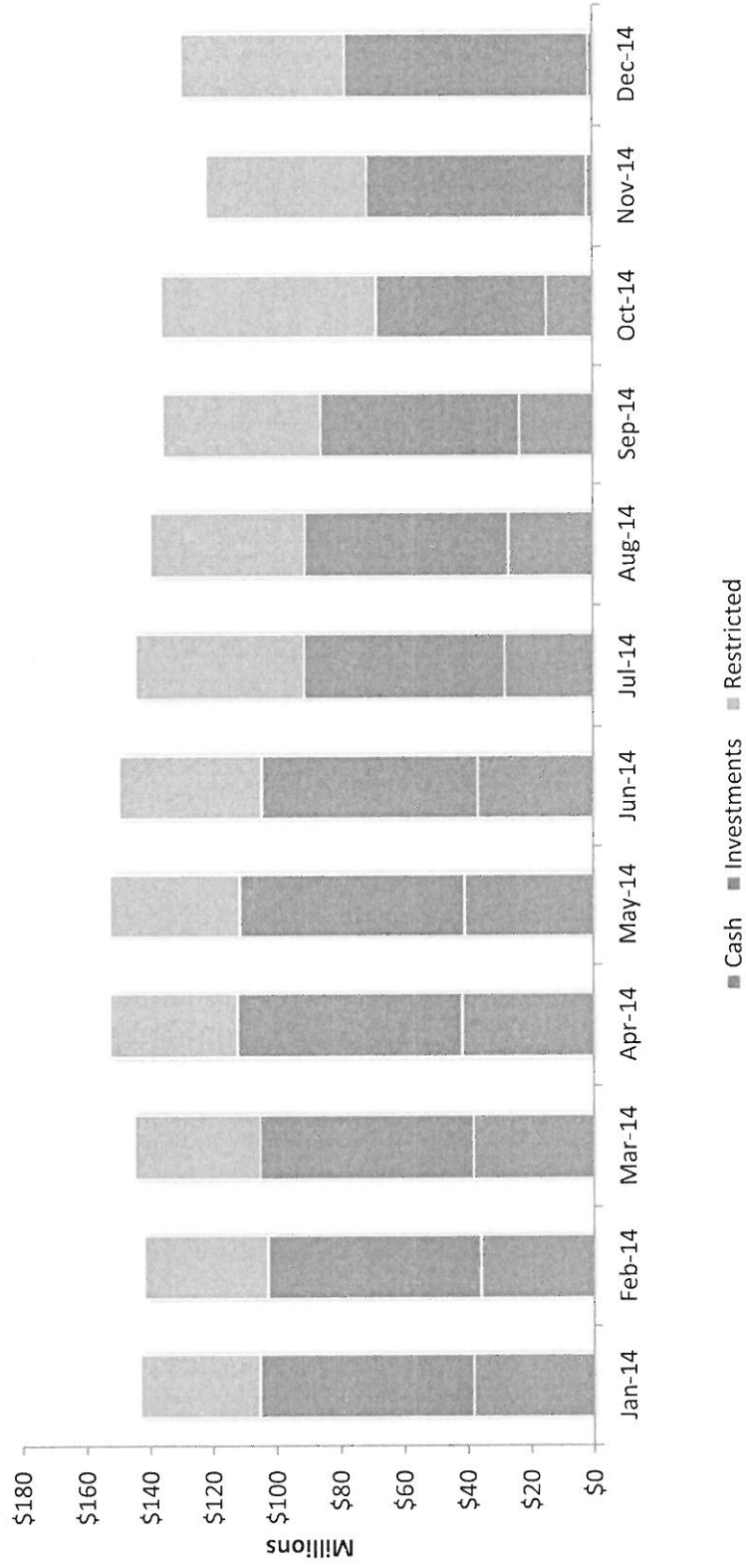
February 2015

Report of Financial Affairs

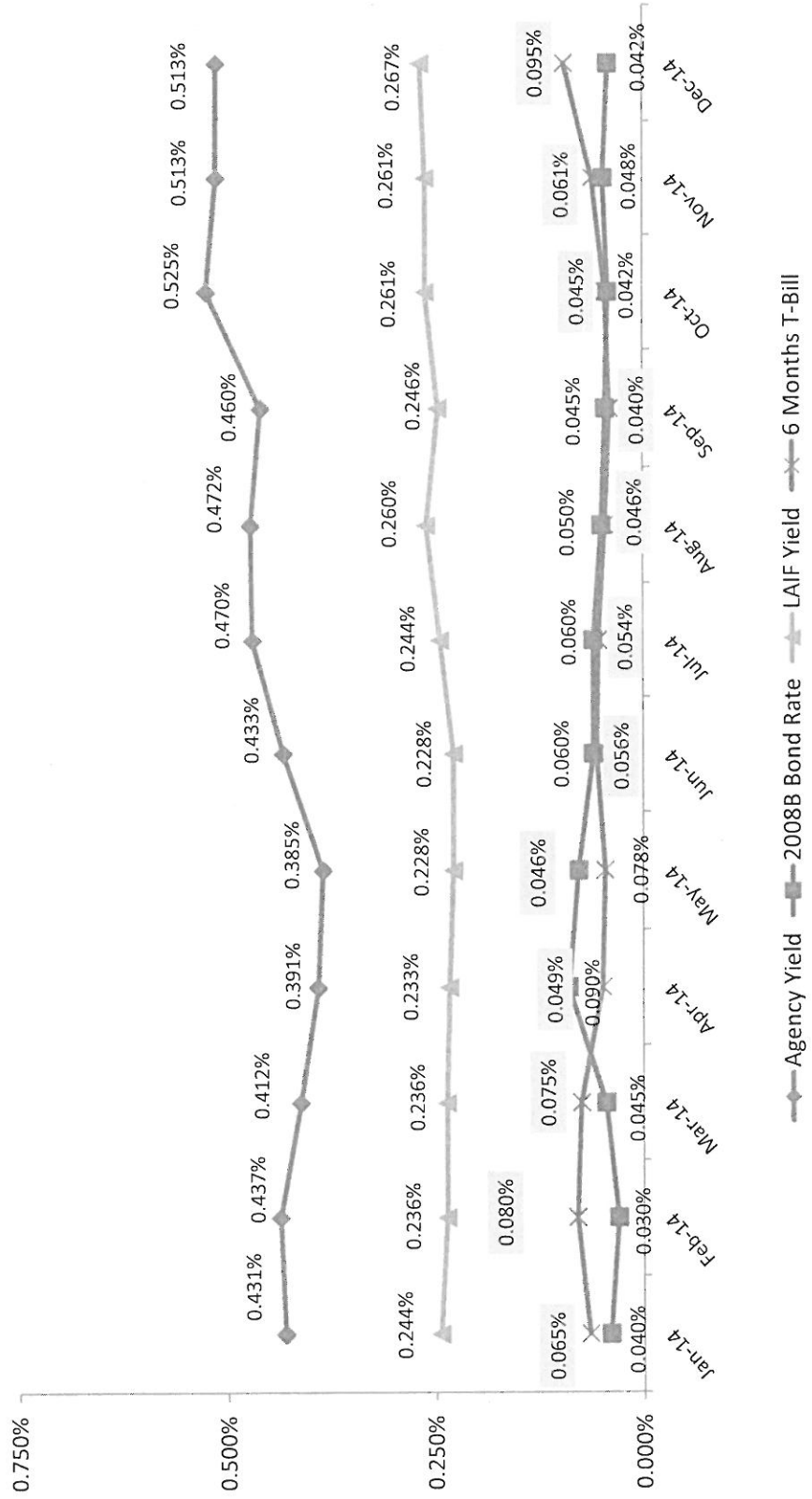


Liquidity				
Description	December 2014	November 2014	Increase (Decrease)	
Cash, Investments, Restricted Deposits	\$129.9M	\$121.8M	\$8.1M	
Investment Portfolio Yield	0.513%	0.513%	0.0%	
Average Days Cash on Hand	167 Days	155 Days	12 Days	
Portfolio				
Description	Allowable Threshold	Investment Value (\$ million)	Yield	Current Portfolio %
Short Term, Under 1 Year:				
LAIF	\$50M	\$24.8	0.267%	32%
CalTrust	\$20M	\$3.5	0.420%	4%
Citizens Business –Sweep	40%	\$22.2	0.250%	28%
CBB – Certificate of Deposit	20%	\$4.2	0.450%	5%
Bank of the West – MMA	20%	\$1.1	0.190%	1%
State and Local Municipal Bonds	9%	\$3.5	1.280%	4%
Medium Term Notes	20%	\$4.0	1.04%	5%
1 to 3 Years:				
Medium Term Notes	20%	\$2.0	1.090%	3%
US Treasury Note	n/a	\$1.0	0.620%	1%
US Government Securities	n/a	\$3.0	0.667%	4%
Over 3 Years:				
US Government Securities	n/a	\$8.6	1.27%	11%

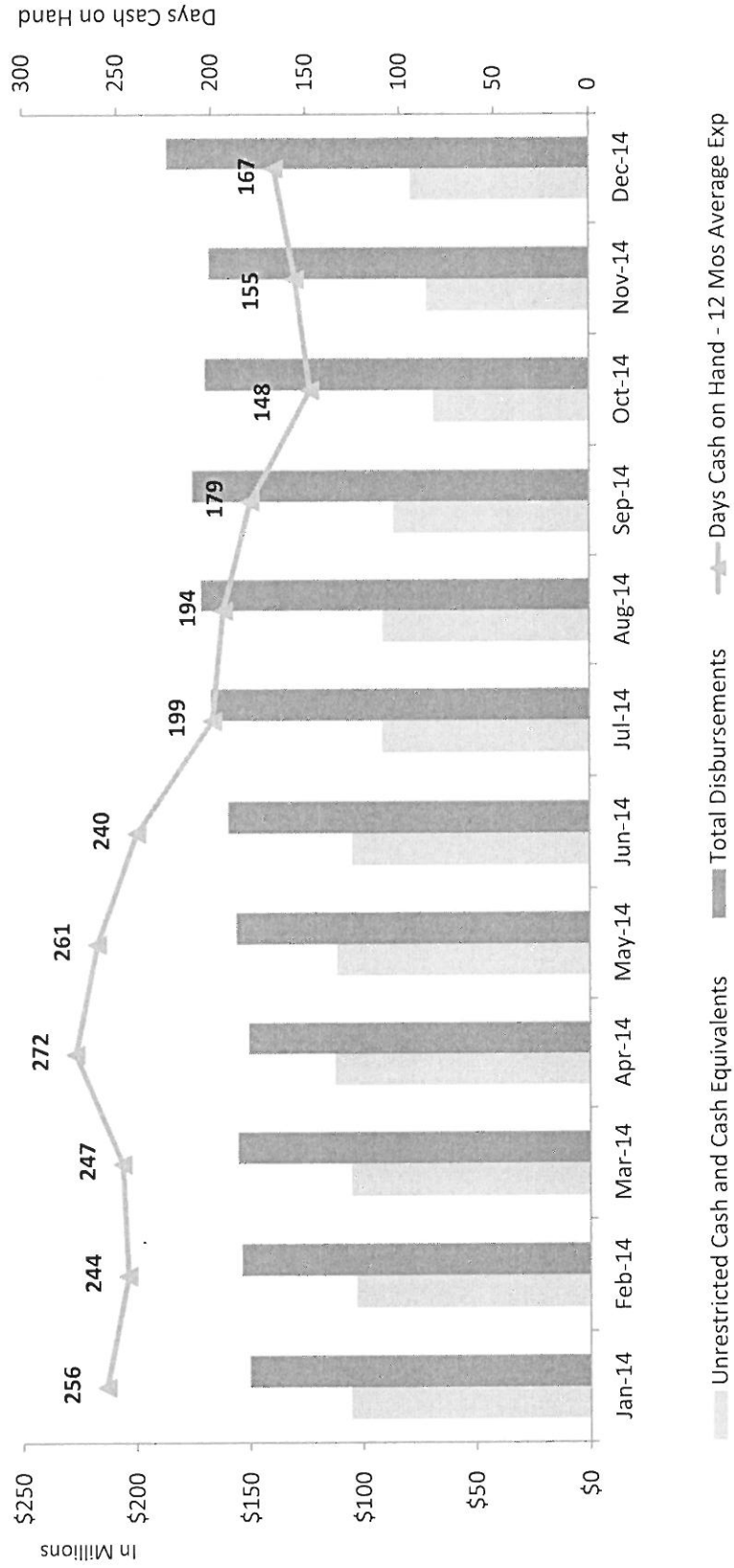
Cash, Investments and Restricted Deposits



Month End Portfolio Yield Comparison



Day Cash On Hand 12 Months Rolling Average





Inland Empire Utilities Agency

A MUNICIPAL WATER DISTRICT


QUESTIONS?


INFORMATION
ITEM


4H

Date: February 18, 2015

To: The Honorable Board of Directors

Through:  Public, Legislative Affairs, and Water Resources Committee (2/11/15)

From:  P. Joseph Grindstaff
General Manager

Submitted by: Kathryn Besser 
Manager of External Affairs

Subject: Public Outreach and Communication

RECOMMENDATION

This is an informational item for the Board of Directors to receive and file.

BACKGROUND

February 2015

- Garden in Every School[®] Workshop, IEUA HQB Event Room, 9:00 a.m. - 11:00 a.m.

March 2015

- March 16, IEUA Hosted Special Districts Dinner, Panda Inn (3223 E Centrelake Dr, Ontario, CA 91761), Time TBD
- March 16-22, Fix a Leak Week

April 2015

- April 15, Earth Day Event for students, Chino Creek Wetlands and Educational Park, 9:00 a.m. - 2:00 p.m.
- April 16, Earth Day Event for community, Chino Creek Wetlands and Educational Park, 4:00 p.m.-7:00 p.m.

May 2015

- May, Water Awareness Month
- May 3-9, International Compost Awareness Week
- May 15-17, MWD Solar Cup Competition, Lake Skinner

Outreach/Education - Civic Publications Newspaper Campaign

- IEUA staff is working with Civic Publications to develop a spring 2015 water-saving campaign. This campaign will include display ads, an email blast and print media as well.

Media and Outreach

- IEUA staff has signed a 6-month agreement with Champion Newspapers for print ads including special sections. IEUA will be conducting drought outreach including water saving tips, etc. averaging once-a-month in special sections.

Education and Outreach Updates

- Water Discovery Program: 458 Girl Scout troop members, elementary and high school students have taken part in the park field trip from September 24, 2014 through January 29, 2015.
- IEUA staff is planning the annual Earth Day Event. A total of 13 schools will be participating in the student day on April 15, 2015. Staff is expecting approximately 2,500 students, parents and teachers to attend. At least one school from each city within IEUA's service area will be participating. Staff is reaching out to the community, scout troops, and after school programs to attend the community day on April 16, 2015.
- Three schools have applied for the Garden in Every School® Program: Cal Aero Preserve Academy (Chino), Cypress Elementary School (Fontana), and Country Springs Elementary School (Chino Hills). Staff is currently working with CBWCD to schedule site evaluations, design finalization and planting days.
- Staff is currently marketing for the 2015 "Water is Life" poster contest. The contest is open to grades K-12. The deadline to submit entries is February 26, 2015.

PRIOR BOARD ACTION

None.

IMPACT ON BUDGET

The above-mentioned activities are budgeted in the FY 2014/15 Administrative Service Fund, Public Information Services budget.

INFORMATION
ITEM

41

Innovative Federal Strategies LLC

Comprehensive Government Relations

MEMORANDUM

To: Joe Grindstaff and Kathy Besser, IEUA

From: Letitia White

Date: January 30, 2015

Re: January Monthly Legislative Update

Welcome to the 114th Congress! The House and Senate officially convened in Washington on January 6th. Both the House and Senate are under Republican control for the first time since 2006, during the second term of President Bush. House Republicans quickly set votes to make changes to the Affordable Care Act and encourage the production of additional energy in the United States. The Senate has devoted much of the month to the consideration of the Keystone XL Pipeline. The new Majority Leader Mitch McConnell (R-KY) has promised to have a more open amendment process, which has considerably drawn out consideration of the legislation on the Senate floor. This effort for bipartisan consideration of amendments could have a positive effect on the deliberation of Appropriations bills later this year. The House also got to work on a funding bill for the Department of Homeland Security to fund the agency through the end of the fiscal year. The House bill is not expected to pass the Senate and would certainly face a veto if it made it to the President's desk. The President has promised he will use his veto pen during his last two years in office. The 2016 Presidential cycle has already kicked off with several Republicans announcing they are considering running for office, which will have an impact on Senate votes, as several Senate Republicans will be traveling for campaign events.

Homeland Security Funding Early on the Agenda

The Consolidated and Furthering Continuing Appropriations Act, 2015 appropriations package passed during December funded all agencies except the Department of Homeland Security through the end of the fiscal year (September 30, 2015). The DHS was funded under a continuing resolution that expires on February 27th. House Leaders wasted no time delivering on a promise to act on a measure to block the President's actions on immigration when they allowed amendments to the funding measure that came to the floor earlier this month. Conservatives voted to attach policy riders to undo the President's Executive Memorandum which expanded deferred action on undocumented immigrants.

The fight now moves to the Senate, where Democrats have already indicated they plan to block Republican efforts to bring the bill up for consideration unless the provisions are stripped out of the bill. Many conservative Republicans are still encouraging Majority Leader Mitch McConnell to bring up the measure, saying it deserves a vote on the floor. The latest showdown on the bill is expected to come up next week when the Senate has tentatively scheduled consideration of the bill.

Innovative Federal Strategies LLC

Blame Game over California Drought Bill

Senator Boxer and House Majority Leader Kevin McCarthy (R-CA) have publically traded blame over who is responsible for the failed effort to pass drought legislation at the end of last year. As we reported last month, the House passed a stand-alone California drought bill, which did not pass the Senate. Representative McCarthy told the Associated Press earlier this month that negotiations were heading in the right direction before objections from Senator Feinstein derailed consideration. For her part, Senator Boxer blamed the failure on House Republicans because negotiations left out parties that would be affected by the legislation.

With a new Congress comes another opportunity to pass drought legislation. Representative Grace Napolitano (D-CA) has already reintroduced her Water in the 21st Century bill—a bill she believes could garner support from other lawmakers this year. The Congresswoman believes that the effect of inconsistent water supplies on the nation's economy could foster support with Republicans. Her bill would create both a secured loan program and grants for water recycling, groundwater management, integrated regional water management, and water infrastructure projects. It would also improve water supply operations at dams managed by the Army Corps of Engineers, and improve drought resilience between the Environmental Protection Agency, U.S. Department of Agriculture, and Department of Interior. Representative McCarthy has said he remains committed to passing legislation that would be beneficial to the State as it continues to fight the historic drought, though he hasn't endorsed a specific plan in the 114th congress. Even with majorities in the House and Senate, Republicans might have trouble mustering up the votes if Senator Boxer opposes the final bill. In our conversations with the relevant water committees' staffs, we have learned that they believe a bill that focuses on the region or nation as a whole might be the bill that reaches the floor in the end, as other states, including Texas, have been suffering from drought conditions.

Sequestration in the Spotlight

The President gave his State of the Union Address on January 20th. While the address hinted at some specific program funding levels, we've started to see more information revealed leading up to the formal release of the President's budget on February 2nd. We already know that the President is going to propose doing away with the automatic budget cuts known as sequestration that were included in the Budget Control Act passed in 2011, which set spending caps for a 10-year period and triggered automatic cuts if spending levels exceeded those caps. The President is expected to propose an equal increase in both defense and non-defense spending, arguing that continued budget caps are hurting the economy and military readiness. In total, the President's budget to Congress will exceed the budget caps by \$74 billion. To pay for those increases, the plan will call for spending cuts elsewhere bundled with changes to the tax code that would close loopholes.

Lawmakers on both sides of the isle have come out in support of scrapping sequestration, but that doesn't mean it is going away anytime soon. Many Republicans favor removing those caps on the defense spending side, but aren't as keen as Democrats are on removing the caps for non-defense spending. The House and Senate Budget chairmen — Representative Tom Price (R-GA) and Senator Michael Enzi (R-WY), respectively, who will write their chamber's budget resolutions in March — have already indicated that their upcoming proposals are likely to focus on more spending cuts, not looking for additional revenue for additional spending. While a

Innovative Federal Strategies LLC

compromise doesn't look likely at this point, both sides could come together for a mix of entitlement reform, tax overhaul proposals, and spending adjustments as deadlines draw closer. We will know more as lawmakers begin to react to the President's proposal after it is released next week.

Outlook for February

The most pressing issue in February will be the passage of legislation to fund the Department of Homeland Security past February 27th. At this point, lawmakers would like to avoid the need for a Continuing Resolution, but a path forward that will appease enough Members on both sides of the aisle has yet to emerge. As stated earlier the President's budget will be released on February 2nd, which will outline the President's agenda for the year and start the appropriations process on Capitol Hill. Lawmakers only have one district work week scheduled in February, giving them several weeks to clear legislation in DC. The House has announced its schedule for the month, which includes the following:

- Legislation for a full repeal of the Affordable Care Act, with instructions to Congressional Committees to develop alternative proposals to the law.
- A bill aimed at disclosing the cost of mandates on businesses.
- Charitable tax code provisions
- An overhaul of the Elementary and Secondary Education Act (No Child Left Behind)

INFORMATION
ITEM

4J

January 30, 2015

To: Inland Empire Utilities Agency
From: Michael Boccadoro
President
RE: January Legislative Report



THE
DOLPHIN
GROUP

Strategic Public Affairs

Overview:

The Legislature returned to Sacramento in early January to organize, work on potential legislation, introduce bills and get settled in for the session. The first day back, Governor Brown gave his combined Inaugural and State of the State address that outlined his vision for the year. While water was not a huge focus of his address, he did mention passage of Proposition 1 and the California Water Action Plan. Most notably, the Governor outlined three new climate-related goals for the state which include increasing the supply of renewable power in the state to 50 percent by 2030, reducing petroleum by 50 percent by 2030 and doubling the efficiency of existing buildings. Since the Governor's address, there has been a lot of talk in the Capitol about how the details of these measures will take shape in the coming year.

Senate President pro Tem Kevin de Leon released the Senate committee assignments for the session. While several members of the IEUA Senate delegation are on the Energy, Utilities and Communications Committee, none were assigned to the Natural Resources and Water Committee.

Governor Brown also released his first draft of the 2015-16 State Budget. The \$164 billion budget includes \$532.5 million in spending from Proposition 1, approximately \$137 million of that for water recycling and desalination. It also includes \$20 million from the Cap and Trade auction revenue funds for waste diversion projects. The Legislature will work in sub committees on the specifics of the budget and finalize a final spending plan in mid to late June.

The Department of Water Resources (DWR) held the initial meeting for negotiations with State Water Project (SWP) contractors on proposed amendments that would modify SWP water supply contracts. Both DWR and the SWP Contractors have specific objectives they are trying to achieve during the negotiations.

The repercussions of the San Onofre Nuclear Generation Station (SONGS) closure continue with a new report outlining the difficulties the closure has had on the transmission of renewable power generated in the Imperial Irrigation District to the areas that are affected by the closure. There have been several transmission plans proposed, but most of those are met with serious obstacles to getting the projects permitted. Transmission, or lack thereof, affects the entire Southern California region that is trying to replace the significant power losses.

Legislators are making another attempt to streamline the California Environmental Quality Act (CEQA). This attempt, SB 122, focuses on “document dumping” right before a project is being taken for a vote by a local agency. Local government experts are concerned that the measure will only create other opportunities for opponents to delay projects rather than make the process quicker and easier. More work will need to be done on this proposal as the bill gets ready for policy committee hearings.

Inland Empire Utilities Agency Status Report – January 2015

State of the State/Inauguration

On January 5, Governor Jerry Brown was sworn in as Governor for his historic fourth and last term. The Governor delivered his combined State of the State and Inaugural addresses and packed significant announcements into his remarks.

Most notably, the Governor announced that he is calling for the state to increase the supply of renewable power to 50 percent by 2030, reduce petroleum use in cars and trucks by 50 percent by 2030 and double the efficiency of existing buildings while making heating fuels cleaner.

The first 50 percent renewable goal was expected my most, as there has been talk about increasing the Renewable Portfolio Standard (RPS) currently at 33 percent for some time. It has yet to be determined if the Governor intends to just increase the RPS, or if a new renewable energy or clean energy program will be created. The 50 reduction in petroleum standard was a surprise to most and leaves many speculating about how the Governor plans to reach this landmark goal in the next 15 years.

There was very little about water in the Governor’s address. He briefly noted the passage of the water bond, and how important implementation will be in the coming year. He also mentioned the California Water Action Plan, but there was no mention of the Bay Delta Conservation Plan.

Senate Committee Assignments

While Assembly committee assignments were released in mid-December, the Senators did not receive their assignments until they returned to Sacramento in January. IEUA’s Senate representatives are assigned to the following committees:

Mike Morrell (R, SD 23)

Banking and Financial Institutions
Budget and Fiscal Review
 Sub: Education
Energy, Utilities and Communications
Public Employees and Retirement, Vice Chair

Connie Leyva (D, SD 20)

Appropriations
Education
Energy, Utilities and Communications
Joint Legislative Audit
Ethics
Transportation and Housing

Carol Liu (D, SD 25)

Education, Chair
 Elections and Constitutional Amendments
 Human Services
 Insurance
 Public Safety

Bob Huff (R, SD 29), Minority Leader

Education
 Ethics
 Rules

Governor Releases Fiscal Year 2015-2016 Budget

Governor Jerry Brown released his proposed Fiscal Year 2015-16 budget on January 9. The \$164.7 billion budget as expected, includes the first batch of Proposition 1 funding allocations totaling \$532.5 million:

2015-16 Proposition 1 (Water Bond) Expenditure Plan
 (Dollars in Millions)

<i>Bond Investment</i>			
<i>Category</i>	<i>Department</i>	<i>Program</i>	<i>Amount</i>
Safe Drinking Water	State Water Resources Control Board	Wastewater Treatment Projects	\$66.3
	State Water Resources Control Board	Safe Drinking Water in Small Disadvantaged Communities	\$69.2
Watershed Protection and Restoration	State Conservancies	Watershed Projects	\$83.5
	Wildlife Conservation Board	Enhanced Stream Flow Projects	\$38.9
	Santa Monica and San Gabriel Conservancies	Urban Rivers and Creeks	\$19.1
	Department of Fish and Wildlife	Watershed Restoration Projects (Non-Delta and In-Delta)	\$36.5
Regional Water Reliability	Department of Water Resources	Integrated Regional Water Management Program	\$32.8
	Department of Water Resources	Water Conservation	\$23.2
	State Water Resources Control Board	Stormwater Management	\$0.6
Water Storage	Department of Water Resources	Statewide Water System Operational Improvement	\$3.3
Water Recycling	Department of Water Resources	Water Recycling and Desalination	\$5.5
	State Water Resources Control Board	Water Recycling and Treatment Technology Projects	\$131.7
Groundwater Sustainability	Department of Water Resources	Groundwater Management Planning	\$21.3
	State Water Resources Control Board	Groundwater Contamination	\$0.6
Total			\$532.5

This is only the initial proposal for water bond funding for FY 2015-16. The Legislature will get the opportunity to work on the budget in the coming months and tinker with the funding amounts. Notably, there is no funding for groundwater cleanup in the Los Angeles Basin, a key policy piece in the negotiations before the bond was passed by the Legislature last year.

The proposed budget also includes about \$1 billion in Cap and Trade auction revenue. The general framework for how the funds are to be allocated was adopted in the 2014-15 budget and includes \$20 million to Cal Recycle for waste diversion. Several wastewater agencies were able

to access these funds for projects from last year's budget. Transportation fuels are included in Cap and Trade for the first time in 2015. The Cap and Trade allowance revenue allocations in the 2015-16 budget are only an estimate of the revenue expected from the auctions in the coming year. After the first auction in February, revenue expectations will become clearer and there could be a significant revision to the Cap and Trade allocation portion of the budget in the May Revise. The Legislative Analyst's Office has estimated as much as \$1.3 billion more from Cap and Trade allowance proceeds.

State Water Project Contract Negotiations

The Department of Water Resources (DWR) held the initial meeting for negotiations with State Water Project (SWP) Contractors on proposed amendments that would modify SWP water supply contracts.

The proposed amendments would define the rights and obligations of DWR and the SWP contractors who would benefit from the Bay Delta Conservation Plan (BDCP), should the BDCP be implemented.

During the meeting, SWP contractors and the DWR announced their proposed objectives for the negotiations as follows:

State Water Contractors Objectives

Objective 1: Provide enhanced management tools to facilitate greater flexibility for SWP contractors to meet current and future water supply challenges.

Objective 2: Allocate SWP costs of the Bay Delta Conservation Plan proportionate to the benefits received by individual SWP contractors.

Department of Water Resources' Objective

Objective 1: The California Department of Water Resources wants to ensure that the terms and conditions for the proposed Contract Amendments shall allow the continued financially sound operation of the State Water Project in compliance with all legal requirements and provide a fair and equitable approach to funding State Water Project Contractor costs for the proposed Bay Delta Conservation Plan, if approved.

The Contractors are scheduled to make a draft proposal available to DWR by February 4th. The next meeting to further discuss the details of the negotiation is currently scheduled for February 17th.

SONGS Transmission Options Studied

A report outlining more struggles grid operators face as a result of the early retirement of the San Onofre Nuclear Generation Station (SONGS) in June of 2013 and the retirement of once through cooling technology was recently released. According to Cal-ISO, the current transmission system is currently unable to deliver renewable generation from the Imperial Valley to the bulk of the transmission system following the SONGS closure. Additionally, the closure impacts the ability of the system to maintain deliverability of import capability from the Imperial Irrigation District at the required level.

In response to this determination, there have been several transmission system proposal alternatives suggested for analysis at the California Energy Commission. Most of the alternatives come with siting and environmental constraints. For example, one proposal would require a new right-of-way through the Irvine Ranch Open Space, a national landmark. San Diego Gas and Electric's proposed "Imperial Valley to Inland Route" would need to cross sensitive lands in the Anza-Borrego Desert State Park, as well as tribal lands of at least three Native American groups. Other proposals face similar challenges which put most of the projects in the "challenging" to "very challenging" category.

As the conversations continue on how to replace the power and voltage from SONGS, these types of unforeseen consequences only exacerbate the problem created with the SONGS shutdown.

CEQA Reform Bill Causes Worry

Early concerns have been raised over the first draft of a CEQA reform bill introduced in the Senate by Senator Hannah-Beth Jackson (D- Santa Barbara) and others, including Senator Richard Roth (R- Riverside). The intent of the bill, SB 122, is to streamline the CEQA process, but some sections of the bill might make the process longer and more burdensome. Lawmakers are trying to curb "document dumping" where opponents of a project try to delay the process by submitting last-minute comments and other documents on the EIRs to agencies in charge of approving the projects during hearings at which the agencies were scheduled to take a vote on the projects. This delays the vote, as the agencies are required to respond in writing. The legislative proposal would include a separate 30-day comment period for final EIRs with the intent of reducing the number of issues opponents could comment on during public comment periods. Local government representatives are unclear how this would be anything other than just another 30 day comment period and have indicated that they will work with the authors to try to come up with an effective solution.

CEQA streamlining is not a new issue to the Legislature, as there are bills just about every year that try to streamline the process. Senator Jerry Hill (D- San Mateo), a co-author of SB 122, tried to pass a CEQA reform bill in 2014 and former Senator Darrel Steinberg (D- Sacramento) tried in 2013, both to no avail.

ACWA is working on a CEQA reform bill with students from McGeorge Law School that would simplify the process for projects that have to issue notices in multiple counties. They have not released a specific bill yet.

Legislative Update

The Legislature returned to Sacramento on January 5. The month of January is generally slow with limited hearings allowing members to spend time organizing and working on legislation they intend to introduce.

Bill introductions have only begun to trickle in with legislators expected to introduce many more in the days leading up to the February 27 bill introduction deadline.

Bills IEUA is tracking to date:

**AB
1 (Brown D) Drought: local governments: fines.**

Introduced: 12/1/2014

Summary: Would prohibit a city, county, or city and county from imposing a fine under any local maintenance ordinance or other relevant ordinance for a failure to water a lawn or having a brown lawn during a period for which the Governor has issued a proclamation of a state of emergency based on drought conditions.

AB 21 (Perea D) California Global Warming Solutions Act of 2006: emissions limit: scoping plan.

Introduced: 12/1/2014

Summary: Would require the State Air Resources Board, no later than January 1, 2018, to recommend to the Governor and the Legislature a specific target of statewide emissions reductions for 2030 to be accomplished in a cost-effective manner. This bill contains other related provisions and other existing laws.

AB 23 (Patterson R) California Global Warming Solutions Act of 2006: market-based compliance mechanisms: exemption.

Introduced: 12/1/2014

Summary: The California Global Warming Solutions Act of 2006 authorizes the State Air Resources Board to include the use of market-based compliance mechanisms. Current state board regulations require specified entities to comply with a market-based compliance mechanism beginning January 1, 2013, and require additional specified entities to comply with that market-based compliance mechanism beginning January 1, 2015. This bill would instead exempt those categories of persons or entities that did not have a compliance obligation, as defined, under a market-based compliance mechanism beginning January 1, 2013, from being subject to that market-based compliance mechanism through December 31, 2020.

AB 33 (Quirk D) California Global Warming Solutions Act of 2006: scoping plan.

Introduced: 12/1/2014

Summary: The California Global Warming Solutions Act of 2006 requires the State Air Resources Board to prepare and approve a scoping plan for achieving the maximum technologically feasible and cost-effective reductions in greenhouse gas emissions. The act requires the scoping plan to be updated at least once every 5 years. This bill, until January 1, 2020, would require, for purposes of advising the update of the next scoping plan, the state board to develop specified information by July 1, 2016. The bill would require the state board on or before January 1, 2017, to submit a report to the appropriate committees of the Legislature on the specified information.

AB 45 (Mullin D) Household hazardous waste.

Introduced: 12/1/2014

Summary: Would express the Legislature's intent to enact legislation that would establish curbside household hazardous waste collection programs, door-to-door household hazardous waste collection programs, and household hazardous waste residential pickup services as the principal means of collecting household hazardous waste and diverting it from California's landfills and waterways.

AB 78 **(Mathis R) Groundwater basins.**

Introduced: 1/5/2015

Summary: Current law requires the Department of Water Resources to categorize each basin or subbasin as high-, medium-, low-, or very low priority and to establish ground water the initial priority for each basin no later than January 31, 2015. This bill would make technical, nonsubstantive changes to this provision.

AB 85 **(Wilk R) Open meetings.**

Introduced: 1/6/2015

Summary: Would, under the Bagley-Keene Open Meeting Act, specify that the definition of "state body" includes an advisory board, advisory commission, advisory committee, advisory subcommittee, or similar multimember advisory body of a state body that consists of 3 or more individuals, as prescribed, except a board, commission, committee, or similar multimember body on which a member of a body serves in his or her official capacity as a representative of that state body and that is supported, in whole or in part, by funds provided by the state body, whether the multimember body is organized and operated by the state body or by a private corporation. This bill contains other related provisions.

AB 88 **(Gomez D) Sales and use taxes: exemption: energy or water efficient home appliances.**

Introduced: 1/7/2015

Summary: Would exempt from sales and use taxes the gross receipts from the sale of, and the storage, use, or other consumption in this state of, an energy or water efficient home appliance purchased by a public utility that is provided at no cost to a low-income participant in a federal, state, or ratepayer-funded energy efficiency program for use by that low-income participant in the energy efficiency program. This bill contains other related provisions and other existing laws.

AB 140 **(Allen, Travis R) Distributed generation.**

Introduced: 1/9/2015

Summary: Current law require the Public Utilities Commission, on or before January 1, 2010, and biennially thereafter, in consultation with the Independent System Operator and the State Energy Resources Conservation and Development Commission, to study, and submit a report to the Legislature and the Governor, on the impacts of distributed energy generation on the state's distribution and

transmission grid. This bill would make a technical, nonsubstantive revision to this requirement.

AB 149 (Chávez R) Urban water management plans.

Introduced: 1/15/2015

Summary: The Urban Water Management Planning Act requires an urban water supplier to submit to the Department of Water Resources a copy of its urban water management plan and requires the department to prepare and submit to the Legislature, on or before December 31, in the years ending in 6 and 1, a report summarizing the status of plans adopted pursuant to the act. This bill, commencing January 1, 2017, would instead require an urban water supplier to update its plan at least once every 5 years on or before December 31 in years ending in 6 and one. The bill would instead require the department to submit its report to the Legislature, on or before December 31, in years ending in 7 and two.

AB 152 (Bigelow R) Water rights: appropriation.

Introduced: 1/15/2015

Summary: Under current law, the State Water Resources Control Board administers a water rights program pursuant to which the board grants permits and licenses to appropriate water. Current law requires the board to allow the appropriation for beneficial purposes of unappropriated water under terms and conditions as in its judgment will best develop, conserve, and utilize in the public interest the water sought to be appropriated. This bill would make a technical, nonsubstantive change to these provisions.

AB 153 (Bigelow R) Integrated regional water management planning.

Introduced: 1/15/2015

Summary: Current law authorizes a regional water management group to prepare and adopt an integrated regional water management plan with specified components. This bill would make a technical, nonsubstantive change to that provision.

AB 156 (Perea D) California Global Warming Solutions Act of 2006: investment plan.

Introduced: 1/20/2015

Summary: Current law requires the California Environmental Protection Agency to identify disadvantaged communities and requires the Department of Finance, in consultation with the state board and any other relevant state agency, to develop, as specified, a 3-year investment plan for the moneys deposited in the Greenhouse Gas Reduction Fund. This bill would require the department to include in the 3-year investment plan an allocation to provide technical assistance to disadvantaged communities to assist them in proposing specified projects for inclusion in the 3-year investment plan.

AB 168 (Maienschein R) Local government finance.

Introduced: 1/22/2015

Summary: Current law requires the county auditor, in the case in which a qualifying city becomes the successor agency to a special district as a result of a merger with that district as described in a specified statute, to additionally allocate to that successor qualifying city that amount of property tax revenue that otherwise would have been allocated to that special district pursuant to general allocation requirements. This bill would make nonsubstantive changes to the provision pertaining to property tax revenue allocations to a qualifying city that merges with a special district.

AB 197 (Garcia, Eduardo D) Public utilities: renewable resources.

Introduced: 1/28/2015

Summary: Would state the policy of the state to require all retail sellers of electricity, including investor-owned electrical corporations and local publicly owned electric utilities, to procure all available cost-effective, reliable, and feasible energy efficiency, demand response, and renewable resources, so as to achieve grid reliability and greenhouse gases emission reductions simultaneously, in the most cost-effective and affordable manner practicable. The bill would require that procurement not be limited by any targets established for these resources by statute or regulatory decision. This bill contains other related provisions and other existing laws.

SB 1 (Gaines R) California Global Warming Solutions Act of 2006: market-based compliance mechanisms: exemption.

Introduced: 12/1/2014

Summary: The California Global Warming Solutions Act of 2006 authorizes the State Air Resources Board to include the use of market-based compliance mechanisms. Current state board regulations require specified entities to comply with a market-based compliance mechanism beginning January 1, 2013, and require additional specified entities to comply with that market-based compliance mechanism beginning January 1, 2015. This bill instead would exempt categories of persons or entities that did not have a compliance obligation, as defined, under a market-based compliance mechanism beginning January 1, 2013, from being subject to that market-based compliance mechanism.

SB 5 (Vidak R) California Global Warming Solutions Act of 2006: market-based compliance mechanisms: exemption.

Introduced: 12/1/2014

Summary: Under the California Global Warming Solutions Act of 2006, current State Air Resources Board regulations require specified entities to comply with a market-based compliance mechanism beginning January 1, 2013, and require additional specified entities to comply with that market-based compliance mechanism beginning January 1, 2015. This bill instead would exempt categories

of persons or entities that did not have a compliance obligation, as defined, under a market-based compliance mechanism beginning January 1, 2013, from being subject to that market-based compliance mechanism through December 31, 2020.

SB 7 **(Wolk D) Housing: water meters: multiunit structures.**

Introduced: 12/1/2014

Summary: Would express the intent of the Legislature to encourage the conservation of water in multifamily residential rental buildings through means either within the landlord's or the tenant's control, and to ensure that the practices involving the submetering of dwelling units for water service are just and reasonable, and include appropriate safeguards for both tenants and landlords. This bill contains other related provisions and other existing laws.

SB 13 **(Pavley D) Groundwater.**

Introduced: 12/1/2014

Summary: Would provide a local agency or groundwater sustainability agency 90 or 180 days, as prescribed, to remedy certain deficiencies that caused the State Water Resources Control Board to designate a groundwater basin as a probationary basin. This bill would authorize the board to develop an interim plan for certain probationary basins one year after the designation of the basin as a probationary basin. This bill contains other related provisions and other existing laws.

SB 20 **(Pavley D) Wells: reports: public availability.**

Introduced: 12/1/2014

Summary: Current law requires a person who digs, bores, or drills a water well, cathodic protection well, or a monitoring well, or abandons or destroys a well, or deepens or re-perforates a well, to file a report of completion with the Department of Water Resources. Current law prohibits those reports from being made available to the public, except under certain circumstances. This bill would instead require the department to, upon request, make the reports available to the public. The bill would require the department to provide specified disclaimers when providing the reports to the public.

SB 32 **(Pavley D) California Global Warming Solutions Act of 2006: emissions limit.**

Introduced: 12/1/2014

Summary: Would require the State Air Resources Board to approve a statewide greenhouse gas emission limit that is equivalent to 80% below the 1990 level to be achieved by 2050, as specified. The bill would authorize the state board to adopt interim greenhouse gas emissions level targets to be achieved by 2030 and 2040. The bill also would state the intent of the Legislature for the Legislature and appropriate agencies to adopt complementary policies that ensure long-term emissions reductions advance specified criteria.

SB 113 (Galgiani D) Disaster Preparedness and Flood Prevention Bond Act of 2006.

Introduced: 1/13/2015

Summary: The Disaster Preparedness and Flood Prevention Bond Act of 2006 authorizes bonds in the amount of \$4,090,000,000 for the purposes of financing disaster preparedness and flood prevention projects. Funds provided by the act are only available for appropriation until July 1, 2016, and at that time the amount of indebtedness authorized by the act is reduced by the amount of funds that have not been appropriated. This bill would remove the restriction that the funds are available for appropriation only until July 1, 2016.

SB 122 (Jackson D) California Environmental Quality Act: record of proceedings.

Introduced: 1/15/2015

Summary: CEQA establishes a procedure for the preparation and certification of the record of proceedings upon the filing of an action or proceeding challenging a lead agency's action on the grounds of noncompliance with CEQA. This bill would require the lead agency, at the request of a project applicant and consent of the lead agency, to prepare a record of proceedings concurrently with the preparation of a negative declaration, mitigated negative declaration, EIR, or other environmental document for projects. This bill contains other related provisions.

SB 127 (Vidak R) Environmental quality: Water Quality, Supply, and Infrastructure Improvement Act of 2014.

Introduced: 1/20/2015

Summary: CEQA establishes a procedure by which a person may seek judicial review of the decision of the lead agency made pursuant to CEQA and a procedure for the preparation and certification of the record of proceedings upon the filing of an action or proceeding challenging a lead agency's action on the grounds of noncompliance with CEQA. This bill would require the public agency, in certifying the environmental impact report and in granting approvals for projects funded, in whole or in part, by Proposition 1, including the concurrent preparation of the record of proceedings and the certification of the record of proceeding within 5 days of the filing of a specified notice, to comply with specified procedures.

SB 143 (Stone R) Diamond Valley Reservoir: recreational use.

Introduced: 1/27/2015

Summary: Current law, with certain exceptions, prohibits recreational use, in which there is bodily contact with water, in a reservoir in which water is stored for domestic use and establishes water standards for those exempted reservoirs. This bill would exempt from this prohibition recreational activity in which there is bodily contact with water by any participant in the Diamond Valley Reservoir if certain standards are met. This bill contains other related provisions.

INFORMATION
ITEM

4K

Agricultural Resources

635 Maryland Avenue, N.E.
Washington, D.C. 20002-5811
(202) 546-5115
agresources@erols.com

January 30, 2015

Legislative Report

TO: Joe Grindstaff
General Manager, Inland Empire Utility Agency

FR: David M. Weiman
Agricultural Resources
LEGISLATIVE REPRESENTATIVE, IEUA

SU: Legislative Report, January 2015

Snapshot. Nationally, January marked the beginning of the last two years of the Obama Administration. It also marked the opening of the 114th Congress in which balance of power shifted as, for the first time during the Obama Presidency, the House and Senate are now both controlled by Republican majorities. In California, the weather whiplash continued. The temperature was hot *and* it did not rain. Drought continues.

114th Congress Convenes

- ***New Congress Sworn In, Begins Process of Organizing Begun.*** In early January, the new Congress convened, was sworn in and the process of organizing – naming chairs, affirming committee jurisdictions, naming members to committees, selecting subcommittee chairs began and continued throughout the month. In one instance, a Subcommittee of importance to IEUA was jurisdictionally restructured (House, Water and Power – more on that – see below).

President Obama Appears Before Joint Session of Congress – Delivers State of the Union.

- ***Sixth Obama State of the Union Speech.*** A reinvigorated President appeared before Congress and delivered his sixth State of the Union address. During the first six years of the presidency, the President vetoed very few bills (unlike his predecessors). The President made it clear – he would veto authorization and/or funding bills with which he disagreed. He challenged the Republican-controlled Congress to work with him. And, new initiatives on tax reform were presented. Internationally, he changed policy towards Cuba (no one saw it coming).

Looking Into February – President’s Budget to be Released.

- ***Proposed Administration Budget to be Submitted to Congress in early February.*** Typically, immediately after the President delivers the State of the Union, the Administration’s proposed budget for the fiscal year beginning next October 1 and running through September 30, 2016 is submitted to Congress. That submission is scheduled for the first week of February. January was used to preview the soon-to-be-released budget. In the speech to Congress, numerous other public events and news accounts, the the Obama Administration detailed the up-coming budget and outlined major initiatives on tax reform (taxing offshore income), income inequality, climate change, energy policy and the need for infrastructure investment.
- ***Spending Limits to be Challenged.*** The Obama budget, based on statements and various reports, is expected to challenge the Congress on budget caps – with targeted and selected increases that go significantly beyond sequestration-agreed spending caps. DOD is publicly making a case for increased military funding/spending (and has been for some time). It is expected to

International Issues Continue to Dominate and Influence

- ***Immigration, Oil Prices, Syria, the Mideast, International Cyber Crime – All Continue to be Major Issues.*** A suite of international issues continue to dominate and influence events around the globe – and each becomes important domestically and in Congress. Immigration is grid-locked in Congress. The executive initiative by the President has created a significant backlash among some in Congress which is slated to play out in February in the one unresolved funding bill for the current fiscal year – the appropriations bill for the Department of Homeland Security. Some are calling for another shutdown (if it were to occur, it would be limited to DHS and its agencies).
- ***Oil Price in Free Fall – Significant Foreign Policy and International Implications – Consumer Boon in US.*** Oil prices continue to drop – from a high of \$107/barrel to \$40-50/barrel (current range). The abrupt oil price free-fall is destabilizing Putin and Russia, Iran, Syria and even selected countries in South America. In the US, the price of oil is upsetting production in North Dakota (the Bakken) and is forcing producing wells to shut down even in Texas and Oklahoma. Meanwhile, US consumers – across the board – are enjoying a large stimulus (this puts something like almost \$1 billion a day back into the economy across the US). Various industry sectors (airlines, trucking, buses, heating oil –

even cabs) are watching energy costs decline and profits increase. I recently bought gas in the DC area for less than \$2/gallon. On a recent trip to Minnesota (the temperature was MINUS 13 degrees when I landed), I paid \$1.86/gallon.

- ***Mideast Conflicts Continue.*** The Mideast – in numerous places – continues to be unstable, contentious and seemingly on the verge of armed conflict. As January came to a close, armed conflict in the Ukraine with Russia was resuming. Civil and tribal war, and, in general, political chaos continues in Syria and acts of wanton terrorism continued unabated. Collectively, all these issues (and others) continue to compete for time, attention, funding priorities as well as policy formulation and implementation.

2016 – Presidential Politics Burst onto Scene.

- ***2016 President Election – Underway.*** The November 2012 election followed by the start of the new Congress marked the “public” beginning of the 2016 presidential election cycle.
- ***Republican Sweepstakes for President – More than 20 Hats in the Ring.*** On the Republican side, more than 20 prospective candidates have emerged – from the US Senate (Rubio, Cruz, Rand Paul, Lindsay Graham), the Governors (Walker from WI, Pence from Indiana, Jindal from Louisiana, Christie from New Jersey and others) and several from the business community (former Governor Jeb Bush) are actively considering formal entry into the process. Former Governor Huckabee is running as is former Pennsylvania Senator -- Rick Santorum. In January, Governor Jeb Bush all but formally announced (it caught everyone by surprise). January saw former 2012 presidential candidate and former Governor Romney began to reenter the race and after three weeks of bruising responses, dropped out before he formally re-entered.
- ***Democratic Sweepstakes for President – It’s All About Hilary Clinton.*** On the Democratic side, all eyes are on Hilary Rodham Clinton. A formal announcement is expect in April or May. If she doesn’t run, it’s not obvious who will.
- ***Polling, Sunday Talk Shows, Pundits, Columnists, Bloggers, Funders, Donors and Campaign Operatives – All Hyper-Focused on 2016.*** Airwaves are already clogged with stories, hypothetical polling match ups and other speculative reporting about 2016. The more attention directed to 2016, the less is focused on current events today.

Drought and Drought Legislation/Drought Politics/Congress

- ***Drought.*** Daily reports range between bleak and dire. Photos of the DWR team that measured snow pack at the end of January shows them walking (in the Sierras, on dry (no snowpack to measure) areas. San Francisco, for the first time in recorded history (going back to the Gold Rush) had 0.00 inches of rain. No rain whatsoever. At the same time, during the month of December, California was exceptionally hot – with almost no precipitation in the State during the month of January. If this continues, then the Governor’s call for 20% reductions will all but certainly have to be reconsidered.

- ***Drought Legislation.*** Talks on a drought bill resumed behind closed doors and with limited participants. Talks blew up in a series of rolling events and actions during this past November and December. Others are now clamoring to be included. The House Natural Resources Committee has signaled that a California-only bill will likely NOT be considered, but a Westwide or even national bill will be. No details have emerged on such a bill or even the process for drafting it.
- ***Drought Politics – House Water and Power Subcommittee Jurisdiction Expanded – Implications for Bureau of Reclamation (and US Geological Survey).*** The Subcommittee that had jurisdiction for the Bureau of Reclamation – and water/drought policy was restructured to include Oceans (and OCS drilling). This change diminishes the importance of the Bureau of Reclamation. A non-westerner, Rep. John Flemming (R-LA) was named Chair. First time a non-westerner chaired the subcommittee as far back as I can remember. Implications remain unclear.
- ***Drought Politics – Congress (and Ds on House Water Subcommittees).*** For more than a decade, Rep. Grace Napolitano (D-CA) either Chaired the Water Subcommittee on House Resources OR served as its Ranking Member. In that period, she’s worked with several California Rs who served as Chair, including Rep. Ken Calvert. In this Congress, Rep. Napolitano became eligible to serve as ranking on the Water Subcommittee on T&I which has jurisdiction over the Army Corps of Engineers as well as ranking on Water and Power on Resources. She selected the ranking position on Water Subcommittee on T&I in late January. Replacing her on the Water Subcommittee on Natural Resources, Rep. Jared Huffman (D-CA) who represents Marin County and the North Coast to Oregon. Huffman served as Chair, Assembly Water Committee when he served in the State Legislature.
- ***Drought Politics – Blame.*** In mid-January, House Majority Whip, Kevin McCarthy (R-CA) and CA Senator Barbara Boxer got into a public spat over who was to “blame” for the drought bill’s demise in the previous congress. Not constructive (especially since any drought bill will be subject to being redrafted for multiple reasons (many who were excluded are now asking to participate – a new bill will likely be a westwide bill).
- ***Drought Conditions – California.*** The precipitation from several storms in December came and went. In January. It was dry. According to the Drought Monitor, 100% of the State is in drought. The Monitor’s weekly report for January 27 (reported on the 29th) indicated that 94% of the entire state was in D2, D3 and/or D4 status (severe, extreme or exceptional).
- ***Drought Conditions – Rest of the West.*** The report from last month – is all but identical this month. Drought conditions are persisting in the Pacific Northwest (OR, WA and ID). Almost all of OR is in drought. Half of Washington is in drought (less severe). Almost all of Idaho is in drought. Next door, 100% of Nevada is in drought (very similar to CA’s profile). Along the Southern Tier, Arizona, New Mexico, Utah, most of Colorado and

almost all of Texas and Oklahoma are in various levels of drought. .

Quick Takes. Napolitano-Boxer water bill reintroduced in the new Congress. In the first days of the new session, Rep. Grace Napolitano reintroduced her comprehensive water bill with several co-sponsors. Last session, Rep. Napolitano asked that her bill be incorporated into the pending drought bill (it wasn't). She wasted no time in its reintroduction. **Torres Joins Napolitano on Water bill.** Rep. Norma Torres, in one of her first acts, co-sponsored the Napolitano water bill. **DWR Monthly Snowpack Report.** On January 29, DWR reported that, statewide, snowpack was 25% of normal. **Senate Appropriations Organized.** Energy and Water Subcommittee, Sen. Lamar Alexander (R-TN) will serve as Chair and Sen. Dianne Feinstein (D-CA) will serve as Ranking Member. On Senate Interior Appropriations Subcommittee (which includes funding for EPA), Sen. Lisa Murkowski (R-AK) will be chair. Senator Tom Udall (D-NM) will serve as Ranking Member. **Standard and Poor's Issued a Caution Warning on Increased State Spending.** According to a news account on the S&P report, "For California, a future revenue slump isn't only possible, it's expected," the credit rating agency Standard & Poor's said in a report. An over-optimistic assessment of the state's future revenue growth, the report said, would be "the most significant identifiable threat to the state's ongoing fiscal recovery." **Colorado Issuing Stark Warnings to California on Colorado River Water.** State water officials in Colorado delivered a draft water report to the Governor and publicly issued warnings to California (regarding future use of Colorado River water). News accounts label it "a threat." It's created growing tension in the Basin. A final report is due towards the end of 2015. In the past, on a semi-unrelated issue, AZ, NV and CA have paid for the Colorado River Salinity Act but are now talking about this becoming an all-basin responsibility (financially). Upper Basin states don't like it. Again, tensions are rising. If drought conditions persist, these issues could get lumped together and become even more contentious. **BuRec Call for WaterSmart Proposals.** Last month, BuRec issued a call for WaterSmart Proposals for basin-wide studies, with a focus on climate disruption and adaptation strategies. **\$50 Billion Infrastructure Bill Reintroduced.** Rep. John Delaney (D-MD) reintroduced bi-partisan legislation to fund a \$50 Billion infrastructure fund (including money for water-related projects). **President, in State of the Union, Calls for Infrastructure Bonds.** In his State of the Union Address, the President called for tax-exempt bond funding for capital investments in communities. This was viewed as especially positive as Muni Bond are targeted for amendment and restrictions in several of the pending tax reform bills.

#

INFORMATION
ITEM

4L



CALIFORNIA STRATEGIES, LLC

Date: January 30, 2015
To: Inland Empire Utilities Agency
From: John Withers, Jim Brulte
Re: January Activity Report

Listed below is the California Strategies, LLC monthly activity report. Please feel free to call us if you have any questions or would like to receive any more information on any of the items mentioned below.


- Met with IEUA Executive staff to review priority issues and to discuss activities for January that Executive Staff wanted accomplished.
- Followed up with elected leadership in the City of Fontana regarding issue that the IEUA Executive staff wanted completed in January
- Participated in discussions with County of San Bernardino and IEUA to discuss coordination of County and District legislative and public policy issue agendas.
- Monitored LAFCO staff on the status and key issues related to the MSR process currently underway for water conservation districts countywide
- Support and advise on IEUA/SBVMWD transfer transaction on an as needed basis.
- Provided an update on the recent filing of a Sphere of Influence amendment filing by the CVWRD.
- Facilitated follow up with IRWD regarding facility master planning and fiscal modeling
- Continue to monitor statewide water issues including the BDCP, water bond, and drought relief act activities.
- Outreach to Board Directors as needed on issues of interest
- Monitor Santa Ana Regional Board agenda and issues of interest to IEUA.

INFORMATION
ITEM

4M

Engineering Strategic Planning

February 2015



Inland Empire Utilities Agency
A MUNICIPAL WATER DISTRICT

Chris Berch, P.E. BCEE
Executive Manager of Engineering/Assistant General Manager

Majid Karim, P.E.,
Acting Manager of Engineering

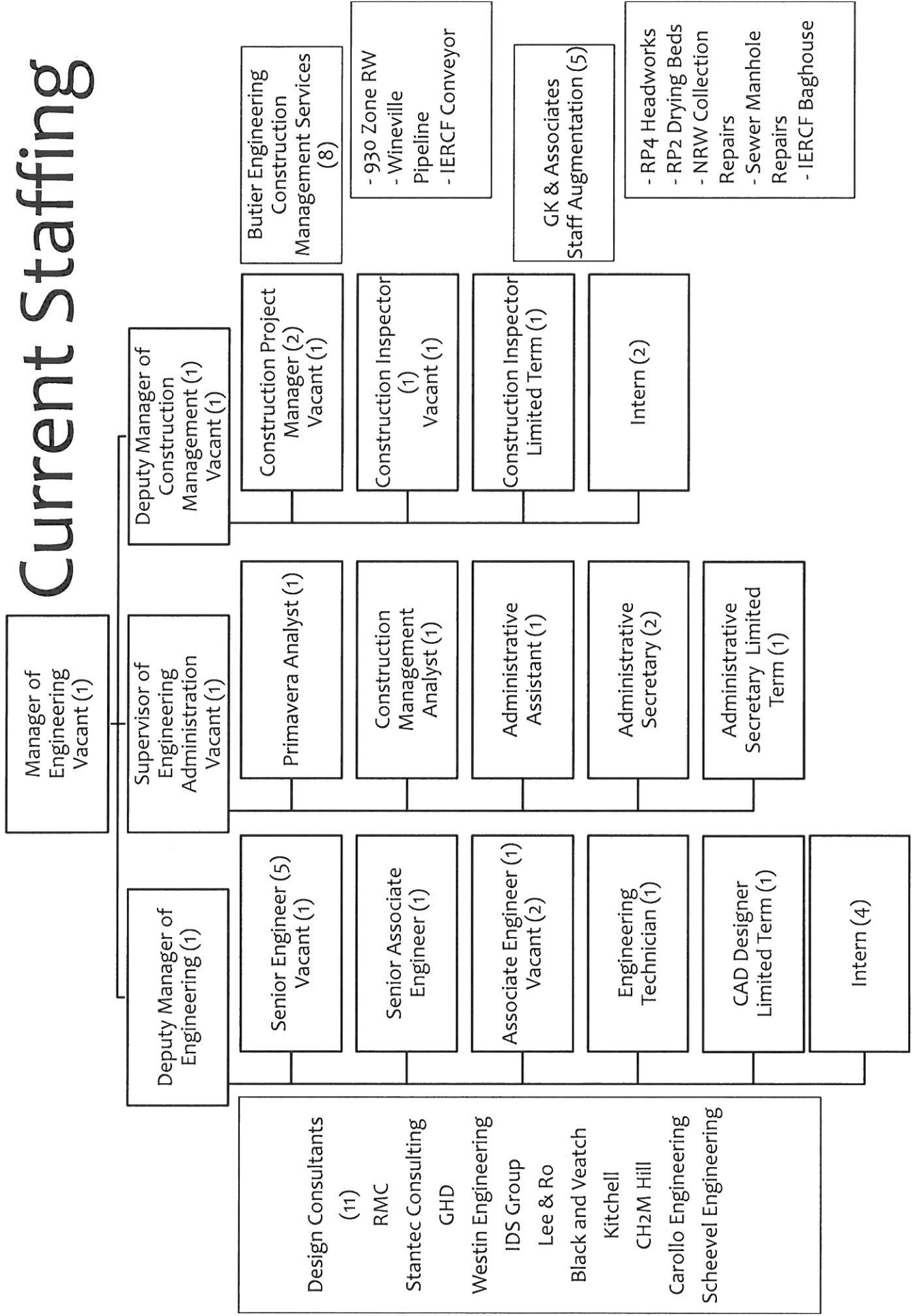
Presentation Outline

- Current and Future Workload
- Current Staffing
- Capital Improvement Staffing Plan
- Capital Improvement Plan (CIP) Program Management
 - Resource Planning
 - Delivery Methods
 - Staffing Development
- Next Steps

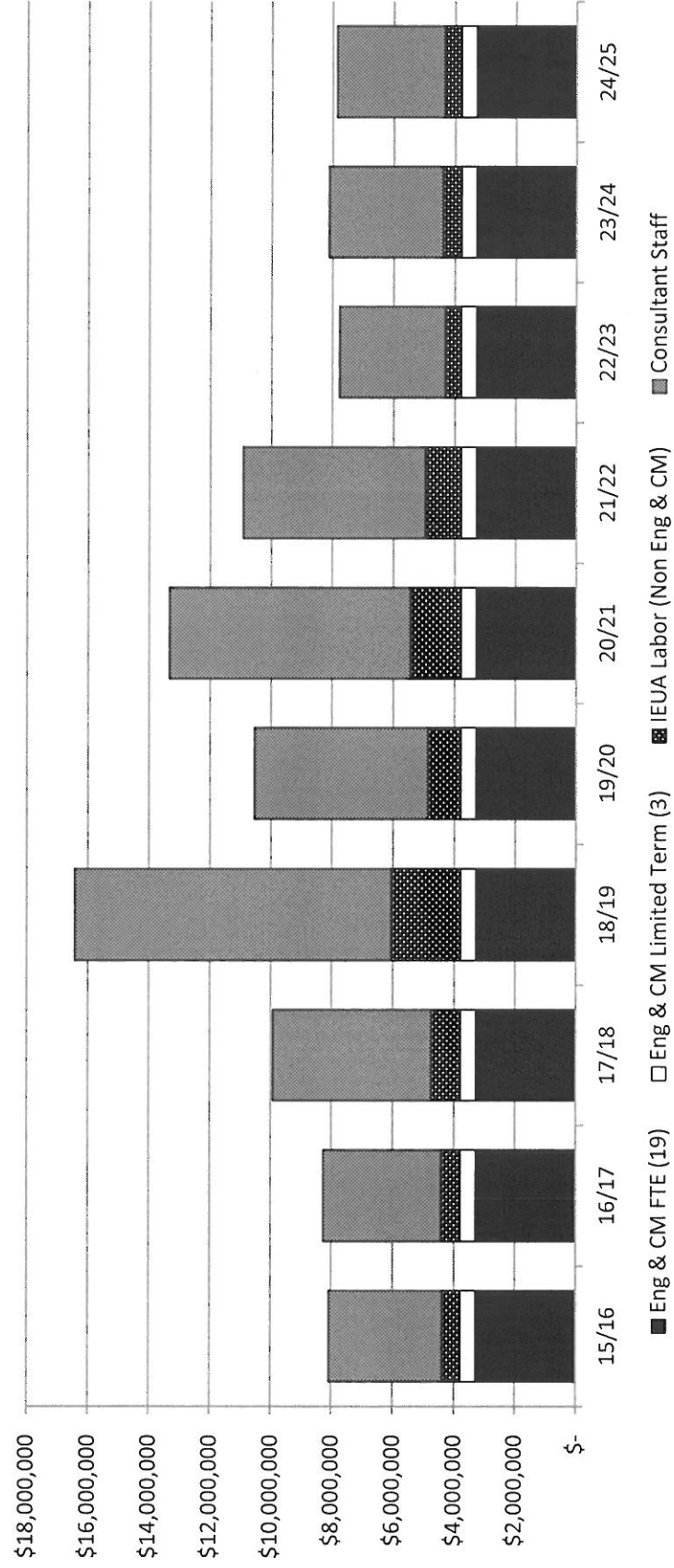
Current and Future Workload

- Current FY 14/15 Budget: \$51 M
 - Projects in Design: 32
 - Project in Construction: 24
- Ten Year Capital Improvement Budget - \$908 M

Current Staffing

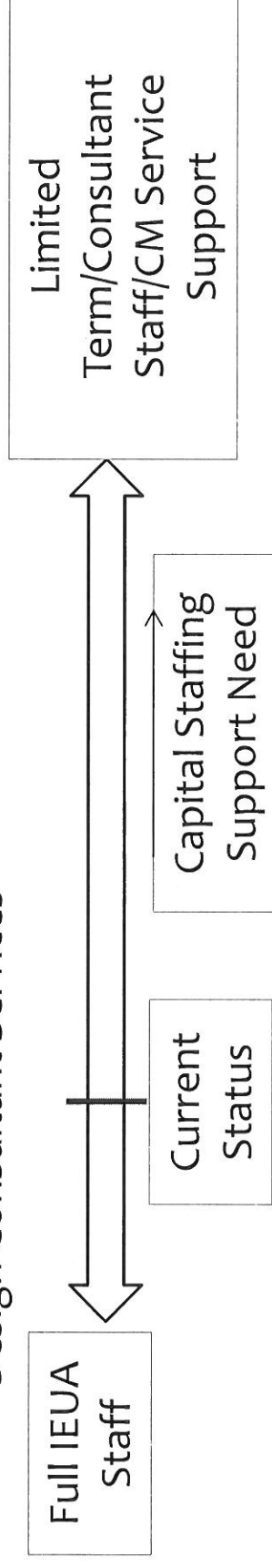


Capital Improvement Staffing Plan



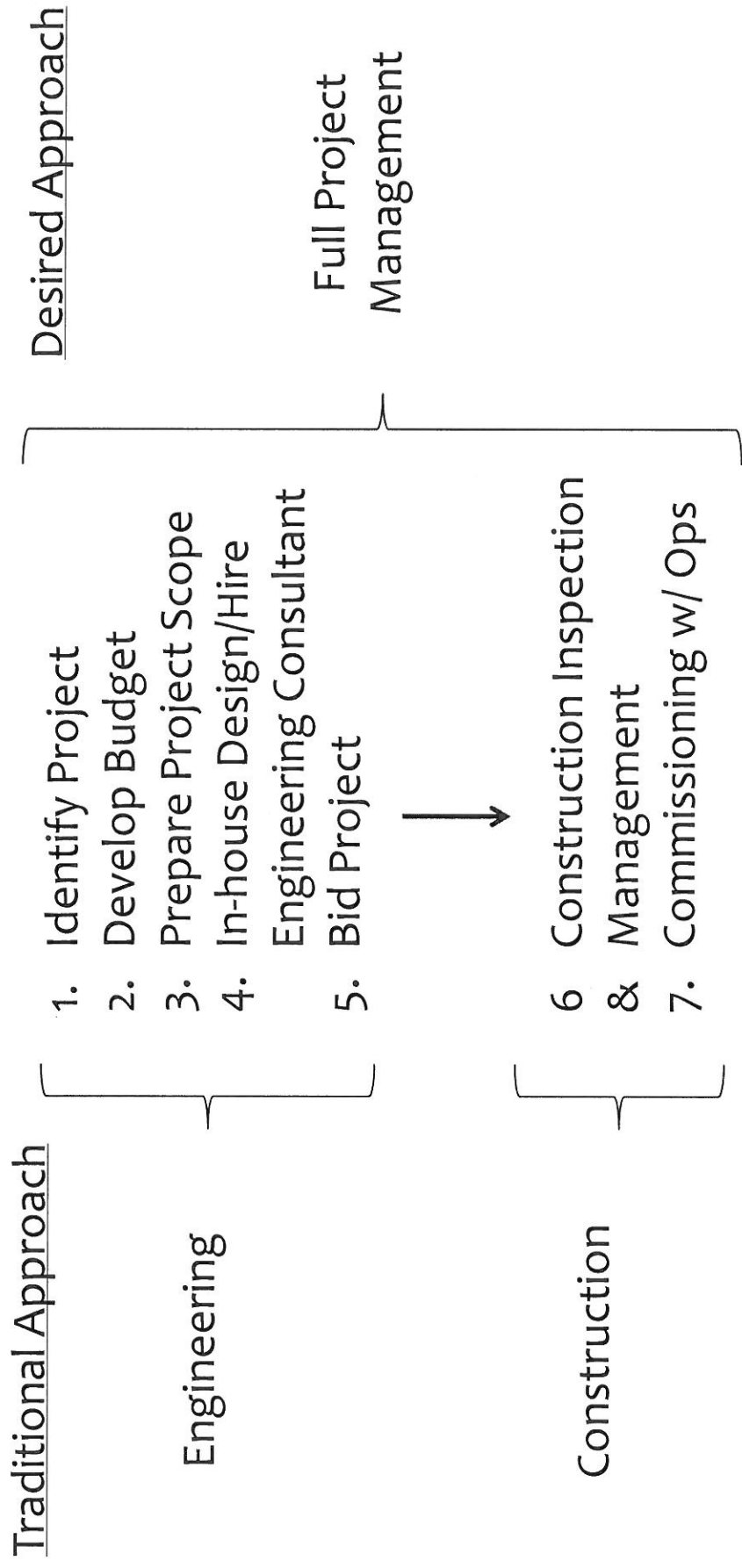
CIP Program Management

- Historical Approach to Staffing
 - Base Staffing through “Traditional” IEUA Staff
 - Manage “Peaks” with Limited Term/Contract Staff
- CIP Program Management
 - Adjust to CIP Variability or Specialty Needs through:
 - Limited Term IEUA Staff
 - Consultant Staff (Augment IEUA Staffing)
 - Construction Management Services (e.g. Butier)
 - Design Consultant Services



CIP Program Management

* Adjusting to Agency Needs



CIP Program Management

* Delivery Methods

Traditional Delivery Method (Historical Standard)

1. Design-Bid-Build

Non-Traditional Delivery Methods

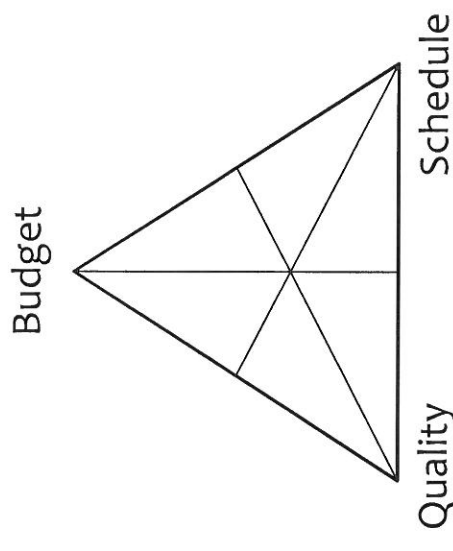
1. Prequalification of Contractors
2. Minor Construction Contracts (Prequalified)
3. Design-Build

Goal: Integrate Non-Traditional Methods as Appropriate

CIP Program Management

Staff Development

- Maximize Performance through Staff Development
- Project Management Institute
 - Training (through IEUA)
 - Certification
- Enhanced Budget Proficiency
 - SAP Reporting & Dashboards
- Enhanced Project Scheduling
 - Primavera User Enhancement & Training







Goal: Deliver High Quality Projects on Time and on Budget

Next Steps

- Input from Committee
- Development of Engineering Strategic Plan
 - Capital Design/Construction Needs
 - Resource Planning
 - Staffing Development
 - Staff Cross Training
 - Professional Certification
 - Industry National Organization Participation

Questions?



INFORMATION
ITEM

4N



Inland Empire Utilities Agency

A MUNICIPAL WATER DISTRICT

Mid-Year Building Activity Report (July Thru December 2014)

February 18, 2015

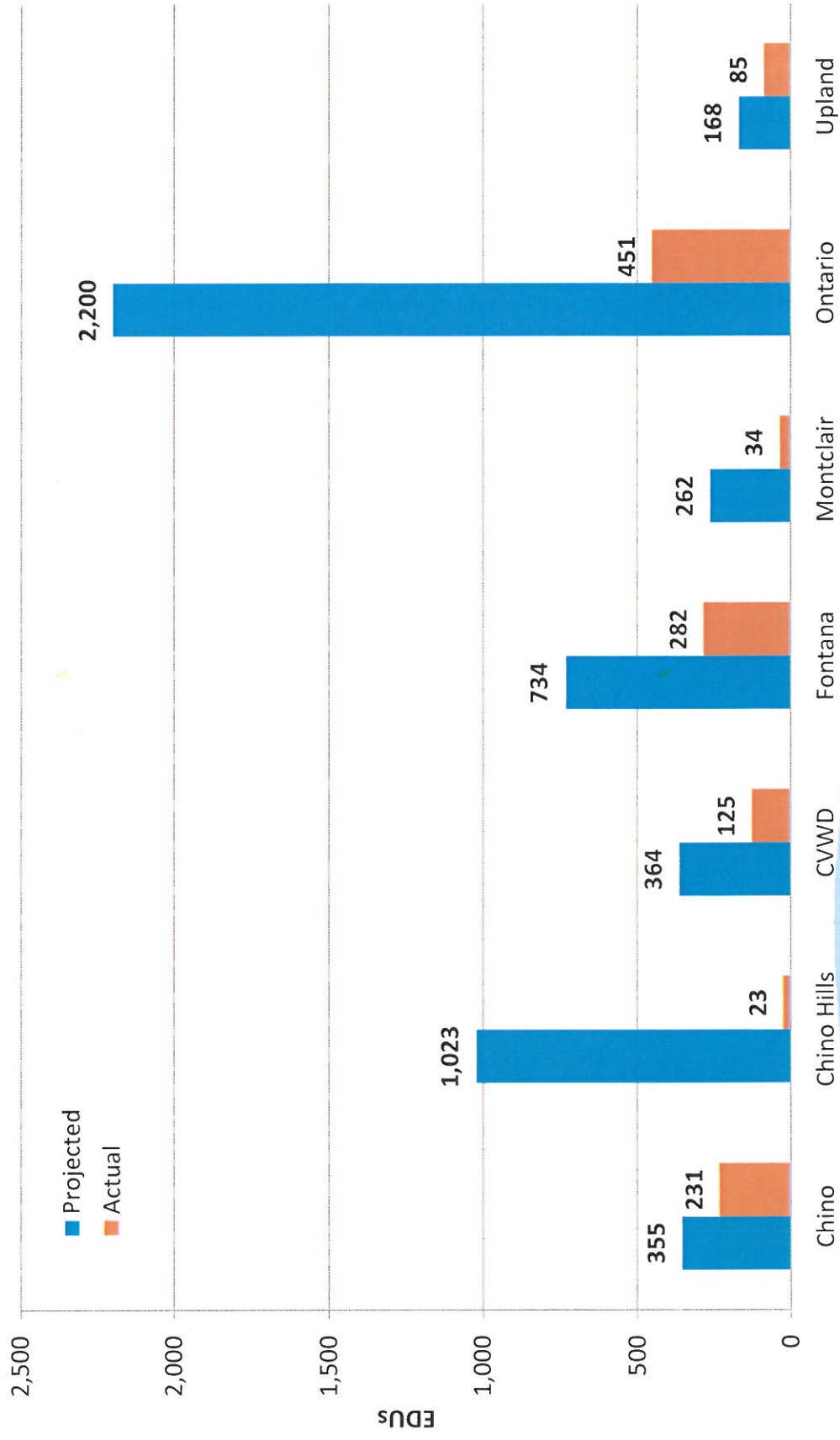
Sylvie Lee
**Manager of Planning &
Environmental Compliance**

Summary: Mid-Year Building Activity

- IEUA Member Agency Forecast = 5,106 EDUS
 - IEUA Budgeted Forecast = 3,000 EDUS
 - Building Activity (to date) = 1,231 EDUS
 - 24% of Member Agency Forecasts
 - 41% of IEUA Budgeted Forecast
- 

Mid Year 14/15 Distribution of Growth

(July – December 2014)



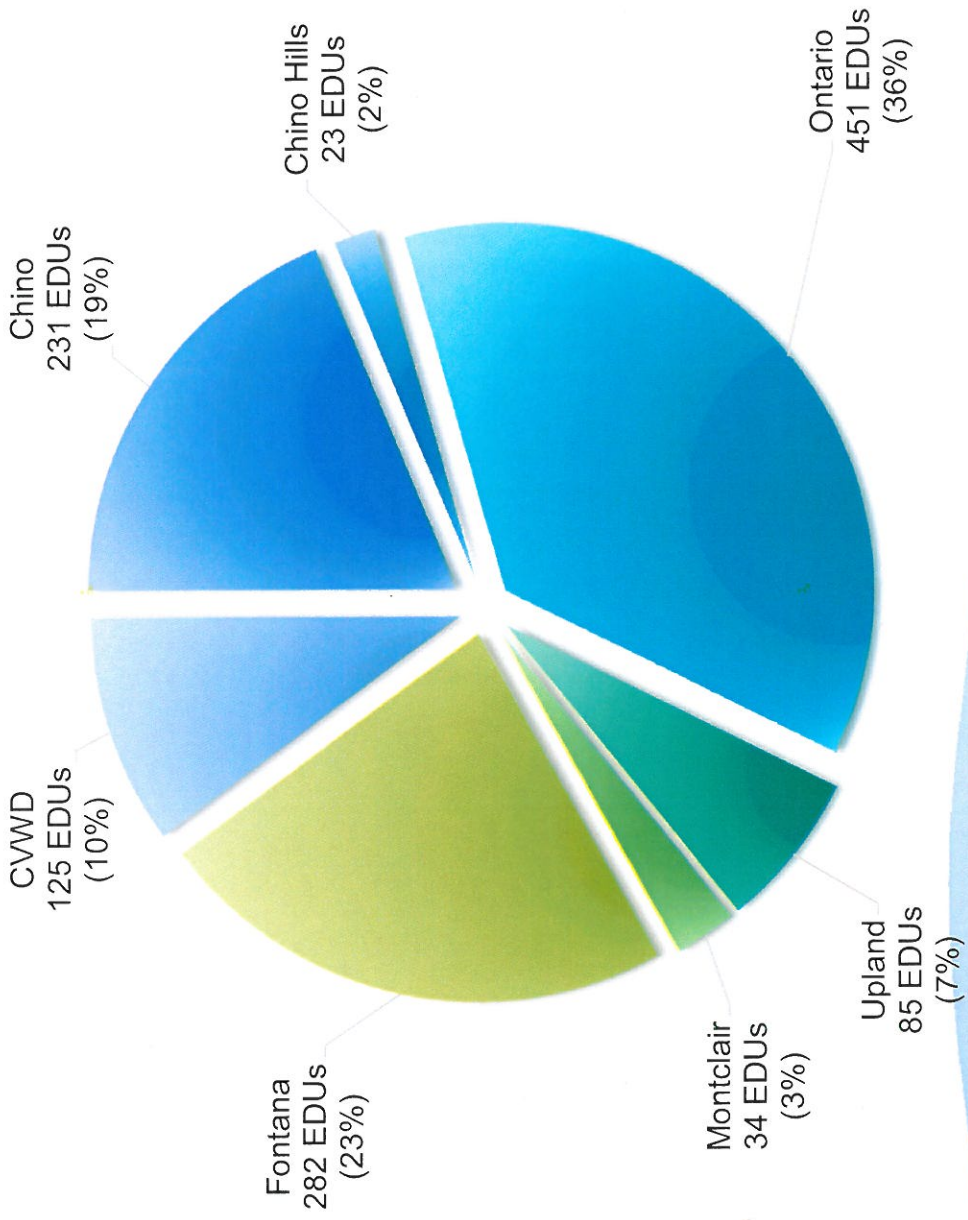
Mid Year 14/15 Building Activity

(July – December 2014)

Contracting Agency	Residential (EDUs)	Commercial/Industrial (EDUs)	Total (EDUs)
Chino	187	44	231
Chino Hills	1	22	23
CVWD	34	91	125
Fontana	258	24	282
Montclair	28	6	34
Ontario	409	42	451
Upland	46	39	85
Mid Year Actual Totals	963	268	1,231
Projected Totals	4,167	939	5,106

Mid Year 14/15 Building Activity

1,231 EDUs Resulted in \$6.29M in CCRA Funding



Building Activity Report - YTD Fiscal Year 2014/15



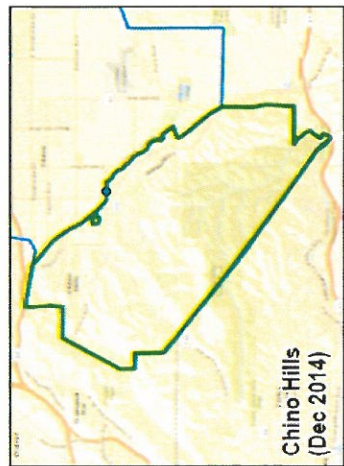
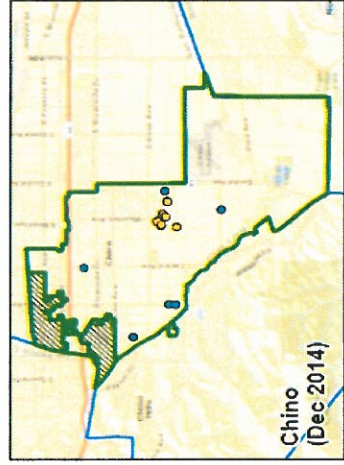
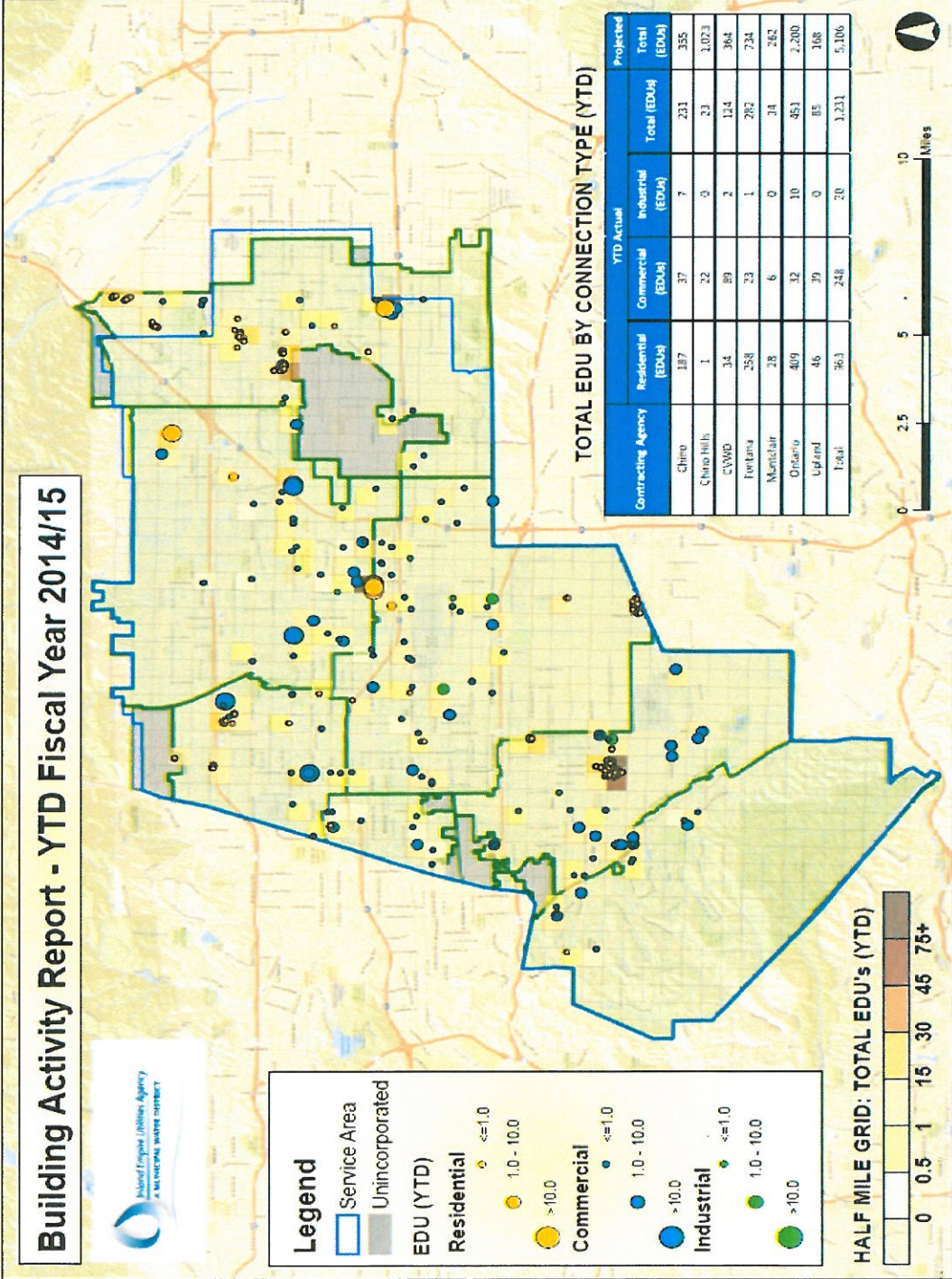
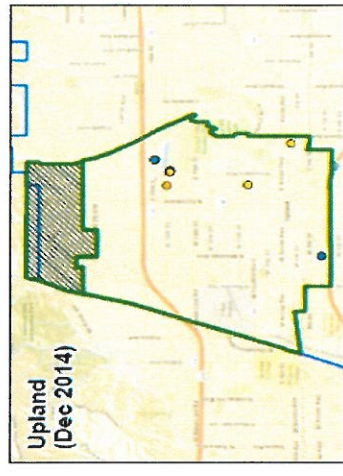
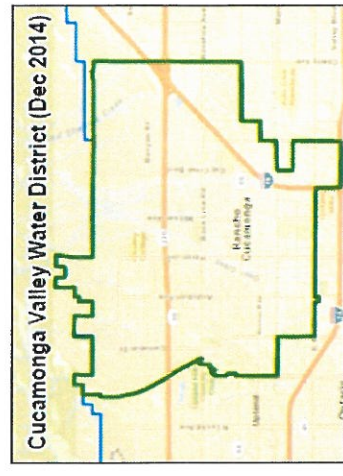
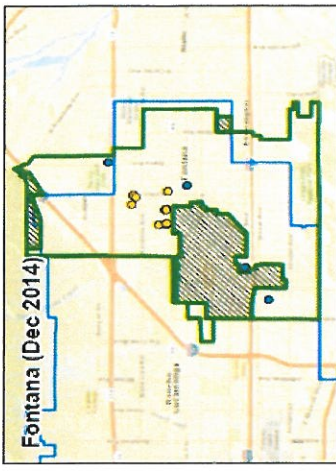
Legend

- Service Area (Blue outline)
- Unincorporated (Grey shaded area)
- EDU (YTD)
 - Residential
 - <=1.0 (Small yellow circle)
 - 1.0 - 10.0 (Medium yellow circle)
 - >10.0 (Large yellow circle)
 - Commercial
 - <=1.0 (Small blue circle)
 - 1.0 - 10.0 (Medium blue circle)
 - >10.0 (Large blue circle)
 - Industrial
 - <=1.0 (Small green circle)
 - 1.0 - 10.0 (Medium green circle)
 - >10.0 (Large green circle)



TOTAL EDU BY CONNECTION TYPE (YTD)

Contracting Agency	YTD Actual			Total (EDU's)
	Residential (EDU's)	Commercial (EDU's)	Industrial (EDU's)	
Chino	187	37	7	355
Chino Hills	1	22	0	23
CVWD	34	89	2	124
Fontana	258	23	1	282
Montclair	28	6	0	34
Ontario	409	32	10	451
Upland	46	39	0	85
Total	963	248	20	1,231





Inland Empire Utilities Agency

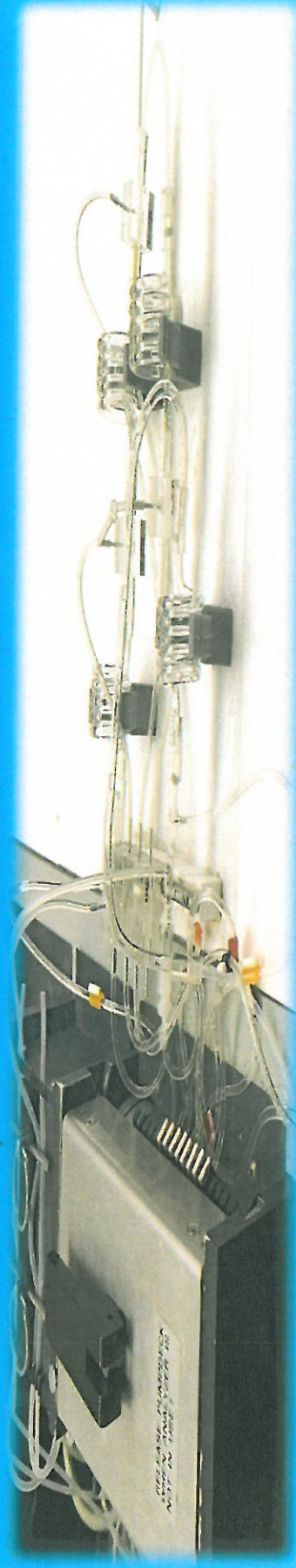
A MUNICIPAL WATER DISTRICT

Questions?

INFORMATION
ITEM

40

Laboratory Semi-Annual Update

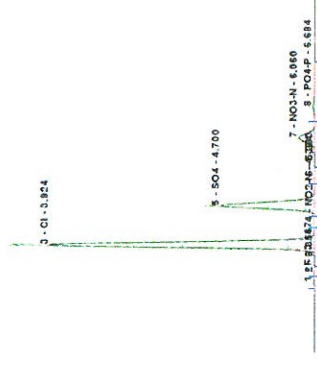


Inland Empire Utilities Agency
A MUNICIPAL WATER DISTRICT


February 2015

Laboratory Activities

- **FY1415 Samples and Analyses**
 - Samples: 8,788
 - 3,549 Compliance, 5,239 Discretionary
 - Analyses: 31,608
 - 17,278 Compliance, 14,330 Discretionary
- **Pretreatment and Source Control Projects**
 - Local Limits Lab data gap analyses performed in September 2014
- **GWR 3D Fluorescence Project**
 - Project sampling and analyses completed in January 2015
- **Laboratory Certification**
 - Bioassay On-Site inspection: January 20, 2015
 - All other tests on-site inspection awaiting ELAP notification



New Instrumentation



- **Inductively Coupled Plasma – Mass Spectrophotometer (ICP-MS)**
 - Low level metals analyses on Wastewater Effluents and Well samples
 - Efficient, user friendly design for routine maintenance and analysis
 - Better sensitivity

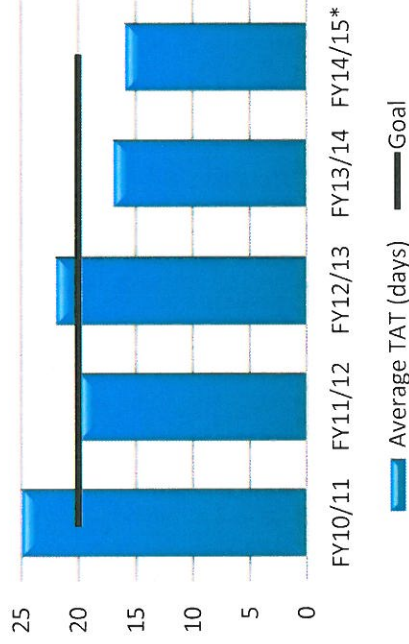
Customer Service

Meeting IEUA Needs

Performance Indicators:

- Report Samples within Established Turn Around Times (TAT):
 - Compliance (Goal: 20 day average)
 - Process Control Samples (24 hours).

Average Compliance TAT



Compliance Sample TAT

	10/11	11/12	12/13	13/14	14/15*
Average TAT (days)	25	20	22	17	16
Maximum TAT (days)	63	44	43	56	54
# reported >28 days	181	87	221	91	47
Compliance Samples	8,623	7,086	6,809	7,080	3,549
Performance %	98%	99%	97%	99%	98%

* Through December 2014



**AGENCY
REPRESENTATIVES'
REPORTS**

5A



SAWPA

SANTA ANA WATERSHED PROJECT AUTHORITY
11615 Sterling Avenue, Riverside, California 92503 • (951) 354-4220

REGULAR COMMISSION MEETING TUESDAY, FEBRUARY 17, 2015 – 9:30 A.M.

AGENDA

1. CALL TO ORDER/PLEDGE OF ALLEGIANCE (Donald D. Galleano, Chair)

2. ROLL CALL

3. PUBLIC COMMENTS

Members of the public may address the Commission on items within the jurisdiction of the Commission; however, no action may be taken on an item not appearing on the agenda unless the action is otherwise authorized by Government Code §54954.2(b).

4. CONSENT CALENDAR

All matters listed on the Consent Calendar are considered routine and non-controversial and will be acted upon by the Commission by one motion as listed below.

A. APPROVAL OF MEETING MINUTES: FEBRUARY 3, 2015

Recommendation: Approve as posted.

B. TREASURER'S REPORT – JANUARY 2015

Recommendation: Approve as posted.

5. NEW BUSINESS

None.

6. OLD BUSINESS

None.

7. INFORMATIONAL REPORTS

Recommendation: Receive and file the following oral/written reports/updates.

A. UPDATE ON CONSTRUCTION AT CA-91/I-15 INTERCHANGE AND RELOCATION OF THE BRINE LINE

Presenter: Rich Haller

B. SUPPLEMENTAL ENVIRONMENTAL PROJECT (SEP) PROPOSAL FOR SANTA ANA SUCKER HABITAT CREATION (CM#2015.13)

Presenter: Ian Achimore

C. CASH TRANSACTIONS REPORT – DECEMBER 2014

Presenter: Karen Williams

D. INTER-FUND BORROWING – DECEMBER 2014 (CM#2015.10)

Presenter: Karen Williams

E. PERFORMANCE INDICATORS/FINANCIAL REPORTING – DECEMBER 2014 (CM#2015.11)

Presenter: Karen Williams

F. FOURTH QUARTER FYE 2014 EXPENSE REPORTS

- Staff

Presenter: Karen Williams

G. SECOND QUARTER FYE 2015 EXPENSE REPORTS

- Staff
- General Manager

Presenter: Karen Williams

H. STATE LEGISLATIVE REPORT

Presenter: Celeste Cantú

Recommendation: Consider position of opposition to SB 143 (Stone) Diamond Valley Reservoir recreational use.

I. GENERAL MANAGER'S REPORT

J. CHAIR'S COMMENTS/REPORT

K. COMMISSIONERS' COMMENTS

8. CLOSED SESSION

There were no Closed Session items anticipated at the time of the posting of this agenda.

9. ADJOURNMENT

PLEASE NOTE:

In compliance with the Americans with Disabilities Act, if you need special assistance to participate in this meeting, please contact the Clerk of the Board at (951) 354-4230. Notification at least 48 hours prior to the meeting will enable staff to make reasonable arrangements to ensure accessibility to this meeting.

Materials related to an item on this agenda submitted to the Commission after distribution of the agenda packet are available for public inspection during normal business hours at the SAWPA office, 11615 Sterling Avenue, Riverside, and available at www.sawpa.org, subject to staff's ability to post documents prior to the meeting.

Declaration of Posting

I, Kelly Berry, Clerk of the Board of the Santa Ana Watershed Project Authority declare that on Wednesday, February 11, 2015, a copy of this agenda has been uploaded to the SAWPA website at www.sawpa.org and posted in SAWPA's office at 11615 Sterling Avenue, Riverside, California.

/s/

Kelly Berry, CMC

2015 - SAWPA Commission Meetings/Events

First and Third Tuesday of the Month

(NOTE: Unless otherwise noted, all Commission Workshops/Meetings begin at 9:30 a.m., and are held at SAWPA.)

<p>January</p> <p>1/6/15 Commission Workshop 1/20/15 Regular Commission Meeting</p>	<p>February</p> <p>2/3/15 Commission Workshop 2/17/15 Regular Commission Meeting</p>
<p>March</p> <p>3/3/15 Commission Workshop 3/17/15 Regular Commission Meeting</p>	<p>April</p> <p>4/7/15 Commission Workshop 4/21/15 Regular Commission Meeting</p>
<p>May</p> <p>5/5/15 Commission Workshop 5/5 – 5/8/15 ACWA Spring Conference, Sacramento 5/19/15 Regular Commission Meeting</p>	<p>June</p> <p>6/2/15 Commission Workshop 6/16/15 Regular Commission Meeting</p>
<p>July</p> <p>7/7/15 Commission Workshop 7/21/15 Regular Commission Meeting</p>	<p>August</p> <p>8/4/15 Commission Workshop 8/18/15 Regular Commission Meeting</p>
<p>September</p> <p>9/1/15 Commission Workshop 9/15/15 Regular Commission Meeting</p>	<p>October</p> <p>10/6/15 Commission Workshop 10/20/15 Regular Commission Meeting</p>
<p>November</p> <p>11/3/15 Commission Workshop 11/17/15 Regular Commission Meeting</p>	<p>December</p> <p>12/1/15 Commission Workshop 12/1 – 12/4/15 ACWA Fall Conference, Indian Wells 12/15/15 Regular Commission Meeting</p>

**AGENCY
REPRESENTATIVES'
REPORTS**

5B



THE METROPOLITAN WATER DISTRICT
OF SOUTHERN CALIFORNIA

MWD MEETING AGENDA

REVISED AGENDA

Regular Board Meeting

February 10, 2015

Tuesday, February 10, 2015 Meeting Schedule		
7:00-8:00 a.m.	Rm. 2-413	Dirs. Computer Training
9:30 a.m.	Rm. 2-145	L&C
12:00 p.m.	Board Room	Board Meeting

12:00 p.m. – Board Room

MWD Headquarters Building

• 700 N. Alameda Street

• Los Angeles, CA 90012

1. Call to Order

- (a) Invocation: James Spicer, Engineer, Engineering Services Group
- (b) Pledge of Allegiance: Director Linda Ackerman

2. Roll Call

3. Determination of a Quorum

4. Opportunity for members of the public to address the Board on matters within the Board's jurisdiction. (As required by Gov. Code § 54954.3(a))

5. OTHER MATTERS

- A. Approval of the Minutes of the Meeting for January 13, 2015. (A copy has been mailed to each Director)
Any additions, corrections, or omissions
- B. Report on Directors' events attended at Metropolitan expense for month of January

- C. Reappointment of Director John Murray, Jr. from City of Los Angeles
- D. Reappointment of Director Glen Dake from City of Los Angeles
- Added**
 - E. Induction of new Director, Leticia Vasquez, from Central Basin Municipal Water District
 - (a) Receive credentials
 - (b) Report on credentials by General Counsel
 - (c) File credentials
 - (d) Administer Oath of Office
 - (e) File Oath
 - F. Presentation of five-year service pin to Director Laura Friedman, representing City of Glendale
 - G. Presentation of ten-year service pin to Director Daniel Griset, representing City of Santa Ana
 - H. Approve Commendatory Resolution for Director Glenn Brown, representing City of Burbank
 - I. Approve committee appointments and waiver of Administrative Code Section 2401(b) relating to Directors serving for more than two 2-year terms as Chairman of standing committees (as voted on at the Executive Committee meeting of January 27, 2015)
 - J. Nomination and election of nonofficer members of the Executive Committee for two-year term effective February 10, 2015
 - K. Chairman's Monthly Activity Report

6. DEPARTMENT HEADS' REPORTS

- A. General Manager's summary of Metropolitan's activities for the month of January
- B. General Counsel's summary of Legal Department activities for the month of January
- C. General Auditor's summary of activities for the month of January
- D. Ethics Officer's summary of activities for the month of January

7. CONSENT CALENDAR ITEMS — ACTION

- 7-1** Appropriate \$450,000; and authorize replacement of protection relays at Intake and Gene Pumping Plants (Approp. 15384). (E&O)

Recommendation:

Option #1:

Adopt the CEQA determination that the proposed action is categorically exempt, and

- a. Appropriate \$450,000; and
- b. Authorize construction to replace protection relays at Intake and Gene Pumping Plants.

- 7-2** Appropriate \$1.35 million; and authorize design to replace discharge valves at Copper Basin and Gene Wash Reservoirs (Approp. 15373). (E&O)

Recommendation:

Option #1:

Adopt the CEQA determination that this action is categorically exempt, and

- a. Appropriate \$1.35 million; and
- b. Authorize final design to rehabilitate the discharge structures at Copper Basin and Gene Wash Reservoirs.

(END OF CONSENT CALENDAR)

8. OTHER BOARD ITEMS — ACTION

- 8-1** Authorize entering into a two-year agreement with the California Department of Water Resources to pay up to \$46 million from the Water Management Fund to purchase State Water Project supplies under the Multi-Year Water Pool Demonstration Program. (WP&S)

Recommendation:

Option #1:

Adopt the CEQA determination that the proposed action is not subject to CEQA and is categorically exempt, and authorize the General Manager to enter into a two-year agreement with the California Department of Water Resources to pay up to \$46 million for State Water Project supplies under the Multi-Year Water Pool Demonstration Program to help improve dry-year water supplies in 2015 and 2016.

- 8-2** Appropriate \$13.5 million; and award \$9.31 million contract to C. W. Roen Construction Co. for upgrades to the east filters at the Robert B. Diemer Water Treatment Plant (Approp. 15436). (E&O)

Recommendation:

Option #1:

Adopt the CEQA determination that the proposed action is categorically exempt, and

- a. Appropriate \$13.5 million; and
- b. Award \$9.31 million contract to C. W. Roen Construction Co. for upgrades to the east filters at the Diemer plant.

- 8-3** Express opposition to SB 143 (Stone, R-Indio) – Diamond Valley Reservoir: Recreational Use. (C&L)

Added

Recommendation:

Option #1:

Adopt the CEQA determination that the proposed action is not subject to CEQA and authorize the General Manager to express opposition to SB 143.

9. BOARD INFORMATION ITEMS

- 9-1** Potential Turf Removal Program Modifications. (WP&S)

10. FUTURE AGENDA ITEMS

11. ADJOURNMENT

NOTE: At the discretion of the Board, all items appearing on this agenda and all committee agendas, whether or not expressly listed for action, may be deliberated and may be subject to action by the Board.

Each agenda item with a committee designation will be considered and a recommendation may be made by one or more committees prior to consideration and final action by the full Board of Directors. The committee designation appears in parentheses at the end of the description of the agenda item e.g. (E&O, F&I). Committee agendas may be obtained from the Board Executive Secretary.

Writings relating to open session agenda items distributed to Directors less than 72 hours prior to a regular meeting are available for public inspection at Metropolitan's Headquarters Building and on Metropolitan's Web site <http://www.mwdh2o.com>.

Requests for a disability related modification or accommodation, including auxiliary aids or services, in order to attend or participate in a meeting should be made to the Board Executive Secretary in advance of the meeting to ensure availability of the requested service or accommodation

**AGENCY
REPRESENTATIVES'
REPORTS**

5C



AGENDA

SPECIAL JOINT MEETING OF THE INLAND EMPIRE UTILITIES AGENCY BOARD OF DIRECTORS AND THE REGIONAL POLICY COMMITTEE

WEDNESDAY, FEBRUARY 4, 2015
10:00 A.M.

INLAND EMPIRE UTILITIES AGENCY*
AGENCY HEADQUARTERS
6075 KIMBALL AVENUE, BUILDING A
CHINO, CALIFORNIA 91708

CALL TO ORDER OF THE JOINT INLAND EMPIRE UTILITIES AGENCY BOARD OF DIRECTORS AND REGIONAL POLICY COMMITTEE MEETING

FLAG SALUTE

PUBLIC COMMENT

Members of the public may address the Board on any item that is within the jurisdiction of the Board; however, no action may be taken on any item not appearing on the agenda unless the action is otherwise authorized by Subdivision (b) of Section 54954.2 of the Government Code. Those persons wishing to address the Board on any matter, whether or not it appears on the agenda, are requested to complete and submit to the Board Secretary a "Request to Speak" form which are available on the table in the Board Room. Comments will be limited to five minutes per speaker. Thank you.

ADDITIONS TO THE AGENDA

In accordance with Section 54954.2 of the Government Code (Brown Act), additions to the agenda require two-thirds vote of the legislative body, or, if less than two-thirds of the members are present, a unanimous vote of those members present, that there is a need to take immediate action and that the need for action came to the attention of the local agency subsequent to the agenda being posted.

1. RATE BUDGET WORKSHOP FOR FISCAL YEARS 2015/16 THROUGH 2019/20

2. **CLOSED SESSION**

PURSUANT TO GOVERNMENT CODE SECTION 54957 – PERSONNEL MATTERS – PUBLIC EMPLOYEE PERFORMANCE EVALUATION

- 1) Manager of Internal Audit
- 2) Board Secretary/Office Manager

3. **ADJOURN**

*A Municipal Water District

In compliance with the Americans with Disabilities Act, if you need special assistance to participate in this meeting, please contact the Board Secretary (909) 993-1736, 48 hours prior to the scheduled meeting so that the Agency can make reasonable arrangements.

Proofed by: _____

Declaration of Posting

I, April Woodruff, Board Secretary of the Inland Empire Utilities Agency*, A Municipal Water District, hereby certify that a copy of this agenda has been posted by 5:30 p.m. at the Agency's main office, 6075 Kimball Avenue, Building A, Chino, CA on Thursday, January 29, 2015.

April Woodruff

AGENCY
REPRESENTATIVES'
REPORTS

5D

**CHINO BASIN WATERMASTER
ANNUAL WATERMASTER BOARD MEETING**

11:00 a.m. – January 22, 2015

WITH

Mr. Steve Elie, 2014 Vice-Chair

At The Offices Of

Chino Basin Watermaster

9641 San Bernardino Road

Rancho Cucamonga, CA 91730

AGENDA

CALL TO ORDER

PLEDGE OF ALLEGIANCE

PUBLIC COMMENTS

AGENDA - ADDITIONS/REORDER

INTRODUCTIONS - CALENDAR YEAR 2015 WATERMASTER BOARD MEMBERS

Overlying (Ag) Pool	Paul Hofer (Crops)
Overlying (Ag) Pool	Geoffrey Vanden Heuvel (Dairy)
Overlying (Non-Ag) Pool	Bob Bowcock (Calmat Company)
Appropriative Pool	Arnold Rodriguez (Santa Ana River Water Co.)
Appropriative Pool	Mark Kinsey (Monte Vista Water District)
Appropriative Pool	Jim Bowman (City of Ontario)
Municipal	Steve Elie (Inland Empire Utilities Agency)
Municipal	Bob Kuhn (Three Valleys Municipal Water District)
Municipal	Don Galleano (Western Municipal Water District)

I. CALENDAR YEAR 2015 OFFICERS – ACTION

A. ELECTION OF OFFICERS

Chair _____

Vice-Chair _____

Secretary/Treasurer _____

II. RECOGNITION OF ROBERT “BOB” CRAIG’S SERVICE ON WATERMASTER BOARD

III. CONSENT CALENDAR

Note: All matters listed under the Consent Calendar are considered to be routine and non-controversial and will be acted upon by one motion in the form listed below. There will be no separate discussion on these items prior to voting unless any members, staff, or the public requests specific items be discussed and/or removed from the Consent Calendar for separate action.

A. MINUTES

1. Minutes of the Watermaster Board Meeting held November 25, 2014 (*Page 1*)
2. Minutes of the Watermaster Special Board Meeting held December 12, 2014 (*Page 7*)
3. Minutes of the Watermaster Special Board Meeting held January 15, 2015 (*Page 9*)

B. FINANCIAL REPORTS

1. Cash Disbursements for the month of October 2014 *(Page 11)*
2. Watermaster VISA Check Detail for the month of October 2014 *(Page 25)*
3. Combining Schedule for the Period July 1, 2014 through October 31, 2014 *(Page 29)*
4. Treasurer's Report of Financial Affairs for the Period October 1, 2014 through October 31, 2014 *(Page 33)*
5. Budget vs. Actual Report for the Period July 1, 2014 through October 31, 2014 *(Page 37)*
6. Cash Disbursements for the month of November 2014 *(Page 51)*
7. Watermaster VISA Check Detail for the month of November 2014 *(Page 63)*
8. Combining Schedule for the Period July 1, 2014 through November 30, 2014 *(Page 67)*
9. Treasurer's Report of Financial Affairs for the Period November 1, 2014 through November 30, 2014 *(Page 71)*
10. Budget vs. Actual Report for the Period July 1, 2014 through November 30, 2014 *(Page 75)*

C. CHINO BASIN WATERMASTER INVESTMENT POLICY *(Page 89)*

Adopt Resolution 2015-01 – Resolution of the Chino Basin Watermaster, San Bernardino County, California, Re-Authorizing the Watermaster's Investment Policy

D. LOCAL AGENCY INVESTMENT FUND *(Page 95)*

Adopt Resolution 2015-02 – Resolution Authorizing Investment of Monies in the Local Agency Investment Fund (LAIF)

E. ANNUAL FILING OF NOTICE OF INTENT REGARDING THE DETERMINATION OF OPERATING SAFE YIELD *(Page 97)*

IV. BUSINESS ITEMS

A. NOTICE OF OVERLYING (NON-AGRICULTURAL) POOL AVAILABLE WATER PER JUDGMENT EXHIBIT "G" (Information Only) *(Page 99)*

B. SAFE YIELD RECALCULATION FACILITATED PROCESS

Consider Parties' agreement regarding procedures and protections. *(Will be sent under separate cover)*

V. REPORTS/UPDATES

A. LEGAL COUNSEL REPORT

1. December 12, 2014 Hearing
2. Alvarez CalPERS Appeal
3. Sustainable Groundwater Management Act (SGMA) Update

B. CFO REPORT

1. Assessment Invoicing

C. ADMINISTRATIVE REPORT

1. Watermaster Website Tutorial

D. GM REPORT

1. Joint Projects Committee Membership
2. Letter to San Bernardino County Board of Supervisors
3. 35th Annual Report
4. Other

VI. INFORMATION

1. Cash Disbursements for December 2014 (*Page 113*)
2. Update on South Archibald and Chino Airport Plumes (*Page 125*)
3. RMPU Status Report (*Page 133*)

VII. BOARD MEMBER COMMENTS

VIII. OTHER BUSINESS

IX. CONFIDENTIAL SESSION - POSSIBLE ACTION

Pursuant to Article 2.6 of the Watermaster Rules & Regulations, a Confidential Session may be held during the Watermaster committee meeting for the purpose of discussion and possible action.

1. Alvarez CalPERS Appeal


X. FUTURE MEETINGS AT WATERMASTER

1/22/15	Thu	11:00 a.m.	Annual & Election Watermaster Board
1/27/15	Tue	9:00 a.m.	Groundwater Recharge Coordinating Committee (GRCC)
2/12/15	Thu	9:00 a.m.	Appropriative Pool
2/12/15	Thu	11:00 a.m.	Non-Agricultural Pool
2/12/15	Thu	1:30 p.m.	Agricultural Pool
2/19/15	Thu	9:00 a.m.	Advisory Committee
2/19/15	Thu	10:00 a.m.	Joint IEUA/CBWM Recharge Improvement Projects Committee
2/26/15	Thu	11:00 a.m.	Watermaster Board

ADJOURNMENT

Date: February 18, 2015

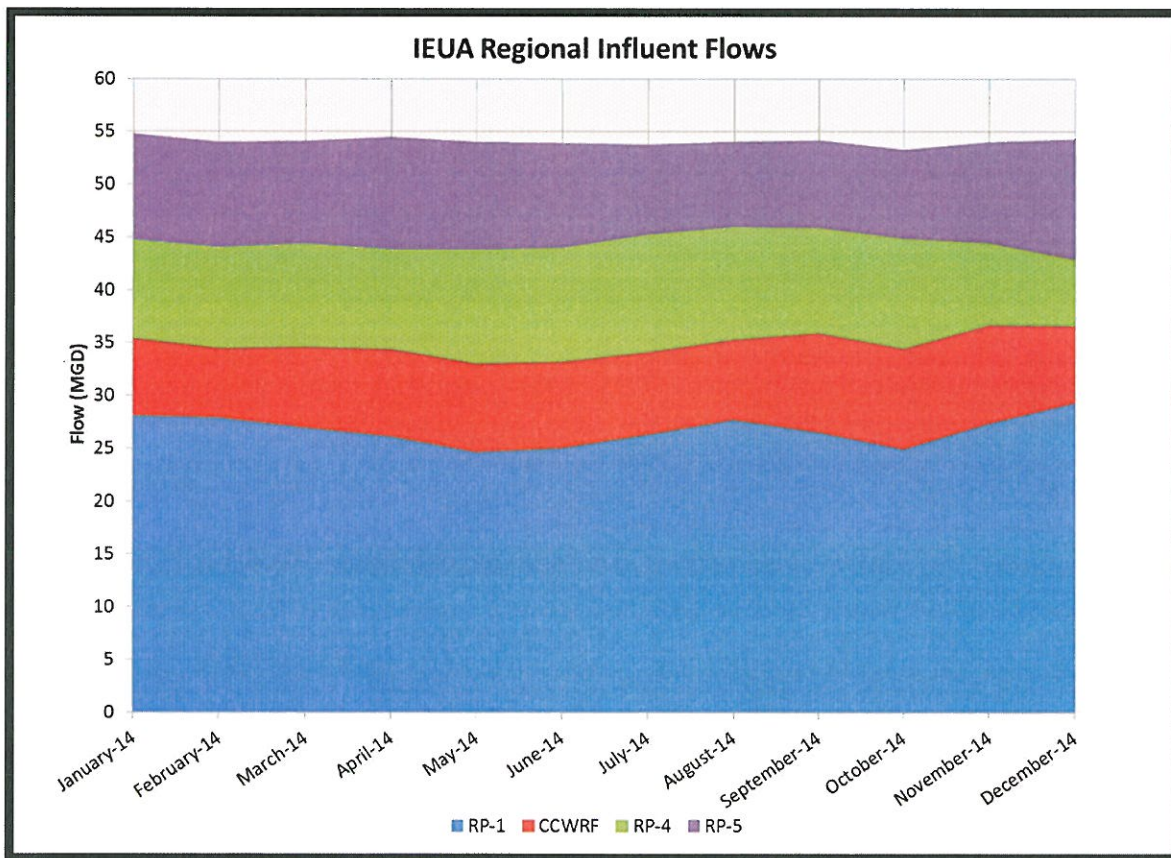
To: The Honorable Board of Directors

From:  P. Joseph Grindstaff
General Manager

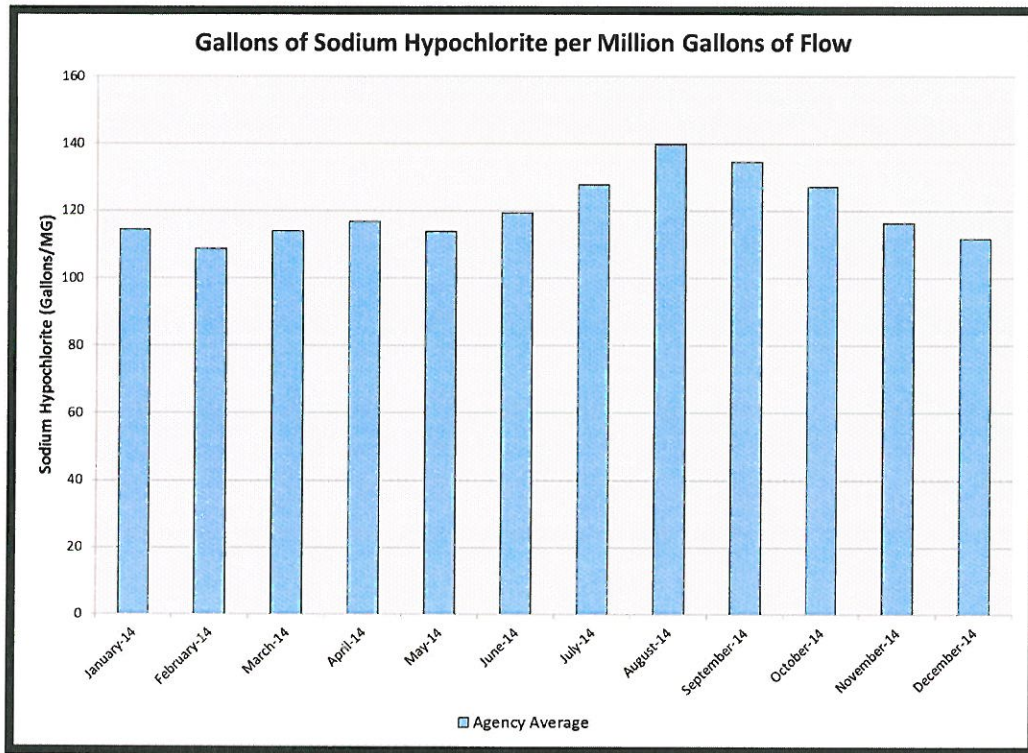
Subject: General Manager's Report Regarding Agency Activities

OPERATIONS UPDATE

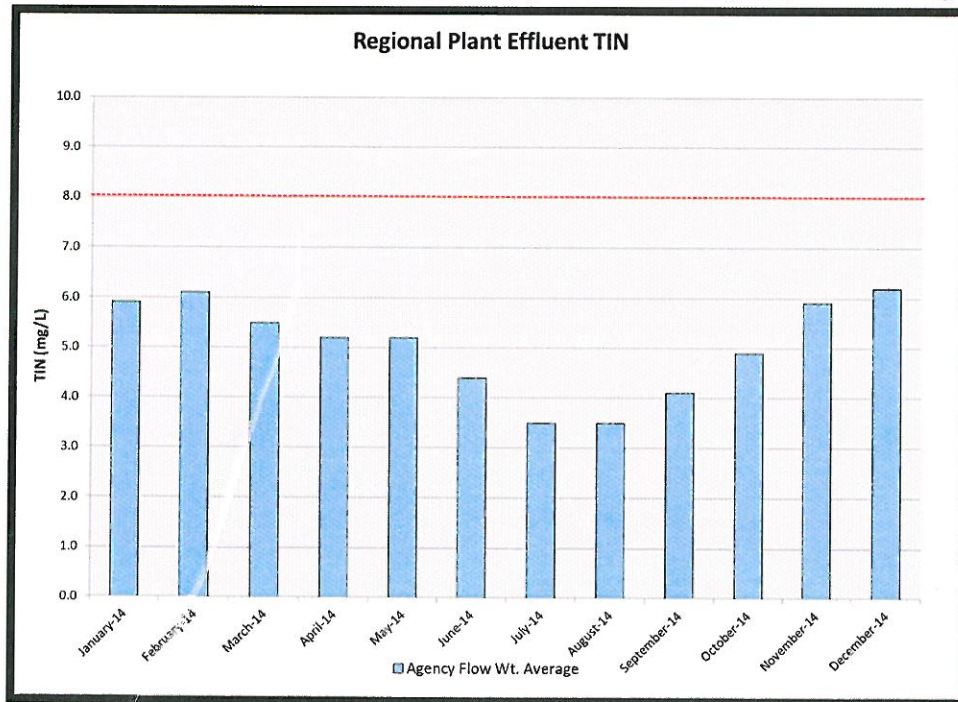
Regional Plant influent flows during the month of December continued to be consistent with the flow received during the previous months. Agency-wide average daily influent flow for the month of December was approximately 54 million gallons per day.



December 2014, Regional Plant sodium hypochlorite consumption averaged 112 gallons per million gallons of treated flows.



December 2014, Agency flow weighted Total Inorganic Nitrogen (TIN) was 6.2 mg/L.



IERCF UPDATE

Operational Comments – Facility throughput for January averaged approximately 100% of permitted capacity at an average of 420 tons per day of biosolids and 169 tons per day of amendments (based on a 30-day month). The total biosolids tons received were on target with the design capacity of 150,000 wet tons. The facility is operating well with no violations or lost time incidents.

Facility Throughput

POTW	Wet Tons Month	Wet Tons Year to Date
LACSD	6,904.20	6,904.20
IEUA	5,686.93	5,686.93
Total	12,591.13	12,591.13

Compost Sales

January sales decreased versus the same period last year but revenues were higher due to increased agriculture demand. Three new customers were added in January, increasing the number of customers to over 110. Compost inventory in the storage facility remained at approximately 20,000 cubic yards with capacity for an additional 30,000 cubic yards.

Monthly Sales Summary January 2015

Month	Product	Cyds	Av. \$/cyd	Total \$
January	Premium	9,820.98	\$2.45	\$24,016.43
	Base	4,567.69	\$3.11	\$14,210.63
Total		14,388.67	\$2.78	\$38,227.06

YTD Sales Summary through January 2015

Month	Total Cyds 2014/2015	Total Cyds 2013/2014	Total \$ 2014/2015	Total \$ 2013/2014
July	23,882.49	18,501.14	\$39,474.57	\$47,324.52
August	25,621.25	16,818.80	\$27,575.69	\$44,837.97
September	33,184.90	18,837.71	\$37,732.49	\$42,131.44
October	31,487.37	25,034.52	\$31,552.56	\$40,585.79
November	22,348.31	18,056.25	\$37,014.11	\$35,834.18
December	18,272.61	15,026.52	\$23,528.45	\$30,127.32
January	14,388.67	19,674.97	\$38,227.06	\$33,867.50
Total	169,185.60	\$131,949.91	235,104.93	\$274,708.72
Average	24,169.37	\$18,849.99	33,586.42	\$39,244.10

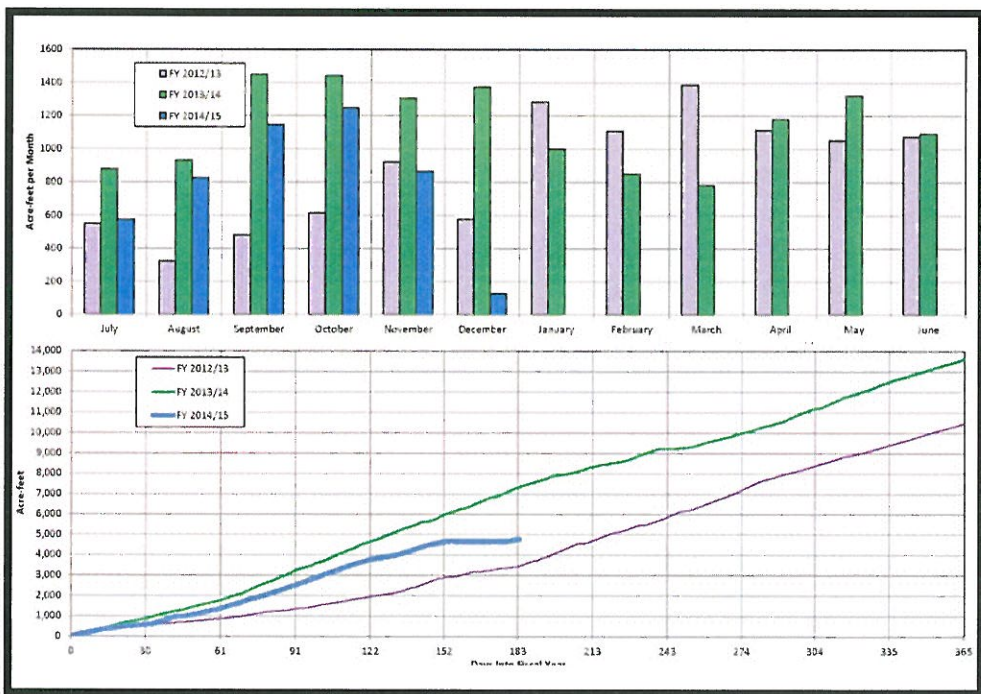
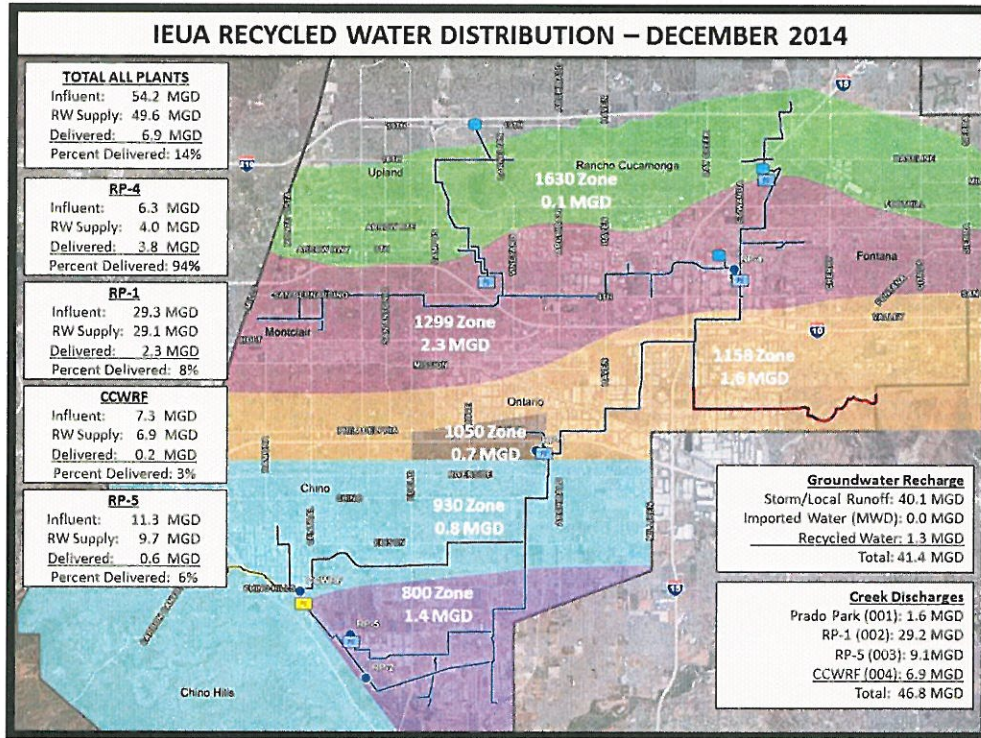
GROUNDWATER RECHARGE

During December 2014, recycled water recharge totaled 126 acre-feet and there was no imported water delivered. The capture of dry weather creek flows totaled 274 acre-feet. There were five rain events during the month that contributed an additional 3,546 acre-feet of storm water.

SUMMARY OF CHINO BASIN GROUNDWATER RECHARGE OPERATIONS					
December 2014					
Drainage System	Recharge Volume (AF)*			Management Zone Subtotals	
Basin	SW/LR	MW	RW		
San Antonio Channel Drainage System					
College Heights	-	-	N	MZ-1 897 AF**	
Upland	186	-	N		
Montclair 1, 2, 3 & 4	267	-	N		
Brooks	95	-	-		
West Cucamonga Channel Drainage System					
8th Street	199	-	-	MZ-2 2,097 AF**	
7th Street	154	-	-		
Ely 1, 2, & 3	392	-	5		
Minor Drainage					
Grove	202	N	N		
Cucamonga and Deer Creek Channel Drainage Systems					
Turner 1 & 2	255	-	2		
Turner 3 & 4	348	-	-		
Day Creek Channel Drainage System					
Lower Day	241	-	X		
Etiwanda Channel Drainage System					
Etiwanda Debris	23	-	X		
Victoria	153	-	-		
San Sevaine Channel Drainage System					
San Sevaine 1, 2, 3, & 4	112	-	-		
San Sevaine 5	135	-	-		
West Fontana Channel System					
Hickory	185	-	46		
Banana	145	-	67		
Declez Channel Drainage System					
RP3 Cells 1,3, & 4	373	-	6	MZ-3 952 AF**	
RP3 Cell 2	46	-	-		
Declez	315	-	-		
Non-Replenishment Recharge**					
Upland (SAWCo) MZ-1	-				
Montclair (MVWD) MZ-1	(4)				
Turner (CVWD) MZ-2	(2)				
Month Total = 3,946 AF	3,820	0.0	126	December 2014	
Fiscal Year to Date Total				Fiscal Year to Date	
Since July 1, 2014 = 10,016 AF	5,235	0.0	4,781		
Calendar Year to Date Total				Calendar Year to Date	
Since Jan. 1, 2014 = 19,121 AF	7,323	0.0	11,798		
SW : Storm Water, LR : Local Runoff (and GE, MVWD), MW : MWD Imported Water, RW : Recycled Water					
- : No stormwater/local runoff, or basin not in use due to maintenance or testing					
X : Turnouts not available - to be installed during future projects.					
N : No turnout planned for installation.					
* : Data are preliminary based on the data available at the time of this report preparation.					
** : Management Zone Subtotals have deducted from them any Non-Replenishment Recharge, which is recharge originating from pumped groundwater and is not new water.					
Printed: Jan 13, 15				ver 1	

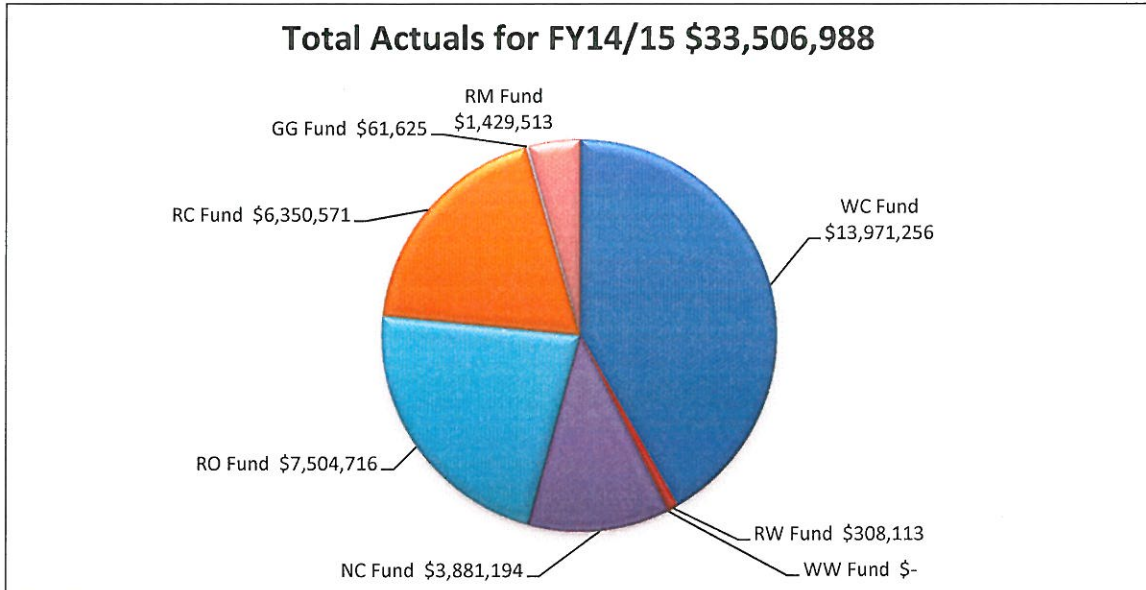
RW Distribution

During December 2014, 14% (6.9 MGD) of IEUA recycled water supply (49.6 MGD) was delivered into the distribution system for both direct use customers (5.6 MGD) and groundwater recharge (1.3 MGD). Plant discharge to creeks feeding the Santa Ana River averaged 46.8 MGD.



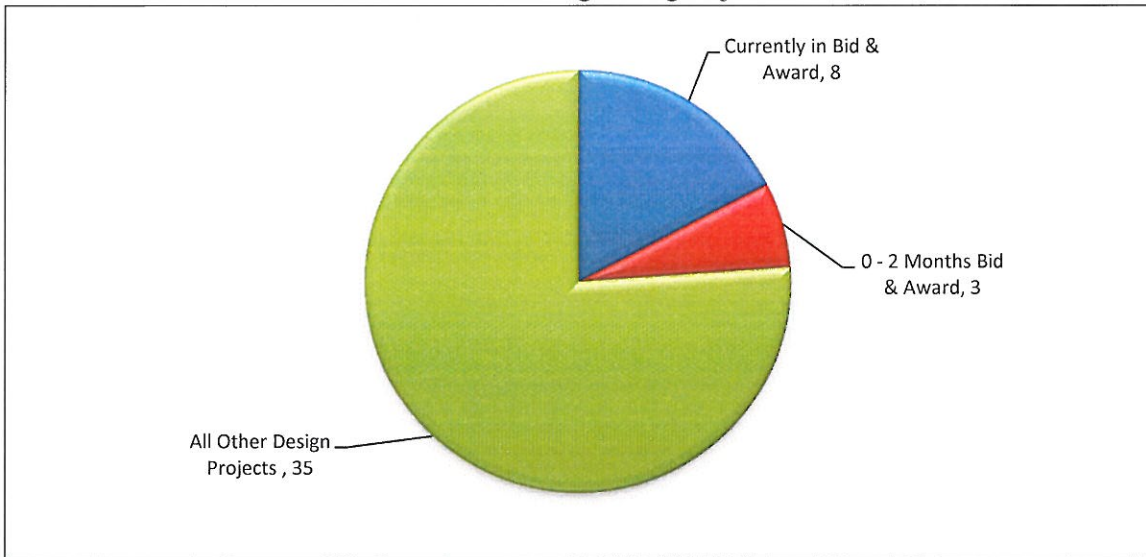
ENGINEERING AND CONSTRUCTION MANAGEMENT

Engineering and Construction Management's FY14/15 budget is \$49,274,317. Staff has projected to spend \$62,200,672 during FY14/15 of which \$33,506,988 has been expended. The following charts summarize the Engineering and Construction Management project status update.



Engineering Project Status

46 Active Engineering Projects



8 Project Currently in Bid & Award

- | | |
|---|--|
| • RA14004.00 IERCF Harmonic Filters Air Conditioning | • EN13043.00 Montclair Lift Stn Communication System |
| • EN13046.00 RP1 Flare System Improvements | • EN15054.00 CCWRF Lagoon Rip Rap Retrofit |
| • EN13040.00 Prado Dechlor Communication System | • EN13016.01 CCWRF Control and Server Rooms Modification |
| • EN13042.00 Philly Pump Station Communication System | • EN15026.08 Mission Blvd - Soil Feasibility Study |

3 Projects Currently in 0-2 Months Bid & Award

- | | |
|--|--|
| • EN13051.00 1630 E RW Pipeline Surge Tank Rplmnt | • EN14047.00 GWR and RW SCADA Control Upgrades |
| • EN15032.00 Agency-Wide HVAC Improvements- Pckg No. 3 | |

Active Construction Projects

Project ID	Project Title	Description	Total Project Budget (\$)	Total Cost to Date (\$)	FY Budget (\$ 2015)	FY Cost to Date 2015 thru 1/31 (\$)	CO's Processed thru December (\$)	Total Project CO's (%)	% Project Complete	Original Ops Date	Estimated Ops Date
1	EN06025	Wineville Ext Recy Wtr Pipeline Seg A	17,965,518	5,634,726	3,236,749	3,331,692	27,801	0.27%	66.91%	23-Sep-15	18-Sep-15
2	EN09021	RP-4 Headworks Retrofit	2,885,900	1,693,786	1,730,075	838,314	27,113	2.39%	58.58%	31-Mar-15	31-Jul-15
3	EN11035	Philadelphia Pump Station Upgrades	2,381,100	1,873,297	1,410,742	1,306,114	11,164	0.81%	92.75%	16-Feb-15	13-Mar-15
4	EN12014	East Avenue 1630 E RWP Relocation	650,108	164,196	405,180	3,206	0	0.00%	54.19%	-	-
5	EN12019	GWR and RW Comm. Sys. Upgrades	1,594,400	187,787	650,000	11,129	0	-	14.11%	2-Jul-15	28-Sep-15
6	EN12022	RP-1 Aeration Ducting	1,256,000	767,259	793,546	304,805	-135,132	-13.73%	79.36%	25-May-14	30-Mar-15
7	EN13022	930 Zone RW Reservoir Construction	8,025,750	6,943,331	0	594,165	883,799	17.44%	92.66%	1-Apr-14	17-Apr-16
8	EN13023	930 Zone RW Pipeline Construction	15,228,329	14,108,477	7,529,744	6,091,288	6,415,773	106.80%	92.98%	1-Jul-14	27-Mar-15
9	EN13029	Turner 1 Turnout & Deer Creek Drop-Inlet Mods	925,000	532,783	126,876	32,584	0	-	100.00%	8-Jul-14	4-Sep-14
10	EN13038	RP-1 Outfall Relocation & Upsizing	5,200,000	13,764	5,200,000	13,764	0	0.00%	51.98%	29-May-15	15-Jun-15
11	EN13045	Wineville RW Extension Segment B	11,880,300	1,553,065	3,000,000	1,452,617	0	0.00%	56.43%	15-Oct-15	7-Aug-15
12	EN13047	RP-5 Standby/Generators Control Mods	417,000	254,257	306,162	168,419	0	0.00%	88.28%	15-Jan-15	20-Feb-15
13	EN13053	RP-2 GT Splitter Box Gates Replacement	175,000	135,242	107,399	107,399	69,236	77.16%	100.00%	1/0/1900	19-Sep-14
14	EN13054	Montclair Lift Station Upgrades	3,549,600	1,420,563	2,535,831	762,736	30,949	0.98%	85.23%	1-May-15	27-Mar-15
15	EN13056	Agency-Wide HVAC Improvements- Pkg No. 2	1,086,500	147,790	750,023	111,313	0	0.00%	0.00%	14-Jun-15	10-Apr-15
16	EN14012	RP-2 Drying Beds Rehabilitation	1,818,400	541,204	1,278,279	493,475	0	0.00%	80.91%	20-Mar-15	19-Mar-15
17	EN14027	CCWRF Secondary Clarifier No. 3 Rehab	1,540,600	477,158	864,814	442,121	29,363	4.86%	60.69%	20-Jul-15	27-Apr-15
18	EN14035	NRW Collection Sys Phase 4 - Rehab	762,900	423,264	474,662	477,133	0	0.00%	75.83%	15-Mar-15	4-Apr-15
19	EN14037	Sewer Collection System Manhole Rehabilitations	1,712,000	152,645	546,544	87,189	0	0.00%	74.70%	15-Mar-15	2-Apr-15
20	EN14038	CB20 Noise Mitigation Measures	160,000	29,476	156,487	25,962	0	-	28.43%	-	18-Mar-15
21	EN14051	RP1 Centrifuge Stair and Catwalk Installation	607,000	452,504	536,083	381,587	0	0.00%	97.40%	30-May-14	4-Mar-15
22	EN14052	RP1 Primary Clarifier West Effluent PL Rplmt	1,012,000	925,914	512,502	426,416	0	0.00%	69.51%	30-May-14	13-Jul-15
23	EN15037	NRW Manhole Upgrades	37,100	38,277	37,100	38,277	0	-	100.00%	1-Dec-14	1-Dec-14
24	EN15038	Collection System Manhole Upgrades	63,000	64,478	63,000	64,478	0	-	100.00%	1-Dec-14	1-Dec-14
25	EN15047	1630W/RWPS Check Valves Replacement	120,000	15,987	120,000	15,987	0	-	36.48%	23-Jun-15	12-May-15
26	EN15051	CCWRF Chlorine Contact Basin Splitter-Box Mod	50,000	5,584	50,000	5,584	0	-	100.00%	15-Dec-14	21-Nov-15
27	RA11004	IERCF Process Improvements	5,625,000	4,382,823	2,845,885	984,335	139,858	4.41%	91.76%	26-Nov-14	30-Jun-15
28	RA15001	IERCF Baghouse & Dust Collection Sys Enhmnts	1,300,000	303,365	1,284,856	288,221	0	-	42.11%	28-Mar-15	16-Apr-15
			88,028,505	43,243,000	36,552,539	18,670,313	7,999,924				

• Total construction contract payments for December: \$3,111,468.48

Completed Construction Projects - Notice of Completion Filed in January 2015

Project ID	Project Title	Description	Total Project Budget (\$)	Total Cost to Date (\$)	FY Budget (\$ 2015)	FY Cost to Date 2015 (\$)	Nov's CO's Processed (\$)	Total Project CO's (%)	% Project Complete	Original Ops Date	Estimated Ops Date
1	EN15049	AV Replacement on SACP-Seg B	90,000	78,309	90,000	78,309	0	0.00%	100.00%	2-Mar-15	24-Dec-14
			90,000	78,309	90,000	78,309	0				

Emergency Projects

Project ID	Contractor	Task Order Description	TO #	Amount	Date
1	EN15026.07 Mike Bubalo Construction	San Bernardino Ave. Vault Repair (City of Fontana)	TO-001	10,000	1/13/2015
2	EN15026.06 W.A. Rasic Construction	RP-1 Odor Control Biofilter No. 2	TO-011	42,456	1/8/2015
3	EN15026.02 Coonstruction, Inc.	extra work bill	TO-002	13,000	1/6/2015
				65,456	

High Level Construction Activities/Information


- Final control testing of 930 zone pump station, pipeline and reservoir is scheduled for completion by the end of February 2015.
- Hydrostatic pressure testing of pipeline, installation and testing of cathodic protection system on the 930 Zone Pipeline is ongoing. Completion of punch list items, change order reconciliations, and transference of pipeline to IEUA operations is upcoming. Comprehensive final testing of Recycled Water Southern service area is slated to begin.
- Start-up activities for the IERCF Dust Collection Enhancements project are planned for late February 2015. New ducting was installed and installation of the explosion suppression system is planned in mid-February.
- Wineville Segment B approvals, design, and permitting of Value Engineering Cost Proposal (VECP) were finalized. Construction of VECP alignment has started by proceeding north on Banana.


**ACTION
ITEM**


3E

Date: February 18, 2015

To: The Honorable Board of Directors

From:  P. Joseph Grindstaff
General Manager

Submitted by:  Christina Valencia
Chief Financial Officer/Assistant General Manager

 Sharmeen Bhojani
Manager of Human Resources

Subject: Adopt Resolution No. 2015-2-3, Amending the Memorandum of Understanding, Salary Matrix and Classification Plan for All Laboratory Unit Employees

RECOMMENDATION

It is recommended that the Board of Directors:

1. Approve and adopt the recently completed classification and compensation study for all Laboratory Unit employees;
2. Approve the modification of various position titles for all Laboratory Unit employees, as a result of the adoption of the classification and compensation study; and
3. Adopt Resolution No. 2015-2-3 to amend the 2013 - 2018 Memorandum of Understanding (MOU) for the Laboratory Unit with a new Salary Matrix and Classification Plan based on the results of a classification and compensation study.

BACKGROUND

In November 2013, the Inland Empire Utilities Agency (the Agency) retained the services of an independent consultant Reward Strategy Group (RSG) to conduct an Agency-wide classification and compensation study (the Study). The last time a comprehensive study was conducted was in 1998. Since then, the Agency has made some modifications to classifications and salary schedules/matrices; however, a comprehensive review and update of the classification plan has not been completed.

The Agency's objective in retaining RSG to conduct the Study included the following: 1) ensure class specifications appropriately define core job responsibilities, level of complexity, accountability, performance expectations and essential qualifications, 2) provide salaries

commensurate with assigned duties, 3) outline promotional opportunities, 4) provide reasonable and justifiable pay differential between classes to ensure internal equity 5) maintain currency with relevant labor markets, and 6) consolidation of seven salary matrices into a single matrix for all Agency employees.

The Study provided a recommendation for a revised classification structure including new class specifications, job titles, and salaries along with revised Fair Labor Standards Act (FLSA) designations (i.e. exempt vs. non-exempt status). This report only addresses the proposed changes for the Laboratory Unit. The Board of Directors (the Board) previously adopted the changes for all Unrepresented employees at its Board meeting on January 21, 2015. A recommendation will be presented to the Board for all other represented employees upon completion of the meet and confer process with the respective bargaining units.

As part of the analysis, RSG reviewed all existing class specifications and all position description questionnaires completed by each individual employee, along with their supervisor's supplemental questionnaire. In some cases, RSG also interviewed the employee and supervisor individually to obtain clarification on duties performed. A total of 147 employees were interviewed. RSG utilized this information to submit draft class specifications for all positions along with recommended allocations of current positions into the new classifications. The draft class specifications were then distributed to all employees and their respective managers. All employees were given an opportunity to provide their feedback on the proposed class specifications and submit a request for reconsideration if they felt that they were improperly classified. A total of 120 reconsideration requests were submitted. The feedback was then reviewed by RSG, the Executive Managers, and Human Resources in order to determine if any changes were warranted. The new class specifications for all Laboratory Unit employees will be posted on the Agency's intranet website upon the Board's adoption of Resolution No. 2015-2-3.

Once the class specifications were finalized, RSG conducted a survey using 19 comparable agencies (including cities and municipal water agencies) and 54 benchmark positions; 2 positions from the Laboratory Unit. RSG then made recommendations for salaries based on the following criteria: benchmark data comparison (labor market survey), complexity of the job, internal/external value of the job (i.e. recruitment and retention value), internal equity, educational and certification requirements. A key objective of the Study was to consolidate the various salary matrices for the represented and unrepresented groups. The new consolidated salary schedule/matrix for all Laboratory Unit employees and Unrepresented employees, is included as "Exhibit 1" of Resolution No. 2015-2-3. It is anticipated that at the conclusion of the meet and confer process with the other represented groups, the Agency can move forward to implement a single consolidated salary schedule/matrix for all employees. Exhibit 1 of Resolution No. 2015-2-3 also includes a listing of the hourly, bi-weekly, monthly and annual amounts by step (1-9) for each of the proposed salary ranges.

The salary analysis portion of the Study resulted in recommended increases for most positions. To the extent any classifications within the Laboratory Unit were below the average for comparable agencies pursuant to the Study, a recommendation is being made to provide to employees in such classifications a one-time pay increase sufficient to place the employee at the salary step closest to,

and not to exceed, 5.0% of the employee's current base salary. In some instances, the employee's salary will need to be adjusted using a higher percentage increase to place them in the bottom step (Step 1) of the new salary range. This is consistent with the methodology negotiated with the General Unit and what is being proposed to all other represented units. Attachment 1 provides a comparison of the average change by classification of the current and proposed salary range at the top level (Step 9). Per the study, no positions in the Laboratory were identified as being above the average.

Since the Study encompassed a review of total compensation (wages and benefits), RSG also collected market survey data on employee benefits from the 19 comparable agencies to ensure that the Agency's benefit package is comparable. RSG's survey found the Agency's benefit plan to be competitive in the labor market; therefore, no recommendation was made to enhance the Agency's benefit plan.

If approved, all the proposed changes as outlined in this report shall be effective retroactively to November 1, 2014.

The approval of the results of the class and comp study is consistent with the Agency's *Workplace Environment* business goal to be committed to providing a positive workplace environment by recruiting, retaining and developing a highly skilled team dedicated to the Agency's Mission, Vision, and Values.

PRIOR BOARD ACTION

On January 21, 2015, the Board of Directors adopted Resolution No. 2015-1-4 Amending the Personnel Manual, Salary Matrix, and Classification Plan for All Unrepresented Employees, including Executive Management.

On May 21, 2014, the Board of Directors adopted Resolution No. 2014-5-15, approving an amendment of the Laboratory Unit employees' salary schedule/matrix.

On September 4, 2013, the Board of Directors adopted Resolution No. 2013-9-1, approving the Memorandum of Understanding for Laboratory Unit employees.

IMPACT ON BUDGET

The one-time salary adjustment retroactive to November 1, 2014 for the Laboratory Unit employees, is estimated to be \$16,000. Funding for the class and comp study is appropriated in the FY 2014/15 Budget under the Administrative Services (GG) Fund.

Attachments:

Attachment 1 – Laboratory Unit Class and Comp Summary
Resolution No. 2015-2-3

RESOLUTION NO. 2015-2-3

**RESOLUTION OF THE BOARD OF DIRECTORS OF THE
INLAND EMPIRE UTILITIES AGENCY*, SAN
BERNARDINO COUNTY, CALIFORNIA, AMENDING THE
MEMORANDUM OF UNDERSTANDING AND
APPROVING THE NEW SALARY MATRIX FOR ALL
LABORATORY UNIT EMPLOYEES**

WHEREAS, the Agency has classification and compensation changes for the Laboratory Unit employees as a result of an agency-wide classification and compensation study, and

WHEREAS, the Agency now desires to update the salary and classification information to comply with the California Code of Regulations (CCR) §570.5, and

WHEREAS, the Agency now desires to amend the Memorandum of Understanding for the Laboratory Unit employees, and

NOW, THEREFORE, the Board of Directors of the Inland Empire Utilities Agency* does hereby RESOLVE, DETERMINE AND ORDER as follows:

Section 1: The salary schedule/matrix is hereby adopted and set forth in Exhibit “1” of this resolution.

Section 2: The salary information contained in Exhibit “1” shall be effective as of November 1, 2014.

ADOPTED the 18th day of February, 2015.

President of the Inland Empire
Utilities Agency* and of the
Board of Directors thereof

ATTEST:

Secretary/Treasurer of the Inland Empire
Utilities Agency* and of the
Board of Directors thereof

STATE OF CALIFORNIA)
COUNTY OF) SS
SAN BERNARDINO)

I, Secretary/Treasurer of the Inland Empire Utilities Agency*, DO HEREBY CERTIFY that the foregoing Resolution being No. 2015-2-3, was adopted at a regular Board Meeting on February 18, 2015, of said Agency by the following vote:

AYES:

NOES:

ABSTAIN:

ABSENT:

Secretary/Treasurer

Laboratory Unit Average Change in Proposed Salary Range at the Top Step by Classification

Division (All)
 Dept (All)
 New Level (All)
 Bargaining Unit LAB

Current Classification	New Classification	Benchmarked Y/N	"Y" Rated	Reconsideration?	Bargaining Unit	Change in Status	Change in FLSA Status	Avg Curr Top Step	Avg Proposed Grade	Average of Proposed Top Step	Avg Difference
Assistant Chemist	Laboratory Scientist II	N	N	No	No	NA	NA	84,308	179	85,620	1.6%
Bioassay Technician	Laboratory Scientist I	N	N	Yes	No	NA	NA	72,829	177	77,660	6.6%
Biologist	Biologist	N	N	Yes	No	NA	NA	92,951	181	94,390	1.5%
Chemist	Chemist	Y	N	No	No	NA	NA	92,951	181	94,390	1.5%
Laboratory Assistant	Laboratory Assistant	Y	N	No	No	NA	NA	57,064	172	60,860	6.7%
Laboratory Technician	Laboratory Scientist I	N	N	No	No	NA	NA	69,362	177	77,660	12.0%

Salary Matrix
Effective November 1, 2014

EXHIBIT 1

CLASSIFICATION TITLE	Salary Range	Unit	FLSA
Accounting Technician I	169	UN	Non-exempt
Accountant I	173	UN	Exempt
Accountant II	175	UN	Exempt
Administrative Assistant I (confidential)	171	UN	Non-exempt
Administrative Assistant II (confidential)	174	UN	Non-exempt
Assistant Engineer	179	UN	Exempt
Associate Engineer	182	UN	Exempt
Board Secretary/Office Manager	188	UN	Exempt
Biologist ¹	181	LB	Exempt
Budget Officer	186	UN	Exempt
CAD Designer	178	UN	Exempt
Chemist	181	LB	Exempt
Chief Financial Officer/Assistant General Manager	196	EX	Exempt
Compost Sales Representative	181	UN	Exempt
Construction Project Inspector	180	UN	Non-exempt
Deputy Manager of Construction Management	188	UN	Exempt
Deputy Manager of Engineering	189	UN	Exempt
Deputy Manager of Human Resources	188	UN	Exempt
Deputy Manager of Integrated Systems Services	188	UN	Exempt
Deputy Manager of Maintenance	188	UN	Exempt
Deputy Manager of Operations	188	UN	Exempt
Deputy Manager of Planning & Environmental Resources	189	UN	Exempt
Electrical & Instrumentation Technician III	181	UN	Exempt
Electrical & Instrumentation Technician III (Y-Rated) ²	201	UN	Exempt
Environmental Resources Planner II	182	UN	Exempt
Executive Assistant	178	UN	Exempt
Executive Manager of Engineering/Assistant General Manager	196	EX	Exempt
Executive Manager of Operations/Assistant General Manager	196	EX	Exempt
Executive Manager of Policy Development/Assistant General Manager	196	EX	Exempt
External Affairs Specialist I	171	UN	Exempt
External Affairs Specialist I (Y-Rated) ³	202	UN	Exempt
Facilities Specialist - Landscape	177	UN	Exempt
General Manager	203	EX	Exempt
GIS Specialist	178	UN	Exempt
Grants Officer	186	UN	Exempt
Human Resources Analyst I	177	UN	Exempt
Human Resources Analyst II	179	UN	Exempt
Human Resources Officer	183	UN	Exempt
Human Resources Technician	171	UN	Non-exempt
Internal Auditor	179	UN	Exempt
Laboratory Assistant	172	LB	Non-exempt
Laboratory Scientist I	177	LB	Non-exempt
Laboratory Scientist II	179	LB	Non-exempt

Salary Matrix
Effective November 1, 2014

EXHIBIT 1

CLASSIFICATION TITLE	Salary Range	Unit	FLSA
Manager of Business Information Services	190	UN	Exempt
Manager of Contracts & Facility Services	190	UN	Exempt
Manager of Engineering	192	UN	Exempt
Manager of External Affairs	190	UN	Exempt
Manager of Finance & Accounting	190	UN	Exempt
Manager of Human Resources	190	UN	Exempt
Manager of Internal Audit	190	UN	Exempt
Manager of Laboratories	190	UN	Exempt
Manager of Maintenance	192	UN	Exempt
Manager of Operations	192	UN	Exempt
Manager of Planning & Environmental Resources	192	UN	Exempt
Manager of Regional Compost Authority	190	UN	Exempt
Manager of Technical Services	190	UN	Exempt
Office Assistant	166	UN	Non-exempt
Operations Specialist	179	UN	Exempt
Recycled/Groundwater Recharge Operations & Maintenance Specialist	179	UN	Exempt
Risk Specialist	174	UN	Non-exempt
Safety Officer	183	UN	Exempt
Senior Associate Engineer	184	UN	Exempt
Senior Associate Engineer - PE	185	UN	Exempt
Senior Engineer	187	UN	Exempt
Senior Environmental Resources Planner	184	UN	Exempt
Senior External Affairs Specialist	180	UN	Exempt
Senior Internal Auditor	182	UN	Exempt
Senior Operations Specialist	184	UN	Exempt

Notes:

1. Incumbent in this position prior to 7/1/01 shall be non-exempt.
2. The Y-Rated salary for this position is reflective of the incumbent in the position effective 11/1/14 formerly classified as Maintenance Specialist.
3. The Y-Rated salary for this position is reflective of the incumbent in the position effective 11/1/14 formerly classified as CIP Coordinator.

Unrepresented, Executive and Laboratory Unit Salary Matrix
Effective November 1, 2014

EXHIBIT 1

Range/Step	Hourly	Bi-Weekly	Monthly	Annually
165				
1	17.0700	1,365.60	2,958.79	35,505
2	17.4967	1,399.74	3,032.76	36,393
3	17.9341	1,434.73	3,108.58	37,303
4	18.3825	1,470.60	3,186.29	38,236
5	18.8420	1,507.36	3,265.95	39,191
6	19.3131	1,545.05	3,347.60	40,171
7	19.7959	1,583.67	3,431.29	41,175
8	20.2908	1,623.26	3,517.07	42,205
9	20.7981	1,663.85	3,605.00	43,260
166				
1	17.9223	1,433.78	3,106.53	37,278
2	18.3703	1,469.63	3,184.19	38,210
3	18.8296	1,506.37	3,263.79	39,166
4	19.3003	1,544.03	3,345.39	40,145
5	19.7828	1,582.63	3,429.02	41,148
6	20.2774	1,622.19	3,514.75	42,177
7	20.7843	1,662.75	3,602.62	43,231
8	21.3039	1,704.32	3,692.68	44,312
9	21.8365	1,746.92	3,785.00	45,420
167				
1	18.8180	1,505.44	3,261.78	39,141
2	19.2884	1,543.07	3,343.33	40,120
3	19.7706	1,581.65	3,426.91	41,123
4	20.2649	1,621.19	3,512.58	42,151
5	20.7715	1,661.72	3,600.40	43,205
6	21.2908	1,703.27	3,690.41	44,285
7	21.8231	1,745.85	3,782.67	45,392
8	22.3687	1,789.49	3,877.24	46,527
9	22.9279	1,834.23	3,974.17	47,690
168				
1	19.7571	1,580.57	3,424.57	41,095
2	20.2510	1,620.08	3,510.18	42,122
3	20.7573	1,660.58	3,597.93	43,175
4	21.2762	1,702.10	3,687.88	44,255
5	21.8081	1,744.65	3,780.08	45,361
6	22.3534	1,788.27	3,874.58	46,495
7	22.9122	1,832.97	3,971.45	47,657
8	23.4850	1,878.80	4,070.73	48,849
9	24.0721	1,925.77	4,172.50	50,070
169				
1	20.7436	1,659.49	3,595.55	43,147
2	21.2622	1,700.97	3,685.44	44,225
3	21.7937	1,743.50	3,777.58	45,331
4	22.3386	1,787.09	3,872.02	46,464

Unrepresented, Executive and Laboratory Unit Salary Matrix
Effective November 1, 2014

EXHIBIT 1

Range/Step	Hourly	Bi-Weekly	Monthly	Annually
5	22.8970	1,831.76	3,968.82	47,626
6	23.4695	1,877.56	4,068.04	48,816
7	24.0562	1,924.50	4,169.74	50,037
8	24.6576	1,972.61	4,273.98	51,288
9	25.2740	2,021.92	4,380.83	52,570
170				
1	21.7814	1,742.51	3,775.43	45,305
2	22.3259	1,786.07	3,869.82	46,438
3	22.8840	1,830.72	3,966.57	47,599
4	23.4561	1,876.49	4,065.73	48,789
5	24.0425	1,923.40	4,167.37	50,008
6	24.6436	1,971.49	4,271.56	51,259
7	25.2597	2,020.78	4,378.35	52,540
8	25.8912	2,071.29	4,487.80	53,854
9	26.5385	2,123.08	4,600.00	55,200
171				
1	22.8704	1,829.63	3,964.21	47,570
2	23.4422	1,875.37	4,063.31	48,760
3	24.0282	1,922.26	4,164.89	49,979
4	24.6289	1,970.32	4,269.02	51,228
5	25.2447	2,019.57	4,375.74	52,509
6	25.8758	2,070.06	4,485.14	53,822
7	26.5227	2,121.81	4,597.26	55,167
8	27.1857	2,174.86	4,712.20	56,546
9	27.8654	2,229.23	4,830.00	57,960
172				
1	24.0147	1,921.18	4,162.55	49,951
2	24.6151	1,969.21	4,266.62	51,199
3	25.2305	2,018.44	4,373.28	52,479
4	25.8612	2,068.90	4,482.61	53,791
5	26.5078	2,120.62	4,594.68	55,136
6	27.1705	2,173.64	4,709.55	56,515
7	27.8497	2,227.98	4,827.29	57,927
8	28.5460	2,283.68	4,947.97	59,376
9	29.2596	2,340.77	5,071.67	60,860
173				
1	25.2143	2,017.14	4,370.48	52,446
2	25.8446	2,067.57	4,479.74	53,757
3	26.4908	2,119.26	4,591.73	55,101
4	27.1530	2,172.24	4,706.52	56,478
5	27.8318	2,226.55	4,824.19	57,890
6	28.5276	2,282.21	4,944.79	59,338
7	29.2408	2,339.27	5,068.41	60,821
8	29.9719	2,397.75	5,195.12	62,341
9	30.7212	2,457.69	5,325.00	63,900

Unrepresented, Executive and Laboratory Unit Salary Matrix
Effective November 1, 2014

EXHIBIT 1

Range/Step	Hourly	Bi-Weekly	Monthly	Annually
174				
1	26.4730	2,117.84	4,588.66	55,064
2	27.1348	2,170.79	4,703.37	56,440
3	27.8132	2,225.06	4,820.96	57,851
4	28.5086	2,280.68	4,941.48	59,298
5	29.2213	2,337.70	5,065.02	60,780
6	29.9518	2,396.14	5,191.64	62,300
7	30.7006	2,456.05	5,321.44	63,857
8	31.4681	2,517.45	5,454.47	65,454
9	32.2548	2,580.38	5,590.83	67,090
175				
1	27.7949	2,223.59	4,817.78	57,813
2	28.4898	2,279.18	4,938.23	59,259
3	29.2020	2,336.16	5,061.68	60,740
4	29.9321	2,394.57	5,188.22	62,259
5	30.6804	2,454.43	5,317.93	63,815
6	31.4474	2,515.79	5,450.88	65,411
7	32.2336	2,578.68	5,587.15	67,046
8	33.0394	2,643.15	5,726.83	68,722
9	33.8654	2,709.23	5,870.00	70,440
176				
1	29.1839	2,334.71	5,058.53	60,702
2	29.9135	2,393.08	5,185.00	62,220
3	30.6613	2,452.90	5,314.62	63,775
4	31.4278	2,514.23	5,447.49	65,370
5	32.2135	2,577.08	5,583.68	67,004
6	33.0189	2,641.51	5,723.27	68,679
7	33.8443	2,707.55	5,866.35	70,396
8	34.6904	2,775.23	6,013.01	72,156
9	35.5577	2,844.62	6,163.33	73,960
177				
1	30.6438	2,451.51	5,311.60	63,739
2	31.4099	2,512.79	5,444.39	65,333
3	32.1952	2,575.61	5,580.50	66,966
4	33.0001	2,640.00	5,720.01	68,640
5	33.8251	2,706.00	5,863.01	70,356
6	34.6707	2,773.66	6,009.59	72,115
7	35.5375	2,843.00	6,159.83	73,918
8	36.4259	2,914.07	6,313.82	75,766
9	37.3365	2,986.92	6,471.67	77,660
178				
1	32.1748	2,573.99	5,576.97	66,924
2	32.9792	2,638.34	5,716.40	68,597
3	33.8037	2,704.30	5,859.31	70,312
4	34.6488	2,771.90	6,005.79	72,069

Unrepresented, Executive and Laboratory Unit Salary Matrix
Effective November 1, 2014

EXHIBIT 1

Range/Step	Hourly	Bi-Weekly	Monthly	Annually
5	35.5150	2,841.20	6,155.93	73,871
6	36.4029	2,912.23	6,309.83	75,718
7	37.3130	2,985.04	6,467.58	77,611
8	38.2458	3,059.66	6,629.27	79,551
9	39.2019	3,136.15	6,795.00	81,540
179				
1	33.7848	2,702.78	5,856.03	70,272
2	34.6294	2,770.35	6,002.43	72,029
3	35.4951	2,839.61	6,152.49	73,830
4	36.3825	2,910.60	6,306.30	75,676
5	37.2921	2,983.37	6,463.96	77,567
6	38.2244	3,057.95	6,625.56	79,507
7	39.1800	3,134.40	6,791.20	81,494
8	40.1595	3,212.76	6,960.98	83,532
9	41.1635	3,293.08	7,135.00	85,620
180				
1	35.4736	2,837.89	6,148.76	73,785
2	36.3605	2,908.84	6,302.48	75,630
3	37.2695	2,981.56	6,460.04	77,520
4	38.2012	3,056.10	6,621.54	79,459
5	39.1562	3,132.50	6,787.08	81,445
6	40.1351	3,210.81	6,956.76	83,481
7	41.1385	3,291.08	7,130.68	85,568
8	42.1670	3,373.36	7,308.94	87,707
9	43.2212	3,457.69	7,491.67	89,900
181				
1	37.2453	2,979.63	6,455.86	77,470
2	38.1765	3,054.12	6,617.25	79,407
3	39.1309	3,130.47	6,782.68	81,392
4	40.1091	3,208.73	6,952.25	83,427
5	41.1119	3,288.95	7,126.06	85,513
6	42.1397	3,371.17	7,304.21	87,650
7	43.1932	3,455.45	7,486.81	89,842
8	44.2730	3,541.84	7,673.98	92,088
9	45.3798	3,630.38	7,865.83	94,390
182				
1	39.1078	3,128.62	6,778.68	81,344
2	40.0855	3,206.84	6,948.15	83,378
3	41.0876	3,287.01	7,121.85	85,462
4	42.1148	3,369.18	7,299.90	87,599
5	43.1677	3,453.41	7,482.40	89,789
6	44.2469	3,539.75	7,669.46	92,033
7	45.3530	3,628.24	7,861.19	94,334
8	46.4869	3,718.95	8,057.72	96,693
9	47.6490	3,811.92	8,259.17	99,110

Unrepresented, Executive and Laboratory Unit Salary Matrix
Effective November 1, 2014

EXHIBIT 1

Range/Step	Hourly	Bi-Weekly	Monthly	Annually
183				
1	41.0649	3,285.20	7,117.92	85,415
2	42.0916	3,367.33	7,295.87	87,550
3	43.1439	3,451.51	7,478.27	89,739
4	44.2225	3,537.80	7,665.23	91,983
5	45.3280	3,626.24	7,856.86	94,282
6	46.4612	3,716.90	8,053.28	96,639
7	47.6228	3,809.82	8,254.61	99,055
8	48.8133	3,905.07	8,460.98	101,532
9	50.0337	4,002.69	8,672.50	104,070
184				
1	43.1168	3,449.35	7,473.58	89,683
2	44.1947	3,535.58	7,660.42	91,925
3	45.2996	3,623.97	7,851.93	94,223
4	46.4321	3,714.57	8,048.23	96,579
5	47.5929	3,807.43	8,249.44	98,993
6	48.7827	3,902.62	8,455.67	101,468
7	50.0023	4,000.18	8,667.06	104,005
8	51.2523	4,100.19	8,883.74	106,605
9	52.5337	4,202.69	9,105.83	109,270
185				
1	45.2713	3,621.70	7,847.02	94,164
2	46.4031	3,712.24	8,043.20	96,518
3	47.5631	3,805.05	8,244.28	98,931
4	48.7522	3,900.18	8,450.38	101,405
5	49.9710	3,997.68	8,661.64	103,940
6	51.2203	4,097.62	8,878.18	106,538
7	52.5008	4,200.06	9,100.14	109,202
8	53.8133	4,305.07	9,327.64	111,932
9	55.1587	4,412.69	9,560.83	114,730
186				
1	47.5362	3,802.90	8,239.61	98,875
2	48.7246	3,897.97	8,445.60	101,347
3	49.9427	3,995.42	8,656.74	103,881
4	51.1913	4,095.30	8,873.16	106,478
5	52.4711	4,197.69	9,094.99	109,140
6	53.7829	4,302.63	9,322.36	111,868
7	55.1274	4,410.20	9,555.42	114,665
8	56.5056	4,520.45	9,794.31	117,532
9	57.9183	4,633.46	10,039.17	120,470
187				
1	49.9117	3,992.93	8,651.35	103,816
2	51.1594	4,092.76	8,867.64	106,412
3	52.4384	4,195.07	9,089.33	109,072
4	53.7494	4,299.95	9,316.56	111,799

Unrepresented, Executive and Laboratory Unit Salary Matrix
Effective November 1, 2014

EXHIBIT 1

Range/Step	Hourly	Bi-Weekly	Monthly	Annually
5	55.0931	4,407.45	9,549.47	114,594
6	56.4705	4,517.64	9,788.21	117,459
7	57.8822	4,630.58	10,032.92	120,395
8	59.3293	4,746.34	10,283.74	123,405
9	60.8125	4,865.00	10,540.83	126,490
188				
1	52.4055	4,192.44	9,083.61	109,003
2	53.7156	4,297.25	9,310.70	111,728
3	55.0585	4,404.68	9,543.47	114,522
4	56.4349	4,514.80	9,782.06	117,385
5	57.8458	4,627.67	10,026.61	120,319
6	59.2920	4,743.36	10,277.27	123,327
7	60.7743	4,861.94	10,534.21	126,410
8	62.2936	4,983.49	10,797.56	129,571
9	63.8510	5,108.08	11,067.50	132,810
189				
1	55.0255	4,402.04	9,537.76	114,453
2	56.4012	4,512.09	9,776.20	117,314
3	57.8112	4,624.90	10,020.61	120,247
4	59.2565	4,740.52	10,271.12	123,253
5	60.7379	4,859.03	10,527.90	126,335
6	62.2563	4,980.51	10,791.10	129,493
7	63.8127	5,105.02	11,060.88	132,731
8	65.4081	5,232.65	11,337.40	136,049
9	67.0433	5,363.46	11,620.83	139,450
190				
1	57.7758	4,622.07	10,014.48	120,174
2	59.2202	4,737.62	10,264.84	123,178
3	60.7007	4,856.06	10,521.46	126,258
4	62.2182	4,977.46	10,784.50	129,414
5	63.7737	5,101.90	11,054.11	132,649
6	65.3680	5,229.44	11,330.46	135,966
7	67.0022	5,360.18	11,613.72	139,365
8	68.6773	5,494.18	11,904.07	142,849
9	70.3942	5,631.54	12,201.67	146,420
191				
1	60.6642	4,853.14	10,515.13	126,182
2	62.1808	4,974.47	10,778.01	129,336
3	63.7353	5,098.83	11,047.46	132,570
4	65.3287	5,226.30	11,323.65	135,884
5	66.9619	5,356.96	11,606.74	139,281
6	68.6360	5,490.88	11,896.91	142,763
7	70.3519	5,628.15	12,194.33	146,332
8	72.1107	5,768.86	12,499.19	149,990
9	73.9135	5,913.08	12,811.67	153,740

Unrepresented, Executive and Laboratory Unit Salary Matrix
Effective November 1, 2014

EXHIBIT 1

Range/Step	Hourly	Bi-Weekly	Monthly	Annually
192				
1	63.6986	5,095.89	11,041.09	132,493
2	65.2911	5,223.29	11,317.12	135,805
3	66.9234	5,353.87	11,600.05	139,201
4	68.5964	5,487.72	11,890.05	142,681
5	70.3114	5,624.91	12,187.30	146,248
6	72.0691	5,765.53	12,491.98	149,904
7	73.8709	5,909.67	12,804.28	153,651
8	75.7176	6,057.41	13,124.39	157,493
9	77.6106	6,208.85	13,452.50	161,430
193				
1	66.8830	5,350.64	11,593.05	139,117
2	68.5550	5,484.40	11,882.87	142,594
3	70.2689	5,621.51	12,179.94	146,159
4	72.0256	5,762.05	12,484.44	149,813
5	73.8263	5,906.10	12,796.55	153,559
6	75.6719	6,053.75	13,116.47	157,398
7	77.5637	6,205.10	13,444.38	161,333
8	79.5028	6,360.23	13,780.49	165,366
9	81.4904	6,519.23	14,125.00	169,500
194				
1	70.2291	5,618.33	12,173.04	146,076
2	71.9848	5,758.78	12,477.37	149,728
3	73.7844	5,902.75	12,789.30	153,472
4	75.6290	6,050.32	13,109.03	157,308
5	77.5198	6,201.58	13,436.76	161,241
6	79.4578	6,356.62	13,772.68	165,272
7	81.4442	6,515.54	14,116.99	169,404
8	83.4803	6,678.42	14,469.92	173,639
9	85.5673	6,845.38	14,831.67	177,980
195				
1	73.7409	5,899.27	12,781.76	153,381
2	75.5844	6,046.76	13,101.30	157,216
3	77.4741	6,197.92	13,428.84	161,146
4	79.4109	6,352.87	13,764.56	165,175
5	81.3962	6,511.69	14,108.67	169,304
6	83.4311	6,674.49	14,461.39	173,537
7	85.5169	6,841.35	14,822.92	177,875
8	87.6548	7,012.38	15,193.50	182,322
9	89.8462	7,187.69	15,573.33	186,880
196				
1	77.4264	6,194.11	13,420.57	161,047
2	79.3621	6,348.96	13,756.09	165,073
3	81.3461	6,507.69	14,099.99	169,200
4	83.3798	6,670.38	14,452.49	173,430

Unrepresented, Executive and Laboratory Unit Salary Matrix
Effective November 1, 2014

EXHIBIT 1

Range/Step	Hourly	Bi-Weekly	Monthly	Annually
5	85.4642	6,837.14	14,813.80	177,766
6	87.6009	7,008.07	15,184.15	182,210
7	89.7909	7,183.27	15,563.75	186,765
8	92.0356	7,362.85	15,952.85	191,434
9	94.3365	7,546.92	16,351.67	196,220
197				
1	81.2973	6,503.79	14,091.53	169,098
2	83.3297	6,666.38	14,443.82	173,326
3	85.4130	6,833.04	14,804.92	177,659
4	87.5483	7,003.87	15,175.04	182,100
5	89.7370	7,178.96	15,554.42	186,653
6	91.9805	7,358.44	15,943.28	191,319
7	94.2800	7,542.40	16,341.86	196,102
8	96.6370	7,730.96	16,750.41	201,005
9	99.0529	7,924.23	17,169.17	206,030
198				
1	85.3616	6,828.93	14,796.01	177,552
2	87.4956	6,999.65	15,165.91	181,991
3	89.6830	7,174.64	15,545.06	186,541
4	91.9251	7,354.01	15,933.68	191,204
5	94.2232	7,537.86	16,332.03	195,984
6	96.5788	7,726.30	16,740.33	200,884
7	98.9933	7,919.46	17,158.83	205,906
8	101.4681	8,117.45	17,587.80	211,054
9	104.0048	8,320.38	18,027.50	216,330
199				
1	91.7658	7,341.26	15,906.07	190,873
2	94.0599	7,524.79	16,303.72	195,645
3	96.4114	7,712.91	16,711.31	200,536
4	98.8217	7,905.74	17,129.10	205,549
5	101.2923	8,103.38	17,557.32	210,688
6	103.8246	8,305.96	17,996.26	215,955
7	106.4202	8,513.61	18,446.16	221,354
8	109.0807	8,726.45	18,907.32	226,888
9	111.8077	8,944.62	19,380.00	232,560
200				
1	98.6474	7,891.79	17,098.89	205,187
2	101.1136	8,089.09	17,526.36	210,316
3	103.6415	8,291.32	17,964.52	215,574
4	106.2325	8,498.60	18,413.63	220,964
5	108.8883	8,711.06	18,873.97	226,488
6	111.6105	8,928.84	19,345.82	232,150
7	114.4008	9,152.06	19,829.47	237,954
8	117.2608	9,380.86	20,325.20	243,902
9	120.1923	9,615.38	20,833.33	250,000

Unrepresented, Executive and Laboratory Unit Salary Matrix
Effective November 1, 2014

EXHIBIT 1

Range/Step	Hourly	Bi-Weekly	Monthly	Annually
201				
1	52.245	4,179.60	9,055.80	108,670
202				
1	42.9806	3,438.45	7,449.97	89,400
203				
1	131.2260	10,498.08	22,745.83	272,950